



## Kirkistown 500MRCI Race Meeting

Sorted on best lap time

Fiesta/Mazda

Kirkistown 500 MRCI 1.512 miles

Qualifying

29/05/2021 09:30

Qualifying started at 9:37:33

Pos	No.	Name	Make	Best Tm	Diff	In Lap	Best Speed	2nd Best	2nd Lap
1	3	Gregory McMillan	1.8 Mazda MX5	<b>1:10.451</b>		9	77.260	1:10.454	10
2	22	David Cousins	1.8 Mazda MX5	<b>1:10.538</b>	0.087	3	77.164	1:10.687	4
3	395	Paul Sheridan	1.8 Mazda MX5	<b>1:10.542</b>	0.091	2	77.160	1:10.639	3
4	141	Eugene McCann	1.8 Mazda MX5	<b>1:11.236</b>	0.785	6	76.408	1:11.348	7
5	173	Gavin Kilkey	1.8 Mazda MX5	<b>1:12.388</b>	1.937	10	75.192	1:12.395	4
6	42	Jim Kennedy	1.8 Mazda MX5	<b>1:13.998</b>	3.547	9	73.556	1:14.109	5
7	55	Mark Stewart	1.2 Ford Fiesta	<b>1:16.451</b>	6.000	6	71.196	1:16.792	7
8	97	Neville Anderson	1.2 Ford Fiesta	<b>1:16.735</b>	6.284	3	70.933	1:16.958	6
9	64	Timon Dohnke	1.2 Ford Fiesta	<b>1:17.449</b>	6.998	3	70.279	1:17.814	7
10	114	Christian Lester	1.2 Ford Fiesta	<b>1:17.507</b>	7.056	7	70.226	1:18.130	10
11	49	Michael Graham	1.2 Ford Fiesta	<b>1:17.705</b>	7.254	6	70.047	1:18.499	5
12	11	Paul Stewart	1.2 Ford Fiesta	<b>1:17.710</b>	7.259	3	70.043	1:18.332	2
13	21	Megan Campbell	1.2 Ford Fiesta	<b>1:17.965</b>	7.514	3	69.814	1:18.273	7
14	28	Stephen Walker	1.2 Ford Fiesta	<b>1:18.327</b>	7.876	5	69.491	1:18.497	8
15	19	Dan Keelan	1.2 Ford Fiesta	<b>1:18.682</b>	8.231	9	69.177	1:19.313	6
16	88	Christopher Doherty	1.2 Ford Fiesta	<b>1:18.688</b>	8.237	7	69.172	1:18.758	9
17	8	Michael Mulholland	1.2 Ford Fiesta	<b>1:19.582</b>	9.131	5	68.395	1:19.725	9
18	29	Henry White	1.2 Ford Fiesta	<b>1:19.760</b>	9.309	7	68.242	1:20.145	3
19	12	Roy Smyth	1.2 Ford Fiesta	<b>1:20.450</b>	9.999	10	67.657	1:20.740	7
20	63	Andrew Graham	1.2 Ford Fiesta	<b>1:25.829</b>	15.378	6	63.417	1:25.937	8
21	86	Gary Moore	1.2 Ford Fiesta			0	-		0

### Announcements

Car 86 – Please fit a working transponder as per MSUK Reg Q12.8.1

Results provisional until the conclusion of judicial and technical matters

Orbits

Chief Timekeeper: D.Bradfield

Clerk of the Course:

Live timing available at [timing.rhwright.co.uk](http://timing.rhwright.co.uk)

[www.mylaps.com](http://www.mylaps.com)

Licensed to: R.H.Wright Timing



## Kirkistown 500MRCI Race Meeting

Fiesta/Mazda

Kirkistown 500 MRCI 1.512 miles

Qualifying

29/05/2021 09:30

Qualifying started at 9:37:33

Lap	Lap Tm	Diff	Time of Day
<b>(3) Gregory McMillan</b>			
1	1:13.158	+2.707	9:40:49.546
2	1:13.973	+3.522	9:42:03.519
3	1:11.545	+1.094	9:43:15.064
4	1:11.464	+1.013	9:44:26.528
5	1:10.844	+0.393	9:45:37.372
6	1:12.736	+2.285	9:46:50.108
7	1:11.077	+0.626	9:48:01.185
8	1:10.840	+0.389	9:49:12.025
9	1:10.451		9:50:22.476
10	1:10.454	+0.003	9:51:32.930
11	1:11.399	+0.948	9:52:44.329
<b>(22) David Cousins</b>			
1	1:13.447	+2.909	9:40:43.639
2	1:10.854	+0.316	9:41:54.493
3	1:10.538		9:43:05.031
4	1:10.687	+0.149	9:44:15.718
5	1:13.928	+3.390	9:45:29.646
6	1:11.572	+1.034	9:46:41.218
7	1:10.704	+0.166	9:47:51.922
<b>(395) Paul Sheridan</b>			
1	1:13.219	+2.677	9:40:44.521
2	1:10.542		9:41:55.063
3	1:10.639	+0.097	9:43:05.702
4	1:10.880	+0.338	9:44:16.582
5	1:12.411	+1.869	9:45:28.993
6	1:11.786	+1.244	9:46:40.779
7	1:11.420	+0.878	9:47:52.199
8	1:11.568	+1.026	9:49:03.767
9	1:11.356	+0.814	9:50:15.123
10	1:12.584	+2.042	9:51:27.707
11	1:12.480	+1.938	9:52:40.187
<b>(141) Eugene McCann</b>			
1	1:13.794	+2.558	9:40:56.724
2	1:15.281	+4.045	9:42:12.005
3	1:14.543	+3.307	9:43:26.548
4	1:12.925	+1.689	9:44:39.473
5	1:12.287	+1.051	9:45:51.760
6	1:11.236		9:47:02.996
7	1:11.348	+0.112	9:48:14.344
8	1:13.007	+1.771	9:49:27.351
<b>(173) Gavin Kilkey</b>			
1	1:19.531	+7.143	9:40:59.304
2	1:27.023	+14.635	9:42:26.327
3	1:13.004	+0.616	9:43:39.331
4	1:12.395	+0.007	9:44:51.726
5	1:22.738	+10.350	9:46:14.464
6	1:14.511	+2.123	9:47:28.975
7	1:12.988	+0.600	9:48:41.963
8	1:13.003	+0.615	9:49:54.966
9	1:12.644	+0.256	9:51:07.610
10	1:12.388		9:52:19.998
11	1:12.699	+0.311	9:53:32.697
<b>(42) Jim Kennedy</b>			
1	1:16.843	+2.845	9:40:52.718
2	1:17.982	+3.984	9:42:10.700
3	1:15.517	+1.519	9:43:26.217
4	1:16.086	+2.088	9:44:42.303
5	1:14.109	+0.111	9:45:56.412
6	1:14.219	+0.221	9:47:10.631
7	1:14.405	+0.407	9:48:25.036
8	1:15.511	+1.513	9:49:40.547
9	1:13.998		9:50:54.545
10	1:16.006	+2.008	9:52:10.551
11	1:19.154	+5.156	9:53:29.705
<b>(55) Mark Stewart</b>			
1	1:18.097	+1.646	9:40:19.943

Lap	Lap Tm	Diff	Time of Day
<b>(97) Neville Anderson</b>			
1	1:17.701	+0.966	9:40:21.183
2	1:17.266	+0.531	9:41:38.449
3	1:16.735		9:42:55.184
4	1:17.106	+0.371	9:44:12.290
5	1:17.220	+0.485	9:45:29.510
6	1:16.958	+0.223	9:46:46.468
7	1:16.959	+0.224	9:48:03.427
8	1:17.383	+0.648	9:49:20.810
9	1:17.569	+0.834	9:50:38.379
10	1:17.098	+0.363	9:51:55.477
11	1:17.082	+0.347	9:53:12.559
<b>(64) Timon Dohnke</b>			
1	1:18.216	+0.767	9:40:24.024
2	1:18.023	+0.574	9:41:42.047
3	1:17.449		9:42:59.496
4	1:19.855	+2.406	9:44:19.351
5	1:18.992	+1.543	9:45:38.343
6	1:17.825	+0.376	9:46:56.168
7	1:17.814	+0.365	9:48:13.982
8	1:20.303	+2.854	9:49:34.285
9	1:23.834	+6.385	9:50:58.119
10	1:18.597	+1.148	9:52:16.716
11	1:18.202	+0.753	9:53:34.918
<b>(114) Christian Lester</b>			
1	1:30.927	+13.420	9:40:52.836
2	1:28.332	+10.825	9:42:21.168
3	1:20.408	+2.901	9:43:41.576
4	1:18.382	+0.875	9:44:59.958
5	1:18.246	+0.739	9:46:18.204
6	1:18.239	+0.732	9:47:36.443
7	1:17.507		9:48:53.950
8	1:25.247	+7.740	9:50:19.197
9	1:22.325	+4.818	9:51:41.522
10	1:18.130	+0.623	9:52:59.652
<b>(49) Michael Graham</b>			
1	1:21.517	+3.812	9:40:57.348
2	1:19.647	+1.942	9:42:16.995
3	1:20.326	+2.621	9:43:37.321
4	1:20.695	+2.990	9:44:58.016
5	1:18.499	+0.794	9:46:16.515
6	1:17.705		9:47:34.220
7	1:19.312	+1.607	9:48:53.532
8	1:20.132	+2.427	9:50:13.664
9	1:18.730	+1.025	9:51:32.394
10	1:18.655	+0.950	9:52:51.049
<b>(11) Paul Stewart</b>			
1	1:18.504	+0.794	9:40:20.956
2	1:18.332	+0.622	9:41:39.288
3	1:17.710		9:42:56.998
4	1:18.523	+0.813	9:44:15.521
5	1:18.584	+0.874	9:45:34.105
6	1:19.264	+1.554	9:46:53.369
7	1:18.660	+0.950	9:48:12.029
8	1:19.508	+1.798	9:49:31.537
9	1:18.681	+0.971	9:50:50.218
<b>(21) Megan Campbell</b>			
1	1:18.649	+0.684	9:40:22.093
2	1:18.365	+0.400	9:41:40.458
3	1:17.965		9:42:58.423
4	1:18.694	+0.729	9:44:17.117
5	1:18.556	+0.591	9:45:35.673

Lap	Lap Tm	Diff	Time of Day
<b>(28) Stephen Walker</b>			
1	1:21.412	+3.085	9:40:44.821
2	1:19.209	+0.882	9:42:04.030
3	1:19.350	+1.023	9:43:23.380
4	1:19.231	+0.904	9:44:42.611
5	1:18.327		9:46:00.938
6	1:20.682	+2.355	9:47:21.620
7	1:20.320	+1.993	9:48:41.940
8	1:18.497	+0.170	9:50:00.437
9	1:18.970	+0.643	9:51:19.407
10	1:19.299	+0.972	9:52:38.706
<b>(19) Dan Keelan</b>			
1	1:23.146	+4.464	9:40:47.710
2	1:19.331	+0.649	9:42:07.041
3	1:20.685	+2.003	9:43:27.726
4	1:20.767	+2.085	9:44:48.493
5	1:20.846	+2.164	9:46:09.339
6	1:19.313	+0.631	9:47:28.652
7	1:19.691	+1.009	9:48:48.343
8	1:20.166	+1.484	9:50:08.509
9	1:18.682		9:51:27.191
10	1:19.678	+0.996	9:52:46.869
<b>(88) Christopher Doherty</b>			
1	1:23.253	+4.565	9:40:47.224
2	1:19.193	+0.505	9:42:06.417
3	1:22.084	+3.396	9:43:28.501
4	1:21.213	+2.525	9:44:49.714
5	1:20.980	+2.292	9:46:10.694
6	1:18.950	+0.262	9:47:29.644
7	1:18.688		9:48:48.332
8	1:19.421	+0.733	9:50:07.753
9	1:18.758	+0.070	9:51:26.511
10	1:23.888	+5.200	9:52:50.399
<b>(8) Michael Mulholland</b>			
1	1:27.377	+7.795	9:40:48.645
2	1:26.295	+6.713	9:42:14.940
3	1:21.994	+2.412	9:43:36.934
4	1:23.813	+4.231	9:45:00.747
5	1:19.582		9:46:20.329
6	1:20.262	+0.680	9:47:40.591
7	1:20.748	+1.166	9:49:01.339
8	1:22.413	+2.831	9:50:23.752
9	1:19.725	+0.143	9:51:43.477
10	1:20.187	+0.605	9:53:03.664
<b>(29) Henry White</b>			
1	1:23.133	+3.373	9:40:50.390
2	1:21.515	+1.755	9:42:11.905
3	1:20.145	+0.385	9:43:32.050
4	1:20.480	+0.720	9:44:52.530
5	1:20.319	+0.559	9:46:12.849
6	1:20.459	+0.699	9:47:33.308
7	1:19.760		9:48:53.068
8	1:20.164	+0.404	9:50:13.232
9	1:21.526	+1.766	9:51:34.758
10	1:20.259	+0.499	9:52:55.017
<b>(12) Roy Smyth</b>			
1	1:24.645	+4.195	9:40:45.111
2	1:21.130	+0.680	9:42:06.241
3	1:21.068	+0.618	9:43:27.309
4	1:21.334	+0.884	9:44:48.643
5	1:22.553	+2.103	9:46:11.196
6	1:20.970	+0.520	9:47:32.166

Results provisional until the conclusion of judicial and technical matters

Orbits

Chief Timekeeper: D.Bradfield

Clerk of the Course:

Live timing available at [timing.rhwright.co.uk](http://timing.rhwright.co.uk)

[www.mylaps.com](http://www.mylaps.com)

Licensed to: R.H.Wright Timing



## Kirkistown 500MRCI Race Meeting


Fiesta/Mazda

Kirkistown 500 MRCI 1.512 miles

Qualifying

29/05/2021 09:30

Qualifying started at 9:37:33



Lap	Lap Tm	Diff	Time of Day	Lap	Lap Tm	Diff	Time of Day	Lap	Lap Tm	Diff	Time of Day
7	1:20.740	+0.290	9:48:52.906								
8	1:22.190	+1.740	9:50:15.096								
9	1:21.125	+0.675	9:51:36.221								
10	1:20.450		9:52:56.671								

(63) Andrew Graham

1	1:27.222	+1.393	9:41:16.458
2	1:27.251	+1.422	9:42:43.709
3	1:28.090	+2.261	9:44:11.799
4	1:29.145	+3.316	9:45:40.944
5	1:26.221	+0.392	9:47:07.165
6	1:25.829		9:48:32.994
7	1:26.100	+0.271	9:49:59.094
8	1:25.937	+0.108	9:51:25.031
9	1:29.959	+4.130	9:52:54.990

Results provisional until the conclusion of judicial and technical matters

Orbits

Chief Timekeeper: D.Bradfield

Clerk of the Course:

Live timing available at [timing.rhwright.co.uk](http://timing.rhwright.co.uk)

[www.mylaps.com](http://www.mylaps.com)

Licensed to: R.H.Wright Timing



## Kirkistown 500MRCI Race Meeting


Fiesta/Mazda

Kirkistown 500 MRCI 1.512 miles

Race 1

29/05/2021 11:10

Race (15:00 and 1 Laps) started at 11:31:23



10

1:19.582  
8 Michael Mulholland

19

1:19.760  
29 Henry White

20

9

1:18.682  
19 Dan Keelan

17

1:18.688  
88 Christopher Doherty

18

8

1:17.965  
21 Megan Campbell

15

1:18.327  
28 Stephen Walker

16

7

1:17.705  
49 Michael Graham

13

1:17.710  
11 Paul Stewart

14

6

1:17.449  
64 Timon Dohnke

11

1:17.507  
114 Christian Lester

12

5

1:16.451  
55 Mark Stewart

9

1:16.735  
97 Neville Anderson

10

4

7

8

3

1:12.388  
173 Gavin Kilkey

5

1:13.998  
42 Jim Kennedy

6

2

1:10.542  
395 Paul Sheridan

3

1:11.236  
141 Eugene McCann

4

1


1:10.451  
3 Gregory McMillan

1

1:10.538  
22 David Cousins

2

POLE POSITION



Results provisional until the conclusion of judicial and technical matters

Orbits

Chief Timekeeper: D.Bradfield

Clerk of the Course:

Live timing available at [timing.rhwright.co.uk](http://timing.rhwright.co.uk)

[www.mylaps.com](http://www.mylaps.com)

Licensed to: R.H.Wright Timing



## Kirkistown 500MRCI Race Meeting


Fiesta/Mazda

Kirkistown 500 MRCI 1.512 miles

Race 1

29/05/2021 11:10

Race (15:00 and 1 Laps) started at 11:31:23



12

86 Gary Moore

23


11

1:20.450  
12 Roy Smyth

21

1:25.829  
63 Andrew Graham

22



Results provisional until the conclusion of judicial and technical matters

Orbits

Chief Timekeeper: D.Bradfield

Clerk of the Course:

Live timing available at [timing.rhwright.co.uk](http://timing.rhwright.co.uk)

[www.mylaps.com](http://www.mylaps.com)

Licensed to: R.H.Wright Timing



## Kirkistown 500MRCI Race Meeting

Sorted on Laps

Fiesta/Mazda

Kirkistown 500 MRCI 1.512 miles

Race 1 (Restart)

29/05/2021 11:33

Race (12:00 and 1 Laps) started at 11:46:16

Pos	No.	Name	Make	Laps	Total Tm	Best Tm	Best Speed	In Lap	Avg. Speed
<b>Ford Fiesta</b>									
1	55	Mark Stewart	1.2 Ford Fiesta	12	15:30.392	1:16.837	70.839	5	70.203
2	97	Neville Anderson	1.2 Ford Fiesta	12	15:30.561	1:16.612	71.047	6	70.190
3	11	Paul Stewart	1.2 Ford Fiesta	11	14:27.704	1:18.046	69.741	4	69.002
4	49	Michael Graham	1.2 Ford Fiesta	11	14:32.570	1:18.333	69.486	8	68.617
5	21	Megan Campbell	1.2 Ford Fiesta	11	14:32.740	1:18.021	69.764	11	68.604
6	19	Dan Keelan	1.2 Ford Fiesta	11	14:34.357	1:18.641	69.214	11	68.477
7	28	Stephen Walker	1.2 Ford Fiesta	11	14:35.713	1:17.785	69.975	8	68.371
8	29	Henry White	1.2 Ford Fiesta	11	14:55.868	1:19.749	68.252	2	66.833
9	12	Roy Smyth	1.2 Ford Fiesta	11	14:55.960	1:19.861	68.156	5	66.826
10	8	Michael Mulholland	1.2 Ford Fiesta	11	15:12.906	1:20.605	67.527	4	65.585
11	114	Christian Lester	1.2 Ford Fiesta	9	11:53.755	1:17.958	69.820	6	68.633
<b>Not classified</b>									
DNF	88	Christopher Doherty	1.2 Ford Fiesta	10	13:37.750	1:19.724	68.273	9	66.561
DNF	86	Gary Moore	1.2 Ford Fiesta	9	13:26.258	1:27.997	61.855	6	60.759
DNF	63	Andrew Graham	1.2 Ford Fiesta	6	8:57.036	1:24.548	64.378	4	60.812
DNS	64	Timon Dohnke	1.2 Ford Fiesta					0	-
<b>Mazda MX5</b>									
1	395	Paul Sheridan	1.8 Mazda MX5	12	14:19.517	1:10.666	77.025	10	75.992
2	141	Eugene McCann	1.8 Mazda MX5	12	14:21.646	1:10.362	77.357	4	75.804
3	3	Gregory McMillan	1.8 Mazda MX5	12	14:32.989	1:10.278	77.450	5	74.819
4	22	David Cousins	1.8 Mazda MX5	12	14:35.532	1:10.904	76.766	6	74.602
5	173	Gavin Kilkey	1.8 Mazda MX5	12	14:56.677	1:11.336	76.301	7	72.843
6	42	Jim Kennedy	1.8 Mazda MX5	12	14:58.792	1:13.417	74.138	5	72.671

### Announcements

New Track Record (1:10.278) for Mazda MX5 by Gregory McMillan.  
Penalty - Cars 3 & 22 +10s - Out of Position Start (Q12.14)

Margin of Victory	Avg. Speed	Best Lap Tm	Best Speed	Best Lap by
2.129	75.992	1:10.278	77.450	3 - Gregory McMillan

Results provisional until the conclusion of judicial and technical matters

Orbits

Chief Timekeeper: D.Bradfield

Clerk of the Course:

Live timing available at [timing.rhwright.co.uk](http://timing.rhwright.co.uk)

[www.mylaps.com](http://www.mylaps.com)

Licensed to: R.H.Wright Timing





## Kirkistown 500MRCI Race Meeting


Fiesta/Mazda

Kirkistown 500 MRCI 1.512 miles

Race 1 (Restart)

29/05/2021 11:33

Race (12:00 and 1 Laps) started at 11:46:16



Lap	Lap Tm	Diff	Time of Day
5	1:18.433	+0.475	11:52:56.574
6	1:17.958		11:54:14.532
7	1:19.144	+1.186	11:55:33.676
8	1:18.204	+0.246	11:56:51.880
9	1:18.578	+0.620	11:58:10.458

(88) Christopher Doherty

1	1:25.619	+5.895	11:47:44.068
2	1:20.060	+0.336	11:49:04.128
3	1:21.629	+1.905	11:50:25.757
4	1:20.991	+1.267	11:51:46.748
5	1:19.886	+0.162	11:53:06.634
6	1:20.305	+0.581	11:54:26.939
7	1:20.381	+0.657	11:55:47.320
8	1:20.358	+0.634	11:57:07.678
9	1:19.724		11:58:27.402
10	1:27.051	+7.327	11:59:54.453

(86) Gary Moore

1	1:30.935	+2.938	11:47:51.497
2	1:28.012	+0.015	11:49:19.509
3	1:28.647	+0.650	11:50:48.156
4	1:28.338	+0.341	11:52:16.494
5	1:29.712	+1.715	11:53:46.206
6	1:27.997		11:55:14.203
7	1:30.930	+2.933	11:56:45.133
8	1:29.830	+1.833	11:58:14.963
9	1:27.998	+0.001	11:59:42.961

(63) Andrew Graham

1	1:28.615	+4.067	11:47:48.146
2	1:24.564	+0.016	11:49:12.710
3	1:28.113	+3.565	11:50:40.823
4	1:24.548		11:52:05.371
5	1:43.361	+18.833	11:53:48.752
6	1:24.987	+0.439	11:55:13.739

Lap Lap Tm Diff Time of Day

Lap Lap Tm Diff Time of Day

Results provisional until the conclusion of judicial and technical matters

Orbits

Chief Timekeeper: D.Bradfield

Clerk of the Course:

Live timing available at [timing.rhwright.co.uk](http://timing.rhwright.co.uk)

[www.mylaps.com](http://www.mylaps.com)

Licensed to: R.H.Wright Timing





## Kirkistown 500MRCI Race Meeting


Fiesta/Mazda

Kirkistown 500 MRCI 1.512 miles

Race 7

29/05/2021 14:45

Race (15:00 and 1 Laps) started at 15:01:58



10

1:20.145  
29 Henry White

19

1:20.740  
12 Roy Smyth

20

9

1:19.313  
19 Dan Keelan

17

1:19.725  
8 Michael Mulholland

18

8

1:18.273  
21 Megan Campbell

15

1:18.758  
88 Christopher Doherty

16

7

1:16.958  
97 Neville Anderson

13

1:16.792  
55 Mark Stewart

14

6

1:18.130  
114 Christian Lester

11

1:17.814  
28 Timon Dohnke

12

5

1:18.332  
11 Paul Stewart

9

1:18.499  
49 Michael Graham

10

4

7

8

3

1:12.395  
173 Gavin Kilkey

5

1:14.109  
42 Jim Kennedy

6

2

1:10.687  
22 David Cousins

3

1:11.348  
141 Eugene McCann

4

1


1:10.454  
3 Gregory McMillan

1

1:10.639  
395 Paul Sheridan

2

POLE POSITION



Results provisional until the conclusion of judicial and technical matters

Orbits

Chief Timekeeper: D.Bradfield

Clerk of the Course:

Live timing available at [timing.rhwright.co.uk](http://timing.rhwright.co.uk)

[www.mylaps.com](http://www.mylaps.com)

Licensed to: R.H.Wright Timing



## Kirkistown 500MRCI Race Meeting


Fiesta/Mazda

Kirkistown 500 MRCI 1.512 miles

Race 7

29/05/2021 14:45

Race (15:00 and 1 Laps) started at 15:01:58




11

1:25.937  
63 Andrew Graham

21

86 Gary Moore

22



Results provisional until the conclusion of judicial and technical matters

Orbits

Chief Timekeeper: D.Bradfield

Clerk of the Course:

Live timing available at [timing.rhwright.co.uk](http://timing.rhwright.co.uk)

[www.mylaps.com](http://www.mylaps.com)

Licensed to: R.H.Wright Timing



## Kirkistown 500MRCI Race Meeting

Sorted on Laps

Fiesta/Mazda

Kirkistown 500 MRCI 1.512 miles

Race 7

29/05/2021 14:45

Race (15:00 and 1 Laps) started at 15:01:58

Pos	No.	Name	Make	Laps	Total Tm	Best Tm	Best Speed	In Lap	Avg. Speed
<b>Ford Fiesta</b>									
1	97	Neville Anderson	1.2 Ford Fiesta	13	17:01.588	1:17.246	70.463	8	69.264
2	55	Mark Stewart	1.2 Ford Fiesta	13	17:01.971	1:16.890	70.790	8	69.238
3	11	Paul Stewart	1.2 Ford Fiesta	13	17:11.427	1:17.851	69.916	6	68.603
4	49	Michael Graham	1.2 Ford Fiesta	13	17:11.650	1:17.852	69.915	10	68.588
5	21	Megan Campbell	1.2 Ford Fiesta	13	17:24.071	1:18.394	69.432	5	67.772
6	114	Christian Lester	1.2 Ford Fiesta	13	17:24.240	1:17.688	70.063	10	67.761
7	19	Dan Keelan	1.2 Ford Fiesta	13	17:24.645	1:18.507	69.332	2	67.735
8	28	Timon Dohnke	1.2 Ford Fiesta	13	17:38.771	1:19.024	68.878	9	66.832
9	29	Henry White	1.2 Ford Fiesta	13	17:39.570	1:19.980	68.055	9	66.781
10	8	Michael Mulholland	1.2 Ford Fiesta	12	16:42.672	1:21.475	66.806	10	65.142
11	12	Roy Smyth	1.2 Ford Fiesta	12	16:50.211	1:19.850	68.166	2	64.656
12	63	Andrew Graham	1.2 Ford Fiesta	12	17:54.305	1:23.786	64.963	2	60.799
13	86	Gary Moore	1.2 Ford Fiesta	12	18:08.021	1:28.707	61.360	2	60.032
<b>Not classified</b>									
DNS	88	Christopher Doherty	1.2 Ford Fiesta					0	
<b>Mazda MX5</b>									
1	3	Gregory McMillan	1.8 Mazda MX5	14	16:40.140	1:10.089	77.659	4	76.192
2	395	Paul Sheridan	1.8 Mazda MX5	14	16:49.117	1:10.435	77.277	5	75.514
3	22	David Cousins	1.8 Mazda MX5	14	16:51.200	1:10.702	76.985	14	75.358
4	141	Eugene McCann	1.8 Mazda MX5	14	16:52.002	1:10.276	77.452	3	75.299
5	173	Gavin Kilkey	1.8 Mazda MX5	14	17:03.197	1:11.541	76.083	9	74.475
6	42	Jim Kennedy	1.8 Mazda MX5	14	17:33.167	1:13.553	74.001	3	72.355

### Announcements

New Track Record (1:10.089) for Mazda MX5 by Gregory McMillan.

Margin of Victory	Avg. Speed	Best Lap Tm	Best Speed	Best Lap by
8.977	76.192	1:10.089	77.659	3 - Gregory McMillan

Results provisional until the conclusion of judicial and technical matters

Orbits

Chief Timekeeper: D.Bradfield

Clerk of the Course:

Live timing available at [timing.rhwright.co.uk](http://timing.rhwright.co.uk)

[www.mylaps.com](http://www.mylaps.com)

Licensed to: R.H.Wright Timing





## Kirkistown 500MRCI Race Meeting


Fiesta/Mazda

Kirkistown 500 MRCI 1.512 miles

Race 7

29/05/2021 14:45

Race (15:00 and 1 Laps) started at 15:01:58



Lap	Lap Tm	Diff	Time of Day
5	1:20.341	+0.361	15:08:51.961
6	1:20.355	+0.375	15:10:12.316
7	1:20.831	+0.851	15:11:33.147
8	1:21.450	+1.470	15:12:54.597
9	1:19.980		15:14:14.577
10	1:21.365	+1.385	15:15:35.942
11	1:20.643	+0.663	15:16:56.585
12	1:21.211	+1.231	15:18:17.796
13	1:20.276	+0.296	15:19:38.072

(8) Michael Mulholland

Lap	Lap Tm	Diff	Time of Day
1	1:29.659	+8.184	15:03:35.072
2	1:22.528	+1.053	15:04:57.600
3	1:24.266	+2.791	15:06:21.866
4	1:22.160	+0.685	15:07:44.026
5	1:21.539	+0.064	15:09:05.565
6	1:23.078	+1.603	15:10:28.643
7	1:21.563	+0.088	15:11:50.206
8	1:22.833	+1.358	15:13:13.039
9	1:21.626	+0.151	15:14:34.665
10	1:21.475		15:15:56.140
11	1:22.634	+1.159	15:17:18.774
12	1:22.400	+0.925	15:18:41.174

(12) Roy Smyth

Lap	Lap Tm	Diff	Time of Day
1	1:25.570	+5.720	15:03:30.819
2	1:19.850		15:04:50.669
3	1:20.758	+0.908	15:06:11.427
4	1:20.957	+1.107	15:07:32.384
5	1:20.145	+0.295	15:08:52.529
6	1:20.556	+0.706	15:10:13.085
7	1:20.594	+0.744	15:11:33.679
8	1:50.718	+30.868	15:13:24.397
9	1:20.949	+1.099	15:14:45.346
10	1:20.622	+0.772	15:16:05.968
11	1:21.111	+1.261	15:17:27.079
12	1:21.634	+1.784	15:18:48.713

(63) Andrew Graham

Lap	Lap Tm	Diff	Time of Day
1	1:27.725	+3.939	15:03:33.555
2	1:23.786		15:04:57.341
3	1:25.397	+1.611	15:06:22.738
4	1:24.509	+0.723	15:07:47.247
5	1:24.733	+0.947	15:09:11.980
6	1:26.867	+3.081	15:10:38.847
7	1:25.887	+2.101	15:12:04.734
8	1:25.463	+1.677	15:13:30.197
9	2:05.050	+41.264	15:15:35.247
10	1:26.056	+2.270	15:17:01.303
11	1:25.703	+1.917	15:18:27.006
12	1:25.801	+2.015	15:19:52.807

(86) Gary Moore

Lap	Lap Tm	Diff	Time of Day
1	1:32.167	+3.480	15:03:38.484
2	1:28.707		15:05:07.191
3	1:29.459	+0.752	15:06:36.650
4	1:29.781	+1.074	15:08:06.431
5	1:30.120	+1.413	15:09:36.551
6	1:29.994	+1.287	15:11:06.545
7	1:29.278	+0.571	15:12:35.823
8	1:30.156	+1.449	15:14:05.979
9	1:32.047	+3.340	15:15:38.026
10	1:28.851	+0.144	15:17:06.877
11	1:29.547	+0.840	15:18:36.424
12	1:30.099	+1.392	15:20:06.523

Results provisional until the conclusion of judicial and technical matters

Orbits

Chief Timekeeper: D.Bradfield

Clerk of the Course:

Live timing available at [timing.rhwright.co.uk](http://timing.rhwright.co.uk)

[www.mylaps.com](http://www.mylaps.com)

Licensed to: R.H.Wright Timing



## Kirkistown 500MRCI Race Meeting

Sorted on best lap time

Formula Ford 1600

Kirkistown 500 MRCI 1.512 miles

Qualifying

29/05/2021 10:10

Qualifying started at 10:21:52

Pos	No.	Name	Make	Best Tm	Diff	In Lap	Best Speed	2nd Best	2nd Lap
1	3	Jordan Dempsey	Van Diemen RF00	<b>1:01.064</b>		6	89.136	1:01.210	9
2	111	David Parks	Ray GR07	<b>1:01.316</b>	0.252	7	88.770	1:01.575	6
3	28	David McCullough	Van Diemen RF00	<b>1:01.346</b>	0.282	3	88.727	1:01.366	2
4	18	Alan Davidson	Mondiale M89S	<b>1:01.454</b>	0.390	7	88.571	1:01.457	13
5	26	Neville Smyth	Ray GR10/14	<b>1:01.924</b>	0.860	4	87.898	1:02.065	6
6	89	Brandon McCaughan	Mondiale M89S	<b>1:02.198</b>	1.134	11	87.511	1:02.303	5
7	99	Ryan Campbell	Reynard FF89	<b>1:02.336</b>	1.272	11	87.317	1:02.525	14
8	66	Trevor Delaney	Van Diemen RF02	<b>1:02.459</b>	1.395	4	87.145	1:02.568	5
9	80	Chris Hillis	Mondiale M88S	<b>1:02.988</b>	1.924	10	86.414	1:03.025	4
10	21	Mike Todd	Mondiale M84S	<b>1:03.197</b>	2.133	13	86.128	1:03.448	12
11	90	Henry Campbell	Reynard FF89	<b>1:03.504</b>	2.440	4	85.711	1:03.595	5
12	8	Philip Harris	Mondiale M89S	<b>1:03.850</b>	2.786	10	85.247	1:04.075	11
13	39	Robbie Parks	Ray GR14	<b>1:04.281</b>	3.217	5	84.675	1:04.395	3
14	52	Chris Paul	Van Diemen RF97			0	-		0

Results provisional until the conclusion of judicial and technical matters

Orbits

Chief Timekeeper: D.Bradfield

Clerk of the Course:

Live timing available at [timing.rhwright.co.uk](http://timing.rhwright.co.uk)

[www.mylaps.com](http://www.mylaps.com)

Licensed to: R.H.Wright Timing



## Kirkistown 500MRCI Race Meeting


Formula Ford 1600

Kirkistown 500 MRCI 1.512 miles

Qualifying

29/05/2021 10:10

Qualifying started at 10:21:52



Lap	Lap Tm	Diff	Time of Day	Lap	Lap Tm	Diff	Time of Day	Lap	Lap Tm	Diff	Time of Day																
<b>(3) Jordan Dempsey</b>																											
1	1:05.332	+4.268	10:24:33.931	11	1:02.358	+0.434	10:34:48.776	11	1:04.534	+1.337	10:34:57.911																
2	1:01.626	+0.562	10:25:35.557	12				12	1:03.448	+0.251	10:36:01.359																
3	1:01.806	+0.742	10:26:37.363	13				13	1:03.197		10:37:04.556																
4	1:01.976	+0.912	10:27:39.339	<b>(89) Brandon McCaughan</b>																							
5	1:01.341	+0.277	10:28:40.680	1	1:08.584	+6.386	10:24:26.747	<b>(90) Henry Campbell</b>																			
6	1:01.064		10:29:41.744	2	1:06.635	+4.437	10:25:33.382	1	1:04.885	+1.381	10:24:16.253																
7	1:01.323	+0.259	10:30:43.067	3	1:02.690	+0.482	10:26:36.062	2	1:04.637	+1.133	10:25:20.890																
8	1:01.627	+0.563	10:31:44.694	4	1:03.984	+1.786	10:27:40.046	3	1:05.728	+2.224	10:26:26.618																
9	1:01.210	+0.146	10:32:45.904	5	1:02.303	+0.105	10:28:42.349	4	1:03.504		10:27:30.122																
10	1:01.221	+0.157	10:33:47.125	6	1:03.981	+1.783	10:29:46.330	5	1:03.595	+0.091	10:28:33.717																
11	1:01.406	+0.342	10:34:48.531	7	1:03.136	+0.938	10:30:49.466	6	1:03.673	+0.169	10:29:37.390																
12	1:08.205	+7.141	10:35:56.736	8	1:02.502	+0.304	10:31:51.968	7	1:03.998	+0.494	10:30:41.388																
13	1:12.652	+11.588	10:37:09.388	9	1:02.917	+0.719	10:32:54.885	8	1:04.118	+0.614	10:31:45.506																
<b>(111) David Parks</b>																											
1	1:03.652	+2.336	10:24:30.510	10	1:02.444	+0.246	10:33:57.329	9	1:03.719	+0.215	10:32:49.225																
2	1:02.193	+0.877	10:25:32.703	11	1:02.198		10:34:59.527	10	1:04.178	+0.674	10:33:53.403																
3	1:01.605	+0.289	10:26:34.308	12	1:03.254	+1.056	10:36:02.781	11	1:04.035	+0.531	10:34:57.438																
4	1:01.753	+0.437	10:27:36.061	13	1:04.808	+2.610	10:37:07.589	12	1:04.141	+0.637	10:36:01.579																
5	1:01.888	+0.572	10:28:37.949	<b>(99) Ryan Campbell</b>																							
6	1:01.575	+0.259	10:29:39.524	1	1:05.113	+2.777	10:24:14.300	13	1:06.567	+3.063	10:37:08.146																
7	1:01.316		10:30:40.840	2	1:03.405	+1.069	10:25:17.705	<b>(8) Philip Harris</b>																			
8	1:01.910	+0.594	10:31:42.750	3	1:03.563	+1.227	10:26:21.268	1	1:06.030	+2.180	10:24:37.144																
9	1:01.588	+0.272	10:32:44.338	4	1:03.404	+1.068	10:27:24.672	2	1:04.950	+1.100	10:25:42.094																
10	1:01.649	+0.333	10:33:45.987	5	1:03.004	+0.668	10:28:27.676	3	1:04.635	+0.785	10:26:46.729																
11	1:02.668	+1.352	10:34:48.655	6	1:03.186	+0.850	10:29:30.862	4	1:04.165	+0.315	10:27:50.894																
12	1:07.583	+6.267	10:35:56.238	7	1:04.488	+2.152	10:30:35.350	5	1:04.078	+0.228	10:28:54.972																
13	1:07.400	+5.724	10:37:03.278	8	1:02.632	+0.296	10:31:37.982	6	1:04.426	+0.576	10:29:59.398																
<b>(28) David McCullough</b>																											
1	1:01.817	+0.471	10:24:13.172	9	1:02.787	+0.451	10:32:40.769	7	1:06.833	+2.983	10:31:06.231																
2	1:01.366	+0.020	10:25:14.538	10	1:02.632	+0.296	10:33:43.401	8	1:04.315	+0.465	10:32:10.546																
3	1:01.346		10:26:15.884	11	1:02.336		10:34:45.737	9	1:04.251	+0.401	10:33:14.797																
4	1:01.435	+0.089	10:27:17.319	12	1:02.633	+0.297	10:35:48.370	10	1:03.850		10:34:18.647																
5	1:01.374	+0.028	10:28:18.693	13	1:02.877	+0.541	10:36:51.247	11	1:04.075	+0.225	10:35:22.722																
6	1:01.385	+0.039	10:29:20.078	14	1:02.525	+0.189	10:37:53.772	12	1:04.458	+0.608	10:36:27.180																
7	1:02.078	+0.732	10:30:22.156	<b>(66) Trevor Delaney</b>																							
8	1:01.382	+0.036	10:31:23.538	1	1:05.444	+2.985	10:24:31.179	1	1:08.321	+4.040	10:24:41.277																
9	1:01.477	+0.131	10:32:25.015	2	1:03.012	+0.553	10:25:34.191	2	1:04.508	+0.227	10:25:45.785																
10	1:01.495	+0.149	10:33:26.510	3	1:02.885	+0.426	10:26:37.076	3	1:04.395	+0.114	10:26:50.180																
11	1:01.768	+0.422	10:34:28.278	4	1:02.459		10:27:39.535	4	1:04.424	+0.143	10:27:54.604																
12	1:01.407	+0.061	10:35:29.685	5	1:02.568	+0.109	10:28:42.103	5	1:04.281		10:28:58.885																
13	1:01.534	+0.188	10:36:31.219	6	1:03.374	+0.915	10:29:45.477	6	1:04.577	+0.296	10:30:03.462																
14	1:07.587	+6.241	10:37:38.806	7	1:03.497	+1.038	10:30:48.974	7	1:04.584	+0.303	10:31:08.046																
<b>(18) Alan Davidson</b>																											
1	1:03.415	+1.961	10:24:14.243	8	1:02.683	+0.224	10:31:51.657	8	1:04.621	+0.340	10:32:12.667																
2	1:01.853	+0.399	10:25:16.096	9	1:09.812	+7.353	10:33:01.469	9	1:04.458	+0.177	10:33:17.125																
3	1:01.608	+0.154	10:26:17.704	10	1:09.539	+7.080	10:34:11.008	10	1:05.169	+0.888	10:34:22.294																
4	1:01.720	+0.266	10:27:19.424	11	1:02.741	+0.282	10:35:13.749	<b>(39) Robbie Parks</b>																			
5	1:01.616	+0.162	10:28:21.040	12	1:03.384	+0.925	10:36:17.133	1	1:08.321	+4.040	10:24:41.277																
6	1:01.875	+0.421	10:29:22.915	13	1:02.573	+0.114	10:37:19.706	2	1:04.508	+0.227	10:25:45.785																
7	1:01.454		10:30:24.369	<b>(80) Chris Hillis</b>																							
8	1:01.719	+0.265	10:31:26.088	1	1:03.896	+0.908	10:24:18.632	3	1:04.395	+0.114	10:26:50.180																
9	1:01.549	+0.095	10:32:27.637	2	1:03.314	+0.326	10:25:21.946	4	1:04.424	+0.143	10:27:54.604																
10	1:01.663	+0.209	10:33:29.300	3	1:03.801	+0.813	10:26:25.747	5	1:04.281		10:28:58.885																
11	1:01.498	+0.044	10:34:30.798	4	1:03.025	+0.037	10:27:28.772	6	1:04.577	+0.296	10:30:03.462																
12	1:01.580	+0.126	10:35:32.378	5	1:04.049	+1.061	10:28:32.821	7	1:04.584	+0.303	10:31:08.046																
13	1:01.457	+0.003	10:36:33.835	6	1:03.503	+0.515	10:29:36.324	8	1:04.621	+0.340	10:32:12.667																
14	1:01.493	+0.039	10:37:35.328	7	1:03.276	+0.288	10:30:39.600	9	1:04.458	+0.177	10:33:17.125																
<b>(26) Neville Smyth</b>																											
1	1:03.088	+1.144	10:24:17.482	8	1:03.687	+0.699	10:31:43.287	10	1:05.169	+0.888	10:34:22.294																
2	1:02.729	+0.805	10:25:20.211	9	1:03.167	+0.179	10:32:46.454	<b>(21) Mike Todd</b>																			
3	1:02.169	+0.245	10:26:22.380	10	1:02.988		10:33:49.442	1	1:04.621	+1.424	10:24:16.603																
4	1:01.924		10:27:24.304	11	1:03.865	+0.877	10:34:53.307	2	1:04.356	+1.159	10:25:20.959																
5	1:04.505	+2.581	10:28:28.809	12	1:03.415	+0.427	10:35:56.722	3	1:03.934	+0.737	10:26:24.893																
6	1:02.065	+0.141	10:29:30.874	13	1:07.020	+4.032	10:37:03.742	4	1:03.810	+0.613	10:27:28.703																
7	1:02.864	+0.940	10:30:33.738	<b>(21) Mike Todd</b>																							
8	1:02.285	+0.361	10:31:36.023	1	1:04.621	+1.424	10:24:16.603	5	1:04.368	+1.171	10:28:33.071																
9	1:07.116	+5.192	10:32:43.139	2	1:04.356	+1.159	10:25:20.959	6	1:03.515	+0.318	10:29:36.586																
10	1:03.279	+1.355	10:33:46.418	3	1:03.934	+0.737	10:26:24.893	7	1:04.034	+0.837	10:30:40.620																
												4	1:03.810	+0.613	10:27:28.703	8	1:03.859	+0.662	10:31:44.479								
												5	1:04.368	+1.171	10:28:33.071	9	1:05.031	+1.834	10:32:49.510								
												6	1:03.515	+0.318	10:29:36.586	10	1:03.867	+0.670	10:33:53.377								
												7	1:04.034	+0.837	10:30:40.620												
												8	1:03.859	+0.662	10:31:44.479												
												9	1:05.031	+1.834	10:32:49.510												
												10	1:03.867	+0.670	10:33:53.377												

Results provisional until the conclusion of judicial and technical matters

Orbits

Chief Timekeeper: D.Bradfield

Clerk of the Course:

Live timing available at [timing.rhwright.co.uk](http://timing.rhwright.co.uk)

[www.mylaps.com](http://www.mylaps.com)

Licensed to: R.H.Wright Timing





## Kirkistown 500MRCI Race Meeting

Formula Ford 1600

Kirkistown 500 MRCI 1.512 miles

Race 3

29/05/2021 12:10

Race (14:01 and 1 Laps) started at 12:40:00

7

1:04.281  
39 Robbie Parks

13

6

1:03.504  
90 Henry Campbell

11

5

1:02.988  
80 Chris Hillis

9

4

1:02.336  
99 Ryan Campbell

7

3

1:01.924  
26 Neville Smyth

5

2

1:01.346  
28 David McCullough

3

1

1:01.064  
3 Jordan Dempsey

1

POLE POSITION

1:03.850  
8 Philip Harris

12

1:03.197  
21 Mike Todd

10

1:02.459  
66 Trevor Delaney

8

1:02.198  
89 Brandon McCaughan

6

1:01.454  
18 Alan Davidson

4

1:01.316  
111 David Parks

2

Results provisional until the conclusion of judicial and technical matters

Orbits

Chief Timekeeper: D.Bradfield

Clerk of the Course:

Live timing available at [timing.rhwright.co.uk](http://timing.rhwright.co.uk)

[www.mylaps.com](http://www.mylaps.com)

Licensed to: R.H.Wright Timing





## Kirkistown 500MRCI Race Meeting

Sorted on Laps

Formula Ford 1600

Kirkistown 500 MRCI 1.512 miles

Race 3

29/05/2021 12:10

Race (14:01 and 1 Laps) started at 12:40:00

Pos	No.	Name	Make	Laps	Total Tm	Best Tm	Best Speed	In Lap	Avg. Speed
1	3	Jordan Dempsey	Van Diemen RF00	13	15:21.814	1:01.333	88.745	8	76.761
2	28	David McCullough	Van Diemen RF00	13	15:21.929	1:01.607	88.351	12	76.751
3	66	Trevor Delaney	Van Diemen RF02	13	15:28.069	1:02.086	87.669	8	76.244
4	99	Ryan Campbell	Reynard FF89	13	15:28.397	1:02.351	87.296	8	76.217
5	111	David Parks	Ray GR07	13	15:29.584	1:01.714	88.197	12	76.119
6	89	Brandon McCaughan	Mondiale M89S	13	15:29.964	1:02.395	87.235	12	76.088
7	80	Chris Hillis	Mondiale M88S	13	15:32.919	1:02.870	86.576	6	75.847
8	21	Mike Todd	Mondiale M84S	13	15:32.979	1:02.599	86.951	12	75.842
9	39	Robbie Parks	Ray GR14	13	15:43.074	1:03.471	85.756	6	75.030
10	8	Philip Harris	Mondale M89S	13	15:43.621	1:03.889	85.195	6	74.987
<b>Not classified</b>									
DNF	18	Alan Davidson	Mondiale M89S	4	4:17.436	1:02.037	87.738	3	84.573
DNF	26	Neville Smyth	Ray GR10/14	4	4:19.615	1:02.434	87.180	4	83.863
DNF	90	Henry Campbell	Reynard FF89	4	4:27.827	1:04.315	84.631	3	81.292

### Announcements

Race Red Flagged on lap 5 - Restarted with grid based on lap 4 (Q12.15.2)

Margin of Victory	Avg. Speed	Best Lap Tm	Best Speed	Best Lap by
0.115	76.761	1:01.333	88.745	3 - Jordan Dempsey

Results provisional until the conclusion of judicial and technical matters

Orbits

Chief Timekeeper: D.Bradfield

Clerk of the Course:

Live timing available at [timing.rhwright.co.uk](http://timing.rhwright.co.uk)

[www.mylaps.com](http://www.mylaps.com)

Licensed to: R.H.Wright Timing



# R.H. Wright Timing

## Kirkistown 500MRCI Race Meeting


Formula Ford 1600

Kirkistown 500 MRCI 1.512 miles

Race 3

29/05/2021 12:10

Race (14:01 and 1 Laps) started at 12:40:00



Lap	Lap Tm	Diff	Time of Day
<b>(3) Jordan Dempsey</b>			
1	<b>1:08.588</b>	+7.255	12:41:10.966
2	<b>1:12.396</b>	+11.063	12:42:23.362
3	<b>1:01.339</b>	+0.006	12:43:24.701
4	<b>1:01.823</b>	+0.490	12:44:26.524
4	<b>2:52.786</b>	+1:51.453	13:07:42.631
5	<b>1:06.434</b>	+5.101	13:08:49.065
6	<b>1:02.647</b>	+1.314	13:09:51.712
7	<b>1:02.322</b>	+0.989	13:10:54.034
8	<b>1:01.333</b>		13:11:55.367
9	<b>1:01.817</b>	+0.484	13:12:57.184
10	<b>1:01.980</b>	+0.647	13:13:59.164
11	<b>1:02.197</b>	+0.864	13:15:01.361
12	<b>1:01.818</b>	+0.485	13:16:03.179
13	<b>1:02.108</b>	+0.775	13:17:05.287

Lap	Lap Tm	Diff	Time of Day
<b>(28) David McCullough</b>			
1	<b>1:07.831</b>	+6.224	12:41:11.041
2	<b>1:02.577</b>	+0.970	12:42:13.618
3	<b>1:02.183</b>	+0.576	12:43:15.801
4	<b>1:02.513</b>	+0.906	12:44:18.314
4	<b>2:54.832</b>	+1:53.225	13:07:41.231
5	<b>1:06.481</b>	+4.874	13:08:47.712
6	<b>1:01.748</b>	+0.141	13:09:49.460
7	<b>1:02.372</b>	+0.765	13:10:51.832
8	<b>1:02.674</b>	+1.067	13:11:54.506
9	<b>1:02.584</b>	+0.977	13:12:57.090
10	<b>1:02.115</b>	+0.508	13:13:59.205
11	<b>1:02.556</b>	+0.949	13:15:01.761
12	<b>1:01.607</b>		13:16:03.368
13	<b>1:02.034</b>	+0.427	13:17:05.402

Lap	Lap Tm	Diff	Time of Day
<b>(66) Trevor Delaney</b>			
1	<b>1:09.258</b>	+7.172	12:41:14.222
2	<b>1:03.088</b>	+1.002	12:42:17.310
3	<b>1:03.127</b>	+1.041	12:43:20.437
4	<b>1:03.043</b>	+0.957	12:44:23.480
4	<b>2:53.419</b>	+1:51.333	13:07:41.797
5	<b>1:06.852</b>	+4.766	13:08:48.649
6	<b>1:03.038</b>	+0.952	13:09:51.687
7	<b>1:02.986</b>	+0.900	13:10:54.673
8	<b>1:02.086</b>		13:11:56.759
9	<b>1:02.594</b>	+0.508	13:12:59.353
10	<b>1:03.246</b>	+1.160	13:14:02.599
11	<b>1:02.972</b>	+0.886	13:15:05.571
12	<b>1:02.790</b>	+0.704	13:16:08.361
13	<b>1:03.181</b>	+1.095	13:17:11.542

Lap	Lap Tm	Diff	Time of Day
<b>(99) Ryan Campbell</b>			
1	<b>1:07.518</b>	+5.167	12:41:11.927
2	<b>1:04.188</b>	+1.837	12:42:16.115
3	<b>1:02.956</b>	+0.605	12:43:19.071
4	<b>1:02.916</b>	+0.565	12:44:21.987
4	<b>2:54.211</b>	+1:51.860	13:07:41.803
5	<b>1:06.777</b>	+4.426	13:08:48.580
6	<b>1:03.610</b>	+1.259	13:09:52.190
7	<b>1:02.957</b>	+0.606	13:10:55.147
8	<b>1:02.351</b>		13:11:57.498
9	<b>1:02.526</b>	+0.175	13:13:00.024
10	<b>1:02.942</b>	+0.591	13:14:02.966
11	<b>1:03.133</b>	+0.782	13:15:06.099
12	<b>1:02.712</b>	+0.361	13:16:08.811
13	<b>1:03.059</b>	+0.708	13:17:11.870

Lap	Lap Tm	Diff	Time of Day
<b>(111) David Parks</b>			
1	<b>1:07.778</b>	+6.064	12:41:10.297
2	<b>1:02.917</b>	+1.203	12:42:13.214
3	<b>1:02.060</b>	+0.346	12:43:15.274
4	<b>1:02.640</b>	+0.926	12:44:17.914
4	<b>2:55.475</b>	+1:53.761	13:07:40.525
5	<b>1:06.700</b>	+4.986	13:08:47.225
6	<b>1:02.107</b>	+0.393	13:09:49.332
7	<b>1:02.371</b>	+0.657	13:10:51.703

Lap	Lap Tm	Diff	Time of Day
8	<b>1:02.676</b>	+0.962	13:11:54.379
9	<b>1:02.613</b>	+0.899	13:12:56.992
10	<b>1:10.233</b>	+8.519	13:14:07.225
11	<b>1:01.856</b>	+0.142	13:15:09.081
12	<b>1:01.714</b>		13:16:10.795
13	<b>1:02.262</b>	+0.548	13:17:13.057

Lap	Lap Tm	Diff	Time of Day
<b>(89) Brandon McCaughan</b>			
1	<b>1:09.062</b>	+6.667	12:41:13.241
2	<b>1:04.032</b>	+1.637	12:42:17.273
3	<b>1:03.773</b>	+1.378	12:43:21.046
4	<b>1:03.008</b>	+0.613	12:44:24.054
4	<b>2:53.636</b>	+1:51.241	13:07:42.412
5	<b>1:07.555</b>	+5.160	13:08:49.967
6	<b>1:02.896</b>	+0.501	13:09:52.863
7	<b>1:03.049</b>	+0.654	13:10:55.912
8	<b>1:03.299</b>	+0.904	13:11:59.211
9	<b>1:03.256</b>	+0.861	13:13:02.467
10	<b>1:02.925</b>	+0.530	13:14:05.392
11	<b>1:02.771</b>	+0.376	13:15:08.163
12	<b>1:02.395</b>		13:16:10.558
13	<b>1:02.879</b>	+0.484	13:17:13.437

Lap	Lap Tm	Diff	Time of Day
<b>(80) Chris Hillis</b>			
1	<b>1:07.969</b>	+5.099	12:41:12.452
2	<b>1:04.192</b>	+1.322	12:42:16.644
3	<b>1:04.203</b>	+1.333	12:43:20.847
4	<b>1:02.941</b>	+0.071	12:44:23.788
4	<b>2:53.484</b>	+1:50.614	13:07:42.130
5	<b>1:07.305</b>	+4.435	13:08:49.435
6	<b>1:02.870</b>		13:09:52.305
7	<b>1:03.462</b>	+0.592	13:10:55.767
8	<b>1:03.210</b>	+0.340	13:11:58.977
9	<b>1:03.793</b>	+0.923	13:13:02.770
10	<b>1:03.107</b>	+0.237	13:14:05.877
11	<b>1:03.195</b>	+0.325	13:15:09.072
12	<b>1:03.342</b>	+0.472	13:16:12.414
13	<b>1:03.978</b>	+1.108	13:17:16.392

Lap	Lap Tm	Diff	Time of Day
<b>(21) Mike Todd</b>			
1	<b>1:08.481</b>	+5.882	12:41:13.067
2	<b>1:03.943</b>	+1.344	12:42:17.010
3	<b>1:04.427</b>	+1.828	12:43:21.437
4	<b>1:02.931</b>	+0.332	12:44:24.368
4	<b>2:52.613</b>	+1:50.014	13:07:42.443
5	<b>1:07.687</b>	+5.088	13:08:50.130
6	<b>1:03.144</b>	+0.545	13:09:53.274
7	<b>1:03.246</b>	+0.647	13:10:56.520
8	<b>1:03.260</b>	+0.661	13:11:59.780
9	<b>1:03.621</b>	+1.022	13:13:03.401
10	<b>1:03.215</b>	+0.616	13:14:06.616
11	<b>1:03.387</b>	+0.788	13:15:10.003
12	<b>1:02.599</b>		13:16:12.602
13	<b>1:03.850</b>	+1.251	13:17:16.452

Lap	Lap Tm	Diff	Time of Day
<b>(39) Robbie Parks</b>			
1	<b>1:12.038</b>	+8.567	12:41:20.692
2	<b>1:03.864</b>	+0.393	12:42:24.556
3	<b>1:03.718</b>	+0.247	12:43:28.274
4	<b>1:04.152</b>	+0.681	12:44:32.426
4	<b>2:52.108</b>	+1:48.637	13:07:44.553
5	<b>1:07.185</b>	+3.714	13:08:51.738
6	<b>1:03.471</b>		13:09:55.209
7	<b>1:04.214</b>	+0.743	13:10:59.423
8	<b>1:04.487</b>	+1.016	13:12:03.910
9	<b>1:04.713</b>	+1.242	13:13:08.623
10	<b>1:04.457</b>	+0.986	13:14:13.080
11	<b>1:04.599</b>	+1.128	13:15:17.679
12	<b>1:04.331</b>	+0.860	13:16:22.010
13	<b>1:04.537</b>	+1.066	13:17:26.547

Lap	Lap Tm	Diff	Time of Day
<b>(8) Philp Harris</b>			
1	<b>1:09.297</b>	+5.408	12:41:14.777
2	<b>1:04.381</b>	+0.492	12:42:19.158

Results provisional until the conclusion of judicial and technical matters Orbits

Chief Timekeeper: D.Bradfield

Clerk of the Course:



[www.mylaps.com](http://www.mylaps.com)

Live timing available at [timing.rhwright.co.uk](http://timing.rhwright.co.uk)

Licensed to: R.H.Wright Timing



## Kirkistown 500MRCI Race Meeting

Formula Ford 1600

Kirkistown 500 MRCI 1.512 miles

Race 9

29/05/2021 15:45

Race (15:00 and 1 Laps) started at 15:49:13

7

1:04.395  
39 Robbie Parks

13

6

1:03.595  
90 Henry Campbell

11

5

1:03.025  
80 Chris Hillis

9

4

1:02.525  
99 Ryan Campbell

7

3

1:02.065  
26 Neville Smyth

5

2

1:01.457  
18 Alan Davidson

3

1

1:01.210  
3 Jordan Dempsey

1

POLE POSITION

1:04.075  
8 Philip Harris

12

1:03.448  
21 Mike Todd

10

1:02.568  
66 Trevor Delaney

8

1:02.303  
89 Brandon McCaughan

6

1:01.575  
111 David Parks

4

1:01.366  
28 David McCullough

2

Results provisional until the conclusion of judicial and technical matters

Orbits

Chief Timekeeper: D.Bradfield

Clerk of the Course:

Live timing available at [timing.rhwright.co.uk](http://timing.rhwright.co.uk)

[www.mylaps.com](http://www.mylaps.com)

Licensed to: R.H.Wright Timing



## Kirkistown 500MRCI Race Meeting

Sorted on Laps

Formula Ford 1600

Kirkistown 500 MRCI 1.512 miles

Race 9

29/05/2021 15:45

Race (15:00 and 1 Laps) started at 15:49:13

Pos	No.	Name	Make	Laps	Total Tm	Best Tm	Best Speed	In Lap	Avg. Speed
1	28	David McCullough	Van Diemen RF00	16	16:40.070	1:01.631	88.316	4	87.082
2	99	Ryan Campbell	Reynard FF89	16	16:55.688	1:02.657	86.870	8	85.743
3	111	David Parks	Ray GR07	16	17:00.302	1:01.968	87.836	2	85.355
4	89	Brandon McCaughan	Mondiale M89S	16	17:01.327	1:02.691	86.823	6	85.270
5	21	Mike Todd	Mondiale M84S	16	17:06.298	1:03.031	86.355	11	84.857
6	39	Robbie Parks	Ray GR14	16	17:06.340	1:03.043	86.338	5	84.853
7	80	Chris Hillis	Mondiale M88S	16	17:13.698	1:03.050	86.329	8	84.249
8	8	Philip Harris	Mondale M89S	16	17:25.330	1:04.024	85.015	11	83.312
9	66	Trevor Delaney	Van Diemen RF02	16	17:29.032	1:02.878	86.565	6	83.018
<b>Not classified</b>									
DNF	3	Jordan Dempsey	Van Diemen RF00	4	4:16.158	1:02.023	87.758	2	84.995
DNS	18	Alan Davidson	Mondiale M89S				-	0	-
DNS	26	Neville Smyth	Ray GR10/14				-	0	-
DNS	90	Henry Campbell	Reynard FF89				-	0	-

Margin of Victory

Avg. Speed

Best Lap Tm

Best Speed

Best Lap by

15.618

87.082

1:01.631

88.316

28 - David McCullough

Results provisional until the conclusion of judicial and technical matters

Orbits

Chief Timekeeper: D.Bradfield

Clerk of the Course:

Live timing available at [timing.rhwright.co.uk](http://timing.rhwright.co.uk)

[www.mylaps.com](http://www.mylaps.com)

Licensed to: R.H.Wright Timing



## Kirkistown 500MRCI Race Meeting


Formula Ford 1600

Kirkistown 500 MRCI 1.512 miles

Race 9

29/05/2021 15:45

Race (15:00 and 1 Laps) started at 15:49:13



Lap	Lap Tm	Diff	Time of Day
<b>(28) David McCullough</b>			
1	1:07.133	+5.502	15:50:22.208
2	1:01.922	+0.291	15:51:24.130
3	1:01.830	+0.199	15:52:25.960
4	1:01.631		15:53:27.591
5	1:01.720	+0.089	15:54:29.311
6	1:01.878	+0.247	15:55:31.189
7	1:01.795	+0.164	15:56:32.984
8	1:02.188	+0.557	15:57:35.172
9	1:01.955	+0.324	15:58:37.127
10	1:01.902	+0.271	15:59:39.029
11	1:01.906	+0.275	16:00:40.935
12	1:01.922	+0.291	16:01:42.857
13	1:02.435	+0.804	16:02:45.292
14	1:02.072	+0.441	16:03:47.364
15	1:02.280	+0.649	16:04:49.644
16	1:03.530	+1.899	16:05:53.174
<b>(99) Ryan Campbell</b>			
1	1:07.277	+4.620	15:50:23.576
2	1:03.045	+0.388	15:51:26.621
3	1:02.835	+0.178	15:52:29.456
4	1:03.202	+0.545	15:53:32.658
5	1:02.843	+0.186	15:54:35.501
6	1:02.914	+0.257	15:55:38.415
7	1:02.995	+0.338	15:56:41.410
8	1:02.657		15:57:44.067
9	1:02.699	+0.042	15:58:46.766
10	1:02.993	+0.336	15:59:49.759
11	1:03.066	+0.409	16:00:52.825
12	1:03.279	+0.622	16:01:56.104
13	1:02.888	+0.231	16:02:58.992
14	1:03.159	+0.502	16:04:02.151
15	1:03.359	+0.702	16:05:05.510
16	1:03.282	+0.625	16:06:08.792
<b>(111) David Parks</b>			
1	1:06.844	+4.876	15:50:22.570
2	1:01.968		15:51:24.538
3	1:02.311	+0.343	15:52:26.849
4	1:02.519	+0.551	15:53:29.368
5	1:02.486	+0.518	15:54:31.854
6	1:02.830	+0.862	15:55:34.684
7	1:02.647	+0.679	15:56:37.331
8	1:02.796	+0.828	15:57:40.127
9	1:02.298	+0.330	15:58:42.425
10	1:02.733	+0.765	15:59:45.158
11	1:02.620	+0.652	16:00:47.778
12	1:02.699	+0.731	16:01:50.477
13	1:02.611	+0.643	16:02:53.088
14	1:15.808	+13.840	16:04:08.896
15	1:01.981	+0.013	16:05:10.877
16	1:02.529	+0.561	16:06:13.406
<b>(89) Brandon McCaughan</b>			
1	1:08.574	+5.883	15:50:25.145
2	1:03.901	+1.210	15:51:29.046
3	1:03.789	+1.098	15:52:32.835
4	1:03.847	+1.156	15:53:36.682
5	1:03.449	+0.758	15:54:40.131
6	1:02.691		15:55:42.822
7	1:02.905	+0.214	15:56:45.727
8	1:02.875	+0.184	15:57:48.602
9	1:03.180	+0.489	15:58:51.782
10	1:03.190	+0.499	15:59:54.972
11	1:03.327	+0.636	16:00:58.299
12	1:03.161	+0.470	16:02:01.460
13	1:02.930	+0.239	16:03:04.390
14	1:03.133	+0.442	16:04:07.523
15	1:03.260	+0.569	16:05:10.783
16	1:03.648	+0.957	16:06:14.431
<b>(21) Mike Todd</b>			

Lap	Lap Tm	Diff	Time of Day
1	1:08.112	+5.081	15:50:25.306
2	1:04.420	+1.389	15:51:29.726
3	1:03.670	+0.639	15:52:33.396
4	1:03.477	+0.446	15:53:36.873
5	1:03.510	+0.479	15:54:40.383
6	1:03.095	+0.064	15:55:43.478
7	1:03.513	+0.482	15:56:46.991
8	1:03.243	+0.212	15:57:50.234
9	1:03.763	+0.732	15:58:53.997
10	1:03.869	+0.838	15:59:57.866
11	1:03.031		16:01:00.897
12	1:03.951	+0.920	16:02:04.848
13	1:03.214	+0.183	16:03:08.062
14	1:03.829	+0.798	16:04:11.891
15	1:03.730	+0.699	16:05:15.621
16	1:03.781	+0.750	16:06:19.402
<b>(39) Robbie Parks</b>			
1	1:08.577	+5.534	15:50:26.433
2	1:04.051	+1.008	15:51:30.484
3	1:04.392	+1.349	15:52:34.876
4	1:03.247	+0.204	15:53:38.123
5	1:03.043		15:54:41.166
6	1:03.170	+0.127	15:55:44.336
7	1:03.261	+0.218	15:56:47.597
8	1:03.081	+0.038	15:57:50.678
9	1:03.431	+0.388	15:58:54.109
10	1:03.060	+0.017	15:59:57.169
11	1:03.504	+0.461	16:01:00.673
12	1:03.866	+0.823	16:02:04.539
13	1:03.334	+0.291	16:03:07.873
14	1:03.836	+0.793	16:04:11.709
15	1:03.630	+0.587	16:05:15.339
16	1:04.105	+1.062	16:06:19.444
<b>(80) Chris Hillis</b>			
1	1:08.351	+5.301	15:50:25.049
2	1:04.242	+1.192	15:51:29.291
3	1:04.535	+1.485	15:52:33.826
4	1:03.551	+0.501	15:53:37.377
5	1:03.180	+0.130	15:54:40.557
6	1:03.059	+0.009	15:55:43.616
7	1:03.812	+0.762	15:56:47.428
8	1:03.050		15:57:50.478
9	1:03.370	+0.320	15:58:53.848
10	1:03.145	+0.095	15:59:56.993
11	1:03.531	+0.481	16:01:00.524
12	1:03.576	+0.526	16:02:04.100
13	1:08.085	+5.035	16:03:12.185
14	1:04.433	+1.383	16:04:16.618
15	1:04.196	+1.146	16:05:20.814
16	1:05.988	+2.938	16:06:26.802
<b>(8) Phiip Harris</b>			
1	1:09.079	+5.055	15:50:26.277
2	1:04.062	+0.038	15:51:30.339
3	1:04.743	+0.719	15:52:35.082
4	1:04.130	+0.106	15:53:39.212
5	1:04.091	+0.067	15:54:43.303
6	1:04.171	+0.147	15:55:47.474
7	1:04.304	+0.280	15:56:51.778
8	1:04.507	+0.483	15:57:56.285
9	1:04.454	+0.430	15:59:00.739
10	1:04.557	+0.533	16:00:05.296
11	1:04.024		16:01:09.320
12	1:10.174	+6.150	16:02:19.494
13	1:04.724	+0.700	16:03:24.218
14	1:04.735	+0.711	16:04:28.953
15	1:04.591	+0.567	16:05:33.544
16	1:04.890	+0.866	16:06:38.434
<b>(66) Trevor Delaney</b>			
1	1:08.653	+5.775	15:50:25.695
2	1:03.591	+0.713	15:51:29.286

Lap	Lap Tm	Diff	Time of Day
3	1:03.672	+0.794	15:52:32.958
4	1:03.451	+0.573	15:53:36.409
5	1:03.251	+0.373	15:54:39.660
6	1:02.878		15:55:42.538
7	1:02.961	+0.083	15:56:45.499
8	1:02.879	+0.001	15:57:48.378
9	1:02.992	+0.114	15:58:51.370
10	1:03.346	+0.468	15:59:54.716
11	1:03.074	+0.196	16:00:57.790
12	1:02.911	+0.033	16:02:00.701
13	1:03.140	+0.262	16:03:03.841
14	1:20.484	+17.606	16:04:24.325
15	1:04.321	+1.443	16:05:28.646
16	1:13.490	+10.612	16:06:42.136
<b>(3) Jordan Dempsey</b>			
1	1:07.713	+5.690	15:50:22.718
2	1:02.023		15:51:24.741
3	1:02.436	+0.413	15:52:27.177
4	1:02.085	+0.062	15:53:29.262



## Kirkistown 500MRCI Race Meeting

Sorted on best lap time

Roadsports

Kirkistown 500 MRCI 1.512 miles

Qualifying

29/05/2021 10:30

Qualifying started at 10:41:45

Pos	No.	Name	Make	Best Tm	Diff	In Lap	Best Speed	2nd Best	2nd Lap
1	20	Jim Larkham	1.3 Radical PR06	<b>59.732</b>		5	91.124	1:00.338	3
2	11	Connaire Finn	3.5 Ginetta G50	<b>1:01.621</b>	1.889	5	88.331	1:01.642	4
3	56	John Benson	2.0 Crossle 37S	<b>1:01.877</b>	2.145	2	87.965	1:02.211	3
4	3	Niall Fitzsimmons	1.3 Radical Prosport	<b>1:01.900</b>	2.168	5	87.932	1:01.914	2
5	15	Paul Thompson	1.0 Striker Honda	<b>1:03.774</b>	4.042	3	85.349	1:03.847	4
6	79	Kieron Smyth	2.0 Stevenson Rocket	<b>1:03.953</b>	4.221	5	85.110	1:04.567	4
7	251	Cameron Boyd	1.0 Westfield Honda	<b>1:05.247</b>	5.515	3	83.422	1:05.449	4
8	55	Bernard Foley	2.0 Crossle 42S	<b>1:05.431</b>	5.699	5	83.187	1:06.090	4
9	22	Allen Millar	1.0 GMS Honda	<b>1:09.704</b>	9.972	4	78.088	1:09.832	3
10	46	Trevor Allen	1.0 Westfield Honda			0	-		0
11	54	Steve Morris	2.0 Crossle 42S			0	-		0
12	641	Brian Elliot	1.0 Westfield Honda			0	-		0

### Announcements

Car 641 - No transponder times recorded (Q12.8.1)

Results provisional until the conclusion of judicial and technical matters

Orbits

Chief Timekeeper: D.Bradfield

Clerk of the Course:

Live timing available at [timing.rhwright.co.uk](http://timing.rhwright.co.uk)

[www.mylaps.com](http://www.mylaps.com)

Licensed to: R.H.Wright Timing



## Kirkistown 500MRCI Race Meeting


Roadsports

Kirkistown 500 MRCI 1.512 miles

Qualifying

29/05/2021 10:30

Qualifying started at 10:41:45



Lap	Lap Tm	Diff	Time of Day
<b>(20) Jim Larkham</b>			
1	1:04.841	+5.109	10:44:17.484
2	1:02.068	+2.336	10:45:19.552
3	1:00.338	+0.606	10:46:19.890
4	1:00.440	+0.708	10:47:20.330
5	59.732		10:48:20.062
6	1:01.114	+1.382	10:49:21.176
<b>(11) Connaire Finn</b>			
1	1:04.057	+2.436	10:44:17.991
2	1:02.802	+1.181	10:45:20.793
3	1:01.952	+0.331	10:46:22.745
4	1:01.642	+0.021	10:47:24.387
5	1:01.621		10:48:26.008
6	1:01.722	+0.101	10:49:27.730
<b>(56) John Benson</b>			
1	1:03.805	+1.928	10:44:07.035
2	1:01.877		10:45:08.912
3	1:02.211	+0.334	10:46:11.123
4	1:02.340	+0.463	10:47:13.463
5	1:02.642	+0.765	10:48:16.105
6	1:02.840	+0.963	10:49:18.945
<b>(3) Niall Fitzsimmons</b>			
1	1:04.760	+2.860	10:44:06.321
2	1:01.914	+0.014	10:45:08.235
3	1:02.199	+0.299	10:46:10.434
4	1:02.714	+0.814	10:47:13.148
5	1:01.900		10:48:15.048
6	1:03.183	+1.283	10:49:18.231
<b>(15) Paul Thompson</b>			
1	1:06.170	+2.396	10:44:40.068
2	1:04.448	+0.674	10:45:44.516
3	1:03.774		10:46:48.290
4	1:03.847	+0.073	10:47:52.137
5	1:03.902	+0.128	10:48:56.039
<b>(79) Kieron Smyth</b>			
1	1:09.006	+5.053	10:44:33.550
2	1:06.219	+2.266	10:45:39.769
3	1:07.053	+3.100	10:46:46.822
4	1:04.567	+0.614	10:47:51.389
5	1:03.953		10:48:55.342
6	1:06.120	+2.167	10:50:01.462
<b>(251) Cameron Boyd</b>			
1	1:06.763	+1.516	10:44:23.258
2	1:05.612	+0.365	10:45:28.870
3	1:05.247		10:46:34.117
4	1:05.449	+0.202	10:47:39.566
5	1:06.014	+0.767	10:48:45.580
<b>(55) Bernard Foley</b>			
1	1:09.517	+4.086	10:44:26.984
2	1:07.089	+1.658	10:45:34.073
3	1:06.688	+1.257	10:46:40.761
4	1:06.090	+0.659	10:47:46.851
5	1:05.431		10:48:52.282
6	1:07.885	+2.454	10:50:00.167
<b>(22) Allen Millar</b>			
1	1:11.754	+2.050	10:44:43.286
2	1:10.151	+0.447	10:45:53.437
3	1:09.832	+0.128	10:47:03.269
4	1:09.704		10:48:12.973

Lap	Lap Tm	Diff	Time of Day
-----	--------	------	-------------

Lap	Lap Tm	Diff	Time of Day
-----	--------	------	-------------

Results provisional until the conclusion of judicial and technical matters

Orbits

Chief Timekeeper: D.Bradfield

Clerk of the Course:

Live timing available at [timing.rhwright.co.uk](http://timing.rhwright.co.uk)

[www.mylaps.com](http://www.mylaps.com)

Licensed to: R.H.Wright Timing



## Kirkistown 500MRCI Race Meeting


Roadsports

Kirkistown 500 MRCI 1.512 miles

Race 4

29/05/2021 12:40

Race (15:00 and 1 Laps) started at 13:28:29



5

1:09.704  
22 Allen Millar

9

641 Brian Elliot

10

4

1:05.247  
251 Cameron Boyd

7

1:05.431  
55 Bernard Foley

8

3

1:03.774  
15 Paul Thompson

5

1:03.953  
79 Kieron Smyth

6

2

1:01.877  
56 John Benson

3

1:01.900  
3 Niall Fitzsimmons

4

1


59.732  
20 Jim Larkham

1

1:01.621  
11 Connaire Finn

2

POLE POSITION



Results provisional until the conclusion of judicial and technical matters

Orbits

Chief Timekeeper: D.Bradfield

Clerk of the Course:

Live timing available at [timing.rhwright.co.uk](http://timing.rhwright.co.uk)

[www.mylaps.com](http://www.mylaps.com)

Licensed to: R.H.Wright Timing





## Kirkistown 500MRCI Race Meeting

Sorted on Laps

Roadsports

Kirkistown 500 MRCI 1.512 miles

Race 4

29/05/2021 12:40

Race (15:00 and 1 Laps) started at 13:28:29

Pos	No.	Name	Make	Laps	Total Tm	Best Tm	Best Speed	In Lap	Avg. Speed
<b>Roadsports A</b>									
1	79	Kieron Smyth	2.0 Stevenson Rocket	16	17:22.983	1:03.567	85.627	9	83.499
<b>Roadsports B</b>									
1	15	Paul Thompson	1.0 Striker Honda	16	17:24.086	1:03.704	85.442	2	83.411
2	641	Brian Elliot	1.0 Westfield Honda	15	17:30.453	1:07.883	80.182	14	77.724
<b>Not classified</b>									
DNF	251	Cameron Boyd	1.0 Westfield Honda	12	13:14.775	1:04.705	84.121	2	82.182
DNS	22	Allen Millar	1.0 GMS Honda				-	0	-
<b>Roadsports C</b>									
1	20	Jim Larkham	1.3 Radical PR06	16	16:27.779	1:00.249	90.342	8	88.166
2	3	Niall Fitzsimmons	1.3 Radical Prosport	16	16:50.576	1:01.419	88.621	4	86.177
3	11	Connaire Finn	3.5 Ginetta G50	16	17:01.543	1:01.902	87.930	6	85.252
4	55	Bernard Foley	2.0 Crossle 42S	15	16:29.204	1:04.838	83.948	12	82.536
<b>Not classified</b>									
DNF	56	John Benson	2.0 Crossle 37S	8	8:34.322	1:01.942	87.873	7	84.663

Margin of Victory	Avg. Speed	Best Lap Tm	Best Speed	Best Lap by
22.797	88.166	1:00.249	90.342	20 - Jim Larkham

Results provisional until the conclusion of judicial and technical matters

Orbits

Chief Timekeeper: D.Bradfield

Clerk of the Course:

Live timing available at [timing.rhwright.co.uk](http://timing.rhwright.co.uk)

[www.mylaps.com](http://www.mylaps.com)

Licensed to: R.H.Wright Timing



## Kirkistown 500MRCI Race Meeting

Roadsports

Kirkistown 500 MRCI 1.512 miles

Race 4

29/05/2021 12:40

Race (15:00 and 1 Laps) started at 13:28:29

Lap	Lap Tm	Diff	Time of Day
<b>(20) Jim Larkham</b>			
1	1:06.007	+5.758	13:29:37.884
2	1:02.176	+1.927	13:30:40.060
3	1:01.765	+1.516	13:31:41.825
4	1:00.910	+0.661	13:32:42.735
5	1:00.557	+0.308	13:33:43.292
6	1:01.761	+1.512	13:34:45.053
7	1:02.131	+1.882	13:35:47.184
8	1:00.249		13:36:47.433
9	1:01.298	+1.049	13:37:48.731
10	1:01.085	+0.836	13:38:49.816
11	1:00.963	+0.714	13:39:50.779
12	1:00.659	+0.410	13:40:51.438
13	1:01.277	+1.028	13:41:52.715
14	1:00.705	+0.456	13:42:53.420
15	1:01.229	+0.980	13:43:54.649
16	1:02.734	+2.485	13:44:57.383
<b>(3) Niall Fitzsimmons</b>			
1	1:06.835	+5.416	13:29:39.307
2	1:01.872	+0.453	13:30:41.179
3	1:02.040	+0.621	13:31:43.219
4	1:01.419		13:32:44.638
5	1:01.464	+0.045	13:33:46.102
6	1:01.521	+0.102	13:34:47.623
7	1:01.506	+0.087	13:35:49.129
8	1:06.725	+5.306	13:36:55.854
9	1:02.704	+1.285	13:37:58.558
10	1:01.622	+0.203	13:39:00.180
11	1:02.534	+1.115	13:40:02.714
12	1:02.521	+1.102	13:41:05.235
13	1:03.469	+2.050	13:42:08.704
14	1:03.376	+1.957	13:43:12.080
15	1:03.104	+1.685	13:44:15.184
16	1:04.996	+3.577	13:45:20.180
<b>(11) Connaire Finn</b>			
1	1:07.895	+5.993	13:29:39.744
2	1:03.344	+1.442	13:30:43.088
3	1:02.915	+1.013	13:31:46.003
4	1:02.786	+0.894	13:32:48.799
5	1:02.289	+0.387	13:33:51.088
6	1:01.902		13:34:52.990
7	1:02.276	+0.374	13:35:55.266
8	1:03.941	+2.039	13:36:59.207
9	1:04.348	+2.446	13:38:03.555
10	1:03.613	+1.711	13:39:07.168
11	1:03.853	+1.951	13:40:11.021
12	1:04.362	+2.460	13:41:15.383
13	1:03.975	+2.073	13:42:19.358
14	1:03.957	+2.055	13:43:23.315
15	1:03.907	+2.005	13:44:27.222
16	1:03.925	+2.023	13:45:31.147
<b>(79) Kieron Smyth</b>			
1	1:10.114	+6.547	13:29:43.142
2	1:04.490	+0.923	13:30:47.632
3	1:05.730	+2.163	13:31:53.362
4	1:05.902	+2.335	13:32:59.264
5	1:04.419	+0.852	13:34:03.683
6	1:04.435	+0.868	13:35:08.118
7	1:04.354	+0.787	13:36:12.472
8	1:04.314	+0.747	13:37:16.786
9	1:03.567		13:38:20.353
10	1:05.058	+1.491	13:39:25.411
11	1:04.251	+0.684	13:40:29.662
12	1:04.329	+0.762	13:41:33.991
13	1:05.293	+1.726	13:42:39.284
14	1:03.893	+0.326	13:43:43.177
15	1:03.574	+0.007	13:44:46.751
16	1:05.836	+2.269	13:45:52.587
<b>(15) Paul Thompson</b>			

Lap	Lap Tm	Diff	Time of Day
1	1:07.803	+4.099	13:29:40.957
2	1:03.704		13:30:44.661
3	1:04.404	+0.700	13:31:49.065
4	1:06.493	+2.789	13:32:55.558
5	1:04.624	+0.920	13:34:00.182
6	1:05.304	+1.600	13:35:05.486
7	1:04.720	+1.016	13:36:10.206
8	1:04.745	+1.041	13:37:14.951
9	1:04.784	+1.080	13:38:19.735
10	1:04.771	+1.067	13:39:24.506
11	1:05.278	+1.574	13:40:29.784
12	1:04.866	+1.162	13:41:34.650
13	1:05.131	+1.427	13:42:39.781
14	1:05.004	+1.300	13:43:44.785
15	1:04.263	+0.559	13:44:49.048
16	1:04.642	+0.938	13:45:53.690
<b>(55) Bernard Foley</b>			
1	1:10.340	+5.502	13:29:44.220
2	1:05.643	+0.805	13:30:49.863
3	1:05.002	+0.164	13:31:54.865
4	1:05.641	+0.803	13:33:00.506
5	1:05.730	+0.892	13:34:06.236
6	1:05.474	+0.636	13:35:11.710
7	1:05.117	+0.279	13:36:16.827
8	1:05.502	+0.664	13:37:22.329
9	1:05.173	+0.335	13:38:27.502
10	1:04.960	+0.122	13:39:32.462
11	1:05.675	+0.837	13:40:38.137
12	1:04.838		13:41:42.975
13	1:04.995	+0.157	13:42:47.970
14	1:05.069	+0.231	13:43:53.039
15	1:05.769	+0.931	13:44:58.808
<b>(641) Brian Elliot</b>			
1	1:12.631	+4.748	13:29:48.152
2	1:09.583	+1.700	13:30:57.735
3	1:09.362	+1.479	13:32:07.097
4	1:09.130	+1.247	13:33:16.227
5	1:09.794	+1.911	13:34:26.021
6	1:09.321	+1.438	13:35:35.342
7	1:08.881	+0.998	13:36:44.223
8	1:09.326	+1.443	13:37:53.549
9	1:08.808	+0.925	13:39:02.357
10	1:10.190	+2.307	13:40:12.547
11	1:08.603	+0.720	13:41:21.150
12	1:09.116	+1.233	13:42:30.266
13	1:08.216	+0.333	13:43:38.482
14	1:07.883		13:44:46.365
15	1:13.692	+5.809	13:46:00.057
<b>(251) Cameron Boyd</b>			
1	1:09.145	+4.440	13:29:42.710
2	1:04.705		13:30:47.415
3	1:06.138	+1.433	13:31:53.553
4	1:06.509	+1.804	13:33:00.062
5	1:05.897	+1.192	13:34:05.959
6	1:05.198	+0.493	13:35:11.157
7	1:04.926	+0.221	13:36:16.083
8	1:05.481	+0.776	13:37:21.564
9	1:05.102	+0.397	13:38:26.666
10	1:05.661	+0.956	13:39:32.327
11	1:06.727	+2.022	13:40:39.054
12	1:05.325	+0.620	13:41:44.379
<b>(56) John Benson</b>			
1	1:07.895	+5.953	13:29:40.389
2	1:02.686	+0.744	13:30:43.075
3	1:03.486	+1.544	13:31:46.561
4	1:02.455	+0.513	13:32:49.016
5	1:02.378	+0.436	13:33:51.394
6	1:02.161	+0.219	13:34:53.555
7	1:01.942		13:35:55.497
8	1:08.429	+6.487	13:37:03.926

Results provisional until the conclusion of judicial and technical matters

Orbits

Chief Timekeeper: D.Bradfield

Clerk of the Course:

Live timing available at [timing.rhwright.co.uk](http://timing.rhwright.co.uk)

[www.mylaps.com](http://www.mylaps.com)

Licensed to: R.H.Wright Timing



## Kirkistown 500MRCI Race Meeting


Roadsports

Kirkistown 500 MRCI 1.512 miles

Race 11

29/05/2021 16:45

Race (15:00 and 1 Laps) started at 16:36:39



5

1:09.832  
22 Allen Millar

9

641 Brian Elliot

10

4

1:05.449  
251 Cameron Boyd

7

1:06.090

55 Bernard Foley

8

3

1:03.847  
15 Paul Thompson

5

1:04.567

79 Kieron Smyth

6

2

1:01.914  
3 Niall Fitzsimmons

3

1:02.211

56 John Benson

4

1

1:00.338  
20 Jim Larkham


1

1:01.642

11 Connaire Finn

2

POLE POSITION



Results provisional until the conclusion of judicial and technical matters

Orbits

Chief Timekeeper: D.Bradfield

Clerk of the Course:

Live timing available at [timing.rhwright.co.uk](http://timing.rhwright.co.uk)

[www.mylaps.com](http://www.mylaps.com)

Licensed to: R.H.Wright Timing



## Kirkistown 500MRCI Race Meeting

Sorted on Laps

Roadsports

Kirkistown 500 MRCI 1.512 miles

Race 11

29/05/2021 16:45

Race (15:00 and 1 Laps) started at 16:36:39

Pos	No.	Name	Make	Laps	Total Tm	Best Tm	Best Speed	In Lap	Avg. Speed
1	20	Jim Larkham	1.3 Radical PR06	16	16:41.048	59.979	90.749	4	86.997
2	11	Connaire Finn	3.5 Ginetta G50	16	17:07.304	1:02.055	87.713	4	84.774
3	15	Paul Thompson	1.0 Striker Honda	16	17:22.638	1:03.944	85.122	2	83.527
4	79	Kieron Smyth	2.0 Stevenson Rocket	16	17:36.721	1:04.346	84.590	9	82.414
5	55	Bernard Foley	2.0 Crossle 42S	16	17:38.734	1:04.801	83.996	7	82.257
6	641	Brian Elliot	1.0 Westfield Honda	15	17:22.350	1:07.665	80.441	15	78.328
<b>Not classified</b>									
DNF	3	Niall Fitzsimmons	1.3 Radical Prosport	6	6:24.668	1:01.475	88.540	4	84.899
DNS	56	John Benson	2.0 Crossle 37S				-	0	-
DNS	251	Cameron Boyd	1.0 Westfield Honda				-	0	-
DNS	22	Allen Millar	1.0 GMS Honda				-	0	-

Margin of Victory	Avg. Speed	Best Lap Tm	Best Speed	Best Lap by
26.256	86.997	59.979	90.749	20 - Jim Larkham

Results provisional until the conclusion of judicial and technical matters

Orbits

Chief Timekeeper: D.Bradfield

Clerk of the Course:

Live timing available at [timing.rhwright.co.uk](http://timing.rhwright.co.uk)

[www.mylaps.com](http://www.mylaps.com)

Licensed to: R.H.Wright Timing



## Kirkistown 500MRCI Race Meeting


Kirkistown 500 MRCI 1.512 miles

Roadsports

Race 11

29/05/2021 16:45

Race (15:00 and 1 Laps) started at 16:36:39



Lap	Lap Tm	Diff	Time of Day
<b>(20) Jim Larkham</b>			
1	1:08.004	+8.025	16:37:50.059
2	1:05.827	+5.848	16:38:55.886
3	1:01.970	+1.991	16:39:57.856
4	59.979		16:40:57.835
5	1:01.485	+1.506	16:41:59.320
6	1:02.673	+2.694	16:43:01.993
7	1:01.424	+1.445	16:44:03.417
8	1:00.963	+0.984	16:45:04.380
9	1:01.251	+1.272	16:46:05.631
10	1:01.605	+1.626	16:47:07.236
11	1:01.726	+1.747	16:48:08.962
12	1:01.771	+1.792	16:49:10.733
13	1:02.275	+2.296	16:50:13.008
14	1:02.147	+2.168	16:51:15.155
15	1:02.398	+2.419	16:52:17.553
16	1:03.277	+3.298	16:53:20.830
<b>(11) Connaire Finn</b>			
1	1:07.884	+5.829	16:37:49.638
2	1:02.828	+0.773	16:38:52.466
3	1:02.269	+0.214	16:39:54.735
4	1:02.055		16:40:56.790
5	1:02.464	+0.409	16:41:59.254
6	1:03.785	+1.730	16:43:03.039
7	1:02.677	+0.622	16:44:05.716
8	1:02.504	+0.449	16:45:08.220
9	1:02.533	+0.478	16:46:10.753
10	1:03.423	+1.368	16:47:14.176
11	1:04.289	+2.234	16:48:18.465
12	1:03.986	+1.931	16:49:22.451
13	1:04.122	+2.067	16:50:26.573
14	1:05.474	+3.419	16:51:32.047
15	1:07.345	+5.290	16:52:39.392
16	1:07.694	+5.639	16:53:47.086
<b>(15) Paul Thompson</b>			
1	1:08.380	+4.436	16:37:51.360
2	1:03.944		16:38:55.304
3	1:04.081	+0.137	16:39:59.385
4	1:04.342	+0.398	16:41:03.727
5	1:04.703	+0.759	16:42:08.430
6	1:04.941	+0.997	16:43:13.371
7	1:04.271	+0.327	16:44:17.642
8	1:05.255	+1.311	16:45:22.897
9	1:04.543	+0.599	16:46:27.440
10	1:05.282	+1.338	16:47:32.722
11	1:05.919	+1.975	16:48:38.641
12	1:05.559	+1.615	16:49:44.200
13	1:05.033	+1.089	16:50:49.233
14	1:04.764	+0.820	16:51:53.997
15	1:03.959	+0.015	16:52:57.956
16	1:04.464	+0.520	16:54:02.420
<b>(79) Kieron Smyth</b>			
1	1:12.917	+8.571	16:37:56.392
2	1:05.646	+1.300	16:39:02.038
3	1:04.755	+0.409	16:40:06.793
4	1:05.668	+1.322	16:41:12.461
5	1:06.124	+1.778	16:42:18.585
6	1:05.080	+0.734	16:43:23.665
7	1:04.861	+0.515	16:44:28.526
8	1:04.735	+0.389	16:45:33.261
9	1:04.346		16:46:37.607
10	1:05.063	+0.717	16:47:42.670
11	1:05.595	+1.249	16:48:48.265
12	1:05.336	+0.990	16:49:53.601
13	1:05.708	+1.362	16:50:59.309
14	1:05.932	+1.586	16:52:05.241
15	1:04.724	+0.378	16:53:09.965
16	1:06.538	+2.192	16:54:16.503
<b>(55) Bernard Foley</b>			

Lap	Lap Tm	Diff	Time of Day
1	1:10.701	+5.900	16:37:54.117
2	1:05.901	+1.100	16:39:00.018
3	1:05.791	+0.990	16:40:05.809
4	1:06.350	+1.549	16:41:12.159
5	1:06.046	+1.245	16:42:18.205
6	1:05.053	+0.252	16:43:23.258
7	1:04.801		16:44:28.059
8	1:05.078	+0.277	16:45:33.137
9	1:06.161	+1.360	16:46:39.298
10	1:06.243	+1.442	16:47:45.541
11	1:05.954	+1.153	16:48:51.495
12	1:06.020	+1.219	16:49:57.515
13	1:05.345	+0.544	16:51:02.860
14	1:05.579	+0.778	16:52:08.439
15	1:04.817	+0.016	16:53:13.256
16	1:05.260	+0.459	16:54:18.516
<b>(64) Brian Elliot</b>			
1	1:14.663	+6.998	16:37:58.701
2	1:09.185	+1.520	16:39:07.886
3	1:08.920	+1.255	16:40:16.806
4	1:09.011	+1.346	16:41:25.817
5	1:09.645	+1.980	16:42:35.462
6	1:09.086	+1.421	16:43:44.548
7	1:09.110	+1.445	16:44:53.658
8	1:08.472	+0.807	16:46:02.130
9	1:08.808	+1.143	16:47:10.938
10	1:09.189	+1.524	16:48:20.127
11	1:08.995	+1.330	16:49:29.122
12	1:08.389	+0.724	16:50:37.511
13	1:09.140	+1.475	16:51:46.651
14	1:07.816	+0.151	16:52:54.467
15	1:07.665		16:54:02.132
<b>(3) Niall Fitzsimmons</b>			
1	1:07.831	+6.356	16:37:50.487
2	1:02.373	+0.898	16:38:52.860
3	1:02.603	+1.128	16:39:55.463
4	1:01.475		16:40:56.938
5	1:01.809	+0.334	16:41:58.747
6	1:05.703	+4.228	16:43:04.450

Results provisional until the conclusion of judicial and technical matters

Orbits

Chief Timekeeper: D.Bradfield

Clerk of the Course:

Live timing available at [timing.rhwright.co.uk](http://timing.rhwright.co.uk)

[www.mylaps.com](http://www.mylaps.com)

Licensed to: R.H.Wright Timing



## Kirkistown 500MRCI Race Meeting

Sorted on best lap time

Saloons/GT

Kirkistown 500 MRCI 1.512 miles

Qualifying

29/05/2021 10:50

Qualifying started at 11:02:01

Pos	No.	Name	Make	Best Tm	Diff	In Lap	Best Speed	2nd Best	2nd Lap
<b>GT</b>									
1	47	Gerard O'Connell	2.8 SHP Escort	<b>58.900</b>		2	92.411	59.015	3
<b>Libre Saloons</b>									
1	48	Ciaran Denvir	2.0 Honda Civic	<b>1:02.319</b>		4	87.341	1:02.691	5
2	62	Peter Baxter	2.0t SEAT Supercopa	<b>1:02.349</b>	0.030	3	87.299	1:02.713	2
3	33	Donal O'Neill	1.8t SEAT Cupra	<b>1:06.656</b>	4.337	4	81.658	1:07.167	3
4	27	Hugh McEvoy	1.6t Renault Clio	<b>1:06.892</b>	4.573	11	81.370	1:07.215	9
5	2	Greer Wray	3.0 BMW 330i	<b>1:08.483</b>	6.164	5	79.480	1:08.729	10
6	31	Keith Wray	3.0 BMW 330i	<b>1:08.797</b>	6.478	8	79.117	1:09.199	5
7	9	Matt Lyness	1.6t Renault Clio Cup			0	-		0

Results provisional until the conclusion of judicial and technical matters

Orbits

Chief Timekeeper: D.Bradfield

Clerk of the Course:

Live timing available at [timing.rhwright.co.uk](http://timing.rhwright.co.uk)

[www.mylaps.com](http://www.mylaps.com)

Licensed to: R.H.Wright Timing



## Kirkistown 500MRCI Race Meeting

**Saloons/GT**

**Kirkistown 500 MRCI 1.512 miles**

**Qualifying**

**29/05/2021 10:50**

**Qualifying started at 11:02:01**

Lap	Lap Tm	Diff	Time of Day	Lap	Lap Tm	Diff	Time of Day	Lap	Lap Tm	Diff	Time of Day
<b>(47) Gerard O'Connell</b>											
1	1:11.864	+12.964	11:04:36.051								
2	58.900		11:05:34.951								
3	59.015	+0.115	11:06:33.966								
4	59.180	+0.280	11:07:33.146								
5	1:00.047	+1.147	11:08:33.193								
6	59.757	+0.857	11:09:32.950								
<b>(48) Ciaran Denvir</b>											
1	1:13.787	+11.468	11:06:07.213								
2	1:04.990	+2.671	11:07:12.203								
3	1:03.865	+1.546	11:08:16.068								
4	1:02.319		11:09:18.387								
5	1:02.691	+0.372	11:10:21.078								
<b>(62) Peter Baxter</b>											
1	1:05.123	+2.774	11:04:29.079								
2	1:02.713	+0.364	11:05:31.792								
3	1:02.349		11:06:34.141								
<b>(33) Donal O'Neill</b>											
1	1:13.116	+6.460	11:04:49.651								
2	1:09.323	+2.667	11:05:58.974								
3	1:07.167	+0.511	11:07:06.141								
4	1:06.656		11:08:12.797								
5	1:07.655	+0.999	11:09:20.452								
6	1:07.277	+0.621	11:10:27.729								
<b>(27) Hugh McEvoy</b>											
1	1:16.302	+9.410	11:05:17.777								
p2	1:49.119	+42.227	11:07:06.896								
3	1:12.921	+6.029	11:08:19.817								
4	1:07.562	+0.670	11:09:27.379								
5	1:07.351	+0.459	11:10:34.730								
6	1:08.015	+1.123	11:11:42.745								
7	1:07.231	+0.339	11:12:49.976								
8	1:07.269	+0.377	11:13:57.245								
9	1:07.215	+0.323	11:15:04.460								
10	1:07.403	+0.511	11:16:11.863								
11	1:06.892		11:17:18.755								
<b>(2) Greer Wray</b>											
1	1:13.499	+5.016	11:04:42.645								
2	1:10.969	+2.486	11:05:53.614								
3	1:09.483	+1.000	11:07:03.097								
4	1:08.888	+0.405	11:08:11.985								
5	1:08.483		11:09:20.468								
6	1:24.016	+15.533	11:10:44.484								
7	1:22.637	+14.154	11:12:07.121								
8	1:09.101	+0.618	11:13:16.222								
9	1:08.800	+0.317	11:14:25.022								
10	1:08.729	+0.246	11:15:33.751								
11	1:30.402	+21.919	11:17:04.153								
12	1:31.154	+22.671	11:18:35.307								
<b>(31) Keith Wray</b>											
1	1:13.102	+4.305	11:05:11.259								
2	1:10.651	+1.854	11:06:21.910								
3	1:10.397	+1.600	11:07:32.307								
4	1:11.160	+2.363	11:08:43.467								
5	1:09.199	+0.402	11:09:52.666								
6	1:18.909	+10.112	11:11:11.575								
7	1:09.952	+1.155	11:12:21.527								
8	1:08.797		11:13:30.324								
9	1:13.159	+4.362	11:14:43.483								
10	1:16.807	+8.010	11:16:00.290								
11	1:19.890	+11.093	11:17:20.180								

Results provisional until the conclusion of judicial and technical matters

Orbits

Chief Timekeeper: D.Bradfield

Clerk of the Course:

Live timing available at [timing.rhwright.co.uk](http://timing.rhwright.co.uk)

[www.mylaps.com](http://www.mylaps.com)

Licensed to: R.H.Wright Timing



## Kirkistown 500MRCI Race Meeting


Saloons/GT

Kirkistown 500 MRCI 1.512 miles

Race 5

29/05/2021 13:10

Race (15:00 and 1 Laps) started at 13:53:49



4

1:08.797  
31 Keith Wray

7

3

1:06.892  
27 Hugh McEvoy

5

2

1:02.349  
62 Peter Baxter

3

1

58.900  
47 Gerard O'Connell

1

POLE POSITION

1:08.483  
2 Greer Wray


6

1:06.656  
33 Donal O'Neill

4

1:02.319  
48 Ciaran Denvir

2



Results provisional until the conclusion of judicial and technical matters

Orbits

Chief Timekeeper: D.Bradfield

Clerk of the Course:

Live timing available at [timing.rhwright.co.uk](http://timing.rhwright.co.uk)

[www.mylaps.com](http://www.mylaps.com)

Licensed to: R.H.Wright Timing





## Kirkistown 500MRCI Race Meeting

Sorted on Laps

Saloons/GT

Kirkistown 500 MRCI 1.512 miles

Race 5

29/05/2021 13:10

Race (15:00 and 1 Laps) started at 13:53:49

Pos	No.	Name	Make	Laps	Total Tm	Best Tm	Best Speed	In Lap	Avg. Speed
1	48	Ciaran Denvir	2.0 Honda Civic	15	16:49.274	1:02.470	87.130	4	80.895
2	33	Donal O'Neill	1.8t SEAT Cupra	15	16:58.260	1:06.484	81.870	7	80.181
3	27	Hugh McEvoy	1.6t Renault Clio	15	17:34.195	1:06.882	81.382	3	77.448
4	31	Keith Wray	3.0 BMW 330i	15	17:55.830	1:09.953	77.810	8	75.891
<b>Not classified</b>									
DNF	2	Greer Wray	3.0 BMW 330i	10	12:04.064	1:10.035	77.719	5	75.173
DNS	47	Gerard O'Connell	2.8 SHP Escort				-	0	-
DNS	62	Peter Baxter	2.0t SEAT Supercopa				-	0	-

Margin of Victory	Avg. Speed	Best Lap Tm	Best Speed	Best Lap by
8.986	80.895	1:02.470	87.130	48 - Ciaran Denvir

Results provisional until the conclusion of judicial and technical matters

Orbits

Chief Timekeeper: D.Bradfield

Clerk of the Course:

Live timing available at [timing.rhwright.co.uk](http://timing.rhwright.co.uk)

[www.mylaps.com](http://www.mylaps.com)

Licensed to: R.H.Wright Timing



## Kirkistown 500MRCI Race Meeting

Saloons/GT

Kirkistown 500 MRCI 1.512 miles

Race 5

29/05/2021 13:10

Race (15:00 and 1 Laps) started at 13:53:49

Lap	Lap Tm	Diff	Time of Day
<b>(48) Ciaran Denvir</b>			
1	1:12.033	+9.563	13:55:03.738
2	1:05.686	+3.216	13:56:09.424
3	1:03.818	+1.348	13:57:13.242
4	1:02.470		13:58:15.712
5	1:05.880	+3.410	13:59:21.592
6	1:06.709	+4.239	14:00:28.301
7	1:06.870	+4.400	14:01:35.171
8	1:08.051	+5.581	14:02:43.222
9	1:07.847	+5.377	14:03:51.069
10	1:09.001	+6.531	14:05:00.070
11	1:08.074	+5.604	14:06:08.144
12	1:07.829	+5.359	14:07:15.973
13	1:07.216	+4.746	14:08:23.189
14	1:06.344	+3.874	14:09:29.533
15	1:09.314	+6.844	14:10:38.847

<b>(33) Donal O'Neill</b>			
1	1:13.103	+6.619	13:55:06.008
2	1:07.219	+0.735	13:56:13.227
3	1:06.771	+0.287	13:57:19.998
4	1:06.865	+0.381	13:58:26.863
5	1:06.763	+0.279	13:59:33.626
6	1:06.578	+0.094	14:00:40.204
7	1:06.484		14:01:46.688
8	1:06.639	+0.155	14:02:53.327
9	1:06.828	+0.344	14:04:00.155
10	1:08.012	+1.528	14:05:08.167
11	1:07.552	+1.068	14:06:15.719
12	1:07.415	+0.931	14:07:23.134
13	1:07.162	+0.678	14:08:30.296
14	1:07.117	+0.633	14:09:37.413
15	1:10.420	+3.936	14:10:47.833

<b>(27) Hugh McEvoy</b>			
1	1:15.494	+8.612	13:55:08.642
2	1:07.282	+0.400	13:56:15.924
3	1:06.882		13:57:22.806
4	1:07.528	+0.646	13:58:30.334
5	1:07.493	+0.611	13:59:37.827
6	1:07.381	+0.499	14:00:45.208
7	1:07.409	+0.527	14:01:52.617
8	1:07.154	+0.272	14:02:59.771
9	1:07.630	+0.748	14:04:07.401
10	1:07.374	+0.492	14:05:14.775
11	1:07.373	+0.491	14:06:22.148
12	1:07.254	+0.372	14:07:29.402
13	1:16.125	+9.243	14:08:45.527
14	1:17.660	+10.778	14:10:03.187
15	1:20.581	+13.699	14:11:23.768

<b>(31) Keith Wray</b>			
1	1:18.733	+8.780	13:55:12.040
2	1:13.377	+3.424	13:56:25.417
3	1:11.037	+1.084	13:57:36.454
4	1:10.762	+0.809	13:58:47.216
5	1:10.205	+0.252	13:59:57.421
6	1:10.608	+0.655	14:01:08.029
7	1:10.833	+0.880	14:02:18.862
8	1:09.953		14:03:28.815
9	1:10.527	+0.574	14:04:39.342
10	1:11.056	+1.103	14:05:50.398
11	1:10.709	+0.756	14:07:01.107
12	1:11.787	+1.834	14:08:12.894
13	1:10.431	+0.478	14:09:23.325
14	1:10.968	+1.015	14:10:34.293
15	1:11.110	+1.157	14:11:45.403

<b>(2) Greer Wray</b>			
1	1:15.228	+5.193	13:55:07.772
2	1:17.721	+7.686	13:56:25.493
3	1:11.750	+1.715	13:57:37.243
4	1:10.994	+0.959	13:58:48.237

Lap	Lap Tm	Diff	Time of Day
5	1:10.035		13:59:58.272
6	1:10.162	+0.127	14:01:08.434
7	1:10.890	+0.855	14:02:19.324
8	1:10.626	+0.591	14:03:29.950
9	1:10.865	+0.830	14:04:40.815
10	1:12.822	+2.787	14:05:53.637

Lap	Lap Tm	Diff	Time of Day
-----	--------	------	-------------

Results provisional until the conclusion of judicial and technical matters

Orbits

Chief Timekeeper: D.Bradfield

Clerk of the Course:

Live timing available at [timing.rhwright.co.uk](http://timing.rhwright.co.uk)

[www.mylaps.com](http://www.mylaps.com)

Licensed to: R.H.Wright Timing



## Kirkistown 500MRCI Race Meeting


Saloons/GT

Kirkistown 500 MRCI 1.512 miles

Race 8

29/05/2021 15:15

Race (12:00 and 1 Laps) started at 15:28:42



3

5

1:09.199  
31 Keith Wray

6

2

1:07.167  
33 Donal O'Neill

1:07.215  
27 Hugh McEvoy

4


1

1:02.691  
48 Ciaran Denvir

2

1

POLE POSITION



Results provisional until the conclusion of judicial and technical matters

Orbits

Chief Timekeeper: D.Bradfield

Clerk of the Course:

Live timing available at [timing.rhwright.co.uk](http://timing.rhwright.co.uk)

[www.mylaps.com](http://www.mylaps.com)

Licensed to: R.H.Wright Timing



## Kirkistown 500MRCI Race Meeting

Sorted on Laps

Saloons/GT

Kirkistown 500 MRCI 1.512 miles

Race 8

29/05/2021 15:15

Race (12:00 and 1 Laps) started at 15:28:42

Pos	No.	Name	Make	Laps	Total Tm	Best Tm	Best Speed	In Lap	Avg. Speed
1	48	Ciaran Denvir	2.0 Honda Civic	12	13:22.389	1:02.048	87.723	7	81.402
2	27	Hugh McEvoy	1.6t Renault Clio	12	13:33.907	1:06.748	81.546	4	80.250
3	33	Donal O'Neill	1.8t SEAT Cupra	12	14:03.224	1:06.766	81.524	4	77.460
4	31	Keith Wray	3.0 BMW 330i	11	14:06.972	1:14.319	73.239	10	70.691

Margin of Victory	Avg. Speed	Best Lap Tm	Best Speed	Best Lap by
11.518	81.402	1:02.048	87.723	48 - Ciaran Denvir

Results provisional until the conclusion of judicial and technical matters

Orbits

Chief Timekeeper: D.Bradfield

Clerk of the Course:

Live timing available at [timing.rhwright.co.uk](http://timing.rhwright.co.uk)

[www.mylaps.com](http://www.mylaps.com)

Licensed to: R.H.Wright Timing



## Kirkistown 500MRCI Race Meeting

Saloons/GT

Kirkistown 500 MRCI 1.512 miles

Race 8

29/05/2021 15:15

Race (12:00 and 1 Laps) started at 15:28:42

Lap	Lap Tm	Diff	Time of Day	Lap	Lap Tm	Diff	Time of Day	Lap	Lap Tm	Diff	Time of Day
<b>(48) Ciaran Denvir</b>											
1	1:11.029	+8.981	15:29:55.641								
2	1:04.748	+2.700	15:31:00.389								
3	1:03.317	+1.269	15:32:03.706								
4	1:02.422	+0.374	15:33:06.128								
5	1:02.051	+0.003	15:34:08.179								
6	1:02.517	+0.469	15:35:10.696								
7	1:02.048		15:36:12.744								
8	1:03.225	+1.177	15:37:15.969								
9	1:04.094	+2.046	15:38:20.063								
10	1:08.227	+6.179	15:39:28.290								
11	1:17.305	+15.257	15:40:45.595								
12	1:19.273	+17.225	15:42:04.868								
<b>(27) Hugh McEvoy</b>											
1	1:12.504	+5.756	15:29:58.108								
2	1:06.774	+0.026	15:31:04.882								
3	1:07.555	+0.807	15:32:12.437								
4	1:06.748		15:33:19.185								
5	1:07.621	+0.873	15:34:26.806								
6	1:06.899	+0.151	15:35:33.705								
7	1:06.819	+0.071	15:36:40.524								
8	1:06.779	+0.031	15:37:47.303								
9	1:06.939	+0.191	15:38:54.242								
10	1:06.871	+0.123	15:40:01.113								
11	1:07.512	+0.764	15:41:08.625								
12	1:07.761	+1.013	15:42:16.386								
<b>(33) Donal O'Neill</b>											
1	1:12.967	+6.201	15:29:58.582								
2	1:08.223	+1.457	15:31:06.805								
3	1:07.195	+0.429	15:32:14.000								
4	1:06.766		15:33:20.766								
5	1:07.178	+0.412	15:34:27.944								
6	1:06.854	+0.088	15:35:34.798								
7	1:06.917	+0.151	15:36:41.715								
8	1:07.725	+0.959	15:37:49.440								
9	1:07.712	+0.946	15:38:57.152								
10	1:11.464	+4.698	15:40:08.616								
11	1:16.756	+9.990	15:41:25.372								
12	1:20.331	+13.565	15:42:45.703								
<b>(31) Keith Wray</b>											
1	1:19.707	+5.388	15:30:05.616								
2	1:17.725	+3.406	15:31:23.341								
3	1:17.104	+2.785	15:32:40.445								
4	1:16.723	+2.404	15:33:57.168								
5	1:18.466	+4.147	15:35:15.634								
6	1:16.449	+2.130	15:36:32.083								
7	1:16.834	+2.515	15:37:48.917								
8	1:16.345	+2.026	15:39:05.262								
9	1:15.317	+0.998	15:40:20.579								
10	1:14.319		15:41:34.898								
11	1:14.553	+0.234	15:42:49.451								

Results provisional until the conclusion of judicial and technical matters

Orbits

Chief Timekeeper: D.Bradfield

Clerk of the Course:

Live timing available at [timing.rhwright.co.uk](http://timing.rhwright.co.uk)

[www.mylaps.com](http://www.mylaps.com)

Licensed to: R.H.Wright Timing