



Kirkistown 500MRCI Race Meeting


Fiesta/Mazda

Kirkistown 500 MRCI 1.512 miles

Qualifying

26/06/2021 09:45

Qualifying started at 10:02:51



Lap	Lap Tm	Diff	Time of Day
(3) Gregory McMillan			
1	1:11.131	+0.306	10:05:26.541
2	1:12.742	+1.917	10:06:39.283
3	1:10.825		10:07:50.108
4	1:12.257	+1.432	10:09:02.365
5	1:10.901	+0.076	10:10:13.266
6	1:14.008	+3.183	10:11:27.274
7	1:12.860	+2.035	10:12:40.134
8	1:12.841	+2.016	10:13:52.975

Lap	Lap Tm	Diff	Time of Day
(22) David Cousins			
1	1:12.362	+1.225	10:05:23.058
2	1:14.071	+2.934	10:06:37.129
3	1:11.137		10:07:48.266
4	1:12.296	+1.159	10:09:00.562
5	1:11.979	+0.842	10:10:12.541
6	1:21.228	+10.091	10:11:33.769
7	1:17.075	+5.938	10:12:50.844
8	1:16.633	+5.496	10:14:07.477

Lap	Lap Tm	Diff	Time of Day
(173) Gavin Kilkey			
1	1:12.156	+0.637	10:05:30.063
2	1:14.001	+2.482	10:06:44.064
3	1:19.209	+7.690	10:08:03.273
4	1:11.519		10:09:14.792
5	1:11.634	+0.115	10:10:26.426
6	1:14.413	+2.894	10:11:40.839
7	1:36.256	+24.737	10:13:17.095

Lap	Lap Tm	Diff	Time of Day
(395) Paul Sheridan			
1	1:17.426	+4.458	10:05:49.181
2	1:15.076	+2.108	10:07:04.257
3	1:12.968		10:08:17.225
4	1:13.360	+0.392	10:09:30.585
5	1:13.081	+0.113	10:10:43.666
6	1:13.458	+0.490	10:11:57.124
7	1:15.356	+2.388	10:13:12.480

Lap	Lap Tm	Diff	Time of Day
(31) Stephen Murray			
1	1:15.011	+0.417	10:05:37.084
2	1:15.726	+1.132	10:06:52.810
3	1:14.862	+0.268	10:08:07.672
4	1:14.594		10:09:22.266
5	1:15.179	+0.585	10:10:37.445
6	1:15.952	+1.358	10:11:53.397
7	1:20.166	+5.572	10:13:13.563

Lap	Lap Tm	Diff	Time of Day
(11) Paul Stewart			
1	1:17.551		10:06:00.814
2	1:18.410	+0.859	10:07:19.224
3	1:18.171	+0.620	10:08:37.395
4	1:18.039	+0.488	10:09:55.434
5	1:19.694	+2.143	10:11:15.128

Lap	Lap Tm	Diff	Time of Day
(55) Mark Stewart			
1	1:17.688		10:06:00.176
2	1:18.461	+0.773	10:07:18.637
3	1:18.241	+0.553	10:08:36.878

Lap	Lap Tm	Diff	Time of Day
(114) Christian Lester			
1	1:21.921	+3.524	10:06:22.570
2	1:19.339	+0.942	10:07:41.909
3	1:18.785	+0.388	10:09:00.694
4	1:18.397		10:10:19.091
5	1:19.203	+0.806	10:11:38.294
6	1:22.990	+4.593	10:13:01.284

Lap	Lap Tm	Diff	Time of Day
(54) Colm Barrable			
1	1:20.251	+1.686	10:06:11.861
2	1:19.071	+0.506	10:07:30.932
3	1:18.565		10:08:49.497
4	1:18.843	+0.278	10:10:08.340
5	1:23.509	+4.944	10:11:31.849

Lap	Lap Tm	Diff	Time of Day
(19) Dan Keelan			
1	1:19.795	+1.083	10:06:12.534
2	1:18.712		10:07:31.246
3	1:18.779	+0.067	10:08:50.025
4	1:19.100	+0.388	10:10:09.125
5	1:21.875	+3.163	10:11:31.000
6	1:22.328	+3.616	10:12:53.328
7	1:22.434	+3.722	10:14:15.762

Lap	Lap Tm	Diff	Time of Day
(21) Megan Campbell			
1	1:19.691	+0.963	10:06:11.488
2	1:18.728		10:07:30.216
3	1:18.906	+0.178	10:08:49.122
4	1:19.445	+0.717	10:10:08.567
5	1:29.352	+10.624	10:11:37.919
6	1:21.838	+3.110	10:12:59.757

Lap	Lap Tm	Diff	Time of Day
(42) Jim Kennedy			
1	1:24.926	+5.739	10:05:46.806
2	1:22.186	+2.999	10:07:08.992
3	1:20.725	+1.538	10:08:29.717
4	1:19.187		10:09:48.904
5	1:21.847	+2.660	10:11:10.751
6	1:19.697	+0.510	10:12:30.448
7	1:20.672	+1.485	10:13:51.120

Lap	Lap Tm	Diff	Time of Day
(49) Michael Graham			
1	1:19.267	+0.058	10:06:03.219
2	1:19.442	+0.233	10:07:22.661
3	1:19.373	+0.164	10:08:42.034
4	1:19.209		10:10:01.243
5	1:20.346	+1.137	10:11:21.589
6	1:21.192	+1.983	10:12:42.781

Lap	Lap Tm	Diff	Time of Day
(64) Timon Dohnke			
1	1:19.215		10:06:21.206
2	1:20.476	+1.261	10:07:41.682
3	1:20.286	+1.071	10:09:01.968
4	1:19.611	+0.396	10:10:21.579
5	1:20.135	+0.920	10:11:41.714
6	1:19.623	+0.408	10:13:01.337

Lap	Lap Tm	Diff	Time of Day
(97) Neville Anderson			
1	1:19.280		10:05:58.741

Lap	Lap Tm	Diff	Time of Day
(28) Stephen Walker			
1	1:23.097	+3.595	10:06:47.054
2	1:20.327	+0.825	10:08:07.381
3	1:19.794	+0.292	10:09:27.175
4	1:19.502		10:10:46.677
5	1:20.580	+1.078	10:12:07.257
6	1:22.394	+2.892	10:13:29.651

Lap	Lap Tm	Diff	Time of Day
(88) Chris Doherty			
1	1:26.886	+5.749	10:06:55.447
2	1:21.968	+0.831	10:08:17.415
3	1:21.137		10:09:38.552
4	1:22.839	+1.702	10:11:01.391
5	1:22.454	+1.317	10:12:23.845
6	1:22.194	+1.057	10:13:46.039

Lap	Lap Tm	Diff	Time of Day
(29) Henry White			
1	1:28.030	+6.792	10:06:45.254
2	1:24.470	+3.232	10:08:09.724
3	1:21.238		10:09:30.962
4	1:21.853	+0.615	10:10:52.815
5	1:21.763	+0.525	10:12:14.578
6	1:21.429	+0.191	10:13:36.007

Lap	Lap Tm	Diff	Time of Day
(12) Roy Smyth			
1	1:28.430	+4.692	10:06:44.798
2	1:27.615	+3.877	10:08:12.413
3	1:25.840	+2.102	10:09:38.253

Results provisional until the conclusion of judicial and technical matters

Orbits

Chief Timekeeper: D.Bradfield

Clerk of the Course:

Live timing available at timing.rhwright.co.uk

www.mylaps.com

Licensed to: R.H.Wright Timing



Kirkistown 500MRCI Race Meeting

Sorted on best lap time

Fiesta/Mazda

Kirkistown 500 MRCI 1.512 miles

Qualifying

26/06/2021 09:45

Qualifying started at 10:02:51

Pos	No.	Name	Make	Best Tm	Diff	In Lap	Best Speed	2nd Best	2nd Lap
Ford Fiesta									
1	11	Paul Stewart	1.2 Ford Fiesta	1:17.551		1	70.186	1:18.039	4
2	55	Mark Stewart	1.2 Ford Fiesta	1:17.688	0.137	1	70.063	1:18.241	3
3	114	Christian Lester	1.2 Ford Fiesta	1:18.397	0.846	4	69.429	1:18.785	3
4	54	Colm Barrable	1.2 Ford Fiesta	1:18.565	1.014	3	69.280	1:18.843	4
5	19	Dan Keelan	1.2 Ford Fiesta	1:18.712	1.161	2	69.151	1:18.779	3
6	21	Megan Campbell	1.2 Ford Fiesta	1:18.728	1.177	2	69.137	1:18.906	3
7	49	Michael Graham	1.2 Ford Fiesta	1:19.209	1.658	4	68.717	1:19.267	1
8	64	Timon Dohnke	1.2 Ford Fiesta	1:19.215	1.664	1	68.712	1:19.611	4
9	97	Neville Anderson	1.2 Ford Fiesta	1:19.280	1.729	1	68.656		0
10	28	Stephen Walker	1.2 Ford Fiesta	1:19.502	1.951	4	68.464	1:19.794	3
11	88	Chris Doherty	1.2 Ford Fiesta	1:21.137	3.586	3	67.084	1:21.968	2
12	29	Henry White	1.2 Ford Fiesta	1:21.238	3.687	3	67.001	1:21.429	6
13	12	Roy Smyth	1.2 Ford Fiesta	1:23.738	6.187	5	65.001	1:24.698	6
14	63	Andrew Graham	1.2 Ford Fiesta	1:24.436	6.885	1	64.463	1:25.744	2
15	86	Gary Moore	1.2 Ford Fiesta	1:28.071	10.520	3	61.803	1:28.184	6
Mazda MX5									
1	3	Gregory McMillan	1.8 Mazda MX5	1:10.825		3	76.852	1:10.901	5
2	22	David Cousins	1.8 Mazda MX5	1:11.137	0.312	3	76.515	1:11.979	5
3	173	Gavin Kilkey	1.8 Mazda MX5	1:11.519	0.694	4	76.106	1:11.634	5
4	395	Paul Sheridan	1.8 Mazda MX5	1:12.968	2.143	3	74.595	1:13.081	5
5	31	Stephen Murray	1.8 Mazda MX5	1:14.594	3.769	4	72.969	1:14.862	3
6	42	Jim Kennedy	1.8 Mazda MX5	1:19.187	8.362	4	68.736	1:19.697	6

Results provisional until the conclusion of judicial and technical matters

Orbits

Chief Timekeeper: D.Bradfield

Clerk of the Course:

Live timing available at timing.rhwright.co.uk

www.mylaps.com

Licensed to: R.H.Wright Timing



Kirkistown 500MRCI Race Meeting

Fiesta/Mazda

Kirkistown 500 MRCI 1.512 miles

Race 4

26/06/2021 12:15

Race (12:00 and 1 Laps) started at 12:01:29

Lap	Lap Tm	Diff	Time of Day
(3) Gregory McMillan			
1	1:15.422	+5.750	12:02:47.250
2	1:09.994	+0.322	12:03:57.244
3	1:09.914	+0.242	12:05:07.158
4	1:10.371	+0.699	12:06:17.529
5	1:10.291	+0.619	12:07:27.820
6	1:09.672		12:08:37.492
7	1:10.070	+0.398	12:09:47.562
8	1:11.172	+1.500	12:10:58.734
9	1:10.920	+1.248	12:12:09.654
10	1:11.967	+2.295	12:13:21.621
11	1:10.531	+0.859	12:14:32.152
12	1:09.954	+0.282	12:15:42.106
(22) David Cousins			
1	1:17.470	+6.740	12:02:49.356
2	1:10.730		12:04:00.086
3	1:10.836	+0.106	12:05:10.922
4	1:10.965	+0.235	12:06:21.887
5	1:11.190	+0.460	12:07:33.077
6	1:13.127	+2.397	12:08:46.204
7	1:11.828	+1.098	12:09:58.032
8	1:10.788	+0.058	12:11:08.820
9	1:11.979	+1.249	12:12:20.799
10	1:11.253	+0.523	12:13:32.052
11	1:12.281	+1.551	12:14:44.333
12	1:13.406	+2.676	12:15:57.739
(173) Gavin Kilkey			
1	1:16.793	+5.770	12:02:49.394
2	1:11.274	+0.251	12:04:00.668
3	1:11.813	+0.790	12:05:12.481
4	1:11.336	+0.313	12:06:23.817
5	1:11.023		12:07:34.840
6	1:12.537	+1.514	12:08:47.377
7	1:12.909	+1.886	12:10:00.286
8	1:11.939	+0.916	12:11:12.225
9	1:12.684	+1.661	12:12:24.909
10	1:11.362	+0.339	12:13:36.271
11	1:11.368	+0.345	12:14:47.639
12	1:14.176	+3.153	12:16:01.815
(395) Paul Sheridan			
1	1:30.072	+18.613	12:03:02.603
2	1:13.729	+2.270	12:04:16.332
3	1:12.633	+1.174	12:05:28.965
4	1:11.543	+0.084	12:06:40.508
5	1:11.459		12:07:51.967
6	1:11.915	+0.456	12:09:03.882
7	1:12.393	+0.934	12:10:16.275
8	1:12.255	+0.796	12:11:28.530
9	1:12.495	+1.036	12:12:41.025
10	1:13.564	+2.105	12:13:54.589
11	1:12.711	+1.252	12:15:07.300
12	1:13.464	+2.005	12:16:20.764
(31) Stephen Murray			
1	1:20.345	+7.412	12:02:53.675
2	1:13.712	+0.779	12:04:07.387
3	1:14.504	+1.571	12:05:21.891
4	1:13.850	+0.917	12:06:35.741
5	1:14.133	+1.200	12:07:49.874
6	1:13.620	+0.687	12:09:03.494
7	1:14.012	+1.079	12:10:17.506
8	1:13.376	+0.443	12:11:30.882
9	1:13.213	+0.280	12:12:44.095
10	1:14.066	+1.133	12:13:58.161
11	1:14.724	+1.791	12:15:12.885
12	1:12.933		12:16:25.818
(55) Mark Stewart			
1	1:24.089	+6.731	12:02:58.745
2	1:18.523	+1.165	12:04:17.268

Lap	Lap Tm	Diff	Time of Day
3	1:17.596	+0.238	12:05:34.864
4	1:19.051	+1.693	12:06:53.915
5	1:17.557	+0.199	12:08:11.472
6	1:18.419	+1.061	12:09:29.891
7	1:17.766	+0.408	12:10:47.657
8	1:18.133	+0.775	12:12:05.790
9	1:17.597	+0.239	12:13:23.387
10	1:17.358		12:14:40.745
11	1:17.823	+0.465	12:15:58.568
(21) Megan Campbell			
1	1:23.004	+5.574	12:02:58.738
2	1:19.021	+1.591	12:04:17.759
3	1:17.430		12:05:35.189
4	1:19.006	+1.576	12:06:54.195
5	1:17.498	+0.068	12:08:11.693
6	1:18.487	+1.057	12:09:30.180
7	1:18.069	+0.639	12:10:48.249
8	1:17.754	+0.324	12:12:06.003
9	1:18.530	+1.100	12:13:24.533
10	1:18.626	+1.196	12:14:43.159
11	1:18.775	+1.345	12:16:01.934
(54) Colm Barrable			
1	1:23.120	+5.236	12:02:58.126
2	1:18.546	+0.662	12:04:16.672
3	1:17.884		12:05:34.556
4	1:18.865	+0.981	12:06:53.421
5	1:18.079	+0.195	12:08:11.500
6	1:18.510	+0.626	12:09:30.010
7	1:18.008	+0.124	12:10:48.018
8	1:17.985	+0.101	12:12:06.003
9	1:18.604	+0.720	12:13:24.607
10	1:18.550	+0.666	12:14:43.157
11	1:19.008	+1.124	12:16:02.165
(11) Paul Stewart			
1	1:23.312	+5.610	12:02:58.061
2	1:19.044	+1.342	12:04:17.105
3	1:18.079	+0.377	12:05:35.184
4	1:19.704	+2.002	12:06:54.888
5	1:19.133	+1.431	12:08:14.021
6	1:18.295	+0.593	12:09:32.316
7	1:17.976	+0.274	12:10:50.292
8	1:17.927	+0.225	12:12:08.219
9	1:18.037	+0.335	12:13:26.256
10	1:17.702		12:14:43.958
11	1:18.669	+0.967	12:16:02.627
(42) Jim Kennedy			
1	1:33.450	+19.619	12:03:06.777
2	1:18.496	+4.665	12:04:25.273
3	1:16.889	+3.058	12:05:42.162
4	1:15.385	+1.554	12:06:57.547
5	1:19.164	+5.333	12:08:16.711
6	1:20.364	+6.533	12:09:37.075
7	1:18.011	+4.180	12:10:55.086
8	1:17.923	+4.092	12:12:13.009
9	1:18.378	+4.547	12:13:31.387
10	1:13.831		12:14:45.218
11	1:19.495	+5.664	12:16:04.713
(49) Michael Graham			
1	1:23.327	+5.669	12:02:59.865
2	1:19.354	+1.196	12:04:19.219
3	1:18.641	+0.483	12:05:37.860
4	1:18.158		12:06:56.018
5	1:19.721	+1.563	12:08:15.739
6	1:19.084	+0.926	12:09:34.823
7	1:19.061	+0.903	12:10:53.884
8	1:18.756	+0.598	12:12:12.640
9	1:19.447	+1.289	12:13:32.087
10	1:18.313	+0.155	12:14:50.400
11	1:18.319	+0.161	12:16:08.719

Lap	Lap Tm	Diff	Time of Day
(64) Timon Dohnke			
1	1:26.593	+8.987	12:03:02.833
2	1:17.700	+0.094	12:04:20.533
3	1:17.606		12:05:38.139
4	1:18.431	+0.825	12:06:56.570
5	1:19.015	+1.409	12:08:15.585
6	1:20.541	+2.935	12:09:36.126
7	1:18.173	+0.567	12:10:54.299
8	1:18.535	+0.929	12:12:12.834
9	1:20.273	+2.667	12:13:33.107
10	1:18.195	+0.589	12:14:51.302
11	1:19.757	+2.151	12:16:11.059
(114) Christian Lester			
1	1:24.588	+7.051	12:03:00.269
2	1:19.275	+1.738	12:04:19.544
3	1:18.095	+0.558	12:05:37.639
4	1:17.537		12:06:55.176
5	1:19.506	+1.969	12:08:14.682
6	1:20.807	+3.270	12:09:35.489
7	1:25.357	+7.820	12:11:00.846
8	1:21.149	+3.612	12:12:21.995
9	1:19.573	+2.036	12:13:41.568
10	1:19.623	+2.086	12:15:01.191
11	1:20.128	+2.591	12:16:21.319
(29) Henry White			
1	1:25.577	+6.569	12:03:02.618
2	1:19.868	+0.860	12:04:22.486
3	1:19.678	+0.670	12:05:42.164
4	1:19.384	+0.376	12:07:01.548
5	1:19.532	+0.524	12:08:21.080
6	1:19.008		12:09:40.088
7	1:19.110	+0.102	12:10:59.198
8	1:26.141	+7.133	12:12:25.339
9	1:19.120	+0.112	12:13:44.459
10	1:19.134	+0.126	12:15:03.593
11	1:19.290	+0.282	12:16:22.883
(88) Chris Doherty			
1	1:26.552	+6.543	12:03:03.391
2	1:20.315	+0.306	12:04:23.706
3	1:20.451	+0.442	12:05:44.157
4	1:20.318	+0.309	12:07:04.475
5	1:20.009		12:08:24.484
6	1:20.212	+0.203	12:09:44.696
7	1:21.231	+1.222	12:11:05.927
8	1:20.840	+0.831	12:12:26.767
9	1:20.238	+0.229	12:13:47.005
10	1:20.342	+0.333	12:15:07.347
11	1:20.596	+0.587	12:16:27.943
(12) Roy Smyth			
1	1:27.582	+7.233	12:03:04.834
2	1:21.127	+0.778	12:04:25.961
3	1:21.052	+0.703	12:05:47.013
4	1:20.349		12:07:07.362
5	1:20.433	+0.084	12:08:27.795
6	1:21.262	+0.913	12:09:49.057
7	1:21.221	+0.872	12:11:10.278
8	1:27.281	+6.932	12:12:37.559
9	1:22.174	+1.825	12:13:59.733
10	1:35.791	+15.442	12:15:35.524
11	1:29.202	+8.853	12:17:04.726
(63) Andrew Graham			
1	1:28.459	+5.076	12:03:05.989
2	1:24.951	+1.568	12:04:30.940
3	1:27.723	+4.340	12:05:58.663
4	1:23.685	+0.302	12:07:22.348
5	1:23.363		12:08:45.731
6	1:24.310	+0.927	12:10:10.041
7	1:23.488	+0.105	12:11:33.529

Results provisional until the conclusion of judicial and technical matters

Orbits

Chief Timekeeper: D.Bradfield

Clerk of the Course:

Live timing available at timing.rhwright.co.uk

www.mylaps.com

Licensed to: R.H.Wright Timing



R.H.Wright Timing

Kirkistown 500MRCI Race Meeting

Sorted on Laps

Fiesta/Mazda

Kirkistown 500 MRCI 1.512 miles

Race 4

26/06/2021 12:15

Race (12:00 and 1 Laps) started at 12:01:29

Pos	No.	Name	Make	Laps	Total Tm	Best Tm	Best Speed	In Lap	Avg. Speed
Ford Fiesta									
1	55	Mark Stewart	1.2 Ford Fiesta	11	14:29.071	1:17.358	70.361	10	68.893
2	21	Megan Campbell	1.2 Ford Fiesta	11	14:32.437	1:17.430	70.296	3	68.628
3	54	Colm Barrable	1.2 Ford Fiesta	11	14:32.668	1:17.884	69.886	3	68.609
4	11	Paul Stewart	1.2 Ford Fiesta	11	14:33.130	1:17.702	70.050	10	68.573
5	49	Michael Graham	1.2 Ford Fiesta	11	14:39.222	1:18.158	69.641	4	68.098
6	64	Timon Dohnke	1.2 Ford Fiesta	11	14:41.562	1:17.606	70.137	3	67.917
7	114	Christian Lester	1.2 Ford Fiesta	11	14:51.822	1:17.537	70.199	4	67.136
8	29	Henry White	1.2 Ford Fiesta	11	14:53.386	1:19.008	68.892	6	67.018
9	88	Chris Doherty	1.2 Ford Fiesta	11	14:58.446	1:20.009	68.030	5	66.641
10	12	Roy Smyth	1.2 Ford Fiesta	11	15:35.229	1:20.349	67.742	4	64.020
11	63	Andrew Graham	1.2 Ford Fiesta	10	14:16.408	1:23.383	65.277	5	63.556
12	86	Gary Moore	1.2 Ford Fiesta	10	14:38.723	1:26.065	63.243	8	61.942
Not classified									
DNF	28	Stephen Walker	1.2 Ford Fiesta	9	12:27.267	1:18.844	69.035	8	65.555
DNF	19	Dan Keelan	1.2 Ford Fiesta	7	9:29.708	1:18.002	69.781	3	66.878
DNF	97	Neville Anderson	1.2 Ford Fiesta	1	1:43.966	1:37.374	55.898	1	52.354
Mazda MX5									
1	3	Gregory McMillan	1.8 Mazda MX5	12	14:12.609	1:09.672	78.123	6	76.607
2	22	David Cousins	1.8 Mazda MX5	12	14:28.242	1:10.730	76.955	2	75.228
3	173	Gavin Kilkey	1.8 Mazda MX5	12	14:32.318	1:11.023	76.637	5	74.877
4	395	Paul Sheridan	1.8 Mazda MX5	12	14:51.267	1:11.459	76.170	5	73.285
5	31	Stephen Murray	1.8 Mazda MX5	12	14:56.321	1:12.933	74.630	12	72.871
6	42	Jim Kennedy	1.8 Mazda MX5	11	14:35.216	1:13.831	73.723	10	68.410

Announcements

New Track Record (1:09.672) for Mazda MX5 by Gregory McMillan.

Margin of Victory	Avg. Speed	Best Lap Tm	Best Speed	Best Lap by
15.633	76.607	1:09.672	78.123	3 - Gregory McMillan

Results provisional until the conclusion of judicial and technical matters

Orbits

Chief Timekeeper: D.Bradfield

Clerk of the Course:

Live timing available at timing.rhwright.co.uk

www.mylaps.com

Licensed to: R.H.Wright Timing



Kirkistown 500MRCI Race Meeting

Fiesta/Mazda

Kirkistown 500 MRCI 1.512 miles

Race 4

26/06/2021 12:15

Race (12:00 and 1 Laps) started at 12:01:29

10

1:19.280
97 Neville Anderson

19

1:19.502
28 Stephen Walker

20

9

1:19.209
49 Michael Graham

17

1:19.215
64 Timon Dohnke

18

8

1:18.712
19 Dan Keelan

15

1:18.728
21 Megan Campbell

16

7

1:18.397
114 Christian Lester

13

1:18.565
54 Colm Barrable

14

6

1:17.551
11 Paul Stewart

11

1:17.688
55 Mark Stewart

12

5

9

10

4

7

8

3

1:14.594
31 Stephen Murray

5

1:19.187
42 Jim Kennedy

6

2

1:11.519
173 Gavin Kilkey

3

1:12.968
395 Paul Sheridan

4

1

1:10.825
3 Gregory McMillan

1

1:11.137
22 David Cousins

2

POLE POSITION

Results provisional until the conclusion of judicial and technical matters

Orbits

Chief Timekeeper: D.Bradfield

Clerk of the Course:

Live timing available at timing.rhwright.co.uk

www.mylaps.com

Licensed to: R.H.Wright Timing



Kirkistown 500MRCI Race Meeting


Fiesta/Mazda

Kirkistown 500 MRCI 1.512 miles

Race 4

26/06/2021 12:15

Race (12:00 and 1 Laps) started at 12:01:29



13

1:28.071 86 Gary Moore
25

12


1:23.738 12 Roy Smyth
23

11

1:21.137 88 Chris Doherty
21

1:24.436 63 Andrew Graham
24

1:21.238 29 Henry White
22



Results provisional until the conclusion of judicial and technical matters

Orbits

Chief Timekeeper: D.Bradfield

Clerk of the Course:

Live timing available at timing.rhwright.co.uk

www.mylaps.com

Licensed to: R.H.Wright Timing



Kirkistown 500MRCI Race Meeting

Fiesta/Mazda

Kirkistown 500 MRCI 1.512 miles

Race 13

26/06/2021 16:40

Race (12:00 and 1 Laps) started at 16:25:55

10

97 Neville Anderson

19

28 Stephen Walker

20

9

49 Michael Graham

17

64 Timon Dohnke

18

8

55 Mark Stewart

15

11 Paul Stewart

16

7

54 Colm Barrable

13

114 Christian Lester

14

6

21 Megan Campbell

11

19 Dan Keelan

12

5

9

10

4

7

8

3

22 David Cousins

5

3 Gregory McMillan

6

2

395 Paul Sheridan

3

173 Gavin Kilkey

4

1

42 Jim Kennedy

1

31 Stephen Murray

2

POLE POSITION

Results provisional until the conclusion of judicial and technical matters

Orbits

Chief Timekeeper: D.Bradfield

Clerk of the Course:

Live timing available at timing.rhwright.co.uk

www.mylaps.com

Licensed to: R.H.Wright Timing



Kirkistown 500MRCI Race Meeting


Fiesta/Mazda

Kirkistown 500 MRCI 1.512 miles

Race 13

26/06/2021 16:40

Race (12:00 and 1 Laps) started at 16:25:55



13

86 Gary Moore
25

12


12 Roy Smyth
23

11

88 Chris Doherty
21

63 Andrew Graham
24

29 Henry White
22



Results provisional until the conclusion of judicial and technical matters

Orbits

Chief Timekeeper: D.Bradfield

Clerk of the Course:

Live timing available at timing.rhwright.co.uk

www.mylaps.com

Licensed to: R.H.Wright Timing



Kirkistown 500MRCI Race Meeting


Fiesta/Mazda

Kirkistown 500 MRCI 1.512 miles

Race 13 (Restart)

26/06/2021 16:50

Race (10:00 and 1 Laps) started at 16:40:17



Lap	Lap Tm	Diff	Time of Day
(3) Gregory McMillan			
1	1:18.872	+8.915	16:41:39.663
2	1:11.095	+1.138	16:42:50.758
3	1:10.336	+0.379	16:44:01.094
4	1:09.957		16:45:11.051
5	1:10.382	+0.425	16:46:21.433
(395) Paul Sheridan			
1	1:18.311	+7.384	16:41:38.502
2	1:11.906	+0.979	16:42:50.408
3	1:11.566	+0.639	16:44:01.974
4	1:11.158	+0.231	16:45:13.132
5	1:10.927		16:46:24.059
(22) David Cousins			
1	1:17.988	+7.441	16:41:39.273
2	1:11.814	+1.267	16:42:51.087
3	1:12.444	+1.897	16:44:03.531
4	1:10.547		16:45:14.078
5	1:10.880	+0.333	16:46:24.958
(173) Gavin Kilkey			
1	1:18.690	+7.669	16:41:38.965
2	1:11.883	+0.862	16:42:50.848
3	1:11.703	+0.682	16:44:02.551
4	1:11.021		16:45:13.572
5	1:13.082	+2.061	16:46:26.654
(42) Jim Kennedy			
1	1:22.657	+9.023	16:41:42.339
2	1:13.834		16:42:56.173
3	1:13.929	+0.095	16:44:10.102
4	1:14.185	+0.351	16:45:24.287
5	1:14.647	+0.813	16:46:38.934
(55) Mark Stewart			
1	1:23.830	+6.373	16:41:47.251
2	1:18.013	+0.556	16:43:05.264
3	1:18.693	+1.236	16:44:23.957
4	1:17.656	+0.199	16:45:41.613
5	1:17.457		16:46:59.070
(54) Colm Barrable			
1	1:24.162	+6.327	16:41:47.182
2	1:19.064	+1.229	16:43:06.246
3	1:19.017	+1.182	16:44:25.263
4	1:17.835		16:45:43.098
5	1:19.850	+2.015	16:47:02.948
(11) Paul Stewart			
1	1:23.871	+5.801	16:41:47.270
2	1:18.605	+0.535	16:43:05.875
3	1:19.243	+1.173	16:44:25.118
4	1:18.070		16:45:43.188
5	1:20.395	+2.325	16:47:03.583
(19) Dan Keelan			
1	1:23.277	+5.219	16:41:45.871
2	1:19.522	+1.464	16:43:05.393
3	1:19.324	+1.266	16:44:24.717
4	1:18.058		16:45:42.775
5	1:20.819	+2.761	16:47:03.594
(64) Timon Dohnke			
1	1:23.787	+5.775	16:41:47.878
2	1:18.820	+0.808	16:43:06.698
3	1:18.823	+0.811	16:44:25.521
4	1:18.012		16:45:43.533
5	1:20.214	+2.202	16:47:03.747
(21) Megan Campbell			
1	1:22.995	+4.660	16:41:45.549
2	1:19.444	+1.109	16:43:04.993

Lap	Lap Tm	Diff	Time of Day
3	1:19.238	+0.903	16:44:24.231
4	1:18.335		16:45:42.566
5	1:21.539	+3.204	16:47:04.105
(29) Henry White			
1	1:23.997	+5.713	16:41:49.036
2	1:19.147	+0.863	16:43:08.183
3	1:18.645	+0.361	16:44:26.828
4	1:18.284		16:45:45.112
5	1:19.371	+1.087	16:47:04.483
(88) Chris Doherty			
1	1:25.092	+5.862	16:41:49.977
2	1:19.456	+0.226	16:43:09.433
3	1:19.230		16:44:28.663
4	1:19.712	+0.482	16:45:48.375
5	1:19.711	+0.481	16:47:08.086
(28) Stephen Walker			
1	1:23.841	+5.584	16:41:48.406
2	1:19.304	+1.047	16:43:07.710
3	1:18.542	+0.285	16:44:26.252
4	1:18.257		16:45:44.509
5	1:19.907	+1.650	16:47:04.416
(49) Michael Graham			
1	1:24.263	+6.458	16:41:48.387
2	1:18.622	+0.817	16:43:07.009
3	1:18.829	+1.024	16:44:25.838
4	1:17.805		16:45:43.643
5	1:21.284	+3.479	16:47:04.927

Results provisional until the conclusion of judicial and technical matters

Orbits

Chief Timekeeper: D.Bradfield

Clerk of the Course:

Live timing available at timing.rhwright.co.uk

www.mylaps.com

Licensed to: R.H.Wright Timing



Kirkistown 500MRCI Race Meeting

Sorted on Laps

Fiesta/Mazda

Kirkistown 500 MRCI 1.512 miles

Race 13 (Restart)

26/06/2021 16:50

Race (10:00 and 1 Laps) started at 16:40:17

Pos	No.	Name	Make	Laps	Total Tm	Best Tm	Best Speed	In Lap	Avg. Speed
Ford Fiesta									
1	55	Mark Stewart	1.2 Ford Fiesta	5	6:41.611	1:17.457	70.272	5	67.765
2	54	Colm Barrable	1.2 Ford Fiesta	5	6:45.489	1:17.835	69.930	4	67.117
3	11	Paul Stewart	1.2 Ford Fiesta	5	6:46.124	1:18.070	69.720	4	67.012
4	19	Dan Keelan	1.2 Ford Fiesta	5	6:46.135	1:18.058	69.730	4	67.010
5	64	Timon Dohnke	1.2 Ford Fiesta	5	6:46.288	1:18.012	69.772	4	66.985
6	21	Megan Campbell	1.2 Ford Fiesta	5	6:46.646	1:18.335	69.484	4	66.926
7	29	Henry White	1.2 Ford Fiesta	5	6:47.024	1:18.284	69.529	4	66.864
8	88	Chris Doherty	1.2 Ford Fiesta	5	6:50.627	1:19.230	68.699	3	66.277
Not classified									
DNF	28	Stephen Walker	1.2 Ford Fiesta	5	6:46.957	1:18.257	69.553	4	66.875
DNF	49	Michael Graham	1.2 Ford Fiesta	5	6:47.468	1:17.805	69.957	4	66.791
DNS	63	Andrew Graham	1.2 Ford Fiesta					0	-
DNS	114	Christian Lester	1.2 Ford Fiesta					0	-
Mazda MX5									
1	3	Gregory McMillan	1.8 Mazda MX5	5	6:03.974	1:09.957	77.805	4	74.772
2	395	Paul Sheridan	1.8 Mazda MX5	5	6:06.600	1:10.927	76.741	5	74.236
3	22	David Cousins	1.8 Mazda MX5	5	6:07.499	1:10.547	77.155	4	74.055
4	173	Gavin Kilkey	1.8 Mazda MX5	5	6:09.195	1:11.021	76.640	4	73.715
5	42	Jim Kennedy	1.8 Mazda MX5	5	6:21.475	1:13.834	73.720	2	71.342

Announcements

Race red flagged on Lap 3. Race restarted over 10 mins.

Race stopped on Lap 6. Results based on order as of Lap 5 (Q12.15.4)

Margin of Victory	Avg. Speed	Best Lap Tm	Best Speed	Best Lap by
2.626	74.772	1:09.957	77.805	3 - Gregory McMillan

Results provisional until the conclusion of judicial and technical matters

Orbits

Chief Timekeeper: D.Bradfield

Clerk of the Course:

Live timing available at timing.rhwright.co.uk

www.mylaps.com

Licensed to: R.H.Wright Timing



Kirkistown 500MRCI Race Meeting


Formula Ford 1600

Kirkistown 500 MRCI 1.512 miles

Qualifying

26/06/2021 09:15

Qualifying started at 9:33:43



Lap	Lap Tm	Diff	Time of Day
(3) Jordan Dempsey			
1	1:02.648	+0.979	9:36:11.345
2	1:03.851	+2.182	9:37:15.196
3	1:01.669		9:38:16.865
4	1:02.975	+1.306	9:39:19.840
5	1:02.219	+0.550	9:40:22.059
6	1:01.755	+0.086	9:41:23.814
7	1:01.694	+0.025	9:42:25.508
8	1:02.000	+0.331	9:43:27.508
9	1:17.598	+15.929	9:44:45.106

Lap	Lap Tm	Diff	Time of Day
(11) David Parks			
1	1:03.830	+2.048	9:36:22.890
2	1:02.055	+0.273	9:37:24.945
3	1:01.965	+0.183	9:38:26.910
4	1:02.051	+0.269	9:39:28.961
5	1:07.375	+5.593	9:40:36.336
6	1:02.505	+0.723	9:41:38.841
7	1:01.782		9:42:40.623
8	1:02.049	+0.267	9:43:42.672
9	1:01.821	+0.039	9:44:44.493

Lap	Lap Tm	Diff	Time of Day
(28) David McCullough			
1	1:02.675	+0.886	9:36:15.732
2	1:02.434	+0.645	9:37:18.166
3	1:01.891	+0.102	9:38:20.057
4	1:01.942	+0.153	9:39:21.999
5	1:02.530	+0.741	9:40:24.529
6	1:03.464	+1.675	9:41:27.993
7	1:01.769		9:42:29.782
8	1:20.445	+18.656	9:43:50.227

Lap	Lap Tm	Diff	Time of Day
(18) Alan Davidson			
1	1:04.000	+2.177	9:36:11.469
2	1:02.524	+0.701	9:37:13.993
3	1:01.823		9:38:15.816
4	1:02.651	+0.828	9:39:18.467
5	1:08.408	+6.585	9:40:26.875
6	1:02.181	+0.358	9:41:29.056
7	1:02.089	+0.266	9:42:31.145
8	1:01.898	+0.075	9:43:33.043
9	1:02.096	+0.273	9:44:35.139

Lap	Lap Tm	Diff	Time of Day
(99) Ryan Campbell			
1	1:03.267	+0.702	9:36:17.216
2	1:02.769	+0.204	9:37:19.985
3	1:02.587	+0.022	9:38:22.572
4	1:02.791	+0.226	9:39:25.363
5	1:15.488	+12.923	9:40:40.851
6	1:25.539	+22.974	9:42:06.390
7	1:02.899	+0.334	9:43:09.289
8	1:02.565		9:44:11.854

Lap	Lap Tm	Diff	Time of Day
(89) Brandon McCaughan			
1	1:05.749	+3.178	9:36:02.090
2	1:03.896	+1.325	9:37:05.986
3	1:03.375	+0.804	9:38:09.361
4	1:10.161	+7.590	9:39:19.522
5	1:03.417	+0.846	9:40:22.939
6	1:11.243	+8.672	9:41:34.182
7	1:02.881	+0.310	9:42:37.063
8	1:02.832	+0.261	9:43:39.895
9	1:02.571		9:44:42.466

Lap	Lap Tm	Diff	Time of Day
(39) Robbie Parks			
1	1:03.791	+1.181	9:36:15.980
2	1:03.098	+0.488	9:37:19.058
3	1:02.907	+0.297	9:38:21.965
4	1:02.610		9:39:24.575
5	1:03.294	+0.684	9:40:27.869
6	1:02.922	+0.312	9:41:30.791
7	1:02.762	+0.152	9:42:33.553
8	1:03.175	+0.565	9:43:36.728

Lap	Lap Tm	Diff	Time of Day
(80) Chris Hillis			
1	1:04.906	+1.873	9:36:05.081
2	1:04.009	+0.976	9:37:09.090
3	1:03.897	+0.864	9:38:12.987
4	1:04.860	+1.827	9:39:17.847
5	1:15.660	+12.627	9:40:33.507
6	1:05.713	+2.680	9:41:39.220
7	1:03.033		9:42:42.253
8	1:04.019	+0.986	9:43:46.272

Lap	Lap Tm	Diff	Time of Day
(21) Mike Todd			
1	1:05.055	+1.546	9:36:06.121
2	1:04.474	+0.965	9:37:10.595
3	1:04.930	+1.421	9:38:15.525
4	1:04.844	+1.335	9:39:20.369
5	1:03.509		9:40:23.878
6	1:04.508	+0.999	9:41:28.386
7	1:03.674	+0.165	9:42:32.060
8	1:03.538	+0.029	9:43:35.598
9	1:04.370	+0.861	9:44:39.968

Lap	Lap Tm	Diff	Time of Day
(8) Philip Harris			
1	1:06.340	+2.816	9:36:05.547
2	1:04.766	+1.242	9:37:10.313
3	1:04.279	+0.755	9:38:14.592
4	1:06.593	+3.069	9:39:21.185
5	1:04.036	+0.512	9:40:25.221
6	1:03.524		9:41:28.745
7	1:03.957	+0.433	9:42:32.702
8	1:04.351	+0.827	9:43:37.053
9	1:03.781	+0.257	9:44:40.834

Lap	Lap Tm	Diff	Time of Day
(90) Henry Campbell			
1	1:04.578	+0.759	9:36:19.429
2	1:04.431	+0.612	9:37:23.860
3	1:03.819		9:38:27.679
4	1:04.193	+0.374	9:39:31.872
5	1:05.646	+1.827	9:40:37.518
6	1:04.430	+0.611	9:41:41.948
7	1:04.119	+0.300	9:42:46.067
8	1:04.589	+0.770	9:43:50.656

Lap	Lap Tm	Diff	Time of Day
(7) Terry Walkingshaw			
1	1:15.031		9:36:47.325
2	1:16.201	+1.170	9:38:03.526
3	1:20.871	+5.840	9:39:24.397
4	1:19.371	+4.340	9:40:43.768
5	1:15.988	+0.957	9:41:59.756

Results provisional until the conclusion of judicial and technical matters

Orbits

Chief Timekeeper: D.Bradfield

Clerk of the Course:

Live timing available at timing.rhwright.co.uk

www.mylaps.com

Licensed to: R.H.Wright Timing



Kirkistown 500MRCI Race Meeting

Sorted on best lap time

Formula Ford 1600

Kirkistown 500 MRCI 1.512 miles

Qualifying

26/06/2021 09:15

Qualifying started at 9:33:43

Pos	No.	Name	Make	Best Tm	Diff	In Lap	Best Speed	2nd Best	2nd Lap
1	3	Jordan Dempsey	Van Diemen RF00	1:01.669		3	88.262	1:01.694	7
2	111	David Parks	Ray GR07	1:01.782	0.113	7	88.100	1:01.821	9
3	28	David McCullough	Van Diemen RF01	1:01.789	0.120	7	88.090	1:01.891	3
4	18	Alan Davidson	Mondiale M89S	1:01.823	0.154	3	88.042	1:01.898	8
5	99	Ryan Campbell	Reynard FF89	1:02.565	0.896	8	86.998	1:02.587	3
6	89	Brandon McCaughan	Mondiale M89S	1:02.571	0.902	9	86.989	1:02.832	8
7	39	Robbie Parks	Ray GR14	1:02.610	0.941	4	86.935	1:02.762	7
8	80	Chris Hillis	Mondiale M88S	1:03.033	1.364	7	86.352	1:03.897	3
9	21	Mike Todd	Mondiale M89S	1:03.509	1.840	5	85.705	1:03.538	8
10	8	Philip Harris	Mondiale M89T	1:03.524	1.855	6	85.684	1:03.781	9
11	90	Henry Campbell	Reynard FF89	1:03.819	2.150	3	85.288	1:04.119	7
12	7	Terry Walkingshaw	Van Diemen RF03	1:15.031	13.362	1	72.544	1:15.988	5

Announcements

Car 111 – Please fit a working transponder as per MSA Reg Q12.8.1

Results provisional until the conclusion of judicial and technical matters

Orbits

Chief Timekeeper: D.Bradfield

Clerk of the Course:

Live timing available at timing.rhwright.co.uk

www.mylaps.com

Licensed to: R.H.Wright Timing



Kirkistown 500MRCI Race Meeting


Formula Ford 1600

Kirkistown 500 MRCI 1.512 miles

Race 2

26/06/2021 11:15

Race (12:00 and 1 Laps) started at 11:17:20



Lap	Lap Tm	Diff	Time of Day
(3) Jordan Dempsey			
1	1:08.139	+6.703	11:18:30.189
2	1:02.365	+0.929	11:19:32.554
3	1:02.566	+1.130	11:20:35.120
4	1:02.558	+1.122	11:21:37.678
5	1:02.284	+0.848	11:22:39.962
6	1:02.501	+1.065	11:23:42.463
7	1:03.608	+2.172	11:24:46.071
8	1:01.672	+0.236	11:25:47.743
9	1:01.852	+0.416	11:26:49.595
10	1:01.673	+0.237	11:27:51.268
11	1:01.546	+0.110	11:28:52.814
12	1:01.436		11:29:54.250
13	1:01.516	+0.080	11:30:55.766
(28) David McCullough			
1	1:07.532	+6.336	11:18:30.338
2	1:02.497	+1.301	11:19:32.835
3	1:02.535	+1.339	11:20:35.370
4	1:02.471	+1.275	11:21:37.841
5	1:02.218	+1.022	11:22:40.059
6	1:02.757	+1.561	11:23:42.816
7	1:03.936	+2.740	11:24:46.752
8	1:01.196		11:25:47.948
9	1:01.859	+0.663	11:26:49.807
10	1:01.799	+0.603	11:27:51.606
11	1:02.690	+1.494	11:28:54.296
12	1:01.629	+0.433	11:29:55.925
13	1:01.459	+0.263	11:30:57.384
(18) Alan Davidson			
1	1:07.209	+4.955	11:18:29.913
2	1:02.614	+0.360	11:19:32.527
3	1:02.576	+0.322	11:20:35.103
4	1:02.568	+0.314	11:21:37.671
5	1:02.785	+0.531	11:22:40.456
6	1:02.827	+0.573	11:23:43.283
7	1:03.576	+1.322	11:24:46.859
8	1:03.539	+1.285	11:25:50.398
9	1:02.280	+0.026	11:26:52.678
10	1:02.254		11:27:54.932
11	1:02.377	+0.123	11:28:57.309
12	1:02.868	+0.614	11:30:00.177
13	1:03.285	+1.031	11:31:03.462
(99) Ryan Campbell			
1	1:07.401	+5.142	11:18:30.921
2	1:02.259		11:19:33.180
3	1:02.610	+0.351	11:20:35.790
4	1:02.754	+0.495	11:21:38.544
5	1:02.511	+0.252	11:22:41.055
6	1:02.683	+0.424	11:23:43.738
7	1:03.443	+1.184	11:24:47.181
8	1:03.405	+1.146	11:25:50.586
9	1:02.381	+0.122	11:26:52.967
10	1:02.291	+0.032	11:27:55.258
11	1:02.309	+0.050	11:28:57.567
12	1:03.028	+0.769	11:30:00.595
13	1:03.418	+1.159	11:31:04.013
(89) Brandon McCaughan			
1	1:09.839	+7.766	11:18:33.583
2	1:02.879	+0.806	11:19:36.462
3	1:02.073		11:20:38.535
4	1:03.372	+1.299	11:21:41.907
5	1:03.866	+1.793	11:22:45.773
6	1:02.408	+0.335	11:23:48.181
7	1:03.176	+1.103	11:24:51.357
8	1:02.800	+0.727	11:25:54.157
9	1:02.351	+0.278	11:26:56.508
10	1:02.108	+0.035	11:27:58.616
11	1:02.910	+0.837	11:29:01.526
12	1:03.224	+1.151	11:30:04.750

Lap	Lap Tm	Diff	Time of Day
13	1:03.134	+1.061	11:31:07.884
(39) Robbie Parks			
1	1:07.992	+5.472	11:18:32.035
2	1:02.597	+0.077	11:19:34.632
3	1:03.405	+0.885	11:20:38.037
4	1:03.389	+0.869	11:21:41.426
5	1:03.261	+0.741	11:22:44.687
6	1:02.706	+0.186	11:23:47.393
7	1:02.711	+0.191	11:24:50.104
8	1:03.024	+0.504	11:25:53.128
9	1:02.520		11:26:55.648
10	1:02.553	+0.033	11:27:58.201
11	1:03.315	+0.795	11:29:01.516
12	1:03.134	+0.614	11:30:04.650
13	1:03.537	+1.017	11:31:08.187
(80) Chris Hillis			
1	1:07.583	+4.857	11:18:31.396
2	1:02.726		11:19:34.122
3	1:03.177	+0.451	11:20:37.299
4	1:04.047	+1.321	11:21:41.346
5	1:03.588	+0.862	11:22:44.934
6	1:03.060	+0.334	11:23:47.994
7	1:03.488	+0.762	11:24:51.482
8	1:03.740	+1.014	11:25:55.222
9	1:03.132	+0.406	11:26:58.354
10	1:03.113	+0.387	11:28:01.467
11	1:03.010	+0.284	11:29:04.477
12	1:03.517	+0.791	11:30:07.994
13	1:03.291	+0.565	11:31:11.285
(21) Mike Todd			
1	1:07.608	+4.824	11:18:31.714
2	1:02.802	+0.018	11:19:34.516
3	1:03.722	+0.938	11:20:38.238
4	1:03.388	+0.604	11:21:41.626
5	1:03.987	+1.203	11:22:45.613
6	1:02.784		11:23:48.397
7	1:03.251	+0.467	11:24:51.648
8	1:03.779	+0.995	11:25:55.427
9	1:03.086	+0.302	11:26:58.513
10	1:03.521	+0.737	11:28:02.034
11	1:02.906	+0.122	11:29:04.940
12	1:03.552	+0.768	11:30:08.492
13	1:03.053	+0.269	11:31:11.545
(90) Henry Campbell			
1	1:09.747	+6.564	11:18:34.385
2	1:04.040	+0.857	11:19:38.425
3	1:03.552	+0.369	11:20:41.977
4	1:03.565	+0.382	11:21:45.542
5	1:03.482	+0.299	11:22:49.024
6	1:03.675	+0.492	11:23:52.699
7	1:03.183		11:24:55.882
8	1:03.606	+0.423	11:25:59.488
9	1:03.339	+0.156	11:27:02.827
10	1:03.356	+0.173	11:28:06.183
11	1:03.397	+0.214	11:29:09.580
12	1:03.612	+0.429	11:30:13.192
13	1:03.434	+0.251	11:31:16.626
(8) Philp Harris			
1	1:09.486	+6.496	11:18:33.904
2	1:03.664	+0.674	11:19:37.568
3	1:04.008	+1.018	11:20:41.576
4	1:04.124	+1.134	11:21:45.700
5	1:03.682	+0.692	11:22:49.382
6	1:04.061	+1.071	11:23:53.443
7	1:03.009	+0.019	11:24:56.452
8	1:03.192	+0.202	11:25:59.644
9	1:03.870	+0.880	11:27:03.514
10	1:02.990		11:28:06.504
11	1:03.348	+0.358	11:29:09.852

Lap	Lap Tm	Diff	Time of Day
12	1:04.689	+1.699	11:30:14.541
13	1:03.525	+0.535	11:31:18.066
(111) David Parks			
1	1:07.622	+5.322	11:18:29.708
2	1:02.723	+0.423	11:19:32.431
3	1:02.426	+0.126	11:20:34.857
4	1:02.670	+0.370	11:21:37.527
5	1:02.300		11:22:39.827
6	1:02.486	+0.186	11:23:42.313
7	1:04.510	+2.210	11:24:46.823

Results provisional until the conclusion of judicial and technical matters

Orbits

Chief Timekeeper: D.Bradfield

Clerk of the Course:

Live timing available at timing.rhwright.co.uk

www.mylaps.com

Licensed to: R.H.Wright Timing



R.H.Wright Timing

Kirkistown 500MRCI Race Meeting

Sorted on Laps

Formula Ford 1600

Kirkistown 500 MRCI 1.512 miles

Race 2

26/06/2021 11:15

Race (12:00 and 1 Laps) started at 11:17:20

Pos	No.	Name	Make	Laps	Total Tm	Best Tm	Best Speed	In Lap	Avg. Speed
1	3	Jordan Dempsey	Van Diemen RF00	13	13:35.516	1:01.436	88.597	12	86.766
2	28	David McCullough	Van Diemen RF01	13	13:37.134	1:01.196	88.944	8	86.594
3	18	Alan Davidson	Mondiale M89S	13	13:43.212	1:02.254	87.432	10	85.955
4	99	Ryan Campbell	Reynard FF89	13	13:43.763	1:02.259	87.425	2	85.898
5	89	Brandon McCaughan	Mondiale M89S	13	13:47.634	1:02.073	87.687	3	85.496
6	39	Robbie Parks	Ray GR14	13	13:47.937	1:02.520	87.060	9	85.465
7	80	Chris Hillis	Mondiale M88S	13	13:51.035	1:02.726	86.775	2	85.146
8	21	Mike Todd	Mondiale M89S	13	13:51.295	1:02.784	86.694	6	85.119
9	90	Henry Campbell	Reynard FF89	13	13:56.376	1:03.183	86.147	7	84.602
10	8	Philip Harris	Mondiale M89T	13	13:57.816	1:02.990	86.411	10	84.457
Not classified									
DNF	111	David Parks	Ray GR07	7	7:26.573	1:02.300	87.368	5	85.319
DNS	7	Terry Walkingshaw	Van Diemen RF03				-	0	-

Margin of Victory

Avg. Speed

Best Lap Tm

Best Speed

Best Lap by

1.618

86.766

1:01.196

88.944

28 - David McCullough

Results provisional until the conclusion of judicial and technical matters

Orbits

Chief Timekeeper: D.Bradfield

Clerk of the Course:

Live timing available at timing.rhwright.co.uk

www.mylaps.com

Licensed to: R.H.Wright Timing

Printed: 26/06/2021 11:31:33



Kirkistown 500MRCI Race Meeting


Formula Ford 1600

Kirkistown 500 MRCI 1.512 miles

Race 2

26/06/2021 11:15

Race (12:00 and 1 Laps) started at 11:17:20



6

1:03.819
90 Henry Campbell

11

1:15.031
7 Terry Walkingshaw

12

5

1:03.509
21 Mike Todd

9

1:03.524
8 Philip Harris

10

4

1:02.610
39 Robbie Parks

7

1:03.033
80 Chris Hillis

8

3

1:02.565
99 Ryan Campbell

5

1:02.571
89 Brandon McCaughan

6

2

1:01.789
28 David McCullough

3

1:01.823
18 Alan Davidson

4

1


1:01.669
3 Jordan Dempsey

1

1:01.782
111 David Parks

2

POLE POSITION



Results provisional until the conclusion of judicial and technical matters

Orbits

Chief Timekeeper: D.Bradfield

Clerk of the Course:

Live timing available at timing.rhwright.co.uk

www.mylaps.com

Licensed to: R.H.Wright Timing



Kirkistown 500MRCI Race Meeting


Formula Ford 1600

Kirkistown 500 MRCI 1.512 miles

Race 10

26/06/2021 15:40

Race (12:00 and 1 Laps) started at 15:11:45



Lap	Lap Tm	Diff	Time of Day
(3) Jordan Dempsey			
1	1:07.396	+5.930	15:12:54.456
2	1:02.070	+0.604	15:13:56.526
3	1:02.100	+0.634	15:14:58.626
4	1:02.310	+0.844	15:16:00.936
5	1:01.963	+0.497	15:17:02.899
6	1:01.665	+0.199	15:18:04.564
7	1:02.363	+0.897	15:19:06.927
8	1:01.466		15:20:08.393
9	1:02.156	+0.690	15:21:10.549
10	1:02.529	+1.063	15:22:13.078
11	1:02.255	+0.789	15:23:15.333
12	1:02.232	+0.766	15:24:17.565
13	1:03.209	+1.743	15:25:20.774
(18) Alan Davidson			
1	1:06.636	+4.768	15:12:54.264
2	1:02.172	+0.304	15:13:56.436
3	1:01.983	+0.115	15:14:58.419
4	1:02.423	+0.555	15:16:00.842
5	1:02.561	+0.693	15:17:03.403
6	1:01.868		15:18:05.271
7	1:02.211	+0.343	15:19:07.482
8	1:02.607	+0.739	15:20:10.089
9	1:02.836	+0.968	15:21:12.925
10	1:02.748	+0.880	15:22:15.673
11	1:02.558	+0.690	15:23:18.231
12	1:02.293	+0.425	15:24:20.524
13	1:02.300	+0.432	15:25:22.824
(99) Ryan Campbell			
1	1:08.020	+5.697	15:12:56.509
2	1:02.580	+0.257	15:13:59.089
3	1:03.031	+0.708	15:15:02.120
4	1:02.676	+0.353	15:16:04.796
5	1:02.452	+0.129	15:17:07.248
6	1:02.323		15:18:09.571
7	1:03.011	+0.688	15:19:12.582
8	1:03.932	+1.609	15:20:16.514
9	1:04.226	+1.903	15:21:20.740
10	1:04.285	+1.962	15:22:25.025
11	1:03.633	+1.310	15:23:28.658
12	1:02.976	+0.653	15:24:31.634
13	1:02.722	+0.399	15:25:34.356
(89) Brandon McCaughan			
1	1:08.074	+5.719	15:12:56.931
2	1:02.914	+0.559	15:13:59.845
3	1:02.831	+0.476	15:15:02.676
4	1:02.664	+0.309	15:16:05.340
5	1:02.355		15:17:07.695
6	1:02.471	+0.116	15:18:10.166
7	1:02.700	+0.345	15:19:12.866
8	1:03.930	+1.575	15:20:16.796
9	1:03.884	+1.529	15:21:20.680
10	1:04.294	+1.939	15:22:24.974
11	1:04.499	+2.144	15:23:29.473
12	1:03.039	+0.684	15:24:32.512
13	1:03.030	+0.675	15:25:35.542
(8) Philp Harris			
1	1:09.210	+6.064	15:12:58.519
2	1:03.968	+0.822	15:14:02.487
3	1:04.265	+1.119	15:15:06.752
4	1:03.560	+0.414	15:16:10.312
5	1:03.146		15:17:13.458
6	1:03.648	+0.502	15:18:17.106
7	1:03.545	+0.399	15:19:20.651
8	1:04.739	+1.593	15:20:25.390
9	1:04.595	+1.449	15:21:29.985
10	1:05.402	+2.256	15:22:35.387
11	1:05.452	+2.306	15:23:40.839
12	1:05.180	+2.034	15:24:46.019

Lap	Lap Tm	Diff	Time of Day
(90) Henry Campbell			
13	1:04.356	+1.210	15:25:50.375
1	1:09.604	+6.469	15:12:59.307
2	1:03.689	+0.554	15:14:02.996
3	1:04.151	+1.016	15:15:07.147
4	1:03.666	+0.531	15:16:10.813
5	1:03.640	+0.505	15:17:14.453
6	1:03.467	+0.332	15:18:17.920
7	1:03.135		15:19:21.055
8	1:05.583	+2.448	15:20:26.638
9	1:07.279	+4.144	15:21:33.917
10	1:04.685	+1.550	15:22:38.602
11	1:04.028	+0.893	15:23:42.630
12	1:04.254	+1.119	15:24:46.884
13	1:04.970	+1.835	15:25:51.854
(80) Chris Hillis			
1	1:08.013	+4.668	15:12:57.102
2	1:05.274	+1.929	15:14:02.376
3	1:03.589	+0.244	15:15:05.965
4	1:03.345		15:16:09.310
5	1:03.348	+0.003	15:17:12.658
6	1:03.455	+0.110	15:18:16.113
7	1:03.956	+0.611	15:19:20.069
8	1:06.178	+2.833	15:20:26.247
9	1:05.565	+2.220	15:21:31.812
10	1:05.453	+2.108	15:22:37.265
11	1:05.134	+1.789	15:23:42.399
12	1:05.314	+1.969	15:24:47.713
13	1:04.344	+0.999	15:25:52.057
(21) Mike Todd			
1	1:08.166	+4.590	15:12:56.917
2	1:04.392	+0.816	15:14:01.309
3	1:03.831	+0.255	15:15:05.140
4	1:03.576		15:16:08.716
5	1:03.634	+0.058	15:17:12.350
6	1:03.902	+0.326	15:18:16.252
7	1:04.007	+0.431	15:19:20.259
8	1:04.780	+1.204	15:20:25.039
9	1:05.833	+2.257	15:21:30.872
10	1:04.298	+0.722	15:22:35.170
11	1:05.545	+1.969	15:23:40.715
12	1:05.909	+2.333	15:24:46.624
13	1:13.263	+9.687	15:25:59.887
(7) Terry Walkingshaw			
1	1:17.815	+5.535	15:13:08.123
2	1:12.918	+0.638	15:14:21.041
3	1:14.259	+1.979	15:15:35.300
4	1:12.516	+0.236	15:16:47.816
5	1:12.280		15:18:00.096
6	1:13.751	+1.471	15:19:13.847
7	1:17.442	+5.162	15:20:31.289
8	2:05.113	+52.833	15:22:36.402
9	1:31.048	+18.768	15:24:07.450
10	1:15.497	+3.217	15:25:22.947
(111) David Parks			
1	1:08.930	+7.508	15:12:55.901
2	1:01.851	+0.429	15:13:57.752
3	1:02.096	+0.674	15:14:59.848
4	1:01.422		15:16:01.270
5	1:02.412	+0.990	15:17:03.682
6	1:01.816	+0.394	15:18:05.498
7	1:03.406	+1.984	15:19:08.904
(28) David McCullough			
1	1:07.261	+5.748	15:12:55.148
2	1:01.513		15:13:56.661
3	1:02.403	+0.890	15:14:59.064
4	1:02.074	+0.561	15:16:01.138
5	1:01.947	+0.434	15:17:03.085

Lap	Lap Tm	Diff	Time of Day
(39) Robbie Parks			
6	1:01.822	+0.309	15:18:04.907
1	1:11.954	+5.824	15:13:00.843
2	1:06.130		15:14:06.973

Results provisional until the conclusion of judicial and technical matters Orbits

Chief Timekeeper: D.Bradfield

Clerk of the Course:

Live timing available at timing.rhwright.co.uk

www.mylaps.com

Licensed to: R.H.Wright Timing



R.H.Wright Timing

Kirkistown 500MRCI Race Meeting

Sorted on Laps

Formula Ford 1600

Kirkistown 500 MRCI 1.512 miles

Race 10

26/06/2021 15:40

Race (12:00 and 1 Laps) started at 15:11:45

Pos	No.	Name	Make	Laps	Total Tm	Best Tm	Best Speed	In Lap	Avg. Speed
1	3	Jordan Dempsey	Van Diemen RF00	13	13:35.618	1:01.466	88.553	8	86.755
2	18	Alan Davidson	Mondiale M89S	13	13:37.668	1:01.868	87.978	6	86.538
3	99	Ryan Campbell	Reynard FF89	13	13:49.200	1:02.323	87.336	6	85.334
4	89	Brandon McCaughan	Mondiale M89S	13	13:50.386	1:02.355	87.291	5	85.212
5	8	Philip Harris	Mondiale M89T	13	14:05.219	1:03.146	86.197	5	83.717
6	90	Henry Campbell	Reynard FF89	13	14:06.698	1:03.135	86.212	7	83.571
7	80	Chris Hillis	Mondiale M88S	13	14:06.901	1:03.345	85.927	4	83.551
8	21	Mike Todd	Mondiale M89S	13	14:14.731	1:03.576	85.614	4	82.785
9	7	Terry Walkingshaw	Van Diemen RF03	10	13:37.791	1:12.280	75.305	5	66.558
Not classified									
DNF	111	David Parks	Ray GR07	7	7:23.748	1:01.422	88.617	4	85.862
DNF	28	David McCullough	Van Diemen RF01	6	6:19.751	1:01.513	88.486	2	85.999
DNF	39	Robbie Parks	Ray GR14	2	2:21.817	1:06.130	82.308	2	76.761

Margin of Victory	Avg. Speed	Best Lap Tm	Best Speed	Best Lap by
2.050	86.755	1:01.466	88.553	3 - Jordan Dempsey

Results provisional until the conclusion of judicial and technical matters

Orbits

Chief Timekeeper: D.Bradfield

Clerk of the Course:

Live timing available at timing.rhwright.co.uk

www.mylaps.com

Licensed to: R.H.Wright Timing



Kirkistown 500MRCI Race Meeting


Formula Ford 1600

Kirkistown 500 MRCI 1.512 miles

Race 10

26/06/2021 15:40

Race (12:00 and 1 Laps) started at 15:11:45



6

1:04.119
90 Henry Campbell

11

1:15.988
7 Terry Walkingshaw

12

5

1:03.781
8 Philip Harris

9

1:03.897
80 Chris Hillis

10

4

1:02.832
89 Brandon McCaughan

7

1:03.538
21 Mike Todd

8

3

1:02.587
99 Ryan Campbell

5

1:02.762
39 Robbie Parks

6

2

1:01.891
28 David McCullough

3

1:01.898
18 Alan Davidson

4

1

1:01.694
3 Jordan Dempsey

1

1:01.821
111 David Parks

2

POLE POSITION



Results provisional until the conclusion of judicial and technical matters

Orbits

Chief Timekeeper: D.Bradfield

Clerk of the Course:

Live timing available at timing.rhwright.co.uk

www.mylaps.com

Licensed to: R.H.Wright Timing



R.H.Wright Timing

Kirkistown 500MRCI Race Meeting

Legends

Kirkistown 500 MRCI 1.512 miles

Race 6

26/06/2021 13:15

Race (8 Laps) started at 13:37:04

Lap	Lap Tm	Diff	Time of Day
(22) Peter Barrable			
1	1:10.233	+2.609	13:38:14.297
2	1:07.624		13:39:21.921
3	1:07.730	+0.106	13:40:29.651
4	1:08.280	+0.656	13:41:37.931
5	1:07.987	+0.363	13:42:45.918
6	1:07.877	+0.253	13:43:53.795
7	1:07.768	+0.144	13:45:01.563
8	1:08.132	+0.508	13:46:09.695

Lap	Lap Tm	Diff	Time of Day
(21) Robert Barrable			
1	1:10.365	+3.268	13:38:14.908
2	1:07.097		13:39:22.005
3	1:07.927	+0.830	13:40:29.932
4	1:08.030	+0.933	13:41:37.962
5	1:08.201	+1.104	13:42:46.163
6	1:07.715	+0.618	13:43:53.878
7	1:07.771	+0.674	13:45:01.649
8	1:08.109	+1.012	13:46:09.758

Lap	Lap Tm	Diff	Time of Day
(1) Geoff Richardson			
1	1:10.595	+3.872	13:38:15.800
2	1:08.554	+1.831	13:39:24.154
3	1:06.723		13:40:30.877
4	1:07.168	+0.445	13:41:38.045
5	1:08.110	+1.387	13:42:46.155
6	1:07.570	+0.847	13:43:53.725
7	1:07.923	+1.200	13:45:01.648
8	1:08.443	+1.720	13:46:10.091

Lap	Lap Tm	Diff	Time of Day
(2) Jamie Moylan			
1	1:09.637	+2.232	13:38:14.090
2	1:08.406	+1.001	13:39:22.496
3	1:07.405		13:40:29.901
4	1:08.084	+0.679	13:41:37.985
5	1:07.862	+0.457	13:42:45.847
6	1:07.987	+0.582	13:43:53.834
7	1:07.798	+0.393	13:45:01.632
8	1:08.643	+1.238	13:46:10.275

Lap	Lap Tm	Diff	Time of Day
(24) Greg Richardson			
1	1:10.299	+2.393	13:38:14.572
2	1:09.417	+1.511	13:39:23.989
3	1:07.906		13:40:31.895
4	1:08.817	+0.911	13:41:40.712
5	1:09.467	+1.561	13:42:50.179
6	1:08.446	+0.540	13:43:58.625
7	1:08.448	+0.542	13:45:07.073
8	1:08.660	+0.754	13:46:15.733

Lap	Lap Tm	Diff	Time of Day
(37) Ivor Greenwood			
1	1:10.473	+3.198	13:38:15.337
2	1:08.456	+1.181	13:39:23.793
3	1:09.180	+1.905	13:40:32.973
4	1:07.275		13:41:40.248
5	1:07.299	+0.024	13:42:47.547
6	1:07.761	+0.486	13:43:55.308
7	1:12.968	+5.693	13:45:08.276
8	1:07.924	+0.649	13:46:16.200

Lap	Lap Tm	Diff	Time of Day
(50) David Yamamoto			
1	1:11.783	+2.595	13:38:16.494
2	1:09.188		13:39:25.682
3	1:10.658	+1.470	13:40:36.340
4	1:10.267	+1.079	13:41:46.607
5	1:10.939	+1.751	13:42:57.546
6	1:10.309	+1.121	13:44:07.855
7	1:10.798	+1.610	13:45:18.653
8	1:10.710	+1.522	13:46:29.363

Lap	Lap Tm	Diff	Time of Day
(63) Derek Hogan			
1	1:14.383	+3.686	13:38:19.191
2	1:10.697		13:39:29.888

Lap	Lap Tm	Diff	Time of Day
3	1:10.815	+0.118	13:40:40.703
4	1:11.035	+0.338	13:41:51.738
5	1:11.137	+0.440	13:43:02.875
6	1:10.963	+0.266	13:44:13.838
7	1:11.464	+0.767	13:45:25.302
8	1:11.023	+0.326	13:46:36.325

Lap	Lap Tm	Diff	Time of Day
(8) Ruari O'Dowd			
1	1:14.785	+4.929	13:38:20.429
2	1:09.856		13:39:30.285
3	1:10.911	+1.055	13:40:41.196
4	1:10.708	+0.852	13:41:51.904
5	1:11.045	+1.189	13:43:02.949
6	1:10.980	+1.124	13:44:13.929
7	1:11.581	+1.725	13:45:25.510
8	1:11.245	+1.389	13:46:36.755

Lap	Lap Tm	Diff	Time of Day
(55) Owen Lawlor			
1	1:14.252	+3.949	13:38:19.483
2	1:11.103	+0.800	13:39:30.586
3	1:11.218	+0.915	13:40:41.804
4	1:10.883	+0.580	13:41:52.687
5	1:11.317	+1.014	13:43:04.004
6	1:10.303		13:44:14.307
7	1:11.688	+1.385	13:45:25.995
8	1:11.350	+1.047	13:46:37.345

Lap	Lap Tm	Diff	Time of Day
(16) Gordon Brown			
1	1:10.862	+2.587	13:38:15.232
2	1:09.502	+1.227	13:39:24.734
3	1:08.398	+0.123	13:40:33.132
4	1:08.926	+0.651	13:41:42.058
5	1:08.275		13:42:50.333
6	1:09.401	+1.126	13:43:59.734
7	1:34.701	+26.426	13:45:34.435

Results provisional until the conclusion of judicial and technical matters

Orbits

Chief Timekeeper: D.Bradfield

Clerk of the Course:

Live timing available at timing.rhwright.co.uk

www.mylaps.com

Licensed to: R.H.Wright Timing



R.H.Wright Timing

Kirkistown 500MRCI Race Meeting

Sorted on Laps

Legends

Kirkistown 500 MRCI 1.512 miles

Race 6

26/06/2021 13:15

Race (8 Laps) started at 13:37:04

Pos	No.	Name	Make	Laps	Total Tm	Best Tm	Best Speed	In Lap	Avg. Speed
1	22	Peter Barrable	1.2 Ford Legend	8	9:05.631	1:07.624	80.489	2	79.805
2	21	Robert Barrable	1.2 Ford Legend	8	9:05.694	1:07.097	81.122	2	79.796
3	1	Geoff Richardson	1.2 Ford Legend	8	9:06.027	1:06.723	81.576	3	79.747
4	2	Jamie Moylan	1.2 Ford Legend	8	9:06.211	1:07.405	80.751	3	79.720
5	24	Greg Richardson	1.2 Ford Legend	8	9:11.669	1:07.906	80.155	3	78.932
6	37	Ivor Greenwood	1.2 Ford Legend	8	9:12.136	1:07.275	80.907	4	78.865
7	50	David Yamamoto	1.2 Ford Legend	8	9:25.299	1:09.188	78.670	2	77.029
8	63	Derek Hogan	1.2 Legend	8	9:32.261	1:10.697	76.991	2	76.091
9	8	Ruari O'Dowd	1.2 Chevy Legend	8	9:32.691	1:09.856	77.918	2	76.034
10	55	Owen Lawlor	1.2 Legend	8	9:33.281	1:10.303	77.422	6	75.956

Not classified

DNF	16	Gordon Brown	1.2 Ford Legend	7	8:30.371	1:08.275	79.722	5	74.654
DNF	12	Ciaran Bergin	1.2 Chevy Legend		0.088		-	0	-

Announcements

New Track Record (1:06.723) for Legends by Geoff Richardson.

Margin of Victory	Avg. Speed	Best Lap Tm	Best Speed	Best Lap by
0.063	79.805	1:06.723	81.576	1 - Geoff Richardson

Results provisional until the conclusion of judicial and technical matters

Orbits

Chief Timekeeper: D.Bradfield

Clerk of the Course:

Live timing available at timing.rhwright.co.uk

www.mylaps.com

Licensed to: R.H.Wright Timing

Printed: 26/06/2021 13:47:21



Kirkistown 500MRCI Race Meeting

Legends

Kirkistown 500 MRCI 1.512 miles

Race 6

26/06/2021 13:15

Race (8 Laps) started at 13:37:04

6

1:07.618
1 Geoff Richardson

11

1:09.927
8 Ruari O'Dowd

12

5

1:08.140
37 Ivor Greenwood

9

1:10.390
55 Owen Lawlor

10

4

1:09.582
50 David Yamamoto

7

1:10.635
63 Derek Hogan

8

3

1:07.429
21 Robert Barrable

5

2 Jamie Moylan

6

2

1:08.833
16 Gordon Brown

3

1:07.888
24 Greg Richardson

4

1

1:16.633
12 Ciaran Bergin

1

1:07.636
22 Peter Barrable

2

POLE POSITION

Results provisional until the conclusion of judicial and technical matters

Orbits

Chief Timekeeper: D.Bradfield

Clerk of the Course:

Live timing available at timing.rhwright.co.uk

www.mylaps.com

Licensed to: R.H.Wright Timing



Kirkistown 500MRCI Race Meeting

Legends

Kirkistown 500 MRCI 1.512 miles

Race 9

26/06/2021 15:10

Race (8 Laps) started at 14:50:08

Lap	Lap Tm	Diff	Time of Day
(1) Geoff Richardson			
1	1:08.374	+1.040	14:51:16.990
2	1:09.708	+2.374	14:52:26.698
3	2:07.118	+59.784	14:54:33.816
4	1:52.127	+44.793	14:56:25.943
5	1:07.334		14:57:33.277
6	1:07.344	+0.010	14:58:40.621
7	1:07.574	+0.240	14:59:48.195
8	1:07.762	+0.428	15:00:55.957
(2) Jamie Moylan			
1	1:09.083	+1.903	14:51:18.160
2	1:11.328	+4.148	14:52:29.488
3	2:08.647	+1:01.467	14:54:38.135
4	1:49.078	+41.898	14:56:27.213
5	1:07.180		14:57:34.393
6	1:07.187	+0.007	14:58:41.580
7	1:07.592	+0.412	14:59:49.172
8	1:07.948	+0.768	15:00:57.120
(37) Ivor Greenwood			
1	1:08.990	+1.682	14:51:17.716
2	1:10.043	+2.735	14:52:27.759
3	2:06.975	+59.667	14:54:34.734
4	1:51.426	+44.118	14:56:26.160
5	1:07.434	+0.126	14:57:33.594
6	1:07.308		14:58:40.902
7	1:08.038	+0.730	14:59:48.940
8	1:08.876	+1.568	15:00:57.816
(22) Peter Barrable			
1	1:08.423	+1.319	14:51:17.641
2	1:10.315	+3.211	14:52:27.956
3	2:08.122	+1:01.018	14:54:36.078
4	1:50.357	+43.253	14:56:26.435
5	1:07.528	+0.424	14:57:33.963
6	1:07.104		14:58:41.067
7	1:08.304	+1.200	14:59:49.371
8	1:09.300	+2.196	15:00:58.671
(24) Greg Richardson			
1	1:11.128	+3.365	14:51:20.528
2	1:10.999	+3.236	14:52:31.527
3	2:09.182	+1:01.419	14:54:40.709
4	1:47.704	+39.941	14:56:28.413
5	1:08.128	+0.365	14:57:36.541
6	1:07.763		14:58:44.304
7	1:07.812	+0.049	14:59:52.116
8	1:07.889	+0.126	15:01:00.005
(50) David Yamamoto			
1	1:11.047	+1.874	14:51:20.174
2	1:10.884	+1.711	14:52:31.058
3	2:08.742	+59.569	14:54:39.800
4	1:48.024	+38.851	14:56:27.824
5	1:09.173		14:57:36.997
6	1:09.630	+0.457	14:58:46.627
7	1:09.932	+0.759	14:59:56.559
8	1:09.697	+0.524	15:01:06.256
(8) Ruari O'Dowd			
1	1:12.618	+3.623	14:51:22.715
2	1:11.831	+2.836	14:52:34.546
3	2:07.405	+58.410	14:54:41.951
4	1:47.777	+38.782	14:56:29.728
5	1:08.995		14:57:38.723
6	1:09.072	+0.077	14:58:47.795
7	1:09.732	+0.737	14:59:57.527
8	1:10.116	+1.121	15:01:07.643
(63) Derek Hogan			
1	1:10.436	+0.812	14:51:19.403
2	1:11.121	+1.497	14:52:30.524

Lap	Lap Tm	Diff	Time of Day
3	2:08.128	+58.504	14:54:38.652
4	1:49.025	+39.401	14:56:27.677
5	1:09.644	+0.020	14:57:37.321
6	1:09.624		14:58:46.945
7	1:10.169	+0.545	14:59:57.114
8	1:17.091	+7.467	15:01:14.205
(12) Ciaran Bergin			
1	1:15.340	+2.696	14:51:25.580
2	1:14.733	+2.089	14:52:40.313
3	2:02.459	+49.815	14:54:42.772
4	1:48.124	+35.480	14:56:30.896
5	1:13.762	+1.118	14:57:44.658
6	1:13.016	+0.372	14:58:57.674
7	1:12.644		15:00:10.318
8	1:12.673	+0.029	15:01:22.991

Lap	Lap Tm	Diff	Time of Day
-----	--------	------	-------------

Results provisional until the conclusion of judicial and technical matters

Orbits

Chief Timekeeper: D.Bradfield

Clerk of the Course:

Live timing available at timing.rhwright.co.uk

www.mylaps.com

Licensed to: R.H.Wright Timing



R.H.Wright Timing

Kirkistown 500MRCI Race Meeting

Sorted on Laps

Legends

Kirkistown 500 MRCI 1.512 miles

Race 9

26/06/2021 15:10

Race (8 Laps) started at 14:50:08

Pos	No.	Name	Make	Laps	Total Tm	Best Tm	Best Speed	In Lap	Avg. Speed
1	1	Geoff Richardson	1.2 Ford Legend	8	10:47.341	1:07.334	80.836	5	67.266
2	2	Jamie Moylan	1.2 Ford Legend	8	10:48.504	1:07.180	81.021	5	67.146
3	37	Ivor Greenwood	1.2 Ford Legend	8	10:49.200	1:07.308	80.867	6	67.074
4	22	Peter Barrable	1.2 Ford Legend	8	10:50.055	1:07.104	81.113	6	66.985
5	24	Greg Richardson	1.2 Ford Legend	8	10:51.389	1:07.763	80.324	6	66.848
6	50	David Yamamoto	1.2 Ford Legend	8	10:57.640	1:09.173	78.687	5	66.213
7	8	Ruari O'Dowd	1.2 Chevy Legend	8	10:59.027	1:08.995	78.890	5	66.073
8	63	Derek Hogan	1.2 Legend	8	11:05.589	1:09.624	78.177	6	65.422
9	12	Ciaran Bergin	1.2 Chevy Legend	8	11:14.375	1:12.644	74.927	7	64.570
Not classified									
DNF	55	Owen Lawlor	1.2 Legend		0.251		-	0	-
DNF	21	Robert Barrable	1.2 Ford Legend		0.545		-	0	-
DNF	16	Gordon Brown	1.2 Ford Legend		0.769		-	0	-

Margin of Victory

Avg. Speed

Best Lap Tm

Best Speed

Best Lap by

1.163

67.266

1:07.104

81.113

22 - Peter Barrable

Results provisional until the conclusion of judicial and technical matters

Orbits

Chief Timekeeper: D.Bradfield

Clerk of the Course:

Live timing available at timing.rhwright.co.uk

www.mylaps.com

Licensed to: R.H.Wright Timing

Printed: 26/06/2021 15:01:48



Kirkistown 500MRCI Race Meeting

Legends

Kirkistown 500 MRCI 1.512 miles

Race 9

26/06/2021 15:10

Race (8 Laps) started at 14:50:08

6

12 Ciaran Bergin

11

8 Ruari O'Dowd

12

5

16 Gordon Brown

9

22 Peter Barrable

10

4

21 Robert Barrable

7

24 Greg Richardson

8

3

50 David Yamamoto

5

2 Jamie Moylan

6

2

37 Ivor Greenwood

3

63 Derek Hogan

4

1

1 Geoff Richardson

1

55 Owen Lawlor

2

POLE POSITION

Results provisional until the conclusion of judicial and technical matters

Orbits

Chief Timekeeper: D.Bradfield

Clerk of the Course:

Live timing available at timing.rhwright.co.uk

www.mylaps.com

Licensed to: R.H.Wright Timing



Kirkistown 500MRCI Race Meeting


Kirkistown 500 MRCI 1.512 miles

Legends

Race 14 (Final)

26/06/2021 17:40

Race (8 Laps) started at 17:03:27



Lap	Lap Tm	Diff	Time of Day
(21) Robert Barrable			
1	1:08.509	+1.242	17:04:35.860
2	1:07.267		17:05:43.127
3	1:07.316	+0.049	17:06:50.443
4	1:07.530	+0.263	17:07:57.973
5	1:07.394	+0.127	17:09:05.367
6	1:07.587	+0.320	17:10:12.954
7	1:07.268	+0.001	17:11:20.222
8	1:07.636	+0.369	17:12:27.858

Lap	Lap Tm	Diff	Time of Day
(1) Geoff Richardson			
1	1:11.245	+4.420	17:04:39.499
2	1:07.192	+0.367	17:05:46.691
3	1:07.296	+0.471	17:06:53.987
4	1:06.920	+0.095	17:08:00.907
5	1:07.249	+0.424	17:09:08.156
6	1:06.825		17:10:14.981
7	1:07.127	+0.302	17:11:22.108
8	1:07.325	+0.500	17:12:29.433

Lap	Lap Tm	Diff	Time of Day
(22) Peter Barrable			
1	1:10.156	+3.167	17:04:38.262
2	1:07.266	+0.277	17:05:45.528
3	1:07.551	+0.562	17:06:53.079
4	1:07.788	+0.799	17:08:00.867
5	1:07.485	+0.496	17:09:08.352
6	1:06.989		17:10:15.341
7	1:07.199	+0.210	17:11:22.540
8	1:07.873	+0.884	17:12:30.413

Lap	Lap Tm	Diff	Time of Day
(37) Ivor Greenwood			
1	1:11.293	+3.537	17:04:39.284
2	1:07.964	+0.208	17:05:47.248
3	1:08.420	+0.664	17:06:55.668
4	1:08.056	+0.300	17:08:03.724
5	1:07.756		17:09:11.480
6	1:07.920	+0.164	17:10:19.400
7	1:08.629	+0.873	17:11:28.029
8	1:08.626	+0.870	17:12:36.655

Lap	Lap Tm	Diff	Time of Day
(24) Greg Richardson			
1	1:12.010	+4.601	17:04:39.912
2	1:07.409		17:05:47.321
3	1:08.444	+1.035	17:06:55.765
4	1:08.185	+0.776	17:08:03.950
5	1:07.904	+0.495	17:09:11.854
6	1:07.740	+0.331	17:10:19.594
7	1:08.753	+1.344	17:11:28.347
8	1:08.540	+1.131	17:12:36.887

Lap	Lap Tm	Diff	Time of Day
(16) Gordon Brown			
1	1:10.073	+1.928	17:04:37.237
2	1:08.677	+0.532	17:05:45.914
3	1:08.389	+0.244	17:06:54.303
4	1:08.145		17:08:02.448
5	1:08.326	+0.181	17:09:10.774
6	1:09.098	+0.953	17:10:19.872
7	1:09.471	+1.326	17:11:29.343
8	1:08.843	+0.698	17:12:38.186

Lap	Lap Tm	Diff	Time of Day
(63) Derek Hogan			
1	1:12.684	+3.409	17:04:40.312
2	1:09.275		17:05:49.587
3	1:11.083	+1.808	17:07:00.670
4	1:11.566	+2.291	17:08:12.236
5	1:10.891	+1.616	17:09:23.127
6	1:10.158	+0.883	17:10:33.285
7	1:10.637	+1.362	17:11:43.922
8	1:10.213	+0.938	17:12:54.135

Lap	Lap Tm	Diff	Time of Day
(50) David Yamamoto			
1	1:17.679	+9.136	17:04:45.522
2	1:08.543		17:05:54.065

Lap	Lap Tm	Diff	Time of Day
3	1:09.909	+1.366	17:07:03.974
4	1:10.011	+1.468	17:08:13.985
5	1:09.342	+0.799	17:09:23.327
6	1:09.872	+1.329	17:10:33.199
7	1:11.145	+2.602	17:11:44.344
8	1:09.994	+1.451	17:12:54.338

Lap	Lap Tm	Diff	Time of Day
(12) Ciaran Bergin			
1	1:14.581	+3.299	17:04:42.175
2	1:11.857	+0.575	17:05:54.032
3	1:13.120	+1.838	17:07:07.152
4	1:11.282		17:08:18.434
5	1:12.118	+0.836	17:09:30.552
6	1:11.605	+0.323	17:10:42.157
7	1:12.646	+1.364	17:11:54.803
8	1:12.025	+0.743	17:13:06.828

Lap	Lap Tm	Diff	Time of Day
(2) Jamie Moylan			
1	1:39.974	+11.438	17:05:08.034
2	1:30.896	+2.360	17:06:38.930
3	1:30.978	+2.442	17:08:09.908
4	1:33.380	+4.844	17:09:43.288
5	1:28.536		17:11:11.824
6	1:33.532	+4.996	17:12:45.356

Lap	Lap Tm	Diff	Time of Day
(55) Owen Lawlor			
1	1:20.336		17:04:47.674

Results provisional until the conclusion of judicial and technical matters

Orbits

Chief Timekeeper: D.Bradfield

Clerk of the Course:

Live timing available at timing.rhwright.co.uk

www.mylaps.com

Licensed to: R.H.Wright Timing



R.H.Wright Timing

Kirkistown 500MRCI Race Meeting

Sorted on Laps

Legends

Kirkistown 500 MRCI 1.512 miles

Race 14 (Final)

26/06/2021 17:40

Race (8 Laps) started at 17:03:27

Pos	No.	Name	Make	Laps	Total Tm	Best Tm	Best Speed	In Lap	Avg. Speed
1	21	Robert Barrable	1.2 Ford Legend	8	9:00.694	1:07.267	80.917	2	80.534
2	1	Geoff Richardson	1.2 Ford Legend	8	9:02.269	1:06.825	81.452	6	80.300
3	22	Peter Barrable	1.2 Ford Legend	8	9:03.249	1:06.989	81.252	6	80.155
4	37	Ivor Greenwood	1.2 Ford Legend	8	9:09.491	1:07.756	80.333	5	79.245
5	24	Greg Richardson	1.2 Ford Legend	8	9:09.723	1:07.409	80.746	2	79.211
6	16	Gordon Brown	1.2 Ford Legend	8	9:11.022	1:08.145	79.874	4	79.024
7	63	Derek Hogan	1.2 Legend	8	9:26.971	1:09.275	78.571	2	76.801
8	50	David Yamamoto	1.2 Ford Legend	8	9:27.174	1:08.543	79.410	2	76.774
9	12	Ciaran Bergin	1.2 Chevy Legend	8	9:39.664	1:11.282	76.359	4	75.120
10	2	Jamie Moylan	1.2 Ford Legend	6	9:18.192	1:28.536	61.478	5	58.507
Not classified									
DNF	55	Owen Lawlor	1.2 Legend	1	1:20.510	1:20.336	67.753	1	67.607
DNS	8	Ruari O'Dowd	1.2 Chevy Legend				-	0	-

Margin of Victory

Avg. Speed

Best Lap Tm

Best Speed

Best Lap by

1.575

80.534

1:06.825

81.452

1 - Geoff Richardson

Results provisional until the conclusion of judicial and technical matters

Orbits

Chief Timekeeper: D.Bradfield

Clerk of the Course:

Live timing available at timing.rhwright.co.uk

www.mylaps.com

Licensed to: R.H.Wright Timing

Printed: 27/06/2021 10:18:43



Kirkistown 500MRCI Race Meeting


Legends

Kirkistown 500 MRCI 1.512 miles

Race 14 (Final)

26/06/2021 17:40

Race (8 Laps) started at 17:03:27



6

1 Geoff Richardson

11

8 Ruari O'Dowd

12

5

2 Jamie Moylan

9

22 Peter Barrable

10

4

24 Greg Richardson

7

37 Ivor Greenwood

8

3

63 Derek Hogan

5

50 David Yamamoto

6

2

12 Ciaran Bergin

3

21 Robert Barrable

4

1


16 Gordon Brown

1

55 Owen Lawlor

2

POLE POSITION



Results provisional until the conclusion of judicial and technical matters

Orbits

Chief Timekeeper: D.Bradfield

Clerk of the Course:

Live timing available at timing.rhwright.co.uk

www.mylaps.com

Licensed to: R.H.Wright Timing



Kirkistown 500MRCI Race Meeting


Roadsports

Kirkistown 500 MRCI 1.512 miles

Qualifying

26/06/2021 09:30

Qualifying started at 9:48:34



Lap	Lap Tm	Diff	Time of Day
(20) Jim Larkham			
1	1:10.569	+9.795	9:51:11.836
2	1:02.341	+1.567	9:52:14.177
3	1:00.774		9:53:14.951
4	1:01.051	+0.277	9:54:16.002
5	1:02.713	+1.939	9:55:18.715
6	1:06.177	+5.403	9:56:24.892
7	1:01.440	+0.666	9:57:26.332
8	1:01.663	+0.889	9:58:27.995
9	1:01.060	+0.286	9:59:29.055

Lap	Lap Tm	Diff	Time of Day
(3) Niall Fitzsimmons			
1	1:10.592	+9.380	9:51:12.300
2	1:03.450	+2.218	9:52:15.750
3	1:01.232		9:53:16.982
4	1:02.044	+0.812	9:54:19.026
5	1:01.702	+0.470	9:55:20.728
6	1:03.533	+2.301	9:56:24.261
7	1:02.248	+1.016	9:57:26.509
8	1:02.842	+1.610	9:58:29.351
9	1:01.552	+0.320	9:59:30.903

Lap	Lap Tm	Diff	Time of Day
(56) John Benson			
1	1:09.946	+8.332	9:51:14.006
2	1:03.218	+1.604	9:52:17.224
3	1:02.416	+0.802	9:53:19.640
4	1:01.614		9:54:21.254
5	1:01.838	+0.224	9:55:23.092
6	1:02.788	+1.174	9:56:25.880
7	1:01.804	+0.190	9:57:27.684
8	1:02.208	+0.594	9:58:29.892
9	1:02.178	+0.564	9:59:32.070

Lap	Lap Tm	Diff	Time of Day
(40) Maurice McClay			
1	1:12.888	+9.556	9:51:20.117
2	1:13.073	+9.741	9:52:33.190
3	1:03.943	+0.611	9:53:37.133
4	1:03.886	+0.554	9:54:41.019
5	1:03.332		9:55:44.351
6	1:03.723	+0.391	9:56:48.074
7	1:04.475	+1.143	9:57:52.549
8	1:10.862	+7.530	9:59:03.411

Lap	Lap Tm	Diff	Time of Day
(55) Bernard Foley			
1	1:10.788	+7.410	9:51:15.852
2	1:06.887	+3.509	9:52:22.739
3	1:06.343	+2.965	9:53:29.082
4	1:04.521	+1.143	9:54:33.603
5	1:04.109	+0.731	9:55:37.712
6	1:04.306	+0.928	9:56:42.018
7	1:04.054	+0.676	9:57:46.072
8	1:03.378		9:58:49.450

Lap	Lap Tm	Diff	Time of Day
(10) Brendan Casement			
1	1:11.401	+7.328	9:51:13.582
2	1:06.634	+2.561	9:52:20.216
3	1:05.674	+1.601	9:53:25.890
4	1:05.146	+1.073	9:54:31.036
5	1:05.137	+1.064	9:55:36.173
6	1:04.073		9:56:40.246
7	1:06.939	+2.866	9:57:47.185
8	1:05.076	+1.003	9:58:52.261

Lap	Lap Tm	Diff	Time of Day
(54) Steve Morris			
1	1:11.285	+6.482	9:51:15.018
2	1:07.277	+2.474	9:52:22.295
3	1:07.174	+2.371	9:53:29.469
4	1:07.094	+2.291	9:54:36.563
5	1:05.589	+0.786	9:55:42.152
6	1:05.216	+0.413	9:56:47.368
7	1:04.803		9:57:52.171
8	1:08.182	+3.379	9:59:00.353

Lap	Lap Tm	Diff	Time of Day
(641) Brian Elliott			
1	1:09.784	+2.563	9:51:19.796
2	1:09.332	+2.111	9:52:29.128
3	1:08.915	+1.694	9:53:38.043
4	1:07.808	+0.587	9:54:45.851
5	1:08.935	+1.714	9:55:54.786
6	1:08.534	+1.313	9:57:03.320
7	1:07.642	+0.421	9:58:10.962
8	1:07.221		9:59:18.183

Lap	Lap Tm	Diff	Time of Day
-----	--------	------	-------------

Results provisional until the conclusion of judicial and technical matters

Orbits

Chief Timekeeper: D.Bradfield

Clerk of the Course:

Live timing available at timing.rhwright.co.uk

www.mylaps.com

Licensed to: R.H.Wright Timing



R.H.Wright Timing

Kirkistown 500MRCI Race Meeting

Sorted on best lap time

Roadsports

Kirkistown 500 MRCI 1.512 miles

Qualifying

26/06/2021 09:30

Qualifying started at 9:48:34

Pos	No.	Name	Make	Best Tm	Diff	In Lap	Best Speed	2nd Best	2nd Lap
1	20	Jim Larkham	1.3 Radical PR06	1:00.774		3	89.562	1:01.051	4
2	3	Niall Fitzsimmons	1.3 Radical	1:01.232	0.458	3	88.892	1:01.552	9
3	56	John Benson	2.0 Crossle 37S	1:01.614	0.840	4	88.341	1:01.804	7
4	40	Maurice McClay	2.0 Westfield GM	1:03.332	2.558	5	85.944	1:03.723	6
5	55	Bernard Foley	2.0 Crossle 42S	1:03.378	2.604	8	85.882	1:04.054	7
6	10	Brendan Casement	2.0 Vauxhall Tigra	1:04.073	3.299	6	84.950	1:05.076	8
7	54	Steve Morris	2.0 Crossle 42S	1:04.803	4.029	7	83.993	1:05.216	6
8	641	Brian Elliott	1.0 Westfield Honda	1:07.221	6.447	8	80.972	1:07.642	7

Results provisional until the conclusion of judicial and technical matters

Orbits

Chief Timekeeper: D.Bradfield

Clerk of the Course:

Live timing available at timing.rhwright.co.uk

www.mylaps.com

Licensed to: R.H.Wright Timing

Printed: 26/06/2021 09:59:45



Kirkistown 500MRCI Race Meeting


Roadsports

Kirkistown 500 MRCI 1.512 miles

Race 3

26/06/2021 11:45

Race (12:00 and 1 Laps) started at 11:38:42



Lap	Lap Tm	Diff	Time of Day
(20) Jim Larkham			
1	1:08.110	+7.661	11:39:53.051
2	1:01.294	+0.845	11:40:54.345
3	1:01.981	+1.532	11:41:56.326
4	1:00.449		11:42:56.775
5	1:00.656	+0.207	11:43:57.431
6	1:01.584	+1.135	11:44:59.015
7	1:00.566	+0.117	11:45:59.581
8	1:00.999	+0.550	11:47:00.580
9	1:01.292	+0.843	11:48:01.872
10	1:00.972	+0.523	11:49:02.844
11	1:01.613	+1.164	11:50:04.457
12	1:01.787	+1.338	11:51:06.244
13	1:01.438	+0.989	11:52:07.682
(56) John Benson			
1	1:07.574	+6.426	11:39:52.698
2	1:01.410	+0.262	11:40:54.108
3	1:03.021	+1.873	11:41:57.129
4	1:01.629	+0.481	11:42:58.758
5	1:01.378	+0.230	11:44:00.136
6	1:02.063	+0.915	11:45:02.199
7	1:01.617	+0.469	11:46:03.816
8	1:01.798	+0.650	11:47:05.614
9	1:02.607	+1.459	11:48:08.221
10	1:01.558	+0.410	11:49:09.779
11	1:01.148		11:50:10.927
12	1:01.342	+0.194	11:51:12.269
13	1:01.656	+0.508	11:52:13.925
(3) Niall Fitzsimmons			
1	1:06.937	+5.840	11:39:51.186
2	1:02.845	+1.748	11:40:54.031
3	1:01.612	+0.515	11:41:55.643
4	1:01.604	+0.507	11:42:57.247
5	1:01.382	+0.285	11:43:58.629
6	1:01.185	+0.088	11:44:59.814
7	1:08.958	+7.861	11:46:08.772
8	1:02.179	+1.082	11:47:10.951
9	1:01.418	+0.321	11:48:12.369
10	1:01.097		11:49:13.466
11	1:01.393	+0.296	11:50:14.859
12	1:01.284	+0.187	11:51:16.143
13	1:01.270	+0.173	11:52:17.413
(40) Maurice McClay			
1	1:08.043	+5.252	11:39:53.067
2	1:04.105	+1.314	11:40:57.172
3	1:02.791		11:41:59.963
4	1:02.810	+0.019	11:43:02.773
5	1:03.261	+0.470	11:44:06.034
6	1:03.334	+0.543	11:45:09.368
7	1:03.315	+0.524	11:46:12.683
8	1:03.728	+0.937	11:47:16.411
9	1:03.180	+0.389	11:48:19.591
10	1:03.261	+0.470	11:49:22.852
11	1:03.381	+0.590	11:50:26.233
12	1:03.071	+0.280	11:51:29.304
13	1:03.126	+0.335	11:52:32.430
(55) Bernard Foley			
1	1:10.161	+6.592	11:39:55.750
2	1:04.730	+1.161	11:41:00.480
3	1:07.309	+3.740	11:42:07.789
4	1:04.103	+0.534	11:43:11.892
5	1:04.266	+0.697	11:44:16.158
6	1:04.861	+1.292	11:45:21.019
7	1:04.624	+1.055	11:46:25.643
8	1:05.045	+1.476	11:47:30.688
9	1:03.770	+0.201	11:48:34.458
10	1:06.540	+2.971	11:49:40.998
11	1:03.717	+0.148	11:50:44.715
12	1:03.640	+0.071	11:51:48.355

Lap	Lap Tm	Diff	Time of Day
13	1:03.569		11:52:51.924
(54) Steve Morris			
1	1:11.321	+7.090	11:39:57.380
2	1:05.425	+1.194	11:41:02.805
3	1:06.092	+1.861	11:42:08.897
4	1:04.724	+0.493	11:43:13.621
5	1:05.035	+0.804	11:44:18.656
6	1:04.417	+0.186	11:45:23.073
7	1:04.231		11:46:27.304
8	1:04.546	+0.315	11:47:31.850
9	1:05.283	+1.052	11:48:37.133
10	1:05.935	+1.704	11:49:43.068
11	1:04.686	+0.455	11:50:47.754
12	1:04.534	+0.303	11:51:52.288
13	1:04.441	+0.210	11:52:56.729
(64) Brian Elliott			
1	1:11.399	+5.675	11:39:58.407
2	1:05.904	+0.180	11:41:04.311
3	1:07.302	+1.578	11:42:11.613
4	1:06.841	+1.117	11:43:18.454
5	1:06.882	+1.158	11:44:25.336
6	1:06.380	+0.656	11:45:31.716
7	1:06.409	+0.685	11:46:38.125
8	1:06.223	+0.499	11:47:44.348
9	1:06.020	+0.296	11:48:50.368
10	1:05.724		11:49:56.092
11	1:07.174	+1.450	11:51:03.266
12	1:06.742	+1.018	11:52:10.008
(10) Brendan Casement			
1	1:10.331	+6.036	11:39:56.149
2	1:04.342	+0.047	11:41:00.491
3	1:19.353	+15.058	11:42:19.844
4	1:04.295		11:43:24.139
5	1:05.652	+1.357	11:44:29.791
6	1:04.831	+0.536	11:45:34.622

Results provisional until the conclusion of judicial and technical matters

Orbits

Chief Timekeeper: D.Bradfield

Clerk of the Course:

Live timing available at timing.rhwright.co.uk

www.mylaps.com

Licensed to: R.H.Wright Timing



Kirkistown 500MRCI Race Meeting

Sorted on Laps

Roadsports

Kirkistown 500 MRCI 1.512 miles

Race 3

26/06/2021 11:45

Race (12:00 and 1 Laps) started at 11:38:42

Pos	No.	Name	Make	Laps	Total Tm	Best Tm	Best Speed	In Lap	Avg. Speed
Roadsports A									
1	40	Maurice McClay	2.0 Westfield GM	13	13:50.271	1:02.791	86.685	3	85.224
Not classified									
DNF	10	Brendan Casement	2.0 Vauxhall Tigra	6	6:52.463	1:04.295	84.657	4	79.178
Roadsports B									
1	641	Brian Elliott	1.0 Westfield Honda	12	13:27.849	1:05.724	82.816	10	80.852
Roadsports C									
1	20	Jim Larkham	1.3 Radical PR06	13	13:25.523	1:00.449	90.043	4	87.843
2	56	John Benson	2.0 Crossle 37S	13	13:31.766	1:01.148	89.014	11	87.167
3	3	Niall Fitzsimmons	1.3 Radical	13	13:35.254	1:01.097	89.088	10	86.794
4	55	Bernard Foley	2.0 Crossle 42S	13	14:09.765	1:03.569	85.624	13	83.269
5	54	Steve Morris	2.0 Crossle 42S	13	14:14.570	1:04.231	84.741	7	82.801

Margin of Victory	Avg. Speed	Best Lap Tm	Best Speed	Best Lap by
6.243	87.843	1:00.449	90.043	20 - Jim Larkham

Results provisional until the conclusion of judicial and technical matters

Orbits

Chief Timekeeper: D.Bradfield

Clerk of the Course:

Live timing available at timing.rhwright.co.uk

www.mylaps.com

Licensed to: R.H.Wright Timing



Kirkistown 500MRCI Race Meeting


Roadsports

Kirkistown 500 MRCI 1.512 miles

Race 3

26/06/2021 11:45

Race (12:00 and 1 Laps) started at 11:38:42



4

1:04.803
54 Steve Morris

7

1:07.221
641 Brian Elliott

8

3

1:03.378
55 Bernard Foley

5

1:04.073
10 Brendan Casement

6

2

1:01.614
56 John Benson

3

1:03.332
40 Maurice McClay

4

1


1:00.774
20 Jim Larkham

1

1:01.232
3 Niall Fitzsimmons

2

POLE POSITION



Results provisional until the conclusion of judicial and technical matters

Orbits

Chief Timekeeper: D.Bradfield

Clerk of the Course:

Live timing available at timing.rhwright.co.uk

www.mylaps.com

Licensed to: R.H.Wright Timing



Kirkistown 500MRCI Race Meeting


Roadsports

Kirkistown 500 MRCI 1.512 miles

Race 11

26/06/2021 16:10

Race (12:00 and 1 Laps) started at 15:42:43



Lap	Lap Tm	Diff	Time of Day
(20) Jim Larkham			
1	1:06.779	+5.881	15:43:53.345
2	1:02.322	+1.424	15:44:55.667
3	1:01.779	+0.881	15:45:57.446
4	1:02.466	+1.568	15:46:59.912
5	1:02.256	+1.358	15:48:02.168
6	1:02.860	+1.962	15:49:05.028
7	1:02.740	+1.842	15:50:07.768
8	1:02.229	+1.331	15:51:09.997
9	1:02.374	+1.476	15:52:12.371
10	1:01.893	+0.995	15:53:14.264
11	1:02.691	+1.793	15:54:16.955
12	1:01.788	+0.890	15:55:18.743
13	1:00.898		15:56:19.641

Lap	Lap Tm	Diff	Time of Day
(3) Niall Fitzsimmons			
1	1:08.232	+6.950	15:43:54.487
2	1:02.838	+1.556	15:44:57.325
3	1:02.729	+1.447	15:46:00.054
4	1:03.033	+1.751	15:47:03.087
5	1:02.591	+1.309	15:48:05.678
6	1:02.078	+0.796	15:49:07.756
7	1:02.200	+0.918	15:50:09.956
8	1:02.495	+1.213	15:51:12.451
9	1:01.850	+0.568	15:52:14.301
10	1:01.583	+0.301	15:53:15.884
11	1:01.713	+0.431	15:54:17.597
12	1:01.950	+0.668	15:55:19.547
13	1:01.282		15:56:20.829

Lap	Lap Tm	Diff	Time of Day
(55) Bernard Foley			
1	1:14.490	+10.608	15:44:02.004
2	1:07.251	+3.369	15:45:09.255
3	1:06.121	+2.239	15:46:15.376
4	1:05.136	+1.254	15:47:20.512
5	1:05.677	+1.795	15:48:26.189
6	1:04.952	+1.070	15:49:31.141
7	1:04.908	+1.026	15:50:36.049
8	1:04.516	+0.634	15:51:40.565
9	1:04.379	+0.497	15:52:44.944
10	1:04.750	+0.868	15:53:49.694
11	1:04.463	+0.581	15:54:54.157
12	1:03.882		15:55:58.039
13	1:04.724	+0.842	15:57:02.763

Lap	Lap Tm	Diff	Time of Day
(40) Maurice McClay			
1	1:13.408	+9.300	15:44:00.251
2	1:06.362	+2.254	15:45:06.613
3	1:04.814	+0.706	15:46:11.427
4	1:05.685	+1.577	15:47:17.112
5	1:09.982	+5.874	15:48:27.094
6	1:07.677	+3.569	15:49:34.771
7	1:06.929	+2.821	15:50:41.700
8	1:04.672	+0.564	15:51:46.372
9	1:04.323	+0.215	15:52:50.695
10	1:04.876	+0.768	15:53:55.571
11	1:04.243	+0.135	15:54:59.814
12	1:04.108		15:56:03.922
13	1:04.279	+0.171	15:57:08.201

Lap	Lap Tm	Diff	Time of Day
(641) Brian Elliott			
1	1:15.783	+8.887	15:44:06.716
2	1:08.211	+1.315	15:45:14.927
3	1:08.056	+1.160	15:46:22.983
4	1:07.951	+1.055	15:47:30.934
5	1:07.502	+0.606	15:48:38.436
6	1:07.523	+0.627	15:49:45.959
7	1:07.113	+0.217	15:50:53.072
8	1:07.810	+0.914	15:52:00.882
9	1:08.106	+1.210	15:53:08.988
10	1:07.999	+1.103	15:54:16.987
11	1:07.915	+1.019	15:55:24.902
12	1:06.896		15:56:31.798

Lap	Lap Tm	Diff	Time of Day
(54) Steve Morris			
1	1:13.259	+7.645	15:44:01.228
2	1:08.165	+2.551	15:45:09.393
3	1:07.179	+1.565	15:46:16.572
4	1:05.614		15:47:22.186
5	1:05.961	+0.347	15:48:28.147
6	1:06.786	+1.172	15:49:34.933

Results provisional until the conclusion of judicial and technical matters

Orbits

Chief Timekeeper: D.Bradfield

Clerk of the Course:

Live timing available at timing.rhwright.co.uk

www.mylaps.com

Licensed to: R.H.Wright Timing



R.H.Wright Timing

Kirkistown 500MRCI Race Meeting

Sorted on Laps

Roadsports

Kirkistown 500 MRCI 1.512 miles

Race 11

26/06/2021 16:10

Race (12:00 and 1 Laps) started at 15:42:43

Pos	No.	Name	Make	Laps	Total Tm	Best Tm	Best Speed	In Lap	Avg. Speed
Roadsports A									
1	40	Maurice McClay	2.0 Westfield GM	13	14:24.276	1:04.108	84.904	12	81.871
Not classified									
DNS	10	Brendan Casement	2.0 Vauxhall Tigra				-	0	-
Roadsports B									
1	641	Brian Elliott	1.0 Westfield Honda	12	13:47.873	1:06.896	81.365	12	78.896
Roadsports C									
1	20	Jim Larkham	1.3 Radical PR06	13	13:35.716	1:00.898	89.379	13	86.745
2	3	Niall Fitzsimmons	1.3 Radical	13	13:36.904	1:01.282	88.819	13	86.619
3	55	Bernard Foley	2.0 Crossle 42S	13	14:18.838	1:03.882	85.204	12	82.390
Not classified									
DNF	54	Steve Morris	2.0 Crossle 42S	6	6:51.008	1:05.614	82.955	4	79.459
DNF	56	John Benson	2.0 Crossle 37S		2.982		-	0	-

Margin of Victory	Avg. Speed	Best Lap Tm	Best Speed	Best Lap by
1.188	86.745	1:00.898	89.379	20 - Jim Larkham

Results provisional until the conclusion of judicial and technical matters

Orbits

Chief Timekeeper: D.Bradfield

Clerk of the Course:

Live timing available at timing.rhwright.co.uk

www.mylaps.com

Licensed to: R.H.Wright Timing

Printed: 26/06/2021 15:57:28



Kirkistown 500MRCI Race Meeting


Roadsports

Kirkistown 500 MRCI 1.512 miles

Race 11

26/06/2021 16:10

Race (12:00 and 1 Laps) started at 15:42:43



4

1:05.216
54 Steve Morris

7

1:07.642
641 Brian Elliott

8

3

1:04.054
55 Bernard Foley

5

1:05.076
10 Brendan Casement

6

2

1:01.804
56 John Benson

3

1:03.723
40 Maurice McClay

4

1

1:01.051
20 Jim Larkham

1

1:01.552
3 Niall Fitzsimmons

2

POLE POSITION



Results provisional until the conclusion of judicial and technical matters

Orbits

Chief Timekeeper: D.Bradfield

Clerk of the Course:

Live timing available at timing.rhwright.co.uk

www.mylaps.com

Licensed to: R.H.Wright Timing



Kirkistown 500MRCI Race Meeting


Saloons/GT

Kirkistown 500 MRCI 1.512 miles

Qualifying

26/06/2021 09:00

Qualifying started at 9:12:00



Lap	Lap Tm	Diff	Time of Day
(11) Mike Johnston			
1	1:02.896	+4.235	9:15:19.328
2	1:00.283	+1.622	9:16:19.611
3	1:00.611	+1.950	9:17:20.222
4	59.604	+0.943	9:18:19.826
5	58.661		9:19:18.487
6	1:00.027	+1.366	9:20:18.514
7	59.045	+0.384	9:21:17.559
(63) Peter Baxter			
1	1:14.145	+13.172	9:15:40.339
2	1:05.893	+4.920	9:16:46.232
3	1:03.800	+2.827	9:17:50.032
4	1:02.334	+1.361	9:18:52.366
5	1:01.201	+0.228	9:19:53.567
6	1:01.201	+0.228	9:20:54.768
7	1:00.973		9:21:55.741
8	1:01.085	+0.112	9:22:56.826
(83) Stephen Traub			
1	1:16.678	+15.334	9:15:20.523
2	1:09.381	+8.037	9:16:29.904
3	1:04.437	+3.093	9:17:34.341
4	1:07.141	+5.797	9:18:41.482
5	1:02.790	+1.446	9:19:44.272
6	1:02.507	+1.163	9:20:46.779
7	1:01.391	+0.047	9:21:48.170
8	1:01.344		9:22:49.514
(142) Paul Parr			
1	1:06.993	+4.976	9:14:35.779
2	1:05.516	+3.499	9:15:41.295
3	1:06.178	+4.161	9:16:47.473
4	1:04.008	+1.991	9:17:51.481
5	1:02.568	+0.551	9:18:54.049
6	1:03.698	+1.681	9:19:57.747
7	1:02.458	+0.441	9:21:00.205
8	1:03.527	+1.510	9:22:03.732
9	1:02.017		9:23:05.749
(333) Ian Newport			
1	1:07.320	+4.048	9:14:43.808
2	1:10.028	+6.756	9:15:53.836
3	1:04.117	+0.845	9:16:57.953
4	1:03.758	+0.486	9:18:01.711
5	1:04.371	+1.099	9:19:06.082
6	1:03.808	+0.536	9:20:09.890
7	1:03.586	+0.314	9:21:13.476
8	1:03.272		9:22:16.748
(49) Philip Jones			
1	1:06.001	+2.210	9:14:30.837
2	1:08.296	+4.505	9:15:38.933
3	1:04.172	+0.381	9:16:43.105
4	1:03.995	+0.204	9:17:47.100
5	1:04.098	+0.307	9:18:51.198
6	1:03.791		9:19:54.989
(22) Charlie Linnane			
1	1:14.836	+9.855	9:15:14.721
2	1:10.054	+5.073	9:16:24.775
3	1:05.773	+0.792	9:17:30.548
p4	2:06.658	+1:01.677	9:19:37.206
5	1:12.395	+7.414	9:20:49.601
6	1:05.154	+0.173	9:21:54.755
7	1:04.981		9:22:59.736
(133) John Newport			
1	1:19.399	+9.797	9:15:17.647
2	1:15.372	+5.770	9:16:33.019
3	1:14.584	+4.982	9:17:47.603
4	1:13.406	+3.804	9:19:01.009
5	1:10.801	+1.199	9:20:11.810

Lap	Lap Tm	Diff	Time of Day
6	1:09.799	+0.197	9:21:21.609
7	1:09.602		9:22:31.211
(33) Donal O'Neil			
1	1:20.208	+8.379	9:17:37.851
2	1:15.476	+3.647	9:18:53.327
3	1:12.988	+1.159	9:20:06.315
4	1:12.089	+0.260	9:21:18.404
5	1:11.829		9:22:30.233
(31) Keith Wray			
1	1:20.151	+6.709	9:16:01.818
2	1:13.967	+0.525	9:17:15.785
3	1:13.951	+0.509	9:18:29.736
4	1:13.442		9:19:43.178
5	1:15.574	+2.132	9:20:58.752
6	1:19.682	+6.240	9:22:18.434
(909) Pdraig Forde			
1	1:19.863	+4.805	9:15:26.860
2	1:16.436	+1.378	9:16:43.296
3	1:16.750	+1.692	9:18:00.046
4	1:16.081	+1.023	9:19:16.127
5	1:17.094	+2.036	9:20:33.221
6	1:15.331	+0.273	9:21:48.552
7	1:15.058		9:23:03.610

Results provisional until the conclusion of judicial and technical matters

Orbits

Chief Timekeeper: D.Bradfield

Clerk of the Course:

Live timing available at timing.rhwright.co.uk

www.mylaps.com

Licensed to: R.H.Wright Timing



R.H.Wright Timing

Kirkistown 500MRCI Race Meeting

Sorted on best lap time

Saloons/GT

Kirkistown 500 MRCI 1.512 miles

Qualifying

26/06/2021 09:00

Qualifying started at 9:12:00

Pos	No.	Name	Make	Best Tm	Diff	In Lap	Best Speed	2nd Best	2nd Lap
GT									
1	11	Mike Johnston	2.0 MG Midget GM	58.661		5	92.788	59.045	7
2	142	Paul Parr	2.0 Supercar	1:02.017	3.356	9	87.767	1:02.458	7
3	333	Ian Newport	2.0 Supercar	1:03.272	4.611	8	86.026	1:03.586	7
4	49	Philip Jones	2.0 Supercar	1:03.791	5.130	6	85.326	1:03.995	4
5	22	Charlie Linnane	2.0 Supercar	1:04.981	6.320	7	83.763	1:05.154	6
6	133	John Newport	2.0 Supercar	1:09.602	10.941	7	78.202	1:09.799	6
7	909	Padraig Forde	2.0 Supercar	1:15.058	16.397	7	72.518	1:15.331	6
Libre Saloons									
1	63	Peter Baxter	2.0t SEAT Leon	1:00.973		7	89.269	1:01.085	8
2	83	Stephen Traub	2.0 Honda Integra	1:01.344	0.371	8	88.729	1:01.391	7
3	33	Donal O'Neill	1.8t SEAT Cupra	1:11.829	10.856	5	75.777	1:12.089	4
4	31	Keith Wray	3.5 BMW 330i	1:13.442	12.469	4	74.113	1:13.951	3
5	2	Greer Wray	3.5 BMW 330i			0	-		0

Results provisional until the conclusion of judicial and technical matters

Orbits

Chief Timekeeper: D.Bradfield

Clerk of the Course:

Live timing available at timing.rhwright.co.uk

www.mylaps.com

Licensed to: R.H.Wright Timing



Kirkistown 500MRCI Race Meeting

Saloons/GT

Kirkistown 500 MRCI 1.512 miles

Race 1

26/06/2021 10:45

Race (12:00 and 1 Laps) started at 10:54:11

Lap	Lap Tm	Diff	Time of Day
(11) Mike Johnston			
1	1:06.947	+9.092	10:55:27.750
2	59.397	+1.542	10:56:27.147
3	59.008	+1.153	10:57:26.155
4	59.219	+1.364	10:58:25.374
5	59.367	+1.512	10:59:24.741
6	58.759	+0.904	11:00:23.500
7	57.942	+0.087	11:01:21.442
8	58.526	+0.671	11:02:19.968
9	57.855		11:03:17.823
10	58.257	+0.402	11:04:16.080
11	1:01.135	+3.280	11:05:17.215
12	1:02.092	+4.237	11:06:19.307
13	1:01.988	+4.133	11:07:21.295

Lap	Lap Tm	Diff	Time of Day
(83) Stephen Traub			
1	1:06.776	+6.551	10:55:21.087
2	1:01.743	+1.518	10:56:22.830
3	1:01.041	+0.816	10:57:23.871
4	1:00.875	+0.650	10:58:24.746
5	1:00.788	+0.563	10:59:25.534
6	1:00.643	+0.418	11:00:26.177
7	1:00.320	+0.095	11:01:26.497
8	1:01.335	+1.110	11:02:27.832
9	1:00.225		11:03:28.057
10	1:00.492	+0.267	11:04:28.549
11	1:00.532	+0.307	11:05:29.081
12	1:00.918	+0.693	11:06:29.999
13	1:01.298	+1.073	11:07:31.297

Lap	Lap Tm	Diff	Time of Day
(63) Peter Baxter			
1	1:07.651	+7.772	10:55:21.473
2	1:01.854	+1.975	10:56:23.327
3	1:01.596	+1.717	10:57:24.923
4	1:01.517	+1.638	10:58:26.440
5	59.879		10:59:26.319
6	1:00.647	+0.768	11:00:26.966
7	1:00.092	+0.213	11:01:27.058
8	1:01.126	+1.247	11:02:28.184
9	1:01.779	+1.900	11:03:29.963
10	1:00.686	+0.807	11:04:30.649
11	1:00.404	+0.525	11:05:31.053
12	1:00.848	+0.969	11:06:31.901
13	1:00.682	+0.803	11:07:32.583

Lap	Lap Tm	Diff	Time of Day
(142) Paul Parr			
1	1:06.773	+4.835	10:55:20.430
2	1:02.803	+0.865	10:56:23.233
3	1:03.013	+1.075	10:57:26.246
4	1:02.405	+0.467	10:58:28.651
5	1:01.938		10:59:30.589
6	1:02.608	+0.670	11:00:33.197
7	1:02.966	+1.028	11:01:36.163
8	1:02.635	+0.697	11:02:38.798
9	1:02.378	+0.440	11:03:41.176
10	1:03.493	+1.555	11:04:44.669
11	1:02.186	+0.248	11:05:46.855
12	1:02.556	+0.618	11:06:49.411
13	1:03.839	+1.901	11:07:53.250

Lap	Lap Tm	Diff	Time of Day
(333) Ian Newport			
1	1:07.779	+5.512	10:55:22.552
2	1:03.337	+1.070	10:56:25.889
3	1:02.936	+0.669	10:57:28.825
4	1:02.513	+0.246	10:58:31.338
5	1:02.508	+0.241	10:59:33.846
6	1:03.017	+0.750	11:00:36.863
7	1:02.790	+0.523	11:01:39.653
8	1:02.834	+0.567	11:02:42.487
9	1:02.267		11:03:44.754
10	1:02.927	+0.660	11:04:47.681
11	1:02.405	+0.138	11:05:50.086
12	1:02.375	+0.108	11:06:52.461

Lap	Lap Tm	Diff	Time of Day
(49) Philip Jones			
13	1:02.663	+0.396	11:07:55.124
1	1:06.662	+4.152	10:55:21.143
2	1:09.423	+6.913	10:56:30.566
3	1:03.635	+1.125	10:57:34.201
4	1:03.244	+0.734	10:58:37.445
5	1:02.805	+0.295	10:59:40.250
6	1:02.945	+0.435	11:00:43.195
7	1:03.114	+0.604	11:01:46.309
8	1:02.510		11:02:48.819
9	1:03.023	+0.513	11:03:51.842
10	1:03.773	+1.263	11:04:55.615
11	1:03.332	+0.822	11:05:58.947
12	1:03.458	+0.948	11:07:02.405
13	1:03.620	+1.110	11:08:06.025

Lap	Lap Tm	Diff	Time of Day
(22) Charlie Linnane			
1	1:08.816	+6.200	10:55:24.134
2	1:03.254	+0.638	10:56:27.388
3	1:03.018	+0.402	10:57:30.406
4	1:02.616		10:58:33.022
5	1:02.717	+0.101	10:59:35.739
6	1:02.927	+0.311	11:00:38.666
7	1:07.277	+4.661	11:01:45.943
8	1:03.815	+1.199	11:02:49.758
p9	1:47.558	+44.942	11:04:37.316
10	1:08.310	+5.694	11:05:45.626
11	1:05.161	+2.545	11:06:50.787
12	1:03.455	+0.839	11:07:54.242

Lap	Lap Tm	Diff	Time of Day
(133) John Newport			
1	1:14.677	+7.029	10:55:30.284
2	1:15.923	+8.275	10:56:46.207
3	1:11.328	+3.680	10:57:57.535
4	1:10.696	+3.048	10:59:08.231
5	1:08.677	+1.029	11:00:16.908
6	1:08.789	+1.141	11:01:25.697
7	1:08.597	+0.949	11:02:34.294
8	1:08.542	+0.894	11:03:42.836
9	1:08.723	+1.075	11:04:51.559
10	1:08.432	+0.784	11:05:59.991
11	1:07.648		11:07:07.639
12	1:08.193	+0.545	11:08:15.832

Lap	Lap Tm	Diff	Time of Day
(33) Donal O'Neil			
1	1:14.811	+6.382	10:55:30.856
2	1:10.091	+1.662	10:56:40.947
3	1:10.040	+1.611	10:57:50.987
4	1:08.647	+0.218	10:58:59.634
5	1:08.802	+0.373	11:00:08.436
6	1:08.429		11:01:16.865
7	1:09.702	+1.273	11:02:26.567
8	1:12.376	+3.947	11:03:38.943
9	1:19.523	+11.094	11:04:58.466
10	1:17.933	+9.504	11:06:16.399
11	1:20.036	+11.607	11:07:36.435

Lap	Lap Tm	Diff	Time of Day
(909) Padraig Forde			
1	1:19.456	+6.605	10:55:36.744
2	1:13.593	+0.742	10:56:50.337
3	1:13.075	+0.224	10:58:03.412
4	1:12.855	+0.004	10:59:16.267
5	1:14.215	+1.364	11:00:30.482
6	1:15.905	+3.054	11:01:46.387
7	1:12.991	+0.140	11:02:59.378
8	1:12.851		11:04:12.229
9	1:14.204	+1.353	11:05:26.433
10	1:15.124	+2.273	11:06:41.557
11	1:14.657	+1.806	11:07:56.214

Lap	Lap Tm	Diff	Time of Day
(31) Keith Wray			
1	1:21.246	+6.536	10:55:37.368
2	1:14.710		10:56:52.078

Results provisional until the conclusion of judicial and technical matters

Orbits

Chief Timekeeper: D.Bradfield

Clerk of the Course:

Live timing available at timing.rhwright.co.uk

www.mylaps.com

Licensed to: R.H.Wright Timing



R.H.Wright Timing

Kirkistown 500MRCI Race Meeting

Sorted on Laps

Saloons/GT

Kirkistown 500 MRCI 1.512 miles

Race 1

26/06/2021 10:45

Race (12:00 and 1 Laps) started at 10:54:11

Pos	No.	Name	Make	Laps	Total Tm	Best Tm	Best Speed	In Lap	Avg. Speed
GT									
1	11	Mike Johnston	2.0 MG Midget GM	13	13:10.073	57.855	94.080	9	89.560
2	142	Paul Parr	2.0 Supercar	13	13:42.028	1:01.938	87.879	5	86.079
3	333	Ian Newport	2.0 Supercar	13	13:43.902	1:02.267	87.414	9	85.883
4	49	Philip Jones	2.0 Supercar	13	13:54.803	1:02.510	87.074	8	84.762
5	22	Charlie Linnane	2.0 Supercar	12	13:43.020	1:02.616	86.927	4	79.362
6	133	John Newport	2.0 Supercar	12	14:04.610	1:07.648	80.461	11	77.333
7	909	Padraig Forde	2.0 Supercar	11	13:44.992	1:12.851	74.714	8	72.574
Libre Saloons									
1	83	Stephen Traub	2.0 Honda Integra	13	13:20.075	1:00.225	90.378	9	88.441
2	63	Peter Baxter	2.0t SEAT Leon	13	13:21.361	59.879	90.900	5	88.299
3	33	Donal O'Neill	1.8t SEAT Cupra	11	13:25.213	1:08.429	79.543	6	74.357
4	31	Keith Wray	3.5 BMW 330i	11	14:10.288	1:14.710	72.855	2	70.415
Not classified									
DNS	2	Greer Wray	3.5 BMW 330i					0	

Announcements

New Track Record (57.855) for GT by Mike Johnston.

Margin of Victory	Avg. Speed	Best Lap Tm	Best Speed	Best Lap by
10.002	89.560	57.855	94.080	11 - Mike Johnston

Results provisional until the conclusion of judicial and technical matters

Orbits

Chief Timekeeper: D.Bradfield

Clerk of the Course:

Live timing available at timing.rhwright.co.uk

www.mylaps.com

Licensed to: R.H.Wright Timing

Printed: 26/06/2021 11:08:49



Kirkistown 500MRCI Race Meeting

Saloons/GT

Kirkistown 500 MRCI 1.512 miles

Race 1

26/06/2021 10:45

Race (12:00 and 1 Laps) started at 10:54:11

6

1:15.058
909 Pdraig Forde

11

2 Greer Wray

12

5

1:11.829
33 Donal O'Neill

9

1:13.442
31 Keith Wray

10

4

1:04.981
22 Charlie Linnane

7

1:09.602
133 John Newport

8

3

1:03.272
333 Ian Newport

5

1:03.791
49 Philip Jones

6

2

1:01.344
83 Stephen Traub

3

1:02.017
142 Paul Parr

4

1

58.661
11 Mike Johnston

1

1:00.973
63 Peter Baxter

2

POLE POSITION

Results provisional until the conclusion of judicial and technical matters

Orbits

Chief Timekeeper: D.Bradfield

Clerk of the Course:

Live timing available at timing.rhwright.co.uk

www.mylaps.com

Licensed to: R.H.Wright Timing



Kirkistown 500MRCI Race Meeting

Saloons/GT

Kirkistown 500 MRCI 1.512 miles

Race 7

26/06/2021 14:10

Race (12:00 and 1 Laps) started at 13:55:29

Lap	Lap Tm	Diff	Time of Day	Lap	Lap Tm	Diff	Time of Day	Lap	Lap Tm	Diff	Time of Day
(11) Mike Johnston				(22) Charlie Linnane				(33) Donal O'Neil			
1	1:10.333	+12.229	13:56:46.220	13	1:03.476	+1.098	14:09:21.319	3	1:03.623	+0.760	13:58:49.197
2	59.330	+1.226	13:57:45.550	1	1:10.789	+8.420	13:56:44.020	4	1:02.863		13:59:52.060
3	1:00.586	+2.482	13:58:46.136	2	1:04.946	+2.577	13:57:48.966	5	1:02.944	+0.081	14:00:55.004
4	59.993	+1.889	13:59:46.129	3	1:03.477	+1.108	13:58:52.443	6	1:03.204	+0.341	14:01:58.208
5	58.242	+0.138	14:00:44.371	4	1:03.396	+1.027	13:59:55.839	7	1:04.141	+1.278	14:03:02.349
6	58.725	+0.621	14:01:43.096	5	1:03.155	+0.786	14:00:58.994	8	1:05.331	+2.468	14:04:07.680
7	58.104		14:02:41.200	6	1:02.948	+0.579	14:02:01.942	9	1:04.641	+1.778	14:05:12.321
8	59.192	+1.088	14:03:40.392	7	1:02.925	+0.556	14:03:04.867				
9	1:02.761	+4.657	14:04:43.153	8	1:02.630	+0.261	14:04:07.497				
10	1:04.858	+6.754	14:05:48.011	9	1:02.369		14:05:09.866				
11	1:04.433	+6.329	14:06:52.444	10	1:02.660	+0.291	14:06:12.526				
12	1:02.187	+4.083	14:07:54.631	11	1:02.616	+0.247	14:07:15.142				
13	1:01.651	+3.547	14:08:56.282	12	1:03.070	+0.701	14:08:18.212				
				13	1:03.349	+0.980	14:09:21.561				
(83) Stephen Traub				(33) Donal O'Neil				(133) John Newport			
1	1:08.572	+7.842	13:56:40.942	1	1:13.879	+6.966	13:56:48.123	1	1:13.578	+6.367	13:56:47.398
2	1:02.758	+1.828	13:57:43.700	2	1:08.275	+1.362	13:57:56.398	2	1:08.544	+1.333	13:57:55.942
3	1:01.835	+0.905	13:58:45.535	3	1:08.332	+1.419	13:59:04.730	3	1:13.242	+6.031	13:59:09.184
4	1:01.623	+0.693	13:59:47.158	4	1:07.755	+0.842	14:00:12.485	4	1:08.185	+0.974	14:00:17.369
5	1:01.875	+0.945	14:00:49.033	5	1:07.497	+0.584	14:01:19.982	5	1:07.627	+0.416	14:01:24.996
6	1:01.773	+0.843	14:01:50.806	6	1:07.856	+0.943	14:02:27.838	6	1:07.922	+0.711	14:02:32.918
7	1:00.930		14:02:51.736	7	1:07.063	+0.150	14:03:34.901	7	1:07.930	+0.719	14:03:40.848
8	1:01.474	+0.544	14:03:53.210	8	1:07.668	+0.755	14:04:42.569	8	1:07.735	+0.524	14:04:48.583
9	1:00.989	+0.059	14:04:54.199	9	1:09.702	+2.789	14:05:52.271	9	1:08.382	+1.171	14:05:56.965
10	1:01.846	+0.916	14:05:56.045	10	1:07.665	+0.752	14:06:59.936	10	1:07.211		14:07:04.176
11	1:01.723	+0.793	14:06:57.768	11	1:06.913		14:08:06.849	11	1:07.315	+0.104	14:08:11.491
12	1:01.838	+0.908	14:07:59.606	12	1:08.810	+1.897	14:09:15.659	12	1:07.873	+0.662	14:09:19.364
13	1:02.195	+1.265	14:09:01.801								
(63) Peter Baxter				(31) Keith Wray				(909) Padraig Forde			
1	1:08.280	+7.310	13:56:39.820	1	1:22.164	+9.917	13:56:57.296	1	1:21.044	+7.578	13:56:56.930
2	1:02.673	+1.703	13:57:42.293	2	1:15.595	+3.348	13:58:12.891	2	1:14.307	+0.841	13:58:11.237
3	1:02.147	+1.177	13:58:44.440	3	1:12.730	+0.483	13:59:25.621	3	1:13.611	+0.145	13:59:24.848
4	1:01.693	+0.723	13:59:46.133	4	1:12.351	+0.104	14:00:37.972	4	1:13.593	+0.127	14:00:38.441
5	1:02.285	+1.315	14:00:48.418	5	1:07.627	+0.416	14:01:44.996	5	1:16.138	+2.672	14:01:54.579
6	1:01.833	+0.863	14:01:50.251	6	1:07.922	+0.711	14:02:52.918	6	1:14.606	+1.140	14:03:09.185
7	1:01.183	+0.213	14:02:51.434	7	1:07.930	+0.719	14:03:40.848	7	1:13.778	+0.312	14:04:22.963
8	1:01.243	+0.273	14:03:52.677	8	1:07.735	+0.524	14:04:48.583	8	1:13.466		14:05:36.429
9	1:00.970		14:04:53.647	9	1:08.382	+1.171	14:05:56.965	9	1:13.466		14:06:49.895
10	1:01.684	+0.714	14:05:55.331	10	1:07.211		14:07:04.176	10	1:15.319	+1.853	14:08:05.214
11	1:01.809	+0.839	14:06:57.140	11	1:07.315	+0.104	14:08:11.491	11	1:20.738	+7.272	14:09:25.952
12	1:01.708	+0.738	14:07:58.848								
13	1:01.828	+0.858	14:09:00.676								
(142) Paul Parr				(31) Keith Wray				(333) Ian Newport			
1	1:09.483	+7.306	13:56:40.990	1	1:22.164	+9.917	13:56:57.296	1	1:09.005	+6.142	13:56:41.603
2	1:04.151	+1.974	13:57:45.141	2	1:15.595	+3.348	13:58:12.891	2	1:03.971	+1.108	13:57:45.574
3	1:04.113	+1.936	13:58:49.254	3	1:12.730	+0.483	13:59:25.621				
4	1:03.202	+1.025	13:59:52.456	4	1:12.351	+0.104	14:00:37.972				
5	1:03.825	+1.648	14:00:56.281	5	1:15.027	+2.780	14:01:52.999				
6	1:02.573	+0.396	14:01:58.854	6	1:12.247		14:03:05.246				
7	1:03.430	+1.253	14:03:02.284	7	1:12.938	+0.691	14:04:18.184				
8	1:02.549	+0.372	14:04:04.833	8	1:13.605	+1.358	14:05:31.789				
9	1:03.082	+0.905	14:05:07.915	9	1:12.816	+0.569	14:06:44.605				
10	1:02.177		14:06:10.092	10	1:13.081	+0.834	14:07:57.686				
11	1:02.756	+0.579	14:07:12.848	11	1:12.630	+0.383	14:09:10.316				
12	1:02.458	+0.281	14:08:15.306								
13	1:02.923	+0.746	14:09:18.229								
(49) Philip Jones				(909) Padraig Forde				(333) Ian Newport			
1	1:08.507	+6.129	13:56:40.638	1	1:21.044	+7.578	13:56:56.930	1	1:09.005	+6.142	13:56:41.603
2	1:04.222	+1.844	13:57:44.860	2	1:14.307	+0.841	13:58:11.237	2	1:03.971	+1.108	13:57:45.574
3	1:03.680	+1.302	13:58:48.540	3	1:13.611	+0.145	13:59:24.848				
4	1:03.083	+0.705	13:59:51.623	4	1:13.593	+0.127	14:00:38.441				
5	1:04.488	+2.110	14:00:56.111	5	1:16.138	+2.672	14:01:54.579				
6	1:02.378		14:01:58.489	6	1:14.606	+1.140	14:03:09.185				
7	1:03.544	+1.166	14:03:02.033	7	1:13.778	+0.312	14:04:22.963				
8	1:02.695	+0.317	14:04:04.728	8	1:13.466		14:05:36.429				
9	1:03.626	+1.248	14:05:08.354	9	1:13.466		14:06:49.895				
10	1:03.130	+0.752	14:06:11.484	10	1:15.319	+1.853	14:08:05.214				
11	1:03.267	+0.889	14:07:14.751	11	1:20.738	+7.272	14:09:25.952				
12	1:03.092	+0.714	14:08:17.843								

Results provisional until the conclusion of judicial and technical matters

Orbits

Chief Timekeeper: D.Bradfield

Clerk of the Course:

Live timing available at timing.rhwright.co.uk

www.mylaps.com

Licensed to: R.H.Wright Timing



R.H.Wright Timing

Kirkistown 500MRCI Race Meeting

Sorted on Laps

Saloons/GT

Kirkistown 500 MRCI 1.512 miles

Race 7

26/06/2021 14:10

Race (12:00 and 1 Laps) started at 13:55:29

Pos	No.	Name	Make	Laps	Total Tm	Best Tm	Best Speed	In Lap	Avg. Speed
1	11	Mike Johnston	2.0 MG Midget GM	13	13:27.037	58.104	93.677	7	87.678
2	83	Stephen Traub	2.0 Honda Integra	13	13:32.556	1:00.930	89.332	7	87.082
3	63	Peter Baxter	2.0t SEAT Leon	13	13:41.431	1:00.970	89.274	9	86.141
4	142	Paul Parr	2.0 Supercar	13	13:48.984	1:02.177	87.541	10	85.357
5	49	Philip Jones	2.0 Supercar	13	13:52.074	1:02.378	87.259	6	85.040
6	22	Charlie Linnane	2.0 Supercar	13	13:52.316	1:02.369	87.271	9	85.015
7	33	Donal O'Neill	1.8t SEAT Cupra	12	13:46.414	1:06.913	81.345	11	79.036
8	133	John Newport	2.0 Supercar	12	13:50.119	1:07.211	80.984	10	78.683
9	31	Keith Wray	3.5 BMW 330i	11	13:41.071	1:12.247	75.339	6	72.921
10	909	Padraig Forde	2.0 Supercar	11	13:56.707	1:13.466	74.089	8	71.558
Not classified									
DNF	333	Ian Newport	2.0 Supercar	9	9:43.076	1:02.863	86.585	4	84.015

Announcements

Penalty - Car 63 +10s - Out of Position Start (Q12.14)

Margin of Victory	Avg. Speed	Best Lap Tm	Best Speed	Best Lap by
5.519	87.678	58.104	93.677	11 - Mike Johnston

Results provisional until the conclusion of judicial and technical matters

Orbits

Chief Timekeeper: D.Bradfield

Clerk of the Course:

Live timing available at timing.rhwright.co.uk

www.mylaps.com

Licensed to: R.H.Wright Timing

Printed: 26/06/2021 15:30:54



Kirkistown 500MRCI Race Meeting

Saloons/GT

Kirkistown 500 MRCI 1.512 miles

Race 7

26/06/2021 14:10

Race (12:00 and 1 Laps) started at 13:55:29

6

1:15.331
909 Pdraig Forde

11

5

1:12.089
33 Donal O'Neill

9

4

1:05.154
22 Charlie Linnane

7

3

1:03.586
333 Ian Newport

5

2

1:01.391
83 Stephen Traub

3

1

59.045
11 Mike Johnston

1

POLE POSITION

1:13.951
31 Keith Wray

10

1:09.799
133 John Newport

8

1:03.995
49 Philip Jones

6

1:02.458
142 Paul Parr

4

1:01.085
63 Peter Baxter

2

Results provisional until the conclusion of judicial and technical matters

Orbits

Chief Timekeeper: D.Bradfield

Clerk of the Course:

Live timing available at timing.rhwright.co.uk

www.mylaps.com

Licensed to: R.H.Wright Timing