



500MRCI July Race Meeting

Sorted on best lap time

Ford Fiesta

Kirkistown 500 MRCI 1.512 miles

Qualifying

24/07/2021 09:45

Qualifying started at 10:07:36

Pos	No.	Name	Make	Best Tm	Diff	In Lap	Best Speed	2nd Best	2nd Lap
1	55	Mark Stewart	1.2 Ford Fiesta	1:17.376		2	70.345	1:17.448	1
2	97	Neville Anderson	1.2 Ford Fiesta	1:17.517	0.141	4	70.217	1:17.770	7
3	11	Paul Stewart	1.2 Ford Fiesta	1:17.551	0.175	5	70.186	1:17.607	4
4	21	Megan Campbell	1.2 Ford Fiesta	1:17.600	0.224	7	70.142	1:17.686	6
5	54	Colm Barrable	1.2 Ford Fiesta	1:17.843	0.467	7	69.923	1:17.869	4
6	49	Michael Graham	1.2 Ford Fiesta	1:18.123	0.747	5	69.672	1:18.411	7
7	64	Timon Dohnke	1.2 Ford Fiesta	1:18.357	0.981	4	69.464	1:18.386	3
8	88	Chris Doherty	1.2 Ford Fiesta	1:18.371	0.995	5	69.452	1:18.642	6
9	28	Stephen Walker	1.2 Ford Fiesta	1:18.467	1.091	5	69.367	1:18.558	7
10	19	Dan Keelan	1.2 Ford Fiesta	1:18.881	1.505	5	69.003	1:19.176	1
11	29	Henry White	1.2 Ford Fiesta	1:20.016	2.640	7	68.024	1:20.051	4
12	12	Roy Smyth	1.2 Ford Fiesta	1:20.675	3.299	6	67.468	1:20.855	4
13	8	Michael Mulholland	1.2 Ford Fiesta	1:21.005	3.629	4	67.194	1:21.157	2
14	63	Andrew Graham	1.2 Ford Fiesta	1:21.529	4.153	5	66.762	1:22.146	3
15	86	Gary Moore	1.2 Ford Fiesta	1:22.368	4.992	5	66.082	1:22.474	1

Results provisional until the conclusion of judicial and technical matters

Orbits

Chief Timekeeper: D.Bradfield

Clerk of the Course:

Live timing available at timing.rhwright.co.uk

www.mylaps.com

Licensed to: R.H.Wright Timing



500MRCI July Race Meeting


Ford Fiesta

Kirkistown 500 MRCI 1.512 miles

Qualifying

24/07/2021 09:45

Qualifying started at 10:07:36



Lap	Lap Tm	Diff	Time of Day
(55) Mark Stewart			
1	1:17.448	+0.072	10:10:31.921
2	1:17.376		10:11:49.297
3	1:18.660	+1.284	10:13:07.957
4	1:18.387	+1.011	10:14:26.344
5	1:17.470	+0.094	10:15:43.814
6	1:17.580	+0.204	10:17:01.394
7	1:17.871	+0.495	10:18:19.265
(97) Neville Anderson			
1	1:23.474	+5.957	10:10:26.417
2	1:17.972	+0.455	10:11:44.389
3	1:17.786	+0.269	10:13:02.175
4	1:17.517		10:14:19.692
5	1:17.817	+0.300	10:15:37.509
6	1:17.806	+0.289	10:16:55.315
7	1:17.770	+0.253	10:18:13.085
(11) Paul Stewart			
1	1:18.024	+0.473	10:10:33.018
2	1:18.317	+0.766	10:11:51.335
3	1:17.968	+0.417	10:13:09.303
4	1:17.607	+0.056	10:14:26.910
5	1:17.551		10:15:44.461
6	1:17.742	+0.191	10:17:02.203
7	1:17.628	+0.077	10:18:19.831
(21) Megan Campbell			
1	1:19.494	+1.894	10:10:42.552
2	1:17.913	+0.313	10:12:00.465
3	1:17.831	+0.231	10:13:18.296
4	1:18.163	+0.563	10:14:36.459
5	1:17.953	+0.353	10:15:54.412
6	1:17.686	+0.086	10:17:12.098
7	1:17.600		10:18:29.698
(54) Colm Barrable			
1	1:19.246	+1.403	10:10:41.007
2	1:17.958	+0.115	10:11:58.965
3	1:18.141	+0.298	10:13:17.106
4	1:17.869	+0.026	10:14:34.975
5	1:17.889	+0.046	10:15:52.864
6	1:18.050	+0.207	10:17:10.914
7	1:17.843		10:18:28.757
(49) Michael Graham			
1	1:18.545	+0.422	10:10:35.684
2	1:18.625	+0.502	10:11:54.309
3	1:18.637	+0.514	10:13:12.946
4	1:18.509	+0.386	10:14:31.455
5	1:18.123		10:15:49.578
6	1:18.521	+0.398	10:17:08.099
7	1:18.411	+0.288	10:18:26.510
(64) Timon Dohnke			
1	1:27.792	+9.435	10:10:43.439
2	1:19.233	+0.876	10:12:02.672
3	1:18.386	+0.029	10:13:21.058
4	1:18.357		10:14:39.415
5	1:18.605	+0.248	10:15:58.020
6	1:18.645	+0.288	10:17:16.665
7	1:18.975	+0.618	10:18:35.640
(88) Chris Doherty			
1	1:19.693	+1.322	10:10:38.352
2	1:19.476	+1.105	10:11:57.828
3	1:19.674	+1.303	10:13:17.502
4	1:19.341	+0.970	10:14:36.843
5	1:18.371		10:15:55.214
6	1:18.642	+0.271	10:17:13.856
7	1:19.045	+0.674	10:18:32.901
(28) Stephen Walker			

Lap	Lap Tm	Diff	Time of Day
(19) Dan Keelan			
1	1:19.706	+1.239	10:10:32.402
2	1:19.043	+0.576	10:11:51.445
3	1:19.099	+0.632	10:13:10.544
4	1:18.734	+0.267	10:14:29.278
5	1:18.467		10:15:47.745
6	1:18.967	+0.500	10:17:06.712
7	1:18.558	+0.091	10:18:25.270
(29) Henry White			
1	1:21.313	+1.297	10:10:45.366
2	1:20.630	+0.614	10:12:05.996
3	1:20.784	+0.768	10:13:26.780
4	1:20.051	+0.035	10:14:46.831
5	1:20.180	+0.164	10:16:07.011
6	1:20.056	+0.040	10:17:27.067
7	1:20.016		10:18:47.083
(12) Roy Smyth			
1	1:22.206	+1.531	10:10:58.723
2	1:21.285	+0.610	10:12:20.008
3	1:21.009	+0.334	10:13:41.017
4	1:20.855	+0.180	10:15:01.872
5	1:21.207	+0.532	10:16:23.079
6	1:20.675		10:17:43.754
(8) Michael Mulholland			
1	1:22.106	+1.101	10:11:04.344
2	1:21.157	+0.152	10:12:25.501
3	1:21.539	+0.534	10:13:47.040
4	1:21.005		10:15:08.045
5	1:21.286	+0.281	10:16:29.331
6	1:21.238	+0.233	10:17:50.569
(63) Andrew Graham			
1	1:23.446	+1.917	10:10:54.749
2	1:22.871	+1.342	10:12:17.620
3	1:22.146	+0.617	10:13:39.766
4	1:22.674	+1.145	10:15:02.440
5	1:21.529		10:16:23.969
6	1:22.392	+0.863	10:17:46.361
(86) Gary Moore			
1	1:22.474	+0.106	10:10:49.561
2	1:22.563	+0.195	10:12:12.124
3	1:22.606	+0.238	10:13:34.730
4	1:22.917	+0.549	10:14:57.647
5	1:22.368		10:16:20.015
6	1:22.881	+0.513	10:17:42.896

Results provisional until the conclusion of judicial and technical matters

Orbits

Chief Timekeeper: D.Bradfield

Clerk of the Course:

Live timing available at timing.rhwright.co.uk

www.mylaps.com

Licensed to: R.H.Wright Timing



500MRCI July Race Meeting

Sorted on Laps

Ford Fiesta

Kirkistown 500 MRCI 1.512 miles

Race 1 (R4)

24/07/2021 12:15

Race (15:00 and 1 Laps) started at 12:26:34

Pos	No.	Name	Make	Laps	Total Tm	Best Tm	Best Speed	In Lap	Avg. Speed
1	21	Megan Campbell	1.2 Ford Fiesta	13	17:18.304	1:18.523	69.318	11	68.149
2	55	Mark Stewart	1.2 Ford Fiesta	13	17:18.502	1:18.073	69.717	6	68.136
3	11	Paul Stewart	1.2 Ford Fiesta	13	17:21.009	1:18.742	69.125	6	67.972
4	54	Colm Barrable	1.2 Ford Fiesta	13	17:21.215	1:18.216	69.590	11	67.958
5	49	Michael Graham	1.2 Ford Fiesta	13	17:21.664	1:18.415	69.413	11	67.929
6	19	Dan Keelan	1.2 Ford Fiesta	13	17:25.996	1:18.542	69.301	10	67.648
7	28	Stephen Walker	1.2 Ford Fiesta	13	17:26.392	1:18.418	69.410	3	67.622
8	64	Timon Dohnke	1.2 Ford Fiesta	13	17:26.465	1:19.245	68.686	5	67.617
9	88	Chris Doherty	1.2 Ford Fiesta	13	17:26.805	1:18.850	69.030	5	67.595
10	29	Henry White	1.2 Ford Fiesta	13	17:36.289	1:19.868	68.150	8	66.989
11	12	Roy Smyth	1.2 Ford Fiesta	13	18:03.866	1:20.831	67.338	2	65.284
12	8	Michael Mulholland	1.2 Ford Fiesta	13	18:04.424	1:21.400	66.868	3	65.251
13	86	Gary Moore	1.2 Ford Fiesta	13	18:06.417	1:21.971	66.402	6	65.131
14	63	Andrew Graham	1.2 Ford Fiesta	13	18:07.295	1:21.836	66.511	11	65.078
Not classified									
DNF	97	Neville Anderson	1.2 Ford Fiesta	10	14:22.332	1:19.320	68.621	2	63.120

Margin of Victory

Avg. Speed

Best Lap Tm

Best Speed

Best Lap by

0.198

68.149

1:18.073

69.717

55 - Mark Stewart

Results provisional until the conclusion of judicial and technical matters

Orbits

Chief Timekeeper: D.Bradfield

Clerk of the Course:

Live timing available at timing.rhwright.co.uk

www.mylaps.com

Licensed to: R.H.Wright Timing

Printed: 24/07/2021 12:46:00



500MRCI July Race Meeting


Ford Fiesta

Kirkistown 500 MRCI 1.512 miles

Race 1 (R4)

24/07/2021 12:15

Race (15:00 and 1 Laps) started at 12:26:34



8

1:18.467
28 Stephen Walker
15

7

1:21.529
63 Andrew Graham
13

1:22.368
86 Gary Moore
14

6

1:20.675
12 Roy Smyth
11

1:21.005
8 Michael Mulholland
12

5

1:18.881
19 Dan Keelan
9

1:20.016
29 Henry White
10

4

1:18.357
64 Timon Dohnke
7

1:18.371
88 Chris Doherty
8

3

1:17.843
54 Colm Barrable
5

1:18.123
49 Michael Graham
6

2


1:17.551
11 Paul Stewart
3

1:17.600
21 Megan Campbell
4

1

1:17.376
55 Mark Stewart
1
POLE POSITION

1:17.517
97 Neville Anderson
2



Results provisional until the conclusion of judicial and technical matters

Orbits

Chief Timekeeper: D.Bradfield

Clerk of the Course:

Live timing available at timing.rhwright.co.uk

www.mylaps.com

Licensed to: R.H.Wright Timing



500MRCI July Race Meeting

Sorted on Laps

Ford Fiesta

Kirkistown 500 MRCI 1.512 miles

Race 2 (R10)

24/07/2021 15:40

Race (15:00 and 1 Laps) started at 15:27:40

Pos	No.	Name	Make	Laps	Total Tm	Best Tm	Best Speed	In Lap	Avg. Speed
1	54	Colm Barrable	1.2 Ford Fiesta	13	17:13.837	1:18.251	69.558	13	68.443
2	11	Paul Stewart	1.2 Ford Fiesta	13	17:14.165	1:18.208	69.597	13	68.422
3	21	Megan Campbell	1.2 Ford Fiesta	13	17:14.523	1:18.117	69.678	11	68.398
4	64	Timon Dohnke	1.2 Ford Fiesta	13	17:23.756	1:18.653	69.203	5	67.793
5	49	Michael Graham	1.2 Ford Fiesta	13	17:27.461	1:18.864	69.018	3	67.553
6	19	Dan Keelan	1.2 Ford Fiesta	13	17:29.967	1:19.028	68.875	5	67.392
7	88	Chris Doherty	1.2 Ford Fiesta	13	17:36.091	1:19.405	68.548	13	67.001
8	29	Henry White	1.2 Ford Fiesta	13	17:37.341	1:19.710	68.285	6	66.922
9	63	Andrew Graham	1.2 Ford Fiesta	13	17:54.770	1:21.348	66.910	7	65.837
10	86	Gary Moore	1.2 Ford Fiesta	13	17:56.419	1:21.393	66.873	4	65.736
11	8	Michael Mulholland	1.2 Ford Fiesta	13	17:56.976	1:21.085	67.127	7	65.702
Not classified									
DNF	28	Stephen Walker	1.2 Ford Fiesta	3	4:10.275	1:19.122	68.793	3	65.244
DNS	12	Roy Smyth	1.2 Ford Fiesta				-	0	-
DQ	97	Neville Anderson	1.2 Ford Fiesta	13	17:11.392		-	0	68.606
DQ	55	Mark Stewart	1.2 Ford Fiesta	13	17:11.732		-	0	68.583

Announcements

Disqualification - Car No 55 excluded from the results under C1.1.9

Disqualification - Car 97 - Driving in a manner incompatible with general safety (C1.1.5)

Margin of Victory	Avg. Speed	Best Lap Tm	Best Speed	Best Lap by
0.328	68.443	1:18.117	69.678	21 - Megan Campbell

Results provisional until the conclusion of judicial and technical matters

Orbits

Chief Timekeeper: D.Bradfield

Clerk of the Course:

Live timing available at timing.rhwright.co.uk

www.mylaps.com

Licensed to: R.H.Wright Timing

Printed: 25/07/2021 18:10:12



500MRCI July Race Meeting


Ford Fiesta

Kirkistown 500 MRCI 1.512 miles

Race 2 (R10)

24/07/2021 15:40

Race (15:00 and 1 Laps) started at 15:27:40



8	1:22.368 86 Gary Moore 15	
7	1:21.005 8 Michael Mulholland 13	1:21.529 63 Andrew Graham 14
6	1:20.016 29 Henry White 11	1:20.675 12 Roy Smyth 12
5	1:18.467 28 Stephen Walker 9	1:18.881 19 Dan Keelan 10
4	1:18.357 64 Timon Dohnke 7	1:18.371 88 Chris Doherty 8
3	1:17.517 97 Neville Anderson 5	1:17.376 55 Mark Stewart 6
2	1:17.600 21 Megan Campbell 3	1:17.551 11 Paul Stewart 4
1	1:18.123 49 Michael Graham 1 POLE POSITION	1:17.843 54 Colm Barrable 2



Results provisional until the conclusion of judicial and technical matters

Orbits

Chief Timekeeper: D.Bradfield

Clerk of the Course:

Live timing available at timing.rhwright.co.uk

www.mylaps.com

Licensed to: R.H.Wright Timing



500MRCI July Race Meeting


Formula Ford 1600

Kirkistown 500 MRCI 1.512 miles

Qualifying

24/07/2021 10:15

Qualifying started at 10:40:00



Lap	Lap Tm	Diff	Time of Day
(3) Jordan Dempsey			
1	1:04.246	+2.828	10:42:34.383
2	1:01.479	+0.061	10:43:35.862
3	1:01.850	+0.432	10:44:37.712
4	1:01.528	+0.110	10:45:39.240
5	1:01.881	+0.463	10:46:41.121
6	1:01.418		10:47:42.539
7	1:01.595	+0.177	10:48:44.134
8	1:01.440	+0.022	10:49:45.574
9	1:01.574	+0.156	10:50:47.148

Lap	Lap Tm	Diff	Time of Day
(18) Alan Davidson			
1	1:02.406	+0.937	10:42:27.459
2	1:01.923	+0.454	10:43:29.382
3	1:01.704	+0.235	10:44:31.086
4	1:01.469		10:45:32.555
5	1:02.564	+1.095	10:46:35.119
6	1:01.962	+0.493	10:47:37.081
7	1:01.848	+0.379	10:48:38.929
8	1:01.889	+0.420	10:49:40.818
9	1:01.944	+0.475	10:50:42.762

Lap	Lap Tm	Diff	Time of Day
(28) David McCullough			
1	1:01.775	+0.302	10:42:22.607
2	1:01.473		10:43:24.080
3	1:01.633	+0.160	10:44:25.713
4	1:01.679	+0.206	10:45:27.392
5	1:01.628	+0.155	10:46:29.020
6	1:01.529	+0.056	10:47:30.549
7	1:01.508	+0.035	10:48:32.057
8	2:49.692	+1:48.219	10:51:21.749

Lap	Lap Tm	Diff	Time of Day
(89) Brandon McCaughan			
1	1:04.406	+2.580	10:42:15.193
2	1:04.165	+2.339	10:43:19.358
3	1:02.389	+0.563	10:44:21.747
4	1:06.396	+4.570	10:45:28.143
5	1:01.826		10:46:29.969
6	1:02.756	+0.930	10:47:32.725
7	1:02.224	+0.398	10:48:34.949
8	1:04.864	+3.038	10:49:39.813
9	1:02.452	+0.626	10:50:42.265

Lap	Lap Tm	Diff	Time of Day
(111) David Parks			
1	1:08.534	+6.465	10:42:36.406
2	1:03.666	+1.597	10:43:40.072
3	1:02.297	+0.228	10:44:42.369
4	1:02.126	+0.057	10:45:44.495
5	1:02.412	+0.343	10:46:46.907
6	1:02.735	+0.666	10:47:49.642
7	1:02.336	+0.267	10:48:51.978
8	1:02.069		10:49:54.047
9	1:02.553	+0.484	10:50:56.600

Lap	Lap Tm	Diff	Time of Day
(39) Robbie Parks			
1	1:08.512	+5.811	10:43:14.273
2	1:40.486	+37.785	10:44:54.759
p3	0.866	-1:01.835	10:44:55.625
4	1:07.014	+4.313	10:46:02.639
5	1:03.183	+0.482	10:47:05.822
6	1:02.912	+0.211	10:48:08.734
7	1:02.833	+0.132	10:49:11.567
8	1:02.701		10:50:14.268

Lap	Lap Tm	Diff	Time of Day
(5) Robbie Allen			
1	1:04.431	+1.652	10:42:14.609
2	1:03.746	+0.967	10:43:18.355
3	1:03.598	+0.819	10:44:21.953
4	1:03.657	+0.878	10:45:25.610
5	1:03.356	+0.577	10:46:28.966
6	1:02.779		10:47:31.745
7	1:02.822	+0.043	10:48:34.567
8	1:03.547	+0.768	10:49:38.114

Lap	Lap Tm	Diff	Time of Day
(80) Chris Hillis			
1	1:04.789	+1.559	10:42:20.511
2	1:04.152	+0.922	10:43:24.663
3	1:03.451	+0.221	10:44:28.114
4	1:04.279	+1.049	10:45:32.393
5	1:03.832	+0.602	10:46:36.225
6	1:14.166	+10.936	10:47:50.391
7	1:04.560	+1.330	10:48:54.951
8	1:03.230		10:49:58.181
9	1:05.945	+2.715	10:51:04.126

Lap	Lap Tm	Diff	Time of Day
(90) Henry Campbell			
1	1:05.220	+1.388	10:42:28.375
2	1:04.777	+0.945	10:43:33.152
3	1:04.233	+0.401	10:44:37.385
4	1:04.411	+0.579	10:45:41.796
5	1:03.986	+0.154	10:46:45.782
6	1:04.322	+0.490	10:47:50.104
7	1:04.013	+0.181	10:48:54.117
8	1:03.832		10:49:57.949
9	1:04.593	+0.761	10:51:02.542

Lap	Lap Tm	Diff	Time of Day
(23) David Nichol			
1	1:05.694	+1.418	10:42:28.043
2	1:04.986	+0.710	10:43:33.029
3	1:05.849	+1.573	10:44:38.878
4	1:04.539	+0.263	10:45:43.417
5	1:04.276		10:46:47.693
6	1:04.702	+0.426	10:47:52.395
7	1:46.544	+42.268	10:49:38.939
8	1:04.924	+0.648	10:50:43.863

Lap	Lap Tm	Diff	Time of Day
(47) Darwin Smith			
1	1:21.130	+12.457	10:44:54.863
2	1:13.572	+4.899	10:46:08.435
3	1:08.673		10:47:17.108
4	1:15.463	+6.790	10:48:32.571
5	1:14.142	+5.469	10:49:46.713

Results provisional until the conclusion of judicial and technical matters

Orbits

Chief Timekeeper: D.Bradfield

Clerk of the Course:

Live timing available at timing.rhwright.co.uk

www.mylaps.com

Licensed to: R.H.Wright Timing



500MRCI July Race Meeting

Sorted on best lap time

Formula Ford 1600

Kirkistown 500 MRCI 1.512 miles

Qualifying

24/07/2021 10:15

Qualifying started at 10:40:00

Pos	No.	Name	Make	Best Tm	Diff	In Lap	Best Speed	2nd Best	2nd Lap
1	3	Jordan Dempsey	Van Diemen RF00	1:01.418		6	88.623	1:01.440	8
2	18	Alan Davidson	Mondiale M89S	1:01.469	0.051	4	88.549	1:01.704	3
3	28	David McCullough	Van Diemen RF01	1:01.473	0.055	2	88.543	1:01.508	7
4	89	Brandon McCaughan	Mondiale M89S	1:01.826	0.408	5	88.038	1:02.224	7
5	111	David Parks	Ray GR07	1:02.069	0.651	8	87.693	1:02.126	4
6	39	Robbie Parks	Ray GR14	1:02.701	1.283	8	86.809	1:02.833	7
7	5	Robbie Allen	Van Diemen RF06	1:02.779	1.361	6	86.701	1:02.822	7
8	80	Chris Hillis	Mondiale M88S	1:03.230	1.812	8	86.083	1:03.451	3
9	90	Henry Campbell	Reynard FF89	1:03.832	2.414	8	85.271	1:03.986	5
10	23	David Nicholl	Reynard FF89	1:04.276	2.858	5	84.682	1:04.539	4
11	47	Darwin Smith	Van Diemen RF90	1:08.673	7.255	3	79.260	1:13.572	2

Results provisional until the conclusion of judicial and technical matters

Orbits

Chief Timekeeper: D.Bradfield

Clerk of the Course:

Live timing available at timing.rhwright.co.uk

www.mylaps.com

Licensed to: R.H.Wright Timing



500MRCI July Race Meeting

Sorted on Laps

Formula Ford 1600

Kirkistown 500 MRCI 1.512 miles

Race 1 (R6)

24/07/2021 13:15

Race (15:00 and 1 Laps) started at 13:19:28

Pos	No.	Name	Make	Laps	Total Tm	Best Tm	Best Speed	In Lap	Avg. Speed
1	18	Alan Davidson	Mondiale M89S	16	16:44.025	1:02.037	87.738	7	86.739
2	111	David Parks	Ray GR07	16	16:46.357	1:01.947	87.866	5	86.538
3	3	Jordan Dempsey	Van Diemen RF00	16	16:46.550	1:01.998	87.793	6	86.522
4	89	Brandon McCaughan	Mondiale M89S	16	16:54.782	1:02.618	86.924	13	85.820
5	39	Robbie Parks	Ray GR14	16	16:54.910	1:02.442	87.169	13	85.809
6	5	Robbie Allen	Van Diemen RF06	16	17:11.785	1:03.269	86.030	6	84.405
7	80	Chris Hillis	Mondiale M88S	16	17:11.800	1:03.324	85.955	6	84.404
8	90	Henry Campbell	Reynard FF89	16	17:19.928	1:03.803	85.310	5	83.745
9	23	David Nicholl	Reynard FF89	16	17:26.535	1:04.318	84.627	5	83.216
Not classified									
DNF	28	David McCullough	Van Diemen RF01	7	7:23.985	1:01.751	88.145	3	85.816
DNS	47	Darwin Smith	Van Diemen RF90				-	0	-

Announcements

Car 18 – Please fit a working transponder as per MSA Reg Q12.8.1

Margin of Victory	Avg. Speed	Best Lap Tm	Best Speed	Best Lap by
2.332	86.739	1:01.947	87.866	111 - David Parks

Results provisional until the conclusion of judicial and technical matters

Orbits

Chief Timekeeper: D.Bradfield

Clerk of the Course:

Live timing available at timing.rhwright.co.uk

www.mylaps.com

Licensed to: R.H.Wright Timing

Printed: 24/07/2021 13:37:42



500MRCI July Race Meeting


Formula Ford 1600

Kirkistown 500 MRCI 1.512 miles

Race 1 (R6)

24/07/2021 13:15

Race (15:00 and 1 Laps) started at 13:19:28



6

1:08.673
47 Darwin Smith

11

5

1:03.832
90 Henry Campbell

9

4

1:02.779
5 Robbie Allen

7

3

1:02.069
111 David Parks

5

2

1:01.473
28 David McCullough

3

1

1:01.418
3 Jordan Dempsey

1

POLE POSITION

1:04.276
23 David Nicholl

10

1:03.230
80 Chris Hillis

8

1:02.701
39 Robbie Parks


6

1:01.826
89 Brandon McCaughan

4

1:01.469
18 Alan Davidson

2



Results provisional until the conclusion of judicial and technical matters

Orbits

Chief Timekeeper: D.Bradfield

Clerk of the Course:

Live timing available at timing.rhwright.co.uk

www.mylaps.com

Licensed to: R.H.Wright Timing



500MRCI July Race Meeting

Formula Ford 1600

Kirkistown 500 MRCI 1.512 miles

Race 2 (R12)

24/07/2021 16:30

Race (15:00 and 1 Laps) started at 16:20:36

Lap	Lap Tm	Diff	Time of Day
(28) David McCullough			
1	1:08.631	+6.604	16:21:46.875
2	1:03.447	+1.420	16:22:50.322
3	1:03.345	+1.318	16:23:53.667
4	1:02.209	+0.182	16:24:55.876
5	1:02.169	+0.142	16:25:58.045
6	1:02.165	+0.138	16:27:00.210
7	1:02.122	+0.095	16:28:02.332
8	1:02.027		16:29:04.359
9	1:02.091	+0.064	16:30:06.450
10	1:02.225	+0.198	16:31:08.675
11	1:02.504	+0.477	16:32:11.179
12	1:02.942	+0.915	16:33:14.121
13	1:02.722	+0.695	16:34:16.843
14	1:02.687	+0.660	16:35:19.530
15	1:02.711	+0.684	16:36:22.241
16	1:02.710	+0.683	16:37:24.951
(3) Jordan Dempsey			
1	1:08.997	+7.220	16:21:46.973
2	1:03.504	+1.727	16:22:50.477
3	1:03.380	+1.603	16:23:53.857
4	1:03.128	+1.351	16:24:56.985
5	1:02.956	+1.179	16:25:59.941
6	1:01.806	+0.029	16:27:01.747
7	1:01.865	+0.088	16:28:03.612
8	1:01.777		16:29:05.389
9	1:01.865	+0.088	16:30:07.254
10	1:01.851	+0.074	16:31:09.105
11	1:02.175	+0.398	16:32:11.280
12	1:02.960	+1.183	16:33:14.240
13	1:02.598	+0.821	16:34:16.838
14	1:02.751	+0.974	16:35:19.589
15	1:02.769	+0.992	16:36:22.358
16	1:02.694	+0.917	16:37:25.052
(18) Alan Davidson			
1	1:08.122	+5.926	16:21:46.818
2	1:03.565	+1.369	16:22:50.383
3	1:03.580	+1.384	16:23:53.963
4	1:03.172	+0.976	16:24:57.135
5	1:03.174	+0.978	16:26:00.309
6	1:02.311	+0.115	16:27:02.620
7	1:02.285	+0.089	16:28:04.905
8	1:02.832	+0.636	16:29:07.737
9	1:02.602	+0.406	16:30:10.339
10	1:02.318	+0.122	16:31:12.657
11	1:02.456	+0.260	16:32:15.113
12	1:02.196		16:33:17.309
13	1:02.288	+0.092	16:34:19.597
14	1:02.384	+0.188	16:35:21.981
15	1:02.225	+0.029	16:36:24.206
16	1:02.349	+0.153	16:37:26.555
(111) David Parks			
1	1:08.049	+6.085	16:21:46.784
2	1:03.429	+1.465	16:22:50.213
3	1:03.572	+1.608	16:23:53.785
4	1:03.132	+1.168	16:24:56.917
5	1:03.267	+1.303	16:26:00.184
6	1:02.361	+0.397	16:27:02.545
7	1:02.260	+0.296	16:28:04.805
8	1:02.976	+1.012	16:29:07.781
9	1:03.131	+1.167	16:30:10.912
10	1:02.250	+0.286	16:31:13.162
11	1:02.226	+0.262	16:32:15.388
12	1:02.354	+0.390	16:33:17.742
13	1:02.589	+0.625	16:34:20.331
14	1:02.467	+0.503	16:35:22.798
15	1:01.964		16:36:24.762
16	1:02.560	+0.596	16:37:27.322
(89) Brandon McCaughan			

Lap	Lap Tm	Diff	Time of Day
1	1:08.319	+6.116	16:21:47.780
2	1:03.440	+1.237	16:22:51.220
3	1:03.285	+1.082	16:23:54.505
4	1:02.845	+0.642	16:24:57.350
5	1:03.088	+0.885	16:26:00.438
6	1:02.692	+0.489	16:27:03.130
7	1:02.420	+0.217	16:28:05.550
8	1:02.409	+0.206	16:29:07.959
9	1:03.133	+0.930	16:30:11.092
10	1:02.371	+0.168	16:31:13.463
11	1:02.459	+0.256	16:32:15.922
12	1:02.773	+0.570	16:33:18.695
13	1:02.338	+0.135	16:34:21.033
14	1:02.350	+0.147	16:35:23.383
15	1:02.203		16:36:25.586
16	1:02.597	+0.394	16:37:28.183
(80) Chris Hillis			
1	1:08.423	+4.918	16:21:48.283
2	1:03.659	+0.154	16:22:51.942
3	1:03.528	+0.023	16:23:55.470
4	1:03.544	+0.039	16:24:59.014
5	1:04.110	+0.605	16:26:03.124
6	1:04.134	+0.629	16:27:07.258
7	1:03.871	+0.366	16:28:11.129
8	1:04.643	+1.138	16:29:15.772
9	1:04.296	+0.791	16:30:20.068
10	1:03.988	+0.483	16:31:24.056
11	1:04.065	+0.560	16:32:28.121
12	1:03.505		16:33:31.626
13	1:03.614	+0.109	16:34:35.240
14	1:03.979	+0.474	16:35:39.219
15	1:03.770	+0.265	16:36:42.989
16	1:03.904	+0.399	16:37:46.893
(5) Robbie Allen			
1	1:09.602	+6.166	16:21:48.953
2	1:03.436		16:22:52.389
3	1:03.478	+0.042	16:23:55.867
4	1:03.755	+0.319	16:24:59.622
5	1:03.712	+0.276	16:26:03.334
6	1:04.380	+0.944	16:27:07.714
7	1:03.527	+0.091	16:28:11.241
8	1:04.249	+0.813	16:29:15.490
9	1:04.200	+0.764	16:30:19.690
10	1:04.049	+0.613	16:31:23.739
11	1:03.660	+0.224	16:32:27.399
12	1:03.961	+0.525	16:33:31.360
13	1:03.554	+0.118	16:34:34.914
14	1:04.198	+0.762	16:35:39.112
15	1:04.051	+0.615	16:36:43.163
16	1:03.831	+0.395	16:37:46.994
(90) Henry Campbell			
1	1:09.484	+5.735	16:21:50.040
2	1:04.638	+0.889	16:22:54.678
3	1:04.660	+0.911	16:23:59.338
4	1:04.366	+0.617	16:25:03.704
5	1:04.158	+0.409	16:26:07.862
6	1:04.085	+0.336	16:27:11.947
7	1:03.749		16:28:15.696
8	1:04.223	+0.474	16:29:19.919
9	1:03.984	+0.235	16:30:23.903
10	1:03.797	+0.048	16:31:27.700
11	1:03.886	+0.137	16:32:31.586
12	1:04.055	+0.306	16:33:35.641
13	1:03.832	+0.083	16:34:39.473
14	1:04.092	+0.343	16:35:43.565
15	1:04.293	+0.544	16:36:47.858
16	1:04.245	+0.496	16:37:52.103
(23) David Nichol			
1	1:09.760	+5.361	16:21:50.381
2	1:04.452	+0.053	16:22:54.833

Results provisional until the conclusion of judicial and technical matters

Orbits

Chief Timekeeper: D.Bradfield

Clerk of the Course:

Live timing available at timing.rhwright.co.uk

www.mylaps.com

Licensed to: R.H.Wright Timing



500MRCI July Race Meeting

Sorted on Laps

Formula Ford 1600

Kirkistown 500 MRCI 1.512 miles

Race 2 (R12)

24/07/2021 16:30

Race (15:00 and 1 Laps) started at 16:20:36

Pos	No.	Name	Make	Laps	Total Tm	Best Tm	Best Speed	In Lap	Avg. Speed
1	28	David McCullough	Van Diemen RF01	16	16:48.709	1:02.027	87.752	8	86.336
2	3	Jordan Dempsey	Van Diemen RF00	16	16:48.810	1:01.777	88.108	8	86.328
3	18	Alan Davidson	Mondiale M89S	16	16:50.313	1:02.196	87.514	12	86.199
4	111	David Parks	Ray GR07	16	16:51.080	1:01.964	87.842	15	86.134
5	89	Brandon McCaughan	Mondiale M89S	16	16:51.941	1:02.203	87.504	15	86.061
6	80	Chris Hillis	Mondiale M88S	16	17:10.651	1:03.505	85.710	12	84.498
7	5	Robbie Allen	Van Diemen RF06	16	17:10.752	1:03.436	85.803	2	84.490
8	90	Henry Campbell	Reynard FF89	16	17:15.861	1:03.749	85.382	7	84.073
9	23	David Nicholl	Reynard FF89	16	17:30.412	1:04.399	84.520	6	82.909
Not classified									
DNF	39	Robbie Parks	Ray GR14		3.760		-	0	-

Margin of Victory

Avg. Speed

Best Lap Tm

Best Speed

Best Lap by

0.101

86.336

1:01.777

88.108

3 - Jordan Dempsey

Results provisional until the conclusion of judicial and technical matters

Orbits

Chief Timekeeper: D.Bradfield

Clerk of the Course:

Live timing available at timing.rhwright.co.uk

www.mylaps.com

Licensed to: R.H.Wright Timing

Printed: 24/07/2021 16:38:21



500MRCI July Race Meeting


Formula Ford 1600

Kirkistown 500 MRCI 1.512 miles

Race 2 (R12)

24/07/2021 16:30

Race (15:00 and 1 Laps) started at 16:20:36



5

1:03.986
90 Henry Campbell

9

1:04.539
23 David Nicholl

10

4

1:02.833
39 Robbie Parks

7

1:03.451
80 Chris Hillis

8

3

1:02.224
89 Brandon McCaughan

5

1:02.822
5 Robbie Allen

6

2

1:01.704
18 Alan Davidson

3

1:02.126
111 David Parks

4

1


1:01.440
3 Jordan Dempsey

1

1:01.508
28 David McCullough

2

POLE POSITION



Results provisional until the conclusion of judicial and technical matters

Orbits

Chief Timekeeper: D.Bradfield

Clerk of the Course:

Live timing available at timing.rhwright.co.uk

www.mylaps.com

Licensed to: R.H.Wright Timing



500MRCI July Race Meeting


Formula Sheane

Kirkistown 500 MRCI 1.512 miles

Qualifying

24/07/2021 09:30

Qualifying started at 9:50:03



Lap	Lap Tm	Diff	Time of Day
(28) Philip Sheane			
1	1:06.920	+4.995	9:52:31.188
2	1:03.926	+2.001	9:53:35.114
3	1:03.213	+1.288	9:54:38.327
4	1:02.729	+0.804	9:55:41.056
5	1:02.240	+0.315	9:56:43.296
6	1:03.638	+1.713	9:57:46.934
7	1:02.193	+0.268	9:58:49.127
8	1:01.925		9:59:51.052
9	1:02.652	+0.727	10:00:53.704
(55) Derek Roddy			
1	1:05.271	+3.322	9:52:28.771
2	1:03.816	+1.867	9:53:32.587
3	1:03.336	+1.387	9:54:35.923
4	1:02.824	+0.875	9:55:38.747
5	1:02.737	+0.788	9:56:41.484
6	1:02.680	+0.731	9:57:44.164
7	1:02.381	+0.432	9:58:46.545
8	1:02.129	+0.180	9:59:48.674
9	1:01.949		10:00:50.623
(3) Richard Kearney			
1	1:03.924	+1.860	9:52:27.953
2	1:04.146	+2.082	9:53:32.099
3	1:02.620	+0.556	9:54:34.719
4	1:04.929	+2.865	9:55:39.648
5	1:03.085	+1.021	9:56:42.733
6	1:02.558	+0.494	9:57:45.291
7	1:02.514	+0.450	9:58:47.805
8	1:02.064		9:59:49.869
9	1:03.046	+0.982	10:00:52.915
(22) Chris Dunne			
1	1:08.311	+2.867	9:52:33.979
2	1:06.655	+1.211	9:53:40.634
3	1:05.958	+0.514	9:54:46.592
4	1:12.557	+7.113	9:55:59.149
5	1:07.956	+2.512	9:57:07.105
6	1:06.590	+1.146	9:58:13.695
7	1:05.444		9:59:19.139
8	1:05.760	+0.316	10:00:24.899
(9) Richie Adams			
1	1:16.687	+10.828	9:52:47.078
2	1:08.463	+2.604	9:53:55.541
3	2:09.775	+1:03.916	9:56:05.316
4	1:13.590	+7.731	9:57:18.906
5	1:07.406	+1.547	9:58:26.312
6	1:05.972	+0.113	9:59:32.284
7	1:05.859		10:00:38.143
(10) Tom Foley			
1	1:10.313	+3.949	9:52:29.045
2	1:06.799	+0.435	9:53:35.844
3	1:06.793	+0.429	9:54:42.637
4	1:06.364		9:55:49.001
p5	16.220	-50.144	9:56:05.221
6	50.610	-15.754	9:56:55.831
7	1:08.802	+2.438	9:58:04.633
8	1:07.876	+1.512	9:59:12.509
9	1:07.742	+1.378	10:00:20.251
(44) Mark Keenan			
1	1:08.754	+1.566	9:52:26.096
2	1:07.188		9:53:33.284
3	1:10.795	+3.607	9:54:44.079

Lap	Lap Tm	Diff	Time of Day
-----	--------	------	-------------

Lap	Lap Tm	Diff	Time of Day
-----	--------	------	-------------

Results provisional until the conclusion of judicial and technical matters Orbits

Chief Timekeeper: D.Bradfield

Clerk of the Course:

Live timing available at timing.rhwright.co.uk

www.mylaps.com

Licensed to: R.H.Wright Timing



500MRCI July Race Meeting

Sorted on best lap time

Formula Sheane

Kirkistown 500 MRCI 1.512 miles

Qualifying

24/07/2021 09:30

Qualifying started at 9:50:03

Pos	No.	Name	Make	Best Tm	Diff	In Lap	Best Speed	2nd Best	2nd Lap
1	28	Philip Sheane	1.8 Sheane Rover	1:01.925		8	87.897	1:02.193	7
2	55	Derek Roddy	1.8 Sheane Rover	1:01.949	0.024	9	87.863	1:02.129	8
3	3	Richard Kearney	1.8 Sheane Rover	1:02.064	0.139	8	87.700	1:02.514	7
4	22	Chris Dunne	1.8 Sheane Rover	1:05.444	3.519	7	83.171	1:05.760	8
5	9	Richie Adams	1.8 Sheane Rover	1:05.859	3.934	7	82.647	1:05.972	6
6	10	Tom Foley	1.8 Sheane Rover	1:06.364	4.439	4	82.018	1:06.793	3
7	44	Mark Keenan	1.8 Sheane Rover	1:07.188	5.263	2	81.012	1:08.754	1

Results provisional until the conclusion of judicial and technical matters

Orbits

Chief Timekeeper: D.Bradfield

Clerk of the Course:

Live timing available at timing.rhwright.co.uk

www.mylaps.com

Licensed to: R.H.Wright Timing



500MRCI July Race Meeting

Formula Sheane

Kirkistown 500 MRCI 1.512 miles

Race 1 (R3)

24/07/2021 11:45

Race (15:00 and 1 Laps) started at 12:00:23

Lap	Lap Tm	Diff	Time of Day
(28) Philip Sheane			
1	1:06.907	+5.022	12:01:32.550
2	1:02.293	+0.408	12:02:34.843
3	1:02.593	+0.708	12:03:37.436
4	1:02.118	+0.233	12:04:39.554
5	1:02.148	+0.263	12:05:41.702
6	1:02.094	+0.209	12:06:43.796
7	1:02.400	+0.515	12:07:46.196
8	1:02.065	+0.180	12:08:48.261
9	1:02.072	+0.187	12:09:50.333
10	1:02.109	+0.224	12:10:52.442
11	1:02.114	+0.229	12:11:54.556
12	1:02.385	+0.500	12:12:56.941
13	1:02.587	+0.702	12:13:59.528
14	1:01.885		12:15:01.413
15	1:02.242	+0.357	12:16:03.655
16	1:04.090	+2.205	12:17:07.745
(55) Derek Roddy			
1	1:08.306	+6.436	12:01:33.950
2	1:02.263	+0.393	12:02:36.213
3	1:01.870		12:03:38.083
4	1:02.282	+0.412	12:04:40.365
5	1:03.239	+1.369	12:05:43.604
6	1:02.454	+0.584	12:06:46.058
7	1:02.221	+0.351	12:07:48.279
8	1:02.389	+0.519	12:08:50.668
9	1:02.831	+0.961	12:09:53.499
10	1:02.610	+0.740	12:10:56.109
11	1:02.800	+0.930	12:11:58.909
12	1:02.794	+0.924	12:13:01.703
13	1:02.772	+0.902	12:14:04.475
14	1:02.753	+0.883	12:15:07.228
15	1:02.933	+1.063	12:16:10.161
16	1:03.231	+1.361	12:17:13.392
(22) Chris Dunne			
1	1:08.934	+4.052	12:01:35.401
2	1:04.882		12:02:40.283
3	1:04.884	+0.002	12:03:45.167
4	1:05.082	+0.200	12:04:50.249
5	1:05.147	+0.265	12:05:55.396
6	1:05.010	+0.128	12:07:00.406
7	1:05.049	+0.167	12:08:05.455
8	1:04.978	+0.096	12:09:10.433
9	1:05.288	+0.406	12:10:15.721
10	1:05.331	+0.449	12:11:21.052
11	1:05.419	+0.537	12:12:26.471
12	1:05.509	+0.627	12:13:31.980
13	1:05.200	+0.318	12:14:37.180
14	1:04.921	+0.039	12:15:42.101
15	1:05.308	+0.426	12:16:47.409
16	1:05.372	+0.490	12:17:52.781
(44) Mark Keenan			
1	1:10.405	+7.169	12:01:37.823
2	1:05.294	+2.058	12:02:42.917
3	1:03.546	+0.310	12:03:46.463
4	1:19.016	+15.780	12:05:05.479
5	1:04.168	+0.932	12:06:09.647
6	1:04.227	+0.991	12:07:13.874
7	1:03.980	+0.744	12:08:17.854
8	1:04.271	+1.035	12:09:22.125
9	1:03.903	+0.667	12:10:26.028
10	1:03.801	+0.565	12:11:29.829
11	1:03.397	+0.161	12:12:33.226
12	1:04.495	+1.259	12:13:37.721
13	1:06.080	+2.844	12:14:43.801
14	1:03.680	+0.444	12:15:47.481
15	1:03.835	+0.599	12:16:51.316
16	1:03.236		12:17:54.552
(9) Richie Adams			

Lap	Lap Tm	Diff	Time of Day
1	1:10.270	+5.542	12:01:37.232
2	1:07.247	+2.519	12:02:44.479
3	1:05.394	+0.666	12:03:49.873
4	1:05.610	+0.882	12:04:55.483
5	1:05.588	+0.860	12:06:01.071
6	1:05.437	+0.709	12:07:06.508
7	1:04.728		12:08:11.236
8	1:05.477	+0.749	12:09:16.713
9	1:05.457	+0.729	12:10:22.170
10	1:05.077	+0.349	12:11:27.247
11	1:05.468	+0.740	12:12:32.715
12	1:04.922	+0.194	12:13:37.637
13	1:10.340	+5.612	12:14:47.977
14	1:05.462	+0.734	12:15:53.439
15	1:05.659	+0.931	12:16:59.098
16	1:05.396	+0.668	12:18:04.494
(10) Tom Foley			
1	1:09.229	+4.191	12:01:36.152
2	1:05.118	+0.080	12:02:41.270
3	1:05.038		12:03:46.308
4	1:12.938	+7.900	12:04:59.246
5	1:06.802	+1.764	12:06:06.048
6	1:05.929	+0.891	12:07:11.977
7	1:05.767	+0.729	12:08:17.744
8	1:06.465	+1.427	12:09:24.209
9	1:06.344	+1.306	12:10:30.553
10	1:05.873	+0.835	12:11:36.426
11	1:06.339	+1.301	12:12:42.765
12	1:06.183	+1.145	12:13:48.948
13	1:06.296	+1.258	12:14:55.244
14	1:05.493	+0.455	12:16:00.737
15	1:06.051	+1.013	12:17:06.788
16	1:05.752	+0.714	12:18:12.540

Results provisional until the conclusion of judicial and technical matters

Orbits

Chief Timekeeper: D.Bradfield

Clerk of the Course:

Live timing available at timing.rhwright.co.uk

www.mylaps.com

Licensed to: R.H.Wright Timing



500MRCI July Race Meeting

Sorted on Laps

Formula Sheane

Kirkistown 500 MRCI 1.512 miles

Race 1 (R3)

24/07/2021 11:45

Race (15:00 and 1 Laps) started at 12:00:23

Pos	No.	Name	Make	Laps	Total Tm	Best Tm	Best Speed	In Lap	Avg. Speed
1	28	Philip Sheane	1.8 Sheane Rover	16	16:43.754	1:01.885	87.954	14	86.763
2	55	Derek Roddy	1.8 Sheane Rover	16	16:49.401	1:01.870	87.975	3	86.277
3	22	Chris Dunne	1.8 Sheane Rover	16	17:28.790	1:04.882	83.891	2	83.037
4	44	Mark Keenan	1.8 Sheane Rover	16	17:30.561	1:03.236	86.075	16	82.897
5	9	Richie Adams	1.8 Sheane Rover	16	17:40.503	1:04.728	84.091	7	82.120
6	10	Tom Foley	1.8 Sheane Rover	16	17:48.549	1:05.038	83.690	3	81.501
Not classified									
DNS	3	Richard Kearney	1.8 Sheane Rover					0	

Margin of Victory

Avg. Speed

Best Lap Tm

Best Speed

Best Lap by

5.647

86.763

1:01.870

87.975

55 - Derek Roddy

Results provisional until the conclusion of judicial and technical matters

Orbits

Chief Timekeeper: D.Bradfield

Clerk of the Course:

Live timing available at timing.rhwright.co.uk

www.mylaps.com

Licensed to: R.H.Wright Timing

Printed: 24/07/2021 12:18:37



500MRCI July Race Meeting


Formula Sheane

Kirkistown 500 MRCI 1.512 miles

Race 1 (R3)

24/07/2021 11:45

Race (15:00 and 1 Laps) started at 12:00:23



4

1:07.188
44 Mark Keenan

7

3

1:05.859
9 Richie Adams

5

2

1:02.064
3 Richard Kearney

3

1

1:01.925
28 Philip Sheane

1

POLE POSITION

1:06.364
10 Tom Foley


6

1:05.444
22 Chris Dunne

4

1:01.949
55 Derek Roddy

2



Results provisional until the conclusion of judicial and technical matters

Orbits

Chief Timekeeper: D.Bradfield

Clerk of the Course:

Live timing available at timing.rhwright.co.uk

www.mylaps.com

Licensed to: R.H.Wright Timing



500MRCI July Race Meeting

Formula Sheane

Kirkistown 500 MRCI 1.512 miles

Race 2 (R9)

24/07/2021 15:10

Race (15:00 and 1 Laps) started at 14:59:54

Lap	Lap Tm	Diff	Time of Day
(55) Derek Roddy			
1	1:08.352	+4.975	15:01:04.824
2	1:04.323	+0.946	15:02:09.147
3	1:03.676	+0.299	15:03:12.823
4	1:03.655	+0.278	15:04:16.478
5	1:03.512	+0.135	15:05:19.990
6	1:03.383	+0.006	15:06:23.373
7	1:03.824	+0.447	15:07:27.197
8	1:03.377		15:08:30.574
9	1:03.710	+0.333	15:09:34.284
10	1:03.536	+0.159	15:10:37.820
11	1:03.724	+0.347	15:11:41.544
12	1:04.013	+0.636	15:12:45.557
13	1:04.645	+1.268	15:13:50.202
14	1:04.512	+1.135	15:14:54.714
15	1:05.071	+1.694	15:15:59.785

(44) Mark Keenan			
1	1:08.993	+4.504	15:01:07.464
2	1:04.644	+0.155	15:02:12.108
3	1:04.498	+0.009	15:03:16.606
4	1:06.067	+1.578	15:04:22.673
5	1:04.969	+0.480	15:05:27.642
6	1:04.533	+0.044	15:06:32.175
7	1:05.166	+0.677	15:07:37.341
8	1:06.321	+1.832	15:08:43.662
9	1:07.233	+2.744	15:09:50.895
10	1:06.025	+1.536	15:10:56.920
11	1:05.823	+1.334	15:12:02.743
12	1:07.038	+2.549	15:13:09.781
13	1:06.332	+1.843	15:14:16.113
14	1:04.489		15:15:20.602
15	1:05.331	+0.842	15:16:25.933

(10) Tom Foley			
1	1:12.429	+7.245	15:01:10.495
2	1:07.200	+2.016	15:02:17.695
3	1:08.107	+2.923	15:03:25.802
4	1:07.799	+2.615	15:04:33.601
5	1:06.730	+1.546	15:05:40.331
6	1:06.500	+1.316	15:06:46.831
7	1:06.143	+0.959	15:07:52.974
8	1:06.893	+1.709	15:08:59.867
9	1:05.184		15:10:05.051
10	1:06.954	+1.770	15:11:12.005
11	1:07.253	+2.069	15:12:19.258
12	1:06.397	+1.213	15:13:25.655
13	1:06.456	+1.272	15:14:32.111
14	1:06.137	+0.953	15:15:38.248
15	1:07.511	+2.327	15:16:45.759

(22) Chris Dunne			
1	1:19.988	+15.219	15:01:17.248
2	1:06.514	+1.745	15:02:23.762
3	1:06.708	+1.939	15:03:30.470
4	1:06.236	+1.467	15:04:36.706
5	1:05.522	+0.753	15:05:42.228
6	1:05.484	+0.715	15:06:47.712
7	1:06.366	+1.597	15:07:54.078
8	1:06.053	+1.284	15:09:00.131
9	1:05.763	+0.994	15:10:05.894
10	1:12.222	+7.453	15:11:18.116
11	1:05.472	+0.703	15:12:23.588
12	1:04.769		15:13:28.357
13	1:05.132	+0.363	15:14:33.489
14	1:12.276	+7.507	15:15:45.765
15	1:07.102	+2.333	15:16:52.867

(9) Richie Adams			
1	1:14.442	+9.041	15:01:12.207
2	1:06.783	+1.382	15:02:18.990
3	1:07.383	+1.982	15:03:26.373
4	1:07.461	+2.060	15:04:33.834

Lap	Lap Tm	Diff	Time of Day
5	1:07.269	+1.868	15:05:41.103
6	1:06.265	+0.864	15:06:47.368
7	1:06.492	+1.091	15:07:53.860
8	1:06.341	+0.940	15:09:00.201
9	1:13.572	+8.171	15:10:13.773
10	1:06.064	+0.663	15:11:19.837
11	1:05.401		15:12:25.238
12	1:06.731	+1.330	15:13:31.969
13	1:05.711	+0.310	15:14:37.680
14	1:08.951	+3.550	15:15:46.631

(28) Philip Sheane			
1	1:08.360	+6.001	15:01:04.833
2	1:03.535	+1.176	15:02:08.368
3	1:02.967	+0.608	15:03:11.335
4	1:03.165	+0.806	15:04:14.500
5	1:03.008	+0.649	15:05:17.508
6	1:02.858	+0.499	15:06:20.366
7	1:02.738	+0.379	15:07:23.104
8	1:02.544	+0.185	15:08:25.648
9	1:02.644	+0.285	15:09:28.292
10	1:03.098	+0.739	15:10:31.390
11	1:02.359		15:11:33.749
12	1:02.862	+0.503	15:12:36.611

Results provisional until the conclusion of judicial and technical matters

Orbits

Chief Timekeeper: D.Bradfield

Clerk of the Course:

Live timing available at timing.rhwright.co.uk

www.mylaps.com

Licensed to: R.H.Wright Timing



500MRCI July Race Meeting

Sorted on Laps

Formula Sheane

Kirkistown 500 MRCI 1.512 miles

Race 2 (R9)

24/07/2021 15:10

Race (15:00 and 1 Laps) started at 14:59:54

Pos	No.	Name	Make	Laps	Total Tm	Best Tm	Best Speed	In Lap	Avg. Speed
1	55	Derek Roddy	1.8 Sheane Rover	15	16:05.056	1:03.377	85.883	8	84.602
2	44	Mark Keenan	1.8 Sheane Rover	15	16:31.204	1:04.489	84.402	14	82.370
3	10	Tom Foley	1.8 Sheane Rover	15	16:51.030	1:05.184	83.502	9	80.755
4	22	Chris Dunne	1.8 Sheane Rover	15	16:58.138	1:04.769	84.037	12	80.191
Not classified									
DNF	9	Richie Adams	1.8 Sheane Rover	14	15:51.902	1:05.401	83.225	11	80.053
DNF	28	Philip Sheane	1.8 Sheane Rover	12	12:41.882	1:02.359	87.285	11	85.730
DNS	3	Richard Kearney	1.8 Sheane Rover					0	

Margin of Victory

Avg. Speed

Best Lap Tm

Best Speed

Best Lap by

26.148

84.602

1:03.377

85.883

55 - Derek Roddy

Results provisional until the conclusion of judicial and technical matters

Orbits

Chief Timekeeper: D.Bradfield

Clerk of the Course:

Live timing available at timing.rhwright.co.uk

www.mylaps.com

Licensed to: R.H.Wright Timing

Printed: 24/07/2021 15:18:06



500MRCI July Race Meeting


Formula Sheane

Kirkistown 500 MRCI 1.512 miles

Race 2 (R9)

24/07/2021 15:10

Race (15:00 and 1 Laps) started at 14:59:54



4

1:08.754
44 Mark Keenan

7

3

1:05.972
9 Richie Adams

5

2

1:02.514
3 Richard Kearney

3

1

1:02.129
55 Derek Roddy

1

POLE POSITION

1:06.793
10 Tom Foley


6

1:05.760
22 Chris Dunne

4

1:02.193
28 Philip Sheane

2



Results provisional until the conclusion of judicial and technical matters

Orbits

Chief Timekeeper: D.Bradfield

Clerk of the Course:

Live timing available at timing.rhwright.co.uk

www.mylaps.com

Licensed to: R.H.Wright Timing



500MRCI July Race Meeting


Ginetta Juniors

Kirkistown 500 MRCI 1.512 miles

Qualifying

24/07/2021 09:15

Qualifying started at 9:35:52



Lap	Lap Tm	Diff	Time of Day	Lap	Lap Tm	Diff	Time of Day	Lap	Lap Tm	Diff	Time of Day
(8) Sean McGovern											
1	1:13.956	+2.224	9:38:56.573								
2	1:12.451	+0.719	9:40:09.024								
3	1:12.069	+0.337	9:41:21.093								
4	1:11.732		9:42:32.825								
5	1:13.251	+1.519	9:43:46.076								
6	1:12.050	+0.318	9:44:58.126								
(43) Ben McFall											
1	1:14.328	+1.477	9:38:30.021								
2	1:13.066	+0.215	9:39:43.087								
3	1:13.027	+0.176	9:40:56.114								
4	1:13.334	+0.483	9:42:09.448								
5	1:13.398	+0.547	9:43:22.846								
6	1:13.655	+0.804	9:44:36.501								
7	1:14.438	+1.587	9:45:50.939								
8	1:12.851		9:47:03.790								
(26) Ethan Campbell											
1	1:15.012	+1.238	9:38:37.693								
2	1:14.442	+0.668	9:39:52.135								
3	1:14.426	+0.652	9:41:06.561								
4	1:14.304	+0.530	9:42:20.865								
5	1:14.155	+0.381	9:43:35.020								
6	1:13.774		9:44:48.794								
7	1:14.613	+0.839	9:46:03.407								
(32) Se Og Martin											
1	1:15.417		9:38:30.982								
2	1:15.462	+0.045	9:39:46.444								
p3	2:53.395	+1:37.978	9:42:39.839								
(9) Charlotte Fenton											
1	1:23.652	+2.530	9:38:59.075								
2	1:22.618	+1.496	9:40:21.693								
3	1:22.205	+1.083	9:41:43.898								
4	1:21.348	+0.226	9:43:05.246								
5	1:21.812	+0.690	9:44:27.058								
6	1:28.731	+7.609	9:45:55.789								
7	1:21.122		9:47:16.911								

Results provisional until the conclusion of judicial and technical matters

Orbits

Chief Timekeeper: D.Bradfield

Clerk of the Course:

Live timing available at timing.rhwright.co.uk

www.mylaps.com

Licensed to: R.H.Wright Timing



500MRCI July Race Meeting

Sorted on best lap time

Ginetta Juniors

Kirkistown 500 MRCI 1.512 miles

Qualifying

24/07/2021 09:15

Qualifying started at 9:35:52

Pos	No.	Name	Make	Best Tm	Diff	In Lap	Best Speed	2nd Best	2nd Lap
1	8	Sean McGovern	1.4 Ginetta G20	1:11.732		4	75.880	1:12.050	6
2	43	Ben McFall	1.4 Ginetta G20	1:12.851	1.119	8	74.714	1:13.027	3
3	26	Ethan Campbell	1.4 Ginetta G20	1:13.774	2.042	6	73.780	1:14.155	5
4	32	Se Og Martin	1.4 Ginetta G20	1:15.417	3.685	1	72.172	1:15.462	2
5	9	Charlotte Fenton	1.4 Ginetta G20	1:21.122	9.390	7	67.097	1:21.348	4
6	88	Kalum Graffin	1.4 Ginetta G20			0	-		0

Announcements

Car 88 – Please fit a working transponder as per MSA Reg Q12.8.1

Results provisional until the conclusion of judicial and technical matters

Orbits

Chief Timekeeper: D.Bradfield

Clerk of the Course:

Live timing available at timing.rhwright.co.uk

www.mylaps.com

Licensed to: R.H.Wright Timing



500MRCI July Race Meeting


Ginetta Juniors

Kirkistown 500 MRCI 1.512 miles

Race 1 (R2)

24/07/2021 11:15

Race (15:00 and 1 Laps) started at 11:31:46



Lap	Lap Tm	Diff	Time of Day
(43) Ben McFall			
1	1:19.044	+6.270	11:33:07.283
2	1:14.174	+1.400	11:34:21.457
3	1:13.287	+0.513	11:35:34.744
4	1:16.204	+3.430	11:36:50.948
5	1:13.898	+1.124	11:38:04.846
6	1:13.486	+0.712	11:39:18.332
7	1:13.917	+1.143	11:40:32.249
8	1:13.448	+0.674	11:41:45.697
9	1:14.401	+1.627	11:43:00.098
10	1:16.124	+3.350	11:44:16.222
11	1:12.774		11:45:28.996
12	1:12.984	+0.210	11:46:41.980
13	1:13.140	+0.366	11:47:55.120
14	1:13.640	+0.866	11:49:08.760

Lap	Lap Tm	Diff	Time of Day
(32) Se Og Martin			
1	1:19.058	+6.238	11:33:08.069
2	1:15.429	+2.609	11:34:23.498
3	1:14.210	+1.390	11:35:37.708
4	1:13.467	+0.647	11:36:51.175
5	1:18.746	+5.926	11:38:09.921
6	1:12.951	+0.131	11:39:22.872
7	1:13.155	+0.335	11:40:36.027
8	1:13.313	+0.493	11:41:49.340
9	1:12.820		11:43:02.160
10	1:13.638	+0.818	11:44:15.798
11	1:13.370	+0.550	11:45:29.168
12	1:13.304	+0.484	11:46:42.472
13	1:13.155	+0.335	11:47:55.627
14	1:13.428	+0.608	11:49:09.055

Lap	Lap Tm	Diff	Time of Day
(8) Sean McGovern			
1	1:18.985	+6.344	11:33:07.310
2	1:14.422	+1.781	11:34:21.732
3	1:13.017	+0.376	11:35:34.749
4	1:16.582	+3.941	11:36:51.331
5	1:14.276	+1.635	11:38:05.607
6	1:12.953	+0.312	11:39:18.560
7	1:14.007	+1.366	11:40:32.567
8	1:13.342	+0.701	11:41:45.909
9	1:14.266	+1.625	11:43:00.175
10	1:18.803	+6.162	11:44:18.978
11	1:12.909	+0.268	11:45:31.887
12	1:14.294	+1.653	11:46:46.181
13	1:13.121	+0.480	11:47:59.302
14	1:12.641		11:49:11.943

Lap	Lap Tm	Diff	Time of Day
(88) Kalum Graffin			
1	1:20.086	+6.096	11:33:09.158
2	1:14.879	+0.889	11:34:24.037
3	1:15.280	+1.290	11:35:39.317
4	1:15.390	+1.400	11:36:54.707
5	1:14.488	+0.498	11:38:09.195
6	1:14.015	+0.025	11:39:23.210
7	1:14.349	+0.359	11:40:37.559
8	1:14.320	+0.330	11:41:51.879
9	1:14.177	+0.187	11:43:06.056
10	1:15.430	+1.440	11:44:21.486
11	1:13.990		11:45:35.476
12	1:14.549	+0.559	11:46:50.025
13	1:14.934	+0.944	11:48:04.959
14	1:14.170	+0.180	11:49:19.129

Lap	Lap Tm	Diff	Time of Day
(26) Ethan Campbell			
1	1:20.141	+5.366	11:33:07.667
2	1:17.774	+2.999	11:34:25.441
3	1:21.240	+6.465	11:35:46.681
4	1:15.871	+1.096	11:37:02.552
5	1:15.411	+0.636	11:38:17.963
6	1:15.545	+0.770	11:39:33.508
7	1:15.063	+0.288	11:40:48.571
8	1:15.090	+0.315	11:42:03.661

Lap	Lap Tm	Diff	Time of Day
9	1:15.932	+1.157	11:43:19.593
10	1:14.927	+0.152	11:44:34.520
11	1:14.775		11:45:49.295
12	1:15.839	+1.064	11:47:05.134
13	1:14.908	+0.133	11:48:20.042
14	1:14.915	+0.140	11:49:34.957

Lap	Lap Tm	Diff	Time of Day
(9) Charlotte Fenton			
1	1:29.007	+7.006	11:33:16.875
2	1:22.801	+0.800	11:34:39.676
3	1:22.783	+0.782	11:36:02.459
4	1:22.291	+0.290	11:37:24.750
5	1:22.233	+0.232	11:38:46.983
6	1:23.080	+1.079	11:40:10.063
7	1:22.879	+0.878	11:41:32.942
8	1:22.355	+0.354	11:42:55.297
9	1:23.901	+1.900	11:44:19.198
10	1:24.146	+2.145	11:45:43.344
11	1:22.001		11:47:05.345
12	1:23.502	+1.501	11:48:28.847
13	1:22.794	+0.793	11:49:51.641

Results provisional until the conclusion of judicial and technical matters

Orbits

Chief Timekeeper: D.Bradfield

Clerk of the Course:

Live timing available at timing.rhwright.co.uk

www.mylaps.com

Licensed to: R.H.Wright Timing



500MRCI July Race Meeting

Sorted on Laps

Ginetta Juniors

Kirkistown 500 MRCI 1.512 miles

Race 1 (R2)

24/07/2021 11:15

Race (15:00 and 1 Laps) started at 11:31:46

Pos	No.	Name	Make	Laps	Total Tm	Best Tm	Best Speed	In Lap	Avg. Speed
1	43	Ben McFall	1.4 Ginetta G20	14	17:22.590	1:12.774	74.793	11	73.089
2	32	Se Og Martin	1.4 Ginetta G20	14	17:22.885	1:12.820	74.746	9	73.069
3	8	Sean McGovern	1.4 Ginetta G20	14	17:25.773	1:12.641	74.930	14	72.867
4	88	Kalum Graffin	1.4 Ginetta G20	14	17:32.959	1:13.990	73.564	11	72.370
5	26	Ethan Campbell	1.4 Ginetta G20	14	17:48.787	1:14.775	72.792	11	71.298
6	9	Charlotte Fenton	1.4 Ginetta G20	13	18:05.471	1:22.001	66.377	11	65.188

Margin of Victory

Avg. Speed

Best Lap Tm

Best Speed

Best Lap by

0.295

73.089

1:12.641

74.930

8 - Sean McGovern

Results provisional until the conclusion of judicial and technical matters

Orbits

Chief Timekeeper: D.Bradfield

Clerk of the Course:

Live timing available at timing.rhwright.co.uk

www.mylaps.com

Licensed to: R.H.Wright Timing

Printed: 24/07/2021 11:50:17



500MRCI July Race Meeting


Ginetta Juniors

Kirkistown 500 MRCI 1.512 miles

Race 1 (R2)

24/07/2021 11:15

Race (15:00 and 1 Laps) started at 11:31:46



3

1:21.122 9 Charlotte Fenton
5

88 Kalum Graffin
6

2

1:13.774 26 Ethan Campbell
3


1:15.417 32 Se Og Martin
4

1

1:11.732 8 Sean McGovern
1

1:12.851 43 Ben McFall
2

POLE POSITION



Results provisional until the conclusion of judicial and technical matters

Orbits

Chief Timekeeper: D.Bradfield

Clerk of the Course:

Live timing available at timing.rhwright.co.uk

www.mylaps.com

Licensed to: R.H.Wright Timing



500MRCI July Race Meeting

Ginetta Juniors

Kirkistown 500 MRCI 1.512 miles

Race 2 (R8)

24/07/2021 14:40

Race (15:00 and 1 Laps) started at 14:34:46

Lap	Lap Tm	Diff	Time of Day
(8) Sean McGovern			
1	1:20.618	+7.924	14:36:08.638
2	1:12.694		14:37:21.332
3	1:12.706	+0.012	14:38:34.038
4	1:14.389	+1.695	14:39:48.427
5	1:13.291	+0.597	14:41:01.718
6	1:13.344	+0.650	14:42:15.062
7	1:13.313	+0.619	14:43:28.375
8	1:13.397	+0.703	14:44:41.772
9	1:12.803	+0.109	14:45:54.575
10	1:14.209	+1.515	14:47:08.784
11	1:14.824	+2.130	14:48:23.608
12	1:14.072	+1.378	14:49:37.680
13	1:15.068	+2.374	14:50:52.748
14	1:15.192	+2.498	14:52:07.940

Lap	Lap Tm	Diff	Time of Day
(32) Se Og Martin			
1	1:18.076	+5.198	14:36:06.840
2	1:13.581	+0.703	14:37:20.421
3	1:13.360	+0.482	14:38:33.781
4	1:14.546	+1.668	14:39:48.327
5	1:13.349	+0.471	14:41:01.676
6	1:13.852	+0.974	14:42:15.528
7	1:12.878		14:43:28.406
8	1:12.882	+0.004	14:44:41.288
9	1:13.042	+0.164	14:45:54.330
10	1:14.143	+1.265	14:47:08.473
11	1:14.123	+1.245	14:48:22.596
12	1:14.464	+1.586	14:49:37.060
13	1:15.239	+2.361	14:50:52.299
14	1:15.955	+3.077	14:52:08.254

Lap	Lap Tm	Diff	Time of Day
(43) Ben McFall			
1	1:20.097	+6.769	14:36:08.435
2	1:14.241	+0.913	14:37:22.676
3	1:15.608	+2.280	14:38:38.284
4	1:13.472	+0.144	14:39:51.756
5	1:13.328		14:41:05.084
6	1:13.466	+0.138	14:42:18.550
7	1:14.837	+1.509	14:43:33.387
8	1:14.214	+0.886	14:44:47.601
9	1:14.131	+0.803	14:46:01.732
10	1:14.281	+0.953	14:47:16.013
11	1:14.297	+0.969	14:48:30.310
12	1:18.851	+5.523	14:49:49.161
13	1:15.780	+2.452	14:51:04.941
14	1:18.598	+5.270	14:52:23.539

Lap	Lap Tm	Diff	Time of Day
(88) Kalum Graffin			
1	1:20.337	+6.052	14:36:10.058
2	1:15.176	+0.891	14:37:25.234
3	1:16.255	+1.970	14:38:41.489
4	1:14.791	+0.506	14:39:56.280
5	1:15.842	+1.557	14:41:12.122
6	1:15.510	+1.225	14:42:27.632
7	1:14.607	+0.322	14:43:42.239
8	1:14.285		14:44:56.524
9	1:15.043	+0.758	14:46:11.567
10	1:14.844	+0.559	14:47:26.411
11	1:16.481	+2.196	14:48:42.892
12	1:17.267	+2.982	14:50:00.159
13	1:16.761	+2.476	14:51:16.920
14	1:26.821	+12.536	14:52:43.741

Lap	Lap Tm	Diff	Time of Day
(26) Ethan Campbell			
1	1:20.326	+5.804	14:36:09.500
2	1:15.319	+0.797	14:37:24.819
3	1:15.915	+1.393	14:38:40.734
4	1:15.219	+0.697	14:39:55.953
5	1:15.464	+0.942	14:41:11.417
6	1:16.151	+1.629	14:42:27.568
7	1:15.579	+1.057	14:43:43.147
8	1:14.522		14:44:57.669

Lap	Lap Tm	Diff	Time of Day
9	1:22.092	+7.570	14:46:19.761
10	1:16.060	+1.538	14:47:35.821
11	1:16.481	+1.959	14:48:52.302
12	1:17.888	+3.366	14:50:10.190
13	1:21.207	+6.685	14:51:31.397
14	1:17.849	+3.327	14:52:49.246

Lap	Lap Tm	Diff	Time of Day
(9) Charlotte Fenton			
1	1:28.254	+4.677	14:36:18.469
2	1:24.650	+1.073	14:37:43.119
3	1:24.838	+1.261	14:39:07.957
4	1:24.239	+0.662	14:40:32.196
5	1:24.127	+0.550	14:41:56.323
6	1:24.125	+0.548	14:43:20.448
7	1:24.558	+0.981	14:44:45.006
8	1:24.873	+1.296	14:46:09.879
9	1:24.524	+0.947	14:47:34.403
10	1:24.251	+0.674	14:48:58.654
11	1:24.014	+0.437	14:50:22.668
12	1:24.410	+0.833	14:51:47.078
13	1:23.577		14:53:10.655

Results provisional until the conclusion of judicial and technical matters

Orbits

Chief Timekeeper: D.Bradfield

Clerk of the Course:

Live timing available at timing.rhwright.co.uk

www.mylaps.com

Licensed to: R.H.Wright Timing



500MRCI July Race Meeting

Sorted on Laps

Ginetta Juniors

Kirkistown 500 MRCI 1.512 miles

Race 2 (R8)

24/07/2021 14:40

Race (15:00 and 1 Laps) started at 14:34:46

Pos	No.	Name	Make	Laps	Total Tm	Best Tm	Best Speed	In Lap	Avg. Speed
1	8	Sean McGovern	1.4 Ginetta G20	14	17:21.832	1:12.694	74.876	2	73.143
2	32	Se Og Martin	1.4 Ginetta G20	14	17:22.146	1:12.878	74.687	7	73.121
3	43	Ben McFall	1.4 Ginetta G20	14	17:37.431	1:13.328	74.228	5	72.064
4	88	Kalum Graffin	1.4 Ginetta G20	14	17:57.633	1:14.285	73.272	8	70.713
5	26	Ethan Campbell	1.4 Ginetta G20	14	18:03.138	1:14.522	73.039	8	70.353
6	9	Charlotte Fenton	1.4 Ginetta G20	13	18:24.547	1:23.577	65.126	13	64.062

Margin of Victory

Avg. Speed

Best Lap Tm

Best Speed

Best Lap by

0.314

73.143

1:12.694

74.876

8 - Sean McGovern

Results provisional until the conclusion of judicial and technical matters

Orbits

Chief Timekeeper: D.Bradfield

Clerk of the Course:

Live timing available at timing.rhwright.co.uk

www.mylaps.com

Licensed to: R.H.Wright Timing

Printed: 24/07/2021 14:53:26



500MRCI July Race Meeting


Ginetta Juniors

Kirkistown 500 MRCI 1.512 miles

Race 2 (R8)

24/07/2021 14:40

Race (15:00 and 1 Laps) started at 14:34:46



3

1:21.348
9 Charlotte Fenton

5

88 Kalum Graffin

6

2

1:14.155
26 Ethan Campbell

3

1:15.462
32 Se Og Martin

4

1

1:12.050
8 Sean McGovern

1

1:13.027
43 Ben McFall

2

POLE POSITION



Results provisional until the conclusion of judicial and technical matters

Orbits

Chief Timekeeper: D.Bradfield

Clerk of the Course:

Live timing available at timing.rhwright.co.uk

www.mylaps.com

Licensed to: R.H.Wright Timing



500MRCI July Race Meeting

Sorted on best lap time

Libre Saloons_Mazda

Kirkistown 500 MRCI 1.512 miles

Qualifying

24/07/2021 09:00

Qualifying started at 9:20:44

Pos	No.	Name	Make	Best Tm	Diff	In Lap	Best Speed	2nd Best	2nd Lap
GT									
1	47	Gerard O'Connell	2.9 SHP Escort	1:00.227		3	90.375	1:00.430	5
Libre Saloons									
1	63	Peter Baxter	2.0t SEAT Leon	1:01.672		8	88.258	1:01.972	4
2	888	Nei I McMullen	1.6t Renault Clio	1:06.851	5.179	5	81.420	1:07.513	4
3	9	Matt Lyness	1.6t Renault Clio	1:07.984	6.312	5	80.063	1:08.660	7
4	33	Donal O'Neill	1.8t SEAT Cupra	1:09.215	7.543	7	78.639	1:09.522	4
5	31	Keith Wray	3.0 BMW 330i	1:11.761	10.089	7	75.849	1:12.232	5
6	59	Ralph Jess	3.0 BMW 330i	1:12.421	10.749	5	75.158	1:12.952	6
Not classified									
DNS	88	Keiron Graffin	2.0t SEAT Leon			0	-		0
Mazda MX5									
1	3	Gregory McMillan	1.8 Mazda MX5	1:09.823		6	77.955	1:09.841	7
2	173	Gavin Kilkey	1.8 Mazda MX5	1:10.359	0.536	2	77.361	1:11.736	4
3	22	David Cousins	1.8 Mazda MX5	1:11.071	1.248	1	76.586	1:11.450	2
4	46	Jim Kennedy	1.8 Mazda MX5	1:13.890	4.067	4	73.664	1:13.906	6
5	31	Stephen Murray	1.8 Mazda MX5	1:14.118	4.295	4	73.437	1:14.204	2

Results provisional until the conclusion of judicial and technical matters

Orbits

Chief Timekeeper: D.Bradfield

Clerk of the Course:

Live timing available at timing.rhwright.co.uk

www.mylaps.com

Licensed to: R.H.Wright Timing



500MRCI July Race Meeting

Libre Saloons_Mazda

Kirkistown 500 MRCI 1.512 miles

Race 1 (R1)

24/07/2021 10:45

Race (15:00 and 1 Laps) started at 11:02:45

Lap	Lap Tm	Diff	Time of Day
(47) Gerard O'Connell			
1	1:05.671	+5.268	11:03:53.671
2	1:00.873	+0.470	11:04:54.544
3	1:00.704	+0.301	11:05:55.248
4	1:01.740	+1.337	11:06:56.988
5	1:00.733	+0.330	11:07:57.721
6	1:02.462	+2.059	11:09:00.183
7	1:00.403		11:10:00.586
8	1:01.765	+1.362	11:11:02.351
9	1:00.599	+0.196	11:12:02.950
10	1:01.630	+1.227	11:13:04.580
11	1:01.752	+1.349	11:14:06.332
12	1:04.231	+3.828	11:15:10.563
13	1:00.862	+0.459	11:16:11.425
14	1:01.168	+0.765	11:17:12.593
15	1:01.373	+0.970	11:18:13.966
16	1:02.265	+1.862	11:19:16.231
(33) Donal O'Neill			
1	1:13.599	+6.136	11:04:03.025
2	1:08.444	+0.981	11:05:11.469
3	1:07.948	+0.485	11:06:19.417
4	1:07.661	+0.198	11:07:27.078
5	1:07.643	+0.180	11:08:34.721
6	1:07.463		11:09:42.184
7	1:07.481	+0.018	11:10:49.665
8	1:08.763	+1.300	11:11:58.428
9	1:08.550	+1.087	11:13:06.978
10	1:08.310	+0.847	11:14:15.288
11	1:07.900	+0.437	11:15:23.188
12	1:08.412	+0.949	11:16:31.600
13	1:08.257	+0.794	11:17:39.857
14	1:09.049	+1.586	11:18:48.906
15	1:10.211	+2.748	11:19:59.117
(9) Matt Lyness			
1	1:13.469	+6.349	11:04:02.727
2	1:08.535	+1.415	11:05:11.262
3	1:07.965	+0.845	11:06:19.227
4	1:07.721	+0.601	11:07:26.948
5	1:07.190	+0.070	11:08:34.138
6	1:07.809	+0.689	11:09:41.947
7	1:07.120		11:10:49.067
8	1:15.488	+8.368	11:12:04.555
9	1:08.123	+1.003	11:13:12.678
10	1:07.978	+0.858	11:14:20.656
11	1:08.517	+1.397	11:15:29.173
12	1:10.303	+3.183	11:16:39.476
13	1:07.930	+0.810	11:17:47.406
14	1:08.873	+1.753	11:18:56.279
15	1:08.339	+1.219	11:20:04.618
(3) Gregory McMillan			
1	1:15.207	+5.228	11:04:06.027
2	1:10.586	+0.607	11:05:16.613
3	1:10.197	+0.218	11:06:26.810
4	1:10.153	+0.174	11:07:36.963
5	1:10.516	+0.537	11:08:47.479
6	1:10.707	+0.728	11:09:58.186
7	1:11.373	+1.394	11:11:09.559
8	1:09.979		11:12:19.538
9	1:10.257	+0.278	11:13:29.795
10	1:10.505	+0.526	11:14:40.300
11	1:10.299	+0.320	11:15:50.599
12	1:10.932	+0.953	11:17:01.531
13	1:10.753	+0.774	11:18:12.284
14	1:11.177	+1.198	11:19:23.461
(59) Ralph Jess			
1	1:14.772	+5.629	11:04:04.696
2	1:09.397	+0.254	11:05:14.093
3	1:09.143		11:06:23.236
4	1:09.500	+0.357	11:07:32.736

Lap	Lap Tm	Diff	Time of Day
(173) Gavin Kilkey			
1	1:14.984	+4.792	11:04:06.060
2	1:11.505	+1.313	11:05:17.565
3	1:10.192		11:06:27.757
4	1:10.768	+0.576	11:07:38.525
5	1:10.669	+0.477	11:08:49.194
6	1:10.283	+0.091	11:09:59.477
7	1:11.232	+1.040	11:11:10.709
8	1:10.940	+0.748	11:12:21.649
9	1:10.574	+0.382	11:13:32.223
10	1:13.449	+3.257	11:14:45.672
11	1:11.647	+1.455	11:15:57.319
12	1:13.083	+2.891	11:17:10.402
13	1:13.233	+3.041	11:18:23.635
14	1:15.969	+5.777	11:19:39.604
(22) David Cousins			
1	1:16.756	+6.214	11:04:08.394
2	1:10.806	+0.264	11:05:19.200
3	1:10.542		11:06:29.742
4	1:13.050	+2.508	11:07:42.792
5	1:10.931	+0.389	11:08:53.723
6	1:13.867	+3.325	11:10:07.590
7	1:10.926	+0.384	11:11:18.516
8	1:12.743	+2.201	11:12:31.259
9	1:12.188	+1.646	11:13:43.447
10	1:11.289	+0.747	11:14:54.736
11	1:11.416	+0.874	11:16:06.152
12	1:11.887	+1.345	11:17:18.039
13	1:10.908	+0.366	11:18:28.947
14	1:12.712	+2.170	11:19:41.659
(311) Stephen Murray			
1	1:17.761	+5.005	11:04:09.343
2	1:13.170	+0.414	11:05:22.513
3	1:13.524	+0.768	11:06:36.037
4	1:14.638	+1.882	11:07:50.675
5	1:13.830	+1.074	11:09:04.505
6	1:13.936	+1.180	11:10:18.441
7	1:14.162	+1.406	11:11:32.603
8	1:13.529	+0.773	11:12:46.132
9	1:13.992	+1.236	11:14:00.124
10	1:12.756		11:15:12.880
11	1:13.909	+1.153	11:16:26.789
12	1:13.531	+0.775	11:17:40.320
13	1:13.439	+0.683	11:18:53.759
14	1:13.464	+0.708	11:20:07.223
(31) Keith Wray			
1	1:25.556	+14.091	11:04:14.978
2	1:14.420	+2.955	11:05:29.398
3	1:14.081	+2.616	11:06:43.479
4	1:12.644	+1.179	11:07:56.123
5	1:13.414	+1.949	11:09:09.537
6	1:13.243	+1.778	11:10:22.780
7	1:12.275	+0.810	11:11:35.055
8	1:11.465		11:12:46.520
9	1:12.100	+0.635	11:13:58.620
10	1:13.628	+2.163	11:15:12.248
11	1:14.450	+2.985	11:16:26.698
12	1:17.312	+5.847	11:17:44.010
13	1:24.954	+13.489	11:19:08.964
14	1:24.952	+13.487	11:20:33.916

Lap	Lap Tm	Diff	Time of Day
(42) Jim Kennedy			
1	1:19.033	+5.674	11:04:10.462
2	1:13.359		11:05:23.821
3	1:14.632	+1.273	11:06:38.453
4	1:13.529	+0.170	11:07:51.982
5	1:13.596	+0.237	11:09:05.578
6	1:13.591	+0.232	11:10:19.169
7	1:14.221	+0.862	11:11:33.390
8	1:14.300	+0.941	11:12:47.690
9	1:13.771	+0.412	11:14:01.461
10	1:19.051	+5.692	11:15:20.512
(63) Peter Baxter			
1	1:09.591	+5.392	11:03:57.661
2	1:04.199		11:05:01.860

Results provisional until the conclusion of judicial and technical matters

Orbits

Chief Timekeeper: D.Bradfield

Clerk of the Course:

Live timing available at timing.rhwright.co.uk

www.mylaps.com

Licensed to: R.H.Wright Timing



500MRCI July Race Meeting

Sorted on Laps

Libre Saloons_Mazda

Kirkistown 500 MRCI 1.512 miles

Race 1 (R1)

24/07/2021 10:45

Race (15:00 and 1 Laps) started at 11:02:45

Pos	No.	Name	Make	Laps	Total Tm	Best Tm	Best Speed	In Lap	Avg. Speed
GT									
1	47	Gerard O'Connell	2.9 SHP Escort	16	16:30.473	1:00.403	90.112	7	87.926
Libre Saloons									
1	33	Donal O'Neill	1.8t SEAT Cupra	15	17:13.359	1:07.463	80.682	6	79.010
2	9	Matt Lyness	1.6t Renault Clio	15	17:18.860	1:07.120	81.094	7	78.591
3	59	Ralph Jess	3.0 BMW 330i	14	16:38.285	1:09.143	78.721	3	76.333
4	31	Keith Wray	3.0 BMW 330i	14	17:48.158	1:11.465	76.163	8	71.340
Not classified									
DNF	63	Peter Baxter	2.0t SEAT Leon	2	2:16.102	1:04.199	84.784	2	79.984
DNS	888	Neil McMullen	1.6t Renault Clio				-	0	-
Mazda MX5									
1	3	Gregory McMillan	1.8 Mazda MX5	14	16:37.703	1:09.979	77.781	8	76.378
2	173	Gavin Kilkey	1.8 Mazda MX5	14	16:53.846	1:10.192	77.545	3	75.162
3	22	David Cousins	1.8 Mazda MX5	14	16:55.901	1:10.542	77.160	3	75.010
4	311	Stephen Murray	1.8 Mazda MX5	14	17:21.465	1:12.756	74.812	10	73.168
Not classified									
DNF	42	Jim Kennedy	1.8 Mazda MX5	10	12:34.754	1:13.359	74.197	2	72.116

Margin of Victory	Avg. Speed	Best Lap Tm	Best Speed	Best Lap by
1 Lap	87.926	1:00.403	90.112	47 - Gerard O'Connell

Results provisional until the conclusion of judicial and technical matters

Orbits

Chief Timekeeper: D.Bradfield

Clerk of the Course:

Live timing available at timing.rhwright.co.uk

www.mylaps.com

Licensed to: R.H.Wright Timing

Printed: 24/07/2021 11:21:00



500MRCI July Race Meeting

Libre Saloons_Mazda

Kirkistown 500 MRCI 1.512 miles

Race 1 (R1)

24/07/2021 10:45

Race (15:00 and 1 Laps) started at 11:02:45

8

1:14.118
311 Stephen Murray

15

7

1:11.071
22 David Cousins

13

6

1:09.823
3 Gregory McMillan

11

5

9

4

1:12.421
59 Ralph Jess

7

3

1:09.215
33 Donal O'Neill

5

2

1:06.851
888 Neil McMullen

3

1

1:00.227
47 Gerard O'Connell

1

POLE POSITION

1:13.890
42 Jim Kennedy

14

1:10.359
173 Gavin Kilkey

12

10

8

1:11.761
31 Keith Wray

6

1:07.984
9 Matt Lyness

4

1:01.672
63 Peter Baxter

2

Results provisional until the conclusion of judicial and technical matters

Orbits

Chief Timekeeper: D.Bradfield

Clerk of the Course:

Live timing available at timing.rhwright.co.uk

www.mylaps.com

Licensed to: R.H.Wright Timing



R.H. Wright Timing

500MRCI July Race Meeting

Libre Saloons_Mazda

Kirkistown 500 MRCI 1.512 miles


Race 2 (R7)

24/07/2021 14:10

Race (15:00 and 1 Laps) started at 14:11:23

Lap	Lap Tm	Diff	Time of Day
(47) Gerard O'Connell			
1	1:05.990	+4.662	14:12:31.932
2	1:01.596	+0.268	14:13:33.528
3	1:01.932	+0.604	14:14:35.460
4	1:02.455	+1.127	14:15:37.915
5	1:02.291	+0.963	14:16:40.206
6	1:01.846	+0.518	14:17:42.052
7	1:02.715	+1.387	14:18:44.767
8	1:01.732	+0.404	14:19:46.499
9	1:01.605	+0.277	14:20:48.104
10	1:01.408	+0.080	14:21:49.512
11	1:01.328		14:22:50.840
12	1:01.742	+0.414	14:23:52.582
13	1:04.128	+2.800	14:24:56.710
14	1:02.214	+0.886	14:25:58.924
15	1:02.516	+1.188	14:27:01.440
16	1:02.099	+0.771	14:28:03.539
(33) Donal O'Neill			
1	1:14.096	+6.922	14:12:40.786
2	1:08.712	+1.538	14:13:49.498
3	1:08.153	+0.979	14:14:57.651
4	1:07.948	+0.774	14:16:05.599
5	1:07.911	+0.737	14:17:13.510
6	1:08.268	+1.094	14:18:21.778
7	1:08.197	+1.023	14:19:29.975
8	1:07.849	+0.675	14:20:37.824
9	1:07.319	+0.145	14:21:45.143
10	1:07.573	+0.399	14:22:52.716
11	1:07.684	+0.510	14:24:00.400
12	1:07.174		14:25:07.574
13	1:08.026	+0.852	14:26:15.600
14	1:07.874	+0.700	14:27:23.474
15	1:09.232	+2.058	14:28:32.706
(9) Matt Lyness			
1	1:16.106	+8.218	14:12:43.235
2	1:09.378	+1.490	14:13:52.613
3	1:08.496	+0.608	14:15:01.109
4	1:08.620	+0.732	14:16:09.729
5	1:07.966	+0.078	14:17:17.695
6	1:08.248	+0.360	14:18:25.943
7	1:08.149	+0.261	14:19:34.092
8	1:07.888		14:20:41.980
9	1:09.125	+1.237	14:21:51.105
10	1:08.252	+0.364	14:22:59.357
11	1:08.199	+0.311	14:24:07.556
12	1:08.238	+0.350	14:25:15.794
13	1:08.911	+1.023	14:26:24.705
14	1:07.977	+0.089	14:27:32.682
15	1:08.741	+0.853	14:28:41.423
(59) Ralph Jess			
1	1:17.293	+7.479	14:12:44.790
2	1:10.140	+0.326	14:13:54.930
3	1:10.198	+0.384	14:15:05.128
4	1:09.814		14:16:14.942
5	1:10.023	+0.209	14:17:24.965
6	1:10.100	+0.286	14:18:35.065
7	1:10.843	+1.029	14:19:45.908
8	1:10.513	+0.699	14:20:56.421
9	1:10.246	+0.432	14:22:06.667
10	1:10.730	+0.916	14:23:17.397
11	1:11.361	+1.547	14:24:28.758
12	1:10.557	+0.743	14:25:39.315
13	1:10.969	+1.155	14:26:50.284
14	1:10.383	+0.569	14:28:00.667
15	1:10.860	+1.046	14:29:11.527
(3) Gregory McMillan			
1	1:17.292	+7.079	14:12:46.340
2	1:11.736	+1.523	14:13:58.076
3	1:10.626	+0.413	14:15:08.702

Lap	Lap Tm	Diff	Time of Day
4	1:11.144	+0.931	14:16:19.846
5	1:10.640	+0.427	14:17:30.486
6	1:10.213		14:18:40.699
7	1:11.307	+1.094	14:19:52.006
8	1:10.710	+0.497	14:21:02.716
9	1:10.324	+0.111	14:22:13.040
10	1:10.465	+0.252	14:23:23.505
11	1:10.822	+0.609	14:24:34.327
12	1:10.465	+0.252	14:25:44.792
13	1:11.003	+0.790	14:26:55.795
14	1:10.606	+0.393	14:28:06.401
(22) David Cousins			
1	1:17.075	+6.276	14:12:46.015
2	1:11.637	+0.838	14:13:57.652
3	1:10.799		14:15:08.451
4	1:11.409	+0.610	14:16:19.860
5	1:11.578	+0.779	14:17:31.438
6	1:11.407	+0.608	14:18:42.845
7	1:11.508	+0.709	14:19:54.353
8	1:11.416	+0.617	14:21:05.769
9	1:12.812	+2.013	14:22:18.581
10	1:11.140	+0.341	14:23:29.721
11	1:11.384	+0.585	14:24:41.105
12	1:11.314	+0.515	14:25:52.419
13	1:11.876	+1.077	14:27:04.295
14	1:11.452	+0.653	14:28:15.747
(173) Gavin Kilkey			
1	1:17.712	+6.941	14:12:46.110
2	1:11.927	+1.156	14:13:58.037
3	1:12.336	+1.565	14:15:10.373
4	1:11.314	+0.543	14:16:21.687
5	1:11.561	+0.790	14:17:33.248
6	1:11.751	+0.980	14:18:44.999
7	1:10.771		14:19:55.770
8	1:21.237	+10.466	14:21:17.007
9	1:12.155	+1.384	14:22:29.162
10	1:11.670	+0.899	14:23:40.832
11	1:11.708	+0.937	14:24:52.540
12	1:12.532	+1.761	14:26:05.072
13	1:11.932	+1.161	14:27:17.004
14	1:13.012	+2.241	14:28:30.016
(311) Stephen Murray			
1	1:17.686	+4.891	14:12:46.847
2	1:13.194	+0.399	14:14:00.041
3	1:12.795		14:15:12.836
4	1:13.655	+0.860	14:16:26.491
5	1:13.938	+1.143	14:17:40.429
6	1:14.046	+1.251	14:18:54.475
7	1:14.742	+1.947	14:20:09.217
8	1:13.768	+0.973	14:21:22.985
9	1:13.963	+1.168	14:22:36.948
10	1:13.783	+0.988	14:23:50.731
11	1:13.706	+0.911	14:25:04.437
12	1:13.111	+0.316	14:26:17.548
13	1:13.619	+0.824	14:27:31.167
14	1:14.583	+1.788	14:28:45.750
(31) Keith Wray			
1	1:21.612	+9.555	14:12:49.257
2	1:13.512	+1.455	14:14:02.769
3	1:12.057		14:15:14.826
4	1:12.629	+0.572	14:16:27.455
5	1:17.605	+5.548	14:17:45.060
6	1:12.393	+0.336	14:18:57.453
7	1:14.832	+2.775	14:20:12.285
8	1:12.555	+0.498	14:21:24.840
9	1:12.294	+0.237	14:22:37.134
10	1:12.126	+0.069	14:23:49.260
11	1:13.563	+1.506	14:25:02.823
12	1:14.183	+2.126	14:26:17.006
13	1:16.472	+4.415	14:27:33.478



Results provisional until the conclusion of judicial and technical matters

Orbits

Chief Timekeeper: D.Bradfield

Clerk of the Course:

Live timing available at timing.rhwright.co.uk



www.mylaps.com

Licensed to: R.H.Wright Timing



500MRCI July Race Meeting

Sorted on Laps

Libre Saloons_Mazda

Kirkistown 500 MRCI 1.512 miles

Race 2 (R7)

24/07/2021 14:10

Race (15:00 and 1 Laps) started at 14:11:23

Pos	No.	Name	Make	Laps	Total Tm	Best Tm	Best Speed	In Lap	Avg. Speed
GT									
1	47	Gerard O'Connell	2.9 SHP Escort	16	16:39.920	1:01.328	88.753	11	87.095
Libre Saloons									
1	33	Donal O'Neill	1.8t SEAT Cupra	15	17:09.087	1:07.174	81.029	12	79.338
2	9	Matt Lyness	1.6t Renault Clio	15	17:17.804	1:07.888	80.176	8	78.671
3	59	Ralph Jess	3.0 BMW 330i	15	17:47.908	1:09.814	77.965	4	76.453
4	31	Keith Wray	3.0 BMW 330i	14	17:31.661	1:12.057	75.538	3	72.459
Not classified									
DNS	63	Peter Baxter	2.0t SEAT Leon				-	0	-
Mazda MX5									
1	3	Gregory McMillan	1.8 Mazda MX5	14	16:42.782	1:10.213	77.522	6	75.991
2	22	David Cousins	1.8 Mazda MX5	14	16:52.128	1:10.799	76.880	3	75.289
3	173	Gavin Kilkey	1.8 Mazda MX5	14	17:06.397	1:10.771	76.910	7	74.243
4	311	Stephen Murray	1.8 Mazda MX5	14	17:22.131	1:12.795	74.772	3	73.122
Not classified									
DNS	42	Jim Kennedy	1.8 Mazda MX5				-	0	-

Margin of Victory	Avg. Speed	Best Lap Tm	Best Speed	Best Lap by
1 Lap	87.095	1:01.328	88.753	47 - Gerard O'Connell

Results provisional until the conclusion of judicial and technical matters

Orbits

Chief Timekeeper: D.Bradfield

Clerk of the Course:

Live timing available at timing.rhwright.co.uk

www.mylaps.com

Licensed to: R.H.Wright Timing

Printed: 24/07/2021 14:29:28



500MRCI July Race Meeting

Libre Saloons_Mazda

Kirkistown 500 MRCI 1.512 miles

Race 2 (R7)

24/07/2021 14:10

Race (15:00 and 1 Laps) started at 14:11:23

7

1:14.204
311 Stephen Murray

13

6

1:09.841
3 Gregory McMillan

11

5

1:11.450
22 David Cousins

9

4

7

3

1:12.232
31 Keith Wray

5

2

1:08.660
9 Matt Lyness

3

1

1:00.430
47 Gerard O'Connell

1

POLE POSITION

1:13.906
42 Jim Kennedy

12

1:11.736
173 Gavin Kilkey

10

8

1:12.952
59 Ralph Jess

6

1:09.522
33 Donal O'Neill

4

1:01.972
63 Peter Baxter

2

Results provisional until the conclusion of judicial and technical matters

Orbits

Chief Timekeeper: D.Bradfield

Clerk of the Course:

Live timing available at timing.rhwright.co.uk

www.mylaps.com

Licensed to: R.H.Wright Timing



500MRCI July Race Meeting


Roadsports

Kirkistown 500 MRCI 1.512 miles

Qualifying

24/07/2021 10:00

Qualifying started at 10:22:00



Lap	Lap Tm	Diff	Time of Day
(20) Jim Larkham			
1	1:03.562	+2.571	10:24:18.899
2	1:01.021	+0.030	10:25:19.920
3	1:09.519	+8.528	10:26:29.439
4	1:00.991		10:27:30.430
5	1:01.454	+0.463	10:28:31.884
6	1:12.767	+11.776	10:29:44.651
7	1:03.532	+2.541	10:30:48.183
8	1:03.458	+2.467	10:31:51.641
(40) Maurice McClay			
1	1:07.626	+4.599	10:24:28.597
2	1:04.787	+1.760	10:25:33.384
3	1:08.470	+5.443	10:26:41.854
4	1:03.027		10:27:44.881
5	1:20.126	+17.099	10:29:05.007
6	1:04.417	+1.390	10:30:09.424
7	1:05.129	+2.102	10:31:14.553
8	1:08.878	+5.851	10:32:23.431
(3) Niall Fitzsimmons			
1	1:04.288	+1.159	10:24:44.487
2	1:04.290	+1.161	10:25:48.777
3	1:03.458	+0.329	10:26:52.235
4	1:03.129		10:27:55.364
5	1:03.165	+0.036	10:28:58.529
6	1:03.172	+0.043	10:30:01.701
7	1:05.005	+1.876	10:31:06.706
8	1:11.941	+8.812	10:32:18.647
(56) John Benson			
1	1:04.789	+1.375	10:24:27.854
2	1:03.384		10:25:31.238
3	1:04.264	+0.880	10:26:35.502
4	1:06.655	+3.271	10:27:42.157
5	1:03.504	+0.120	10:28:45.661
(15) Paul Thompson			
1	1:07.214	+3.374	10:24:57.392
2	1:04.148	+0.308	10:26:01.540
3	1:04.347	+0.507	10:27:05.887
4	1:04.017	+0.177	10:28:09.904
5	1:03.840		10:29:13.744
6	1:04.308	+0.468	10:30:18.052
7	1:11.799	+7.959	10:31:29.851
(251) Cameron Boyd			
1	1:07.548	+3.180	10:24:56.563
2	1:04.938	+0.570	10:26:01.501
3	1:05.573	+1.205	10:27:07.074
4	1:04.368		10:28:11.442
5	1:04.555	+0.187	10:29:15.997
6	1:08.653	+4.285	10:30:24.650
7	1:10.962	+6.594	10:31:35.612
(55) Bernard Foley			
1	1:06.894	+2.376	10:24:26.716
2	1:05.334	+0.816	10:25:32.050
3	1:05.472	+0.954	10:26:37.522
4	1:05.252	+0.734	10:27:42.774
5	1:04.518		10:28:47.292
6	1:05.403	+0.885	10:29:52.695
7	1:08.809	+4.291	10:31:01.504
(34) Mark Francis			
1	1:07.374	+2.366	10:24:48.951
2	1:05.932	+0.924	10:25:54.883
3	1:05.008		10:26:59.891
4	1:05.234	+0.226	10:28:05.125
5	1:15.952	+10.944	10:29:21.077
6	1:08.391	+3.383	10:30:29.468
7	1:09.290	+4.282	10:31:38.758

Lap	Lap Tm	Diff	Time of Day
(44) Richard Francis			
1	1:06.870	+1.463	10:24:49.923
2	1:06.007	+0.600	10:25:55.930
3	1:05.407		10:27:01.337
4	1:05.429	+0.022	10:28:06.766
5	1:06.128	+0.722	10:29:12.895
(25) Graham Moore			
1	1:09.361	+2.494	10:24:57.356
2	1:07.456	+0.589	10:26:04.812
3	1:06.867		10:27:11.679
4	1:07.369	+0.502	10:28:19.048
5	1:07.577	+0.710	10:29:26.625
6	1:07.526	+0.659	10:30:34.151
7	1:10.519	+3.652	10:31:44.670
(10) Brendan Casement			
1	1:12.911	+5.756	10:24:58.886
2	1:08.660	+1.505	10:26:07.546
3	1:08.397	+1.242	10:27:15.943
4	1:08.738	+1.583	10:28:24.681
5	1:07.155		10:29:31.836
6	1:09.297	+2.142	10:30:41.133
(641) Brian Elliott			
1	1:08.183	+0.841	10:24:52.957
2	1:09.243	+1.901	10:26:02.200
3	1:10.308	+2.966	10:27:12.508
4	1:07.342		10:28:19.850
5	1:08.010	+0.668	10:29:27.860
6	1:08.573	+1.231	10:30:36.433
7	1:08.600	+1.258	10:31:45.033
(31) Arnie Black			
p1	2:10.686	38:44.089	10:25:26.735
2	1:22.178	59:32.597	10:26:48.913

Results provisional until the conclusion of judicial and technical matters

Orbits

Chief Timekeeper: D.Bradfield

Clerk of the Course:

Live timing available at timing.rhwright.co.uk

www.mylaps.com

Licensed to: R.H.Wright Timing



500MRCI July Race Meeting

Sorted on best lap time

Roadsports

Kirkistown 500 MRCI 1.512 miles

Qualifying

24/07/2021 10:00

Qualifying started at 10:22:00

Pos	No.	Name	Make	Best Tm	Diff	In Lap	Best Speed	2nd Best	2nd Lap
1	20	Jim Larkham	1.3 Radical PR06	1:00.991		4	89.243	1:01.021	2
2	40	Maurice McClay	2.0 Westfield GM	1:03.027	2.036	4	86.360	1:04.417	6
3	3	Niall Fitzsimmons	1.3 Radical Prosport	1:03.129	2.138	4	86.221	1:03.165	5
4	56	John Benson	2.0 Crossle 37S	1:03.384	2.393	2	85.874	1:03.504	5
5	15	Paul Thompson	1.0 Striker Honda	1:03.840	2.849	5	85.260	1:04.017	4
6	251	Cameron Boyd	1.0 Westfield Honda	1:04.368	3.377	4	84.561	1:04.555	5
7	55	Bernard Foley	2.0 Crossle 42S	1:04.518	3.527	5	84.364	1:05.252	4
8	34	Mark Francis	1.0 Locost Honda	1:05.008	4.017	3	83.728	1:05.234	4
9	44	Richard Francis	1.0 Westfield Honda	1:05.407	4.416	3	83.218	1:05.429	4
10	25	Graham Moore	1.0 GMS Honda	1:06.867	5.876	3	81.401	1:07.369	4
11	10	Brendan Casement	2.0 Vauxhall Tigra	1:07.155	6.164	5	81.052	1:08.397	3
12	641	Brian Elliott	1.0 Westfield Honda	1:07.342	6.351	4	80.827	1:08.010	5
13	31	Arnie Black	1.8 Mermik Rover			0	-		0

Results provisional until the conclusion of judicial and technical matters

Orbits

Chief Timekeeper: D.Bradfield

Clerk of the Course:

Live timing available at timing.rhwright.co.uk

www.mylaps.com

Licensed to: R.H.Wright Timing



500MRCI July Race Meeting

Sorted on Laps

Roadsports

Kirkistown 500 MRCI 1.512 miles

Race 1 (R5)

24/07/2021 12:45

Race (15:00 and 1 Laps) started at 12:53:39

Pos	No.	Name	Make	Laps	Total Tm	Best Tm	Best Speed	In Lap	Avg. Speed
Roadsports A									
1	40	Maurice McClay	2.0 Westfield GM	16	17:29.031	1:03.880	85.207	9	83.018
Not classified									
DNS	10	Brendan Casement	2.0 Vauxhall Tigra					0	
Roadsports B									
1	34	Mark Francis	1.0 Locost Honda	16	17:30.914	1:04.717	84.105	8	82.869
2	251	Cameron Boyd	1.0 Westfield Honda	16	17:34.167	1:04.754	84.057	12	82.613
3	15	Paul Thompson	1.0 Striker Honda	15	16:36.873	1:04.521	84.360	3	81.901
Not classified									
DNF	641	Brian Elliott	1.0 Westfield Honda	5	5:49.199	1:06.979	81.265	2	77.936
DNF	44	Richard Francis	1.0 Westfield Honda	3	3:25.193	1:04.764	84.044	2	79.579
DNF	25	Graham Moore	1.0 GMS Honda	2	2:21.850	1:05.746	82.789	2	76.743
Roadsports C									
1	20	Jim Larkham	1.3 Radical PR06	16	16:33.216	1:01.016	89.206	5	87.683
2	3	Niall Fitzsimmons	1.3 Radical Prosport	16	17:06.261	1:02.699	86.812	2	84.860
3	56	John Benson	2.0 Crossle 37S	16	17:07.694	1:02.689	86.826	14	84.741
4	31	Arnie Black	1.8 Mermik Rover	16	17:21.461	1:02.882	86.559	12	83.621
5	55	Bernard Foley	2.0 Crossle 42S	16	17:24.178	1:03.695	85.454	14	83.404

Margin of Victory	Avg. Speed	Best Lap Tm	Best Speed	Best Lap by
33.045	87.683	1:01.016	89.206	20 - Jim Larkham

Results provisional until the conclusion of judicial and technical matters

Orbits

Chief Timekeeper: D.Bradfield

Clerk of the Course:

Live timing available at timing.rhwright.co.uk

www.mylaps.com

Licensed to: R.H.Wright Timing

Printed: 24/07/2021 13:11:53



500MRCI July Race Meeting


Roadsports

Kirkistown 500 MRCI 1.512 miles


Race 1 (R5)

24/07/2021 12:45

Race (15:00 and 1 Laps) started at 12:53:39



9	1:06.867 25 Graham Moore 17	1:07.342 641 Brian Elliott 18
8	1:05.008 34 Mark Francis 15	1:05.407 44 Richard Francis 16
7	1:03.840 15 Paul Thompson 13	1:04.368 251 Cameron Boyd 14
6	11	12
5	9	10
4	31 Arnie Black 7	8
3	1:04.518 55 Bernard Foley 5	1:07.155 10 Brendan Casement 6
2	1:03.129 3 Niall Fitzsimmons 3	1:03.384 56 John Benson 4
1	1:00.991 20 Jim Larkham 1 POLE POSITION	1:03.027 40 Maurice McClay 2



Results provisional until the conclusion of judicial and technical matters

Orbits

Chief Timekeeper: D.Bradfield

Clerk of the Course:

Live timing available at timing.rhwright.co.uk

www.mylaps.com

Licensed to: R.H.Wright Timing



500MRCI July Race Meeting

Roadsports

Kirkistown 500 MRCI 1.512 miles

Race 2 (R11)

24/07/2021 16:10

Race (15:00 and 1 Laps) started at 15:55:33

Lap	Lap Tm	Diff	Time of Day	Lap	Lap Tm	Diff	Time of Day	Lap	Lap Tm	Diff	Time of Day
(20) Jim Larkham				9	1:05.022	+0.236	16:07:09.059				
1	1:08.054	+5.590	15:56:43.467	10	1:05.323	+0.537	16:08:14.382				
2	1:02.812	+0.348	15:57:46.279	11	1:05.208	+0.422	16:09:19.590				
3	1:07.669	+5.205	15:58:53.948	12	1:04.995	+0.209	16:10:24.585				
4	1:04.474	+2.010	15:59:58.422	13	1:05.219	+0.433	16:11:29.804				
5	1:59.812	+57.348	16:01:58.234	14	1:05.318	+0.532	16:12:35.122				
6	1:51.859	+49.395	16:03:50.093	(34) Mark Francis							
7	1:02.464		16:04:52.557	1	1:09.903	+5.608	15:56:48.472				
8	1:02.588	+0.124	16:05:55.145	2	1:04.568	+0.273	15:57:53.040				
9	1:02.856	+0.392	16:06:58.001	3	1:05.336	+1.041	15:58:58.376				
10	1:02.863	+0.399	16:08:00.864	4	1:05.502	+1.207	16:00:03.878				
11	1:02.495	+0.031	16:09:03.359	5	2:00.394	+56.099	16:02:04.272				
12	1:03.309	+0.845	16:10:06.668	6	1:50.399	+46.104	16:03:54.671				
13	1:02.915	+0.451	16:11:09.583	7	1:05.290	+0.995	16:04:59.961				
14	1:03.574	+1.110	16:12:13.157	8	1:04.295		16:06:04.256				
(56) John Benson				9	1:04.843	+0.548	16:07:09.099				
1	1:08.858	+5.456	15:56:44.965	10	1:05.442	+1.147	16:08:14.541				
2	1:03.848	+0.446	15:57:48.813	11	1:05.293	+0.998	16:09:19.834				
3	1:04.269	+0.867	15:58:53.082	12	1:05.049	+0.754	16:10:24.883				
4	1:05.695	+2.293	15:59:58.777	13	1:05.256	+0.961	16:11:30.139				
5	2:00.373	+56.971	16:01:59.150	14	1:06.013	+1.718	16:12:36.152				
6	1:53.015	+49.613	16:03:52.165	(64) Brian Elliott							
7	1:03.573	+0.171	16:04:55.738	1	1:12.109	+4.427	15:56:51.562				
8	1:03.542	+0.140	16:05:59.280	2	1:08.112	+0.430	15:57:59.674				
9	1:03.648	+0.246	16:07:02.928	3	1:09.775	+2.093	15:59:09.449				
10	1:03.774	+0.372	16:08:06.702	4	1:14.311	+6.629	16:00:23.760				
11	1:03.847	+0.445	16:09:10.549	5	1:41.398	+33.716	16:02:05.158				
12	1:04.114	+0.712	16:10:14.663	6	1:51.779	+44.097	16:03:56.937				
13	1:03.693	+0.291	16:11:18.356	7	1:07.745	+0.063	16:05:04.682				
14	1:03.402		16:12:21.758	8	1:08.057	+0.375	16:06:12.739				
(55) Bernard Foley				9	1:07.682		16:07:20.421				
1	1:10.610	+6.719	15:56:47.389	10	1:08.368	+0.686	16:08:28.789				
2	1:04.417	+0.526	15:57:51.806	11	1:07.702	+0.020	16:09:36.491				
3	1:05.378	+1.487	15:58:57.184	12	1:08.006	+0.324	16:10:44.497				
4	1:05.198	+1.307	16:00:02.382	13	1:08.092	+0.410	16:11:52.589				
5	1:59.773	+55.882	16:02:02.155	14	1:08.336	+0.654	16:13:00.925				
6	1:50.808	+46.917	16:03:52.963	(31) Arnie Black							
7	1:05.008	+1.117	16:04:57.971	1	1:08.774	+5.158	15:56:46.700				
8	1:04.653	+0.762	16:06:02.624	2	1:03.616		15:57:49.316				
9	1:04.564	+0.673	16:07:07.188	3	1:04.423	+0.807	15:58:53.739				
10	1:04.384	+0.493	16:08:11.572	4	1:04.347	+0.731	15:59:58.086				
11	1:04.358	+0.467	16:09:15.930	5	1:59.196	+55.580	16:01:57.282				
12	1:03.891		16:10:19.821	6	1:51.591	+47.975	16:03:48.873				
13	1:04.214	+0.323	16:11:24.035	7	1:04.614	+0.998	16:04:53.487				
14	1:04.551	+0.660	16:12:28.586	(3) Niall Fitzsimmons							
(15) Paul Thompson				1	1:07.680	+4.046	15:56:43.094				
1	1:08.359	+3.942	15:56:46.555	2	1:03.634		15:57:46.728				
2	1:04.581	+0.164	15:57:51.136								
3	1:04.935	+0.518	15:58:56.071								
4	1:05.733	+1.316	16:00:01.804								
5	1:59.574	+55.157	16:02:01.378								
6	1:50.976	+46.559	16:03:52.354								
7	1:04.417		16:04:56.771								
8	1:04.679	+0.262	16:06:01.450								
9	1:04.840	+0.423	16:07:06.290								
10	1:04.712	+0.295	16:08:11.002								
11	1:04.960	+0.543	16:09:15.962								
12	1:04.740	+0.323	16:10:20.702								
13	1:04.874	+0.457	16:11:25.576								
14	1:04.834	+0.417	16:12:30.410								
(44) Richard Francis											
1	1:09.821	+5.035	15:56:47.989								
2	1:04.885	+0.099	15:57:52.874								
3	1:04.944	+0.158	15:58:57.818								
4	1:05.076	+0.290	16:00:02.894								
5	2:00.134	+55.348	16:02:03.028								
6	1:51.250	+46.464	16:03:54.278								
7	1:04.973	+0.187	16:04:59.251								
8	1:04.786		16:06:04.037								

Results provisional until the conclusion of judicial and technical matters

Orbits

Chief Timekeeper: D.Bradfield

Clerk of the Course:

Live timing available at timing.rhwright.co.uk

www.mylaps.com

Licensed to: R.H.Wright Timing



500MRCI July Race Meeting

Sorted on Laps

Roadsports

Kirkistown 500 MRCI 1.512 miles

Race 2 (R11)

24/07/2021 16:10

Race (15:00 and 1 Laps) started at 15:55:33

Pos	No.	Name	Make	Laps	Total Tm	Best Tm	Best Speed	In Lap	Avg. Speed
Not classified									
DNS	40	Maurice McClay	2.0 Westfield GM					0	-
DNS	10	Brendan Casement	2.0 Vauxhall Tigra					0	-
Roadsports B									
1	15	Paul Thompson	1.0 Striker Honda	14	16:57.117	1:04.417	84.497	7	74.920
2	44	Richard Francis	1.0 Westfield Honda	14	17:01.829	1:04.786	84.015	8	74.574
3	34	Mark Francis	1.0 Locost Honda	14	17:02.859	1:04.295	84.657	8	74.499
4	641	Brian Elliott	1.0 Westfield Honda	14	17:27.632	1:07.682	80.420	9	72.738
Not classified									
DNS	251	Cameron Boyd	1.0 Westfield Honda					0	-
DNS	25	Graham Moore	1.0 GMS Honda					0	-
Roadsports C									
1	20	Jim Larkham	1.3 Radical PR06	14	16:39.864	1:02.464	87.139	7	76.213
2	56	John Benson	2.0 Crossle 37S	14	16:48.465	1:03.402	85.849	14	75.563
3	55	Bernard Foley	2.0 Crossle 42S	14	16:55.293	1:03.891	85.192	12	75.054
Not classified									
DNF	31	Arnie Black	1.8 Mermik Rover	7	9:20.194	1:03.616	85.561	2	68.014
DNF	3	Niall Fitzsimmons	1.3 Radical Prosport	2	2:13.435	1:03.634	85.536	2	81.583

Margin of Victory	Avg. Speed	Best Lap Tm	Best Speed	Best Lap by
8.601	76.213	1:02.464	87.139	20 - Jim Larkham

Results provisional until the conclusion of judicial and technical matters

Orbits

Chief Timekeeper: D.Bradfield

Clerk of the Course:

Live timing available at timing.rhwright.co.uk

www.mylaps.com

Licensed to: R.H.Wright Timing

Printed: 24/07/2021 16:13:19



500MRCI July Race Meeting


Roadsports

Kirkistown 500 MRCI 1.512 miles

Race 2 (R11)

24/07/2021 16:10

Race (15:00 and 1 Laps) started at 15:55:33



9

1:07.369
25 Graham Moore

17

1:08.010
641 Brian Elliott

18

8

1:05.234
34 Mark Francis

15

1:05.429
44 Richard Francis

16

7

1:04.017
15 Paul Thompson

13

1:04.555
251 Cameron Boyd

14

6

11

12

5

9

10

4

31 Arnie Black

7

8

3

1:05.252
55 Bernard Foley

5

1:08.397
10 Brendan Casement

6

2

1:03.504
56 John Benson

3

1:04.417
40 Maurice McClay

4

1


1:01.021
20 Jim Larkham

1

1:03.165
3 Niall Fitzsimmons

2

POLE POSITION



Results provisional until the conclusion of judicial and technical matters

Orbits

Chief Timekeeper: D.Bradfield

Clerk of the Course:

Live timing available at timing.rhwright.co.uk

www.mylaps.com

Licensed to: R.H.Wright Timing