

Round 1, Ulster Kart Championships
Sorted on best lap time

Iame/Honda Cadet

Nutts Corner National Circuit 0.829 miles

Free Practice

19/03/2022 09:20

Practice (3:00 Time) started at 9:10:49

Pos	No.	Name	Best Tm	Diff	Gap	In Lap	2nd Best	Avg Tm	Laps led
Honda Cadet									
1	17	Charlie CONDY	1:09.466			2	l:11.930	1:10.698	0
2	36	Declan NOBLE	1:09.617	0.151	0.151	2	l:13.552	1:11.584	0
3	60	Joel MURPHY	1:09.634	0.168	0.017	2	l:13.464	1:11.549	0
4	32	Harry McDOWELL	1:10.208	0.742	0.574	2	l:13.353	1:11.780	0
5	19	Conan WARNOCK	1:10.218	0.752	0.010	2	l:13.136	1:11.677	0
6	29	Noah McFARLANE	1:10.256	0.790	0.038	2	l:12.569	1:11.412	2
7	46	Evan PURCELL	1:10.404	0.938	0.148	2	l:13.229	1:11.816	0
8	18	Archie CONDY	1:11.802	2.336	1.398	2	l:13.708	1:12.755	0
9	54	Max COLBERT	1:12.150	2.684	0.348	2	l:14.859	1:13.504	0
10	35	Harry MONTGOMERY	1:12.321	2.855	0.171	2	l:14.959	1:13.640	0
11	99	Travis BAILIE	1:12.457	2.991	0.136	2	l:15.011	1:13.734	0
12	11	Ryan ARTHUR	1:12.626	3.160	0.169	1		1:12.626	0
13	25	Joshua WYLIE	1:13.523	4.057	0.897	1		1:13.523	0
Not classified									
DNS	21	Jamie KIDNEY				0			0
Iame Cadet									
1	77	Kenzie McNALLY	1:08.749			2	l:10.306	1:09.527	0
2	193	Andie STEWART	1:10.755	2.006	2.006	2	l:14.029	1:12.392	0
3	93	Johnston STEWART	1:11.910	3.161	1.155	2	l:13.186	1:12.548	0
4	94	James LOGAN				0			0
5	31	Jason PARK				0			0


Clerk of the Course - Paul Fullerton

Orbits

Timekeepers - David Barr & Keith Mason

Results remain provisional until conclusion of technical/judicial matters

Signed:



(Chief Timekeeper)

Printed: 19/03/2022 09:40:58

Round 1, Ulster Kart Championships

Iame/Honda Cadet

Nutts Corner National Circuit 0.829 miles

Free Practice

19/03/2022 09:20

Practice (3:00 Time) started at 9:10:49

Lap	Lap Tm	Diff	Time of Day
(77) Kenzie McNALLY			
1	1:10.306	+1.557	9:12:07.545
2	1:08.749		9:13:16.294
(17) Charlie CONDY			
1	1:11.930	+2.464	9:12:09.671
2	1:09.466		9:13:19.137
(36) Declan NOBLE			
1	1:13.552	+3.935	9:12:10.239
2	1:09.617		9:13:19.856
(60) Joel MURPHY			
1	1:13.464	+3.830	9:12:07.408
2	1:09.634		9:13:17.042
(32) Harry McDOWELL			
1	1:13.353	+3.145	9:12:03.033
2	1:10.208		9:13:13.241
(19) Conan WARNOCK			
1	1:13.136	+2.918	9:12:10.367
2	1:10.218		9:13:20.585
(29) Noah McFARLANE			
1	1:12.569	+2.313	9:12:02.349
2	1:10.256		9:13:12.605
(46) Evan PURCELL			
1	1:13.229	+2.825	9:12:03.118
2	1:10.404		9:13:13.522
(193) Andie STEWART			
1	1:14.029	+3.274	9:12:13.097
2	1:10.755		9:13:23.852
(18) Archie CONDY			
1	1:13.708	+1.906	9:12:07.700
2	1:11.802		9:13:19.502
(93) Johnston STEWART			
1	1:13.186	+1.276	9:12:15.301
2	1:11.910		9:13:27.211
(54) Max COLBERT			
1	1:14.859	+2.709	9:12:07.010
2	1:12.150		9:13:19.160
(35) Harry MONTGOMERY			
1	1:14.959	+2.638	9:12:11.253
2	1:12.321		9:13:23.574
(99) Travis BAILIE			
1	1:15.011	+2.554	9:12:13.953
2	1:12.457		9:13:26.410
(11) Ryan ARTHUR			
1	1:12.626		9:39:53.002
(25) Joshua WYLIE			
1	1:13.523		9:12:03.676

Lap	Lap Tm	Diff	Time of Day
-----	--------	------	-------------

Lap	Lap Tm	Diff	Time of Day
-----	--------	------	-------------


Clerk of the Course - Paul Fullerton

Orbits

Timekeepers - David Barr & Keith Mason

Results remain provisional until conclusion of technical/judicial matters

Signed:



(Chief Timekeeper)

Printed: 19/03/2022 09:41:23

Round 1, Ulster Kart Championships
Sorted on best lap time

Junior/Mini Max

Nutts Corner National Circuit 0.829 miles

Free Practice

19/03/2022 09:30

Practice started at 9:18:33

Pos	No.	Name	Best Tm	Diff	Gap	In Lap	2nd Best	Avg Tm	Laps led
Junior Max									
1	20	Jack MURTAGH	57.311			3	57.699	58.025	1
2	48	Finlay BROWN	58.163	0.852	0.852	3	59.067	59.095	1
3	33	Joseph McMAHON	58.853	1.542	0.690	2	1:08.332	1:03.592	0
4	14	Carter KELLY	58.943	1.632	0.090	2	1:06.367	1:02.655	0
5	72	Gavin DEWART	58.983	1.672	0.040	2	1:08.111	1:03.547	0
6	42	Edward McDONNELL	1:01.187	3.876	2.204	2	1:07.258	1:04.222	0
7	34	Peter GILLILAND	1:01.383	4.072	0.196	2	1:02.481	1:03.254	0
8	36	Joe GARDINER	1:01.490	4.179	0.107	2	1:03.149	1:03.228	0
9	11	James GREER	1:01.584	4.273	0.094	2	1:02.911	1:02.603	0
10	46	Bobby Joe McFALL	1:02.933	5.622	1.349	2	1:04.981	1:03.957	1
11	19	Adam McGIVERN				0			0
Mini Max									
1	88	Lewis ARTHUR	1:06.069			3	1:06.091	1:06.565	0
2	55	Dennis CHERRY	1:06.560	0.491	0.491	2	1:06.576	1:07.535	0
3	22	Cole McFADDEN BIGGERSTAFF	1:06.569	0.500	0.009	1		1:06.569	0


Clerk of the Course - Paul Fullerton

Orbits

Timekeepers - David Barr & Keith Mason

Results remain provisional until conclusion of technical/judicial matters

Signed:



(Chief Timekeeper)

Printed: 19/03/2022 09:23:04

Round 1, Ulster Kart Championships

Junior/Mini Max

Nutts Corner National Circuit 0.829 miles

Free Practice

19/03/2022 09:30

Practice started at 9:18:33

Lap	Lap Tm	Diff	Time of Day	Lap	Lap Tm	Diff	Time of Day	Lap	Lap Tm	Diff	Time of Day
(20) Jack MURTAGH											
1	59.066	+1.755	9:19:41.209								
2	57.699	+0.388	9:20:38.908								
3	57.311		9:21:36.219								
(48) Finlay BROWN											
1	1:00.056	+1.893	9:19:39.811								
2	59.067	+0.904	9:20:38.878								
3	58.163		9:21:37.041								
(33) Joseph McMAHON											
1	1:08.332	+9.479	9:19:50.374								
2	58.853		9:20:49.227								
(14) Carter KELLY											
1	1:06.367	+7.424	9:19:50.769								
2	58.943		9:20:49.712								
(72) Gavin DEWART											
1	1:08.111	+9.128	9:19:50.483								
2	58.983		9:20:49.466								
(42) Edward McDONNELL											
1	1:07.258	+6.071	9:19:55.544								
2	1:01.187		9:20:56.731								
(34) Peter GILLILAND											
1	1:02.481	+1.098	9:19:47.482								
2	1:01.383		9:20:48.865								
3	1:05.899	+4.516	9:21:54.764								
(36) Joe GARDINER											
1	1:03.149	+1.659	9:19:45.317								
2	1:01.490		9:20:46.807								
3	1:05.045	+3.555	9:21:51.852								
(11) James GREER											
1	1:03.316	+1.732	9:19:47.250								
2	1:01.584		9:20:48.834								
3	1:02.911	+1.327	9:21:51.745								
(46) Bobby Joe McFALL											
1	1:04.981	+2.048	9:19:38.610								
2	1:02.933		9:20:41.543								
(88) Lewis ARTHUR											
1	1:07.536	+1.467	9:20:06.334								
2	1:06.091	+0.022	9:21:12.425								
3	1:06.069		9:22:18.494								
(55) Dennis CHERRY											
1	1:09.470	+2.910	9:20:04.696								
2	1:06.560		9:21:11.256								
3	1:06.576	+0.016	9:22:17.832								
(22) Cole McFADDEN BIGGERSTAFF											
1	1:06.569		9:20:24.628								


Clerk of the Course - Paul Fullerton

Orbits

Timekeepers - David Barr & Keith Mason

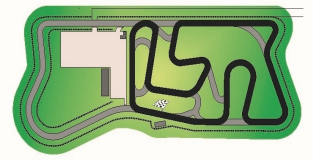
Results remain provisional until conclusion of technical/judicial matters

Signed:



(Chief Timekeeper)

Printed: 19/03/2022 09:23:36

**Round 1, Ulster Kart Championships****Sorted on best lap time**

Bambino

Nutts Corner National Circuit 0.829 miles

Free Practice

19/03/2022 09:40

Practice started at 9:25:07

Pos	No.	Name	Best Tm	Diff	Gap	In Lap	2nd Best	Avg Tm	Laps led
1	33	Lewis HAZLETT	1:22.475			2	1:22.629	1:22.671	3
2	36	Ethan ROBINSON	1:23.747	1.272	1.272	3	1:23.798	1:24.310	0
3	42	Jack HARNEY	1:25.162	2.687	1.415	2	1:25.193	1:25.370	0
4	75	Callum McVEIGH	1:26.429	3.954	1.267	2	1:26.658	1:26.628	0
5	47	Myles PURCELL	1:33.033	10.558	6.604	1	1:33.803	1:33.686	0
6	24	Jessica WYLIE	1:34.111	11.636	1.078	2	1:35.127	1:34.888	0


Clerk of the Course - Paul Fullerton

Orbits

Timekeepers - David Barr & Keith Mason

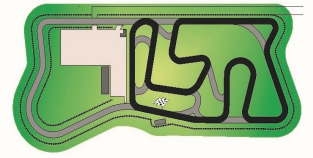
Results remain provisional until conclusion of technical/judicial matters

Signed:



(Chief Timekeeper)

Printed: 19/03/2022 09:32:40



Round 1, Ulster Kart Championships

Bambino

Nutts Corner National Circuit 0.829 miles

Free Practice

19/03/2022 09:40

Practice started at 9:25:07

Lap	Lap Tm	Diff	Time of Day	Lap	Lap Tm	Diff	Time of Day	Lap	Lap Tm	Diff	Time of Day
(33) Lewis HAZLETT											
1	1:22.909	+0.434	9:26:30.752								
2	1:22.475		9:27:53.227								
3	1:22.629	+0.154	9:29:15.856								
(36) Ethan ROBINSON											
1	1:25.385	+1.638	9:26:43.443								
2	1:23.798	+0.051	9:28:07.241								
3	1:23.747		9:29:30.988								
(42) Jack HARNEY											
1	1:25.755	+0.593	9:26:41.644								
2	1:25.162		9:28:06.806								
3	1:25.193	+0.031	9:29:31.999								
(75) Callum McVEIGH											
1	1:26.799	+0.370	9:26:49.471								
2	1:26.429		9:28:15.900								
3	1:26.658	+0.229	9:29:42.558								
(47) Myles PURCELL											
1	1:33.033		9:26:55.805								
2	1:34.222	+1.189	9:28:30.027								
3	1:33.803	+0.770	9:30:03.830								
(24) Jessica WYLIE											
1	1:35.428	+1.317	9:26:55.607								
2	1:34.111		9:28:29.718								
3	1:35.127	+1.016	9:30:04.845								

Clerk of the Course - Paul Fullerton

Orbits

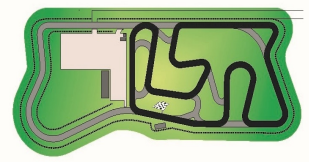
Timekeepers - David Barr & Keith Mason

Results remain provisional until conclusion of technical/judicial matters

Signed:  (Chief Timekeeper)

Printed: 19/03/2022 09:32:53




Round 1, Ulster Kart Championships
Sorted on best lap time

Senior Max

Nutts Corner National Circuit 0.829 miles

Free Practice

19/03/2022 09:50

Practice started at 9:34:14

Pos	No.	Name	Best Tm	Diff	Gap	In Lap	2nd Best	Avg Tm	Laps led
Senior Max									
1	26	Daniel CONLON	57.011			4	57.289	57.351	1
2	12	Johnny CLYDE	57.101	0.090	0.090	4	57.217	57.582	0
3	99	Lewis DUFF	57.624	0.613	0.523	4	58.165	58.002	1
4	31	Aaron WALKER	57.872	0.861	0.248	3	1:03.461	1:00.666	0
5	11	Philip MAGUIRE	58.079	1.068	0.207	3	58.157	58.184	0
6	35	James GILLILAND	58.122	1.111	0.043	2	1:07.265	1:02.693	2
7	32	Gary BLAIR	58.414	1.403	0.292	2	58.497	1:00.452	0
8	24	Jason HETHERINGTON	59.143	2.132	0.729	4	1:00.268	1:00.282	0
9	16	Ellie-Anna McFALL	1:03.646	6.635	4.503	3	1:05.682	1:04.664	0
10	33	Pearse MURTAGH	1:04.823	7.812	1.177	2	1:09.827	1:07.325	0
11	61	Gary TURKINGTON	1:07.036	10.025	2.213	2	1:07.629	1:07.332	0
12	36	Neville BELL	1:07.137	10.126	0.101	3	1:08.366	1:07.751	0
13	141	Zach ROGERS	1:08.665	11.654	1.528	3	1:13.787	1:11.226	0
14	43	Ben McFALL	1:12.798	15.787	4.133	2	1:13.464	1:13.131	0
15	1	Conor McPOLIN	1:16.168	19.157	3.370	2	1:21.006	1:18.587	0
16	56	Connor SMITH				0			0
Senior Max 177									
1	28	Marc VASEY	1:04.997			2		1:04.997	0
2	77	Samuel ALLEN	1:05.653	0.656	0.656	2	1:05.925	1:05.789	0


Clerk of the Course - Paul Fullerton

Orbits

Timekeepers - David Barr & Keith Mason

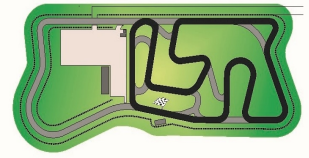
Results remain provisional until conclusion of technical/judicial matters

Signed:



(Chief Timekeeper)

Printed: 19/03/2022 09:39:03



Round 1, Ulster Kart Championships

Senior Max

Nutts Corner National Circuit 0.829 miles

Free Practice

19/03/2022 09:50

Practice started at 9:34:14

Lap	Lap Tm	Diff	Time of Day
(26) Daniel CONLON			
1			9:34:16.644
2	57.755	+0.744	9:35:14.399
3	57.289	+0.278	9:36:11.688
4	57.011		9:37:08.699
(12) Johnny CLYDE			
1			9:34:16.949
2	58.429	+1.328	9:35:15.378
3	57.217	+0.116	9:36:12.595
4	57.101		9:37:09.696
(99) Lewis DUFF			
1			9:34:15.195
2	58.217	+0.593	9:35:13.412
3	58.165	+0.541	9:36:11.577
4	57.624		9:37:09.201
(31) Aaron WALKER			
1			9:34:22.390
2	1:03.461	+5.589	9:35:25.851
3	57.872		9:36:23.723
(11) Philip MAGUIRE			
1			9:34:15.998
2	58.318	+0.239	9:35:14.316
3	58.079		9:36:12.395
4	58.157	+0.078	9:37:10.552
(35) James GILLILAND			
1			9:34:14.916
2	58.122		9:35:13.038
3	1:07.265	+9.143	9:36:20.303
(32) Gary BLAIR			
1			9:34:14.978
2	58.414		9:35:13.392
3	58.497	+0.083	9:36:11.889
4	1:04.446	+6.032	9:37:16.335
(24) Jason HETHERINGTON			
1			9:34:16.589
2	1:01.435	+2.292	9:35:18.024
3	1:00.268	+1.125	9:36:18.292
4	59.143		9:37:17.435
(16) Ellie-Anna McFALL			
1			9:34:26.879
2	1:05.682	+2.036	9:35:32.561
3	1:03.646		9:36:36.207
(33) Pearse MURTAGH			
1			9:34:21.030
2	1:04.823		9:35:25.853
3	1:09.827	+5.004	9:36:35.680
(28) Marc VASEY			
1			9:35:38.854
2	1:04.997		9:36:43.851
(77) Samuel ALLEN			
1			9:34:27.161
2	1:05.653		9:35:32.814
3	1:05.925	+0.272	9:36:38.739

Lap	Lap Tm	Diff	Time of Day
(61) Gary TURKINGTON			
1			9:34:21.516
2	1:07.036		9:35:28.552
3	1:07.629	+0.593	9:36:36.181
(36) Neville BELL			
1			9:34:22.330
2	1:08.366	+1.229	9:35:30.696
3	1:07.137		9:36:37.833
(141) Zach ROGERS			
1			9:34:20.532
2	1:13.787	+5.122	9:35:34.319
3	1:08.665		9:36:42.984
(43) Ben McFALL			
1			9:34:35.538
2	1:12.798		9:35:48.336
3	1:13.464	+0.666	9:37:01.800
(1) Conor McPOLIN			
1			9:34:35.984
2	1:16.168		9:35:52.152
3	1:21.006	+4.838	9:37:13.158

Lap	Lap Tm	Diff	Time of Day
-----	--------	------	-------------


Clerk of the Course - Paul Fullerton

Orbits

Timekeepers - David Barr & Keith Mason

Results remain provisional until conclusion of technical/judicial matters

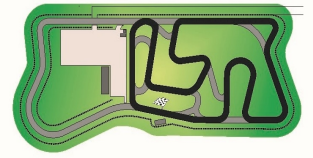
Signed:



(Chief Timekeeper)

Printed: 19/03/2022 09:38:03



**Round 1, Ulster Kart Championships (SK)****Sorted on best lap time**

125cc Superkarts

Nutts Corner (SK) 0.784 miles

Free Practice

19/03/2022 09:00

Qualifying started at 9:42:46

Pos	No.	Name	Best Tm	Diff	Gap	In Lap	2nd Best	Avg Tm	Laps led
1	40	Aaron NEWELL	37.367			7	37.566	39.118	0
2	25	Noel LINDSAY	38.103	0.736	0.736	8	38.345	39.216	7
3	22	Kevin SHINE	38.188	0.821	0.085	2	41.843	40.774	3
4	55	Ross WITHEROW	38.433	1.066	0.245	4	39.482	40.754	0
5	39	Ian WALSH	38.606	1.239	0.173	4	39.822	41.339	0
6	17	Scott GREENAWAY	39.528	2.161	0.922	6	40.733	43.615	0


Clerk of the Course - Paul Fullerton

Orbits

Timekeepers - David Barr & Keith Mason

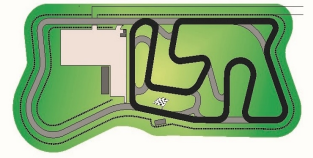
Results remain provisional until conclusion of technical/judicial matters

Signed:



(Chief Timekeeper)

Printed: 19/03/2022 09:56:56



Round 1, Ulster Kart Championships (SK)

125cc Superkarts

Nutts Corner (SK) 0.784 miles

Free Practice

19/03/2022 09:00

Qualifying started at 9:42:46

Lap	Lap Tm	Diff	Time of Day	Lap	Lap Tm	Diff	Time of Day	Lap	Lap Tm	Diff	Time of Day
(40) Aaron NEWELL											
1	43.079	+5.712	9:46:59.060								
2	39.555	+2.188	9:47:38.615								
3	38.503	+1.136	9:48:17.118								
4	39.788	+2.421	9:48:56.906								
5	37.973	+0.606	9:49:34.879								
6	37.566	+0.199	9:50:12.445								
7	37.367		9:50:49.812								
(25) Noel LINDSAY											
1	42.178	+4.075	9:43:31.455								
2	41.164	+3.061	9:44:12.619								
3	38.761	+0.658	9:44:51.380								
4	38.749	+0.646	9:45:30.129								
5	38.507	+0.404	9:46:08.636								
6	38.538	+0.435	9:46:47.174								
7	38.345	+0.242	9:47:25.519								
8	38.103		9:48:03.622								
9	39.066	+0.963	9:48:42.688								
10	38.752	+0.649	9:49:21.440								
(22) Kevin SHINE											
1	41.843	+3.655	9:43:28.818								
2	38.188		9:44:07.006								
3	42.292	+4.104	9:44:49.298								
(55) Ross WITHEROW											
1	44.387	+5.954	9:43:51.879								
2	40.716	+2.283	9:44:32.595								
3	39.482	+1.049	9:45:12.077								
4	38.433		9:45:50.510								
(39) Ian WALSH											
1	45.100	+6.494	9:43:57.757								
2	42.253	+3.647	9:44:40.010								
3	40.914	+2.308	9:45:20.924								
4	38.606		9:45:59.530								
5	39.822	+1.216	9:46:39.352								
(17) Scott GREENAWAY											
1	48.527	+8.999	9:44:15.456								
2	41.863	+2.335	9:44:57.319								
3	40.733	+1.205	9:45:38.052								
4	44.225	+4.697	9:46:22.277								
5	46.819	+7.291	9:47:09.096								
6	39.528		9:47:48.624								

Clerk of the Course - Paul Fullerton

Orbits

Timekeepers - David Barr & Keith Mason

Results remain provisional until conclusion of technical/judicial matters

Signed:  (Chief Timekeeper)

Printed: 19/03/2022 09:57:12



Round 1, Ulster Kart Championships
Sorted on Laps

Iame/Honda Cadet

Nutts Corner National Circuit 0.829 miles

Heat 1

19/03/2022 10:00

Race (8:00 and 1 Laps) started at 10:03:06

Pos	No.	Name	Laps	Total Tm	Diff	Gap	Best Tm	In Lap	2nd Best	Avg Tm
Honda Cadet										
1	IGP	Joel MURPHY	9	10:33.991			1:07.155	7	1:07.274	1:08.037
2	17	Charlie CONDY	9	10:39.527	5.536	5.536	1:07.174	8	1:07.194	1:08.681
3	19	Conan WARNOCK	9	10:39.539	5.548	0.012	1:07.926	4	1:08.050	1:08.713
4	29	Noah McFARLANE	9	10:45.247	11.256	5.708	1:08.042	5	1:08.149	1:09.236
5	32	Harry McDOWELL	9	10:45.557	11.566	0.310	1:07.856	5	1:08.237	1:09.241
6	36	Declan NOBLE	9	10:45.641	11.650	0.084	1:08.000	4	1:08.185	1:09.373
7	18	Archie CONDY	9	10:51.131	17.140	5.490	1:08.757	7	1:08.992	1:09.928
8	11	Ryan ARTHUR	9	10:51.520	17.529	0.389	1:08.850	7	1:08.880	1:10.010
9	54	Max COLBERT	9	10:53.915	19.924	2.395	1:08.754	9	1:09.042	1:10.110
10	46	Evan PURCELL	9	10:54.256	20.265	0.341	1:08.564	7	1:08.912	1:10.133
11	35	Harry MONTGOMERY	9	10:59.739	25.748	5.483	1:09.021	5	1:09.641	1:10.873
12	99	Travis BAILIE	9	11:07.375	33.384	7.636	1:09.226	5	1:10.083	1:11.562
13	25	Joshua WYLIE	7	8:39.003	2 Laps	2 Laps	1:08.451	7	1:08.749	1:11.074

Iame Cadet

1	77	Kenzie McNALLY	9	10:01.819			1:06.026	5	1:06.356	1:06.867
2	94	James LOGAN	9	10:16.457	14.638	14.638	1:07.826	6	1:07.866	1:08.471
3	193	Andie STEWART	9	10:17.119	15.300	0.662	1:07.686	7	1:07.786	1:08.531
4	93	Johnston STEWART	9	10:18.869	17.050	1.750	1:07.738	7	1:07.909	1:08.666
5	31	Jason PARK	9	10:45.761	43.942	26.892	1:05.916	5	1:05.920	1:11.751

Margin of Victory	Avg. Speed	Best Lap Tm	Best Speed	Best Lap by
14.638	44.619	1:05.916	45.264	31 - Jason PARK


Clerk of the Course - Paul Fullerton

Orbits

Timekeepers - David Barr & Keith Mason

Results remain provisional until conclusion of technical/judicial matters

Signed:



 Chief
Timekeeper

Round 1, Ulster Kart Championships
Sorted on Laps

Junior/Mini Max

Nutts Corner National Circuit 0.829 miles

Heat 1

19/03/2022 10:15

Race (8:00 and 1 Laps) started at 10:17:36

Pos	No.	Name	Laps	Total Tm	Diff	Gap	Best Tm	In Lap	2nd Best	Avg Tm
Junior Max										
1	46	Bobby Joe McFALL	10	9:37.837			57.008	8	57.103	57.737
2	36	Joe GARDINER	10	9:38.031	0.194	0.194	57.006	8	57.408	57.794
3	72	Gavin DEWART	10	9:38.254	0.417	0.223	56.943	4	57.078	57.789
4	20	Jack MURTAGH	10	9:38.508	0.671	0.254	56.996	4	57.136	57.850
5	33	Joseph McMAHON	10	9:39.207	1.370	0.699	57.351	10	57.478	57.917
6	48	Finlay BROWN	10	9:42.087	4.250	2.880	57.536	4	57.691	58.178
7	34	Peter GILLILAND	10	9:44.270	6.433	2.183	57.549	5	57.624	58.406
8	14	Carter KELLY	10	9:44.483	6.646	0.213	57.408	10	57.543	57.927
9	11	James GREER	10	9:48.167	10.330	3.684	57.979	5	58.116	58.803
10	42	Edward McDONNELL	10	9:53.208	15.371	5.041	58.275	7	58.505	59.256
11	19	Adam McGIVERN	8	8:16.790	2 Laps	2 Laps	1:00.914	6	1:00.973	1:01.967
Mini Max										
1	22	Cole McFADDEN BIGGERSTAFF	10	10:23.516			1:01.330	7	1:01.381	1:02.217
2	55	Dennis CHERRY	10	10:43.551	20.035	20.035	1:02.985	7	1:03.227	1:04.201
3	88	Lewis ARTHUR	9	9:38.676	1 Lap	1 Lap	1:02.995	7	1:03.338	1:04.093

Announcements

Driver No. 14: 5-sec penalty C2.3.4 (incorrectly positioned front fairing)

Margin of Victory	Avg. Speed	Best Lap Tm	Best Speed	Best Lap by
0.194	51.634	56.943	52.396	72 - Gavin DEWART


Clerk of the Course - Paul Fullerton

Orbits

Timekeepers - David Barr & Keith Mason

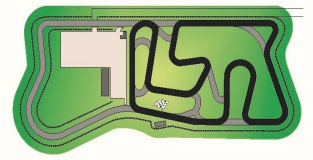
Results remain provisional until conclusion of technical/judicial matters

Signed:



 Chief
Timekeeper

Printed: 19/03/2022 10:33:53



Round 1, Ulster Kart Championships

Junior/Mini Max

Nutts Corner National Circuit 0.829 miles

Heat 1

19/03/2022 10:15

Race (8:00 and 1 Laps) started at 10:17:36

Lap	Lap Tm	Diff	Time of Day
(46) Bobby Joe McFALL			
1	1:00.809	+3.801	10:18:37.621
2	57.336	+0.328	10:19:34.957
3	57.263	+0.255	10:20:32.220
4	57.364	+0.356	10:21:29.584
5	57.589	+0.581	10:22:27.173
6	57.103	+0.095	10:23:24.276
7	57.409	+0.401	10:24:21.685
8	57.008		10:25:18.693
9	57.787	+0.779	10:26:16.480
10	57.711	+0.703	10:27:14.191
(36) Joe GARDINER			
1	59.128	+2.122	10:18:35.570
2	58.413	+1.407	10:19:33.983
3	57.496	+0.490	10:20:31.479
4	57.448	+0.442	10:21:28.927
5	57.775	+0.769	10:22:26.702
6	57.408	+0.402	10:23:24.110
7	57.741	+0.735	10:24:21.851
8	57.006		10:25:18.857
9	57.880	+0.874	10:26:16.737
10	57.648	+0.642	10:27:14.385
(72) Gavin DEWART			
1	1:01.731	+4.788	10:18:38.446
2	57.639	+0.696	10:19:36.085
3	57.559	+0.616	10:20:33.644
4	56.943		10:21:30.587
5	57.410	+0.467	10:22:27.997
6	57.378	+0.435	10:23:25.375
7	57.078	+0.135	10:24:22.453
8	57.744	+0.801	10:25:20.197
9	57.159	+0.216	10:26:17.356
10	57.252	+0.309	10:27:14.608
(20) Jack MURTAGH			
1	1:02.737	+5.741	10:18:39.091
2	57.214	+0.218	10:19:36.305
3	57.136	+0.140	10:20:33.441
4	56.996		10:21:30.437
5	58.013	+1.017	10:22:28.450
6	57.202	+0.206	10:23:25.652
7	57.331	+0.335	10:24:22.983
8	57.486	+0.490	10:25:20.469
9	57.216	+0.220	10:26:17.685
10	57.177	+0.181	10:27:14.862
(33) Joseph McMAHON			
1	58.962	+1.611	10:18:35.345
2	58.873	+1.522	10:19:34.218
3	57.666	+0.315	10:20:31.884
4	57.509	+0.158	10:21:29.393
5	57.872	+0.521	10:22:27.265
6	57.570	+0.219	10:23:24.835
7	57.478	+0.127	10:24:22.313
8	58.377	+1.026	10:25:20.690
9	57.520	+0.169	10:26:18.210
10	57.351		10:27:15.561
(48) Finlay BROWN			
1	1:00.096	+2.560	10:18:36.750
2	58.055	+0.519	10:19:34.805
3	57.997	+0.461	10:20:32.802
4	57.536		10:21:30.338

Lap	Lap Tm	Diff	Time of Day
5	58.646	+1.110	10:22:28.984
6	57.975	+0.439	10:23:26.959
7	57.691	+0.155	10:24:24.650
8	57.910	+0.374	10:25:22.560
9	58.054	+0.518	10:26:20.614
10	57.827	+0.291	10:27:18.441
(34) Peter GILLILAND			
1	1:03.062	+5.513	10:18:39.624
2	58.207	+0.658	10:19:37.831
3	58.303	+0.754	10:20:36.134
4	57.934	+0.385	10:21:34.068
5	57.549		10:22:31.617
6	57.966	+0.417	10:23:29.583
7	57.624	+0.075	10:24:27.207
8	57.695	+0.146	10:25:24.902
9	57.826	+0.277	10:26:22.728
10	57.896	+0.347	10:27:20.624
(14) Carter KELLY			
1	59.533	+2.125	10:18:36.095
2	58.361	+0.953	10:19:34.456
3	57.634	+0.226	10:20:32.090
4	57.653	+0.245	10:21:29.743
5	57.726	+0.318	10:22:27.469
6	58.107	+0.699	10:23:25.576
7	57.712	+0.304	10:24:23.288
8	57.543	+0.135	10:25:20.831
9	57.598	+0.190	10:26:18.429
10	57.408		10:27:15.837
(11) James GREER			
1	1:01.760	+3.781	10:18:38.242
2	59.208	+1.229	10:19:37.450
3	58.671	+0.692	10:20:36.121
4	58.491	+0.512	10:21:34.612
5	57.979		10:22:32.591
6	58.523	+0.544	10:23:31.114
7	58.221	+0.242	10:24:29.335
8	58.116	+0.137	10:25:27.451
9	58.289	+0.310	10:26:25.740
10	58.781	+0.802	10:27:24.521
(42) Edward McDONNELL			
1	1:03.533	+5.258	10:18:40.533
2	59.458	+1.183	10:19:39.991
3	58.524	+0.249	10:20:38.515
4	59.221	+0.946	10:21:37.736
5	58.700	+0.425	10:22:36.436
6	58.561	+0.286	10:23:34.997
7	58.275		10:24:33.272
8	58.505	+0.230	10:25:31.777
9	58.877	+0.602	10:26:30.654
10	58.908	+0.633	10:27:29.562
(22) Cole McFADDEN BIGGERSTAFF			
1	1:04.783	+3.453	10:18:42.481
2	1:02.335	+1.005	10:19:44.816
3	1:02.264	+0.934	10:20:47.080
4	1:02.178	+0.848	10:21:49.258
5	1:01.781	+0.451	10:22:51.039
6	1:01.856	+0.526	10:23:52.895
7	1:01.330		10:24:54.225
8	1:01.381	+0.051	10:25:55.606
9	1:02.482	+1.152	10:26:58.088
10	1:01.782	+0.452	10:27:59.870

Lap	Lap Tm	Diff	Time of Day
(55) Dennis CHERRY			
1	1:06.310	+3.325	10:18:44.199
2	1:04.797	+1.812	10:19:48.996
3	1:03.928	+0.943	10:20:52.924
4	1:04.354	+1.369	10:21:57.278
5	1:03.926	+0.941	10:23:01.204
6	1:03.342	+0.357	10:24:04.546
7	1:02.985		10:25:07.531
8	1:03.227	+0.242	10:26:10.758
9	1:03.396	+0.411	10:27:14.154
10	1:05.751	+2.766	10:28:19.905
(88) Lewis ARTHUR			
1	1:06.350	+3.355	10:18:44.538
2	1:04.761	+1.766	10:19:49.299
3	1:03.993	+0.998	10:20:53.292
4	1:04.246	+1.251	10:21:57.538
5	1:03.877	+0.882	10:23:01.415
6	1:03.338	+0.343	10:24:04.753
7	1:02.995		10:25:07.748
8	1:03.387	+0.392	10:26:11.135
9	1:03.895	+0.900	10:27:15.030
(19) Adam McGIVERN			
1	1:04.399	+3.485	10:18:41.801
2	1:02.474	+1.560	10:19:44.275
3	1:01.861	+0.947	10:20:46.136
4	1:01.285	+0.371	10:21:47.421
5	1:00.973	+0.059	10:22:48.394
6	1:00.914		10:23:49.308
7	1:01.224	+0.310	10:24:50.532
8	1:02.612	+1.698	10:25:53.144


Clerk of the Course - Paul Fullerton

Orbits

Timekeepers - David Barr & Keith Mason

Results remain provisional until conclusion of technical/judicial matters

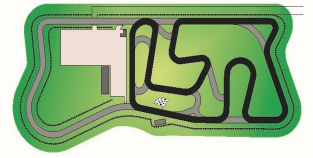
Signed:



(Chief Timekeeper)

Printed: 19/03/2022 10:34:14





Round 1, Ulster Kart Championships

Sorted on best lap time

Bambino

Nutts Corner National Circuit 0.829 miles

Timed Qualification

19/03/2022 10:30

Qualifying (5:00 Time) started at 10:31:48

Pos	No.	Name	Best Tm	Diff	Gap	In Lap	2nd Best	Avg Tm	Laps led
1	33	Lewis HAZLETT	1:22.101			1	1:22.503	1:22.655	0
2	36	Ethan ROBINSON	1:22.286	0.185	0.185	3	1:22.474	1:23.272	3
3	42	Jack HARNEY	1:24.065	1.964	1.779	4	1:24.186	1:24.727	0
4	75	Callum McVEIGH	1:24.684	2.583	0.619	3	1:25.133	1:25.351	1
5	47	Myles PURCELL	1:32.990	10.889	8.306	2	1:33.145	1:35.141	0
6	24	Jessica WYLIE	1:34.816	12.715	1.826	1	1:35.279	1:35.047	0


Clerk of the Course - Paul Fullerton

Orbits

Timekeepers - David Barr & Keith Mason

Results remain provisional until conclusion of technical/judicial matters

Signed:



(Chief Timekeeper)

Printed: 19/03/2022 10:44:11

Round 1, Ulster Kart Championships

Bambino

Nutts Corner National Circuit 0.829 miles

Timed Qualification

19/03/2022 10:30

Qualifying (5:00 Time) started at 10:31:48

Lap	Lap Tm	Diff	Time of Day	Lap	Lap Tm	Diff	Time of Day	Lap	Lap Tm	Diff	Time of Day
(33) Lewis HAZLETT											
1	1:22.101		10:33:29.978								
2	1:22.503	+0.402	10:34:52.481								
3	1:23.282	+1.181	10:36:15.763								
4	1:22.737	+0.636	10:37:38.500								
(36) Ethan ROBINSON											
1	1:25.665	+3.379	10:33:17.017								
2	1:22.474	+0.188	10:34:39.491								
3	1:22.286		10:36:01.777								
4	1:22.666	+0.380	10:37:24.443								
(42) Jack HARNEY											
1	1:25.439	+1.374	10:33:26.406								
2	1:25.219	+1.154	10:34:51.625								
3	1:24.186	+0.121	10:36:15.811								
4	1:24.065		10:37:39.876								
(75) Callum McVEIGH											
1	1:26.025	+1.341	10:33:14.528								
2	1:25.133	+0.449	10:34:39.661								
3	1:24.684		10:36:04.345								
4	1:25.563	+0.879	10:37:29.908								
(47) Myles PURCELL											
1	1:33.145	+0.155	10:33:45.655								
2	1:32.990		10:35:18.645								
3	1:34.015	+1.025	10:36:52.660								
4	1:40.417	+7.427	10:38:33.077								
(24) Jessica WYLIE											
1	1:34.816		10:34:57.588								
2	1:35.279	+0.463	10:36:32.867								


Clerk of the Course - Paul Fullerton

Orbits

Timekeepers - David Barr & Keith Mason

Results remain provisional until conclusion of technical/judicial matters

Signed:



(Chief Timekeeper)

Printed: 19/03/2022 10:44:29

Round 1, Ulster Kart Championships
Sorted on Laps

Senior Max

Nutts Corner National Circuit 0.829 miles

Heat 1

19/03/2022 10:40

Race (8:00 and 1 Laps) started at 10:40:43

Pos	No.	Name	Laps	Total Tm	Diff	Gap	Best Tm	In Lap	2nd Best	Avg Tm
Senior Max										
1	1	Conor McPOLIN	10	9:18.834			55.157	5	55.345	55.790
2	43	Ben McFALL	10	9:22.261	3.427	3.427	55.748	5	55.886	56.226
3	26	Daniel CONLON	10	9:24.301	5.467	2.040	55.903	5	55.918	56.422
4	35	James GILLILAND	10	9:24.875	6.041	0.574	55.888	5	56.027	56.481
5	33	Pearse MURTAGH	10	9:26.176	7.342	1.301	55.780	5	55.833	56.584
6	99	Lewis DUFF	10	9:26.307	7.473	0.131	56.004	5	56.028	56.611
7	61	Gary TURKINGTON	10	9:29.934	11.100	3.627	55.814	5	55.904	56.449
8	36	Neville BELL	10	9:30.674	11.840	0.740	56.246	8	56.298	56.956
9	141	Zach ROGERS	10	9:31.146	12.312	0.472	56.646	5	56.658	57.022
10	32	Gary BLAIR	10	9:31.155	12.321	0.009	56.324	7	56.541	57.039
11	16	Ellie-Anna McFALL	10	9:33.191	14.357	2.036	56.104	5	56.233	57.171
12	31	Aaron WALKER	10	9:37.380	18.546	4.189	56.785	7	56.827	57.656
13	11	Philip MAGUIRE	10	9:41.559	22.725	4.179	57.182	5	57.330	58.029
14	24	Jason HETHERINGTON	10	9:41.692	22.858	0.133	57.202	5	57.344	58.108
15	12	Johnny CLYDE	3	2:59.458	7 Laps	7 Laps	56.973	2	59.771	59.455

Not classified

DNS 56 Connor SMITH DNS 0

Senior Max 177

1	28	Marc VASEY	10	9:45.773			57.480	6	57.586	58.314
2	77	Samuel ALLEN	10	9:51.520	5.747	5.747	58.018	5	58.254	58.914

Announcements

Driver No. 61: 5-sec penalty C2.3.4 (incorrectly positioned front fairing)

Margin of Victory	Avg. Speed	Best Lap Tm	Best Speed	Best Lap by
3.427	53.390	55.157	54.093	1 - Conor McPOLIN


Clerk of the Course - Paul Fullerton

Orbits

Timekeepers - David Barr & Keith Mason

Results remain provisional until conclusion of technical/judicial matters

Signed:



 Chief
Timekeeper

Round 1, Ulster Kart Championships (SK)
Sorted on Laps

125cc Superkarts

Nutts Corner (SK) 0.784 miles

Race 1

19/03/2022 10:10

Race (8:00 and 1 Laps) started at 10:56:20

Pos	No.	Name	Laps	Total Tm	Diff	Gap	Best Tm	In Lap	2nd Best	Avg Tm
1	40	Aaron NEWELL	14	8:49.002			37.213	12	37.235	37.785
2	39	Ian WALSH	14	8:49.205	0.203	0.203	37.230	8	37.236	37.779
3	55	Ross WITHEROW	14	8:49.594	0.592	0.389	37.091	11	37.238	37.801
4	25	Noel LINDSAY	14	8:54.000	4.998	4.406	37.255	10	37.585	38.128
5	17	Scott GREENAWAY	14	8:57.154	8.152	3.154	37.734	8	37.834	38.313

Not classified

DNS	22	Kevin SHINE			DNS			0		
-----	----	-------------	--	--	-----	--	--	---	--	--

Margin of Victory	Avg. Speed	Best Lap Tm	Best Speed	Best Lap by
0.203	74.695	37.091	76.094	55 - Ross WITHEROW


Clerk of the Course - Paul Fullerton

Orbits

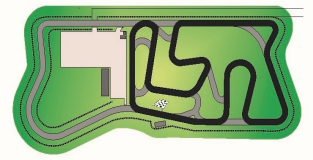
Timekeepers - David Barr & Keith Mason

Results remain provisional until conclusion of technical/judicial matters

Signed:



 Chief
 Timekeeper



Round 1, Ulster Kart Championships (SK)

125cc Superkarts

Nutts Corner (SK) 0.784 miles

Race 1

19/03/2022 10:10

Race (8:00 and 1 Laps) started at 10:56:20

Lap	Lap Tm	Diff	Time of Day	Lap	Lap Tm	Diff	Time of Day	Lap	Lap Tm	Diff	Time of Day
(40) Aaron NEWELL											
1	39.816	+2.403	10:56:59.901	1	40.642	+2.908	10:57:01.689				
2	38.878	+1.665	10:57:38.779	2	38.671	+0.937	10:57:40.360				
3	38.263	+1.050	10:58:17.042	3	38.468	+0.734	10:58:18.828				
4	37.772	+0.559	10:58:54.814	4	38.250	+0.516	10:58:57.078				
5	37.742	+0.529	10:59:32.556	5	38.264	+0.530	10:59:35.342				
6	37.646	+0.433	11:00:10.202	6	38.151	+0.417	11:00:13.493				
7	37.781	+0.568	11:00:47.983	7	37.948	+0.214	11:00:51.441				
8	37.235	+0.022	11:01:25.218	8	37.734		11:01:29.175				
9	37.448	+0.235	11:02:02.666	9	38.347	+0.613	11:02:07.522				
10	37.443	+0.230	11:02:40.109	10	38.011	+0.277	11:02:45.533				
11	37.296	+0.083	11:03:17.405	11	38.193	+0.459	11:03:23.726				
12	37.213		11:03:54.618	12	37.865	+0.131	11:04:01.591				
13	37.301	+0.088	11:04:31.919	13	37.834	+0.100	11:04:39.425				
14	37.368	+0.155	11:05:09.287	14	38.014	+0.280	11:05:17.439				
(39) Ian WALSH											
1	40.127	+2.897	10:57:00.701								
2	38.259	+1.029	10:57:38.960								
3	38.212	+0.982	10:58:17.172								
4	37.741	+0.511	10:58:54.913								
5	37.729	+0.499	10:59:32.642								
6	37.798	+0.568	11:00:10.440								
7	37.656	+0.426	11:00:48.096								
8	37.230		11:01:25.326								
9	37.411	+0.181	11:02:02.737								
10	37.436	+0.206	11:02:40.173								
11	37.341	+0.111	11:03:17.514								
12	37.236	+0.006	11:03:54.750								
13	37.300	+0.070	11:04:32.050								
14	37.440	+0.210	11:05:09.490								
(55) Ross WITHEROW											
1	39.978	+2.887	10:57:00.640								
2	38.396	+1.305	10:57:39.036								
3	38.203	+1.112	10:58:17.239								
4	37.798	+0.707	10:58:55.037								
5	37.879	+0.788	10:59:32.916								
6	37.444	+0.353	11:00:10.360								
7	37.810	+0.719	11:00:48.170								
8	37.258	+0.167	11:01:25.428								
9	37.809	+0.718	11:02:03.237								
10	37.397	+0.306	11:02:40.634								
11	37.091		11:03:17.725								
12	37.238	+0.147	11:03:54.963								
13	37.241	+0.150	11:04:32.204								
14	37.675	+0.584	11:05:09.879								
(25) Noel LINDSAY											
1	40.946	+3.691	10:57:01.433								
2	38.152	+0.897	10:57:39.585								
3	37.863	+0.608	10:58:17.448								
4	38.203	+0.948	10:58:55.651								
5	37.585	+0.330	10:59:33.236								
6	37.833	+0.578	11:00:11.069								
7	37.610	+0.355	11:00:48.679								
8	37.630	+0.375	11:01:26.309								
9	37.863	+0.608	11:02:04.172								
10	37.255		11:02:41.427								
11	37.632	+0.377	11:03:19.059								
12	38.160	+0.905	11:03:57.219								
13	38.697	+1.442	11:04:35.916								
14	38.369	+1.114	11:05:14.285								
(17) Scott GREENAWAY											

Clerk of the Course - Paul Fullerton

Orbits

Timekeepers - David Barr & Keith Mason

Results remain provisional until conclusion of technical/judicial matters

Signed:  (Chief Timekeeper)

Printed: 19/03/2022 11:07:14



Round 1, Ulster Kart Championships
Sorted on Laps

Iame/Honda Cadet

Nutts Corner National Circuit 0.829 miles

Heat 2

19/03/2022 11:00

Race (8:00 and 1 Laps) started at 11:15:08

Pos	No.	Name	Laps	Total Tm	Diff	Gap	Best Tm	In Lap	2nd Best	Avg Tm
Honda Cadet										
1	IGP	Joel MURPHY	9	10:19.518			1:06.819	6	1:07.037	1:08.059
2	17	Charlie CONDY	9	10:19.780	0.262	0.262	1:07.038	5	1:07.139	1:08.100
3	18	Archie CONDY	9	10:21.005	1.487	1.225	1:07.437	7	1:07.693	1:08.282
4	36	Declan NOBLE	9	10:22.472	2.954	1.467	1:07.446	7	1:07.769	1:08.427
5	32	Harry McDOWELL	9	10:28.350	8.832	5.878	1:08.098	9	1:08.114	1:09.014
6	46	Evan PURCELL	9	10:32.360	12.842	4.010	1:08.042	7	1:08.412	1:09.444
7	29	Noah McFARLANE	9	10:32.918	13.400	0.558	1:07.673	4	1:07.894	1:09.472
8	35	Harry MONTGOMERY	9	10:33.247	13.729	0.329	1:08.971	7	1:09.090	1:09.643
9	19	Conan WARNOCK	9	10:33.504	13.986	0.257	1:07.899	7	1:08.184	1:09.632
10	11	Ryan ARTHUR	9	10:33.574	14.056	0.070	1:08.675	5	1:08.691	1:09.659
11	99	Travis BAILIE	9	10:38.518	19.000	4.944	1:08.748	4	1:08.806	1:10.139
12	54	Max COLBERT	9	10:43.167	23.649	4.649	1:08.197	7	1:08.771	1:10.624
13	25	Joshua WYLIE	8	9:33.741	1 Lap	1 Lap	1:08.715	3	1:08.851	1:10.870

Iame Cadet

1	77	Kenzie McNALLY	9	9:56.323			1:05.698	7	1:05.896	1:06.258
2	31	Jason PARK	9	10:00.039	3.716	3.716	1:05.864	3	1:06.074	1:06.662
3	94	James LOGAN	9	10:08.414	12.091	8.375	1:07.095	7	1:07.293	1:07.584
4	193	Andie STEWART	9	10:19.187	22.864	10.773	1:07.710	3	1:07.950	1:08.762
5	93	Johnston STEWART	9	10:21.661	25.338	2.474	1:07.980	3	1:08.076	1:09.029

Margin of Victory	Avg. Speed	Best Lap Tm	Best Speed	Best Lap by
3.716	45.030	1:05.698	45.414	77 - Kenzie McNALLY


Clerk of the Course - Paul Fullerton

Orbits

Timekeepers - David Barr & Keith Mason

Results remain provisional until conclusion of technical/judicial matters

Signed:



 Chief
Timekeeper


Round 1, Ulster Kart Championships
Sorted on Laps

Junior/Mini Max

Nutts Corner National Circuit 0.829 miles

Heat 2

19/03/2022 11:15

Race (8:00 and 1 Laps) started at 11:30:58

Pos	No.	Name	Laps	Total Tm	Diff	Gap	Best Tm	In Lap	2nd Best	Avg Tm
Junior Max										
1	20	Jack MURTAGH	10	9:37.311			57.294	3	57.307	57.706
2	72	Gavin DEWART	10	9:37.376	0.065	0.065	56.991	5	57.309	57.728
3	33	Joseph McMAHON	10	9:39.183	1.872	1.807	57.218	5	57.432	57.891
4	48	Finlay BROWN	10	9:41.637	4.326	2.454	57.664	10	57.684	58.158
5	14	Carter KELLY	10	9:42.685	5.374	1.048	57.636	10	57.735	58.268
6	34	Peter GILLILAND	10	9:42.915	5.604	0.230	57.342	5	57.622	58.214
7	11	James GREER	10	9:44.799	7.488	1.884	57.750	6	57.779	58.428
8	42	Edward McDONNELL	10	10:11.176	33.865	26.377	59.099	9	59.146	1:01.095
9	46	Bobby Joe McFALL		0.169	10 Laps	10 Laps		0		
10	36	Joe GARDINER		0.451	10 Laps	0.282		0		
Not classified										
DNS	19	Adam McGIVERN			DNS			0		
Mini Max										
1	22	Cole McFADDEN BIGGERSTAFF	10	10:18.285			1:00.644	9	1:00.681	1:01.604
2	55	Dennis CHERRY		1.893	10 Laps	10 Laps		0		
3	88	Lewis ARTHUR		2.531	10 Laps	0.638		0		

Margin of Victory	Avg. Speed	Best Lap Tm	Best Speed	Best Lap by
0.065	51.681	56.991	52.352	72 - Gavin DEWART


Clerk of the Course - Paul Fullerton

Orbits

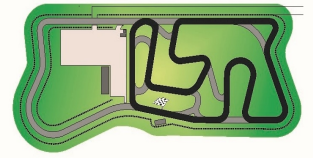
Timekeepers - David Barr & Keith Mason

Results remain provisional until conclusion of technical/judicial matters

Signed:



 Chief
Timekeeper



Round 1, Ulster Kart Championships

Junior/Mini Max

Nutts Corner National Circuit 0.829 miles

Heat 2

19/03/2022 11:15

Race (8:00 and 1 Laps) started at 11:30:58

Lap	Lap Tm	Diff	Time of Day
(20) Jack MURTAGH			
1	59.561	+2.267	11:31:58.382
2	57.558	+0.264	11:32:55.940
3	57.294		11:33:53.234
4	57.514	+0.220	11:34:50.748
5	57.307	+0.013	11:35:48.055
6	57.467	+0.173	11:36:45.522
7	58.067	+0.773	11:37:43.589
8	57.495	+0.201	11:38:41.084
9	57.363	+0.069	11:39:38.447
10	57.443	+0.149	11:40:35.890

Lap	Lap Tm	Diff	Time of Day
(72) Gavin DEWART			
1	59.974	+2.983	11:31:58.641
2	57.863	+0.872	11:32:56.504
3	57.346	+0.355	11:33:53.850
4	57.309	+0.318	11:34:51.159
5	56.991		11:35:48.150
6	57.459	+0.468	11:36:45.609
7	58.137	+1.146	11:37:43.746
8	57.407	+0.416	11:38:41.153
9	57.366	+0.375	11:39:38.519
10	57.436	+0.445	11:40:35.955

Lap	Lap Tm	Diff	Time of Day
(33) Joseph McMAHON			
1	1:00.865	+3.647	11:31:59.710
2	57.921	+0.703	11:32:57.631
3	57.721	+0.503	11:33:55.352
4	57.579	+0.361	11:34:52.931
5	57.218		11:35:50.149
6	57.432	+0.214	11:36:47.581
7	57.598	+0.380	11:37:45.179
8	57.576	+0.358	11:38:42.755
9	57.523	+0.305	11:39:40.278
10	57.484	+0.266	11:40:37.762

Lap	Lap Tm	Diff	Time of Day
(48) Finlay BROWN			
1	1:00.774	+3.110	11:31:59.408
2	58.065	+0.401	11:32:57.473
3	58.126	+0.462	11:33:55.599
4	57.811	+0.147	11:34:53.410
5	58.071	+0.407	11:35:51.481
6	57.766	+0.102	11:36:49.247
7	57.869	+0.205	11:37:47.116
8	57.684	+0.020	11:38:44.800
9	57.752	+0.088	11:39:42.552
10	57.664		11:40:40.216

Lap	Lap Tm	Diff	Time of Day
(14) Carter KELLY			
1	59.754	+2.118	11:31:58.333
2	58.744	+1.108	11:32:57.077
3	58.047	+0.411	11:33:55.124
4	58.061	+0.425	11:34:53.185
5	58.110	+0.474	11:35:51.295
6	58.280	+0.644	11:36:49.575
7	57.735	+0.099	11:37:47.310
8	57.891	+0.255	11:38:45.201
9	58.427	+0.791	11:39:43.628
10	57.636		11:40:41.264

Lap	Lap Tm	Diff	Time of Day
(34) Peter GILLILAND			
1	1:01.704	+4.362	11:32:01.056
2	57.804	+0.462	11:32:58.860
3	57.905	+0.563	11:33:56.765
4	57.695	+0.353	11:34:54.460

Lap	Lap Tm	Diff	Time of Day
5	57.342		11:35:51.802
6	57.909	+0.567	11:36:49.711
7	57.826	+0.484	11:37:47.537
8	57.830	+0.488	11:38:45.367
9	58.505	+1.163	11:39:43.872
10	57.622	+0.280	11:40:41.494

Lap	Lap Tm	Diff	Time of Day
(11) James GREER			
1	1:01.297	+3.547	11:32:00.389
2	58.288	+0.538	11:32:58.677
3	58.130	+0.380	11:33:56.807
4	58.197	+0.447	11:34:55.004
5	57.779	+0.029	11:35:52.783
6	57.750		11:36:50.533
7	58.061	+0.311	11:37:48.594
8	58.201	+0.451	11:38:46.795
9	58.287	+0.537	11:39:45.082
10	58.296	+0.546	11:40:43.378

Lap	Lap Tm	Diff	Time of Day
(42) Edward McDONNELL			
1	1:14.485	+15.386	11:32:13.281
2	1:01.285	+2.186	11:33:14.566
3	59.892	+0.793	11:34:14.458
4	59.835	+0.736	11:35:14.293
5	59.146	+0.047	11:36:13.439
6	59.199	+0.100	11:37:12.638
7	59.320	+0.221	11:38:11.958
8	59.526	+0.427	11:39:11.484
9	59.099		11:40:10.583
10	59.172	+0.073	11:41:09.755

Lap	Lap Tm	Diff	Time of Day
(22) Cole McFADDEN BIGGERSTAFF			
1	1:04.981	+4.337	11:32:05.799
2	1:02.711	+2.067	11:33:08.510
3	1:01.933	+1.289	11:34:10.443
4	1:00.855	+0.211	11:35:11.298
5	1:00.681	+0.037	11:36:11.979
6	1:01.080	+0.436	11:37:13.059
7	1:01.027	+0.383	11:38:14.086
8	1:01.075	+0.431	11:39:15.161
9	1:00.644		11:40:15.805
10	1:01.059	+0.415	11:41:16.864

Clerk of the Course - Paul Fullerton

Orbits

Timekeepers - David Barr & Keith Mason

Results remain provisional until conclusion of technical/judicial matters

Signed:  (Chief Timekeeper)

Printed: 19/03/2022 11:52:30



Round 1, Ulster Kart Championships

Sorted on Laps

Bambino

Nutts Corner National Circuit 0.829 miles

Heat 1

19/03/2022 11:30

Race (5:00 and 1 Laps) started at 11:49:03

Pos	No.	Name	Laps	Total Tm	Diff	Gap	Best Tm	In Lap	2nd Best	Avg Tm
1	36	Ethan ROBINSON	5	7:00.067			1:21.968	3	1:22.082	1:23.612
2	33	Lewis HAZLETT	5	7:00.096	0.029	0.029	1:22.098	4	1:23.127	1:23.641
3	42	Jack HARNEY	5	7:08.390	8.323	8.294	1:23.931	3	1:23.959	1:25.091
4	75	Callum McVEIGH	5	7:11.539	11.472	3.149	1:24.549	2	1:24.579	1:25.801
5	24	Jessica WYLIE	5	7:56.866	56.799	45.327	1:33.389	3	1:33.680	1:34.706

Not classified

DNS 47 Myles PURCELL DNS 0

Margin of Victory	Avg. Speed	Best Lap Tm	Best Speed	Best Lap by
0.029	35.513	1:21.968	36.400	36 - Ethan ROBINSON

Clerk of the Course - Paul Fullerton

Orbits

Timekeepers - David Barr & Keith Mason

Results remain provisional until conclusion of technical/judicial matters

Signed: 

Chief
Timekeeper



Round 1, Ulster Kart Championships

Bambino

Nutts Corner National Circuit 0.829 miles

Heat 1

19/03/2022 11:30

Race (5:00 and 1 Laps) started at 11:49:03

Lap	Lap Tm	Diff	Time of Day	Lap	Lap Tm	Diff	Time of Day	Lap	Lap Tm	Diff	Time of Day
(36) Ethan ROBINSON											
1	1:28.159	+6.191	11:50:33.857								
2	1:22.605	+0.637	11:51:56.462								
3	1:21.968		11:53:18.430								
4	1:22.082	+0.114	11:54:40.512								
5	1:23.246	+1.278	11:56:03.758								
(33) Lewis HAZLETT											
1	1:26.588	+4.490	11:50:32.170								
2	1:23.127	+1.029	11:51:55.297								
3	1:23.203	+1.105	11:53:18.500								
4	1:22.098		11:54:40.598								
5	1:23.189	+1.091	11:56:03.787								
(42) Jack HARNEY											
1	1:28.658	+4.727	11:50:35.280								
2	1:23.959	+0.028	11:51:59.239								
3	1:23.931		11:53:23.170								
4	1:24.159	+0.228	11:54:47.329								
5	1:24.752	+0.821	11:56:12.081								
(75) Callum McVEIGH											
1	1:29.093	+4.544	11:50:35.316								
2	1:24.549		11:51:59.865								
3	1:25.378	+0.829	11:53:25.243								
4	1:24.579	+0.030	11:54:49.822								
5	1:25.408	+0.859	11:56:15.230								
(24) Jessica WYLIE											
1	1:38.184	+4.795	11:50:45.210								
2	1:33.844	+0.455	11:52:19.054								
3	1:33.389		11:53:52.443								
4	1:33.680	+0.291	11:55:26.123								
5	1:34.434	+1.045	11:57:00.557								


Clerk of the Course - Paul Fullerton

Orbits

Timekeepers - David Barr & Keith Mason

Results remain provisional until conclusion of technical/judicial matters

Signed:



(Chief Timekeeper)

Printed: 19/03/2022 12:00:20

Round 1, Ulster Kart Championships
Sorted on Laps

Senior Max

Nutts Corner National Circuit 0.829 miles

Heat 2

19/03/2022 11:45

Race (8:00 and 1 Laps) started at 11:58:57

Pos	No.	Name	Laps	Total Tm	Diff	Gap	Best Tm	In Lap	2nd Best	Avg Tm
Senior Max										
1	1	Conor McPOLIN	10	9:18.152			55.429	3	55.573	55.815
2	33	Pearse MURTAGH	10	9:27.226	9.074	9.074	56.210	2	56.340	56.653
3	35	James GILLILAND	10	9:28.107	9.955	0.881	56.166	4	56.224	56.756
4	61	Gary TURKINGTON	10	9:28.434	10.282	0.327	56.031	10	56.228	56.759
5	99	Lewis DUFF	10	9:29.039	10.887	0.605	56.272	4	56.370	56.843
6	43	Ben McFALL	10	9:30.007	11.855	0.968	55.984	5	56.089	56.949
7	36	Neville BELL	10	9:30.328	12.176	0.321	56.464	7	56.589	57.013
8	141	Zach ROGERS	10	9:30.966	12.814	0.638	56.585	5	56.621	57.088
9	16	Ellie-Anna McFALL	10	9:32.587	14.435	1.621	56.436	4	56.609	57.212
10	32	Gary BLAIR	10	9:33.028	14.876	0.441	56.437	4	56.521	57.301
11	12	Johnny CLYDE	10	9:35.269	17.117	2.241	56.526	3	57.046	57.510
12	26	Daniel CONLON	10	9:37.523	19.371	2.254	56.486	4	56.534	57.188
13	11	Philip MAGUIRE	10	9:39.760	21.608	2.237	57.238	3	57.279	57.934
14	24	Jason HETHERINGTON	10	9:40.704	22.552	0.944	57.129	3	57.187	57.986
15	31	Aaron WALKER	10	9:44.820	26.668	4.116	57.041	4	57.126	57.883

Not classified

DNS 56 Connor SMITH DNS 0

Senior Max 177

1	28	Marc VASEY	10	9:45.937			57.717	3	57.808	58.433
2	77	Samuel ALLEN	10	9:54.702	8.765	8.765	58.560	3	58.572	59.309

Announcements

Drivers No. 26 & 31: 5-sec penalty C2.3.4 (incorrectly positioned front fairing)

Margin of Victory	Avg. Speed	Best Lap Tm	Best Speed	Best Lap by
9.074	53.455	55.429	53.828	1 - Conor McPOLIN


Clerk of the Course - Paul Fullerton

Orbits

Timekeepers - David Barr & Keith Mason

Results remain provisional until conclusion of technical/judicial matters

Signed:



 Chief
Timekeeper

Round 1, Ulster Kart Championships

Senior Max

Nutts Corner National Circuit 0.829 miles

Heat 2

19/03/2022 11:45

Race (8:00 and 1 Laps) started at 11:58:57

Lap	Lap Tm	Diff	Time of Day	Lap	Lap Tm	Diff	Time of Day	Lap	Lap Tm	Diff	Time of Day
5	58.973	+0.413	12:03:56.798								
6	58.983	+0.423	12:04:55.781								
7	59.101	+0.541	12:05:54.882								
8	59.139	+0.579	12:06:54.021								
9	58.934	+0.374	12:07:52.955								
10	59.323	+0.763	12:08:52.278								

Clerk of the Course - Paul Fullerton

Orbits

Timekeepers - David Barr & Keith Mason

Results remain provisional until conclusion of technical/judicial matters

Signed:  (Chief Timekeeper)

Printed: 19/03/2022 12:16:54

Round 1, Ulster Kart Championships (SK)

Sorted on Laps

125cc Superkarts

Nutts Corner (SK) 0.784 miles

Race 2

19/03/2022 12:10

Race (8:00 and 1 Laps) started at 12:16:34

Pos	No.	Name	Laps	Total Tm	Diff	Gap	Best Tm	In Lap	2nd Best	Avg Tm
1	55	Ross WITHEROW	14	8:41.826			36.597	9	36.691	37.259
2	22	Kevin SHINE	14	8:41.958	0.132	0.132	36.709	12	36.750	37.245
3	39	Ian WALSH	14	8:49.422	7.596	7.464	36.558	9	36.707	37.788
4	43	Brian JONES	14	8:52.260	10.434	2.838	37.344	13	37.414	37.966
5	17	Scott GREENAWAY	14	8:57.699	15.873	5.439	37.707	4	37.720	38.352
6	25	Noel LINDSAY	14	9:01.934	20.108	4.235	37.932	11	38.075	38.679
Not classified										
DNF	40	Aaron NEWELL	1	39.298	DNF		39.298	1		39.298

Margin of Victory	Avg. Speed	Best Lap Tm	Best Speed	Best Lap by
0.132	75.722	36.558	77.203	39 - Ian WALSH


Clerk of the Course - Paul Fullerton

Orbits

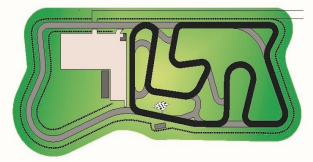
Timekeepers - David Barr & Keith Mason

Results remain provisional until conclusion of technical/judicial matters

Signed:



Chief
Timekeeper



Round 1, Ulster Kart Championships (SK)

125cc Superkarts

Nutts Corner (SK) 0.784 miles

Race 2

19/03/2022 12:10

Race (8:00 and 1 Laps) started at 12:16:34

Lap	Lap Tm	Diff	Time of Day
(55) Ross WITHEROW			
1	39.477	+2.880	12:17:14.577
2	37.885	+1.288	12:17:52.462
3	37.419	+0.822	12:18:29.881
4	37.585	+0.988	12:19:07.466
5	37.081	+0.484	12:19:44.547
6	36.897	+0.300	12:20:21.444
7	36.713	+0.116	12:20:58.157
8	37.644	+1.047	12:21:35.801
9	36.897		12:22:12.398
10	36.691	+0.094	12:22:49.089
11	37.044	+0.447	12:23:26.133
12	36.702	+0.105	12:24:02.835
13	36.955	+0.358	12:24:39.790
14	36.947	+0.350	12:25:16.737

(22) Kevin SHINE			
1	39.557	+2.848	12:17:14.989
2	37.570	+0.861	12:17:52.559
3	37.385	+0.676	12:18:29.944
4	37.686	+0.977	12:19:07.630
5	37.071	+0.362	12:19:44.701
6	36.757	+0.048	12:20:21.458
7	36.753	+0.044	12:20:58.211
8	36.750	+0.041	12:21:34.961
9	36.871	+0.162	12:22:11.832
10	37.257	+0.548	12:22:49.089
11	37.092	+0.383	12:23:26.181
12	36.709		12:24:02.890
13	36.953	+0.244	12:24:39.843
14	37.026	+0.317	12:25:16.869

(39) Ian WALSH			
1	39.691	+3.133	12:17:14.983
2	38.118	+1.560	12:17:53.101
3	37.208	+0.650	12:18:30.309
4	37.285	+0.727	12:19:07.594
5	37.028	+0.470	12:19:44.622
6	37.069	+0.511	12:20:21.691
7	36.968	+0.410	12:20:58.659
8	36.707	+0.149	12:21:35.366
9	36.558		12:22:11.924
10	37.636	+1.078	12:22:49.560
11	38.566	+2.008	12:23:28.126
12	39.202	+2.644	12:24:07.328
13	38.577	+2.019	12:24:45.905
14	38.428	+1.870	12:25:24.333

(43) Brian JONES			
1	41.363	+4.019	12:17:16.999
2	39.310	+1.966	12:17:56.309
3	38.183	+0.839	12:18:34.492
4	37.488	+0.144	12:19:11.980
5	37.645	+0.301	12:19:49.625
6	38.026	+0.682	12:20:27.651
7	37.508	+0.164	12:21:05.159
8	37.458	+0.114	12:21:42.617
9	37.414	+0.070	12:22:20.031
10	37.472	+0.128	12:22:57.503
11	37.418	+0.074	12:23:34.921
12	37.484	+0.140	12:24:12.405
13	37.344		12:24:49.749
14	37.422	+0.078	12:25:27.171

(17) Scott GREENAWAY			
-----------------------------	--	--	--

Lap	Lap Tm	Diff	Time of Day
1	40.683	+2.976	12:17:16.361
2	39.367	+1.660	12:17:55.728
3	38.124	+0.417	12:18:33.852
4	37.707		12:19:11.559
5	37.900	+0.193	12:19:49.459
6	38.463	+0.756	12:20:27.922
7	37.841	+0.134	12:21:05.763
8	37.720	+0.013	12:21:43.483
9	37.809	+0.102	12:22:21.292
10	37.951	+0.244	12:22:59.243
11	37.856	+0.149	12:23:37.099
12	38.503	+0.796	12:24:15.602
13	38.432	+0.725	12:24:54.034
14	38.576	+0.869	12:25:32.610

(25) Noel LINDSAY			
1	40.681	+2.749	12:17:16.018
2	39.851	+1.919	12:17:55.869
3	38.886	+0.954	12:18:34.755
4	38.345	+0.413	12:19:13.100
5	38.080	+0.148	12:19:51.180
6	38.423	+0.491	12:20:29.603
7	38.491	+0.559	12:21:08.094
8	38.187	+0.255	12:21:46.281
9	38.075	+0.143	12:22:24.356
10	38.281	+0.349	12:23:02.637
11	37.932		12:23:40.569
12	38.564	+0.632	12:24:19.133
13	38.574	+0.642	12:24:57.707
14	39.138	+1.206	12:25:36.845

(40) Aaron NEWELL			
1	39.298		12:17:14.209

Clerk of the Course - Paul Fullerton

Orbits

Timekeepers - David Barr & Keith Mason

Results remain provisional until conclusion of technical/judicial matters

Signed:  (Chief Timekeeper)

Printed: 19/03/2022 12:29:22



Round 1, Ulster Kart Championships
Sorted on Laps

Iame/Honda Cadet

Nutts Corner National Circuit 0.829 miles

Heat 3

19/03/2022 13:30

Race (8:00 and 1 Laps) started at 12:35:17

Pos	No.	Name	Laps	Total Tm	Diff	Gap	Best Tm	In Lap	2nd Best	Avg Tm
Honda Cadet										
1	17	Charlie CONDY	9	10:20.231			1:07.262	4	1:07.347	1:07.662
2	18	Archie CONDY	9	10:24.493	4.262	4.262	1:07.693	4	1:07.774	1:08.142
3	29	Noah McFARLANE	9	10:28.194	7.963	3.701	1:07.742	3	1:07.832	1:08.479
4	46	Evan PURCELL	9	10:28.290	8.059	0.096	1:07.732	9	1:07.866	1:08.466
5	36	Declan NOBLE	9	10:28.602	8.371	0.312	1:07.749	9	1:07.920	1:08.548
6	11	Ryan ARTHUR	9	10:31.952	11.721	3.350	1:08.229	6	1:08.264	1:08.934
7	IGP	Joel MURPHY	9	10:32.316	12.085	0.364	1:07.080	9	1:07.115	1:08.439
8	54	Max COLBERT	9	10:39.393	19.162	7.077	1:08.586	4	1:08.852	1:09.665
9	35	Harry MONTGOMERY	9	10:39.528	19.297	0.135	1:08.403	4	1:08.898	1:09.742
10	25	Joshua WYLIE	9	10:40.305	20.074	0.777	1:08.736	4	1:09.010	1:09.891
11	19	Conan WARNOCK	9	10:40.421	20.190	0.116	1:08.118	6	1:08.287	1:09.869
12	99	Travis BAILIE	9	10:40.959	20.728	0.538	1:08.562	4	1:08.898	1:09.851
13	32	Harry McDOWELL	9	10:45.185	24.954	4.226	1:08.354	4	1:08.419	1:09.801
Iame Cadet										
1	77	Kenzie McNALLY	9	10:00.359			1:05.454	3	1:05.668	1:06.701
2	31	Jason PARK	9	10:05.079	4.720	4.720	1:05.452	3	1:05.671	1:06.664
3	94	James LOGAN	9	10:08.556	8.197	3.477	1:07.092	9	1:07.120	1:07.617
4	193	Andie STEWART	9	10:15.991	15.632	7.435	1:07.522	3	1:07.593	1:08.415
5	93	Johnston STEWART	9	10:18.109	17.750	2.118	1:07.909	3	1:08.059	1:08.619

Announcements

Drivers No. 31, IGP & 32: 5-sec penalty C2.3.4 (incorrectly positioned front fairing)

Margin of Victory	Avg. Speed	Best Lap Tm	Best Speed	Best Lap by
4.720	44.727	1:05.452	45.585	31 - Jason PARK


Clerk of the Course - Paul Fullerton

Orbits

Timekeepers - David Barr & Keith Mason

Results remain provisional until conclusion of technical/judicial matters

Signed:



 Chief
Timekeeper

Round 1, Ulster Kart Championships
Sorted on Laps

Junior/Mini Max

Nutts Corner National Circuit 0.829 miles

Heat 3

19/03/2022 13:45

Race (8:00 and 1 Laps) started at 12:47:49

Pos	No.	Name	Laps	Total Tm	Diff	Gap	Best Tm	In Lap	2nd Best	Avg Tm
Junior Max										
1	46	Bobby Joe McFALL	10	9:35.743			57.062	8	57.169	57.556
2	72	Gavin DEWART	10	9:37.477	1.734	1.734	57.066	8	57.098	57.719
3	20	Jack MURTAGH	10	9:39.069	3.326	1.592	57.098	3	57.205	57.885
4	34	Peter GILLILAND	10	9:40.796	5.053	1.727	57.670	3	57.671	58.079
5	36	Joe GARDINER	10	9:42.017	6.274	1.221	57.448	8	57.482	58.186
6	11	James GREER	10	9:47.763	12.020	5.746	57.894	5	57.920	58.748
7	33	Joseph McMAHON	10	9:48.702	12.959	0.939	57.340	10	57.558	58.328
8	42	Edward McDONNELL	10	10:01.814	26.071	13.112	59.055	3	59.313	1:00.176
9	19	Adam McGIVERN	10	10:17.969	42.226	16.155	1:00.756	3	1:00.768	1:01.719
10	48	Finlay BROWN	8	7:48.437	2 Laps	2 Laps	57.602	5	57.606	58.509
11	14	Carter KELLY	8	7:48.789	2 Laps	0.352	57.617	4	57.793	58.541
Mini Max										
1	22	Cole McFADDEN BIGGERSTAFF	10	10:24.175			1:00.985	8	1:01.105	1:01.721
2	88	Lewis ARTHUR	10	10:35.384	11.209	11.209	1:02.168	7	1:02.210	1:02.830
Not classified										
DNS	55	Dennis CHERRY			DNS			0		

Announcements

Driver No. 33: 5-sec penalty C2.3.4 (incorrectly positioned front fairing)

Margin of Victory	Avg. Speed	Best Lap Tm	Best Speed	Best Lap by
1.734	51.822	57.062	52.287	46 - Bobby Joe McFALL


Clerk of the Course - Paul Fullerton

Orbits

Timekeepers - David Barr & Keith Mason

Results remain provisional until conclusion of technical/judicial matters

Signed:



 Chief
Timekeeper

Round 1, Ulster Kart Championships

Junior/Mini Max

Nutts Corner National Circuit 0.829 miles

Heat 3

19/03/2022 13:45

Race (8:00 and 1 Laps) started at 12:47:49

Lap	Lap Tm	Diff	Time of Day
(46) Bobby Joe McFALL			
1	1:00.186	+3.124	12:48:50.128
2	57.429	+0.367	12:49:47.557
3	57.197	+0.135	12:50:44.754
4	57.439	+0.377	12:51:42.193
5	57.226	+0.164	12:52:39.419
6	57.169	+0.107	12:53:36.588
7	57.302	+0.240	12:54:33.890
8	57.062		12:55:30.952
9	57.286	+0.224	12:56:28.238
10	57.270	+0.208	12:57:25.508
(72) Gavin DEWART			
1	1:00.548	+3.482	12:48:50.591
2	57.444	+0.378	12:49:48.035
3	57.098	+0.032	12:50:45.133
4	57.820	+0.754	12:51:42.953
5	57.183	+0.117	12:52:40.136
6	57.467	+0.401	12:53:37.603
7	57.913	+0.847	12:54:35.516
8	57.066		12:55:32.582
9	57.261	+0.195	12:56:29.843
10	57.399	+0.333	12:57:27.242
(20) Jack MURTAGH			
1	1:00.543	+3.445	12:48:50.521
2	57.233	+0.135	12:49:47.754
3	57.098		12:50:44.852
4	57.957	+0.859	12:51:42.809
5	57.205	+0.107	12:52:40.014
6	57.383	+0.285	12:53:37.397
7	58.775	+1.677	12:54:36.172
8	57.345	+0.247	12:55:33.517
9	57.582	+0.484	12:56:31.099
10	57.735	+0.637	12:57:28.834
(34) Peter GILLILAND			
1	59.143	+1.473	12:48:48.908
2	58.030	+0.360	12:49:46.938
3	57.670		12:50:44.608
4	59.077	+1.407	12:51:43.685
5	57.671	+0.001	12:52:41.356
6	57.940	+0.270	12:53:39.296
7	57.857	+0.187	12:54:37.153
8	57.678	+0.008	12:55:34.831
9	57.838	+0.168	12:56:32.669
10	57.892	+0.222	12:57:30.561
(36) Joe GARDINER			
1	1:03.431	+5.983	12:48:53.348
2	57.812	+0.364	12:49:51.160
3	57.706	+0.258	12:50:48.866
4	57.510	+0.062	12:51:46.376
5	57.580	+0.132	12:52:43.956
6	57.499	+0.051	12:53:41.455
7	57.692	+0.244	12:54:39.147
8	57.448		12:55:36.595
9	57.482	+0.034	12:56:34.077
10	57.705	+0.257	12:57:31.782
(11) James GREER			
1	1:03.849	+5.955	12:48:53.896
2	58.319	+0.425	12:49:52.215
3	57.920	+0.026	12:50:50.135
4	58.332	+0.438	12:51:48.467

Lap	Lap Tm	Diff	Time of Day
5	57.894		12:52:46.361
6	58.160	+0.266	12:53:44.521
7	58.229	+0.335	12:54:42.750
8	58.321	+0.427	12:55:41.071
9	58.349	+0.455	12:56:39.420
10	58.108	+0.214	12:57:37.528
(33) Joseph McMAHON			
1	1:02.910	+5.570	12:48:53.092
2	58.332	+0.992	12:49:51.424
3	57.949	+0.609	12:50:49.373
4	57.659	+0.319	12:51:47.032
5	57.558	+0.218	12:52:44.590
6	58.373	+1.033	12:53:42.963
7	57.652	+0.312	12:54:40.615
8	57.802	+0.462	12:55:38.417
9	57.710	+0.370	12:56:36.127
10	57.340		12:57:33.467
(42) Edward McDONNELL			
1	1:05.325	+6.270	12:48:55.140
2	59.489	+0.434	12:49:54.629
3	59.055		12:50:53.684
4	1:00.542	+1.487	12:51:54.226
5	59.857	+0.802	12:52:54.083
6	59.313	+0.258	12:53:53.396
7	59.352	+0.297	12:54:52.748
8	59.422	+0.367	12:55:52.170
9	59.569	+0.514	12:56:51.739
10	59.840	+0.785	12:57:51.579
(19) Adam McGIVERN			
1	1:05.354	+4.598	12:48:55.889
2	1:01.627	+0.871	12:49:57.516
3	1:00.756		12:50:58.272
4	1:00.861	+0.105	12:51:59.133
5	1:00.933	+0.177	12:53:00.066
6	1:01.013	+0.257	12:54:01.079
7	1:00.768	+0.012	12:55:01.847
8	1:00.942	+0.186	12:56:02.789
9	1:02.932	+2.176	12:57:05.721
10	1:02.013	+1.257	12:58:07.734
(22) Cole McFADDEN BIGGERSTAFF			
1	1:04.965	+3.980	12:49:01.694
2	1:02.201	+1.216	12:50:03.895
3	1:01.485	+0.500	12:51:05.380
4	1:01.375	+0.390	12:52:06.755
5	1:01.203	+0.218	12:53:07.958
6	1:01.374	+0.389	12:54:09.332
7	1:01.217	+0.232	12:55:10.549
8	1:00.985		12:56:11.534
9	1:01.105	+0.120	12:57:12.639
10	1:01.301	+0.316	12:58:13.940
(88) Lewis ARTHUR			
1	1:05.798	+3.630	12:49:02.646
2	1:03.387	+1.219	12:50:06.033
3	1:03.116	+0.948	12:51:09.149
4	1:02.210	+0.042	12:52:11.359
5	1:02.452	+0.284	12:53:13.811
6	1:02.301	+0.133	12:54:16.112
7	1:02.168		12:55:18.280
8	1:02.227	+0.059	12:56:20.507
9	1:02.410	+0.242	12:57:22.917
10	1:02.232	+0.064	12:58:25.149

Lap	Lap Tm	Diff	Time of Day
(48) Finlay BROWN			
1	1:02.620	+5.018	12:48:52.748
2	57.993	+0.391	12:49:50.741
3	58.425	+0.823	12:50:49.166
4	57.606	+0.004	12:51:46.772
5	57.602		12:52:44.374
6	58.243	+0.641	12:53:42.617
7	57.820	+0.218	12:54:40.437
8	57.765	+0.163	12:55:38.202
(14) Carter KELLY			
1	1:02.740	+5.123	12:48:52.965
2	57.892	+0.275	12:49:50.857
3	57.813	+0.196	12:50:48.670
4	57.617		12:51:46.287
5	58.027	+0.410	12:52:44.314
6	58.598	+0.981	12:53:42.912
7	57.849	+0.232	12:54:40.761
8	57.793	+0.176	12:55:38.554


Clerk of the Course - Paul Fullerton

Orbits

Timekeepers - David Barr & Keith Mason

Results remain provisional until conclusion of technical/judicial matters

Signed:



(Chief Timekeeper)

Round 1, Ulster Kart Championships

Sorted on Laps

Bambino

Nutts Corner National Circuit 0.829 miles

Heat 2

19/03/2022 13:40

Race (5:00 and 1 Laps) started at 13:39:34

Pos	No.	Name	Laps	Total Tm	Diff	Gap	Best Tm	In Lap	2nd Best	Avg Tm
1	36	Ethan ROBINSON	5	6:57.840			1:21.528	2	1:22.538	1:23.291
2	33	Lewis HAZLETT	5	6:57.933	0.093	0.093	1:21.853	2	1:22.608	1:23.182
3	42	Jack HARNEY	5	7:08.361	10.521	10.428	1:23.570	2	1:24.432	1:25.167
4	75	Callum McVEIGH	5	7:11.740	13.900	3.379	1:24.650	3	1:24.774	1:25.867
5	47	Myles PURCELL	5	7:53.523	55.683	41.783	1:31.868	4	1:32.754	1:34.088
6	24	Jessica WYLIE	2	3:16.938	3 Laps	3 Laps	1:35.928	2	1:37.993	1:36.960

Margin of Victory	Avg. Speed	Best Lap Tm	Best Speed	Best Lap by
0.093	35.703	1:21.528	36.596	36 - Ethan ROBINSON


Clerk of the Course - Paul Fullerton

Orbits

Timekeepers - David Barr & Keith Mason

Results remain provisional until conclusion of technical/judicial matters

Signed:



Chief
Timekeeper



Round 1, Ulster Kart Championships

Bambino

Nutts Corner National Circuit 0.829 miles

Heat 2

19/03/2022 13:40

Race (5:00 and 1 Laps) started at 13:39:34

Lap	Lap Tm	Diff	Time of Day	Lap	Lap Tm	Diff	Time of Day	Lap	Lap Tm	Diff	Time of Day
(36) Ethan ROBINSON											
1	1:26.854	+5.326	13:41:03.141								
2	1:21.528		13:42:24.669								
3	1:22.627	+1.099	13:43:47.296								
4	1:22.911	+1.383	13:45:10.207								
5	1:22.538	+1.010	13:46:32.745								
(33) Lewis HAZLETT											
1	1:25.794	+3.941	13:41:02.721								
2	1:21.853		13:42:24.574								
3	1:22.676	+0.823	13:43:47.250								
4	1:22.980	+1.127	13:45:10.230								
5	1:22.608	+0.755	13:46:32.838								
(42) Jack HARNEY											
1	1:28.326	+4.756	13:41:05.754								
2	1:23.570		13:42:29.324								
3	1:24.699	+1.129	13:43:54.023								
4	1:24.811	+1.241	13:45:18.834								
5	1:24.432	+0.862	13:46:43.266								
(75) Callum McVEIGH											
1	1:28.412	+3.762	13:41:05.718								
2	1:25.191	+0.541	13:42:30.909								
3	1:24.650		13:43:55.559								
4	1:24.774	+0.124	13:45:20.333								
5	1:26.312	+1.662	13:46:46.645								
(47) Myles PURCELL											
1	1:34.380	+2.512	13:41:12.366								
2	1:32.754	+0.886	13:42:45.120								
3	1:35.734	+3.866	13:44:20.854								
4	1:31.868		13:45:52.722								
5	1:35.706	+3.838	13:47:28.428								
(24) Jessica WYLIE											
1	1:37.993	+2.065	13:41:15.915								
2	1:35.928		13:42:51.843								


Clerk of the Course - Paul Fullerton

Orbits

Timekeepers - David Barr & Keith Mason

Results remain provisional until conclusion of technical/judicial matters

Signed:



(Chief Timekeeper)

Printed: 19/03/2022 13:51:13

Round 1, Ulster Kart Championships
Sorted on Laps

Senior Max

Nutts Corner National Circuit 0.829 miles

Heat 3

19/03/2022 13:55

Race (8:00 and 1 Laps) started at 13:50:29

Pos	No.	Name	Laps	Total Tm	Diff	Gap	Best Tm	In Lap	2nd Best	Avg Tm
Senior Max										
1	61	Gary TURKINGTON	10	9:22.091			55.859	2	55.875	56.202
2	1	Conor McPOLIN	10	9:22.120	0.029	0.029	55.462	9	55.496	56.103
3	33	Pearse MURTAGH	10	9:25.728	3.637	3.608	56.194	6	56.238	56.539
4	26	Daniel CONLON	10	9:25.790	3.699	0.062	55.960	4	56.028	56.508
5	99	Lewis DUFF	10	9:28.248	6.157	2.458	56.374	4	56.374	56.783
6	43	Ben McFALL	10	9:28.768	6.677	0.520	55.959	5	56.077	56.769
7	32	Gary BLAIR	10	9:32.240	10.149	3.472	56.401	7	56.473	57.092
8	31	Aaron WALKER	10	9:33.264	11.173	1.024	56.879	7	56.889	57.326
9	16	Ellie-Anna McFALL	10	9:38.285	16.194	5.021	56.441	5	56.500	57.818
10	12	Johnny CLYDE	10	9:38.422	16.331	0.137	56.786	7	56.970	57.779
11	11	Philip MAGUIRE	10	9:38.792	16.701	0.370	57.069	5	57.187	57.852
12	24	Jason HETHERINGTON	10	9:38.875	16.784	0.083	57.032	4	57.091	57.860
13	36	Neville BELL	2	1:57.726	8 Laps	8 Laps	57.153	2	1:00.216	58.684
14	35	James GILLILAND	2	1:57.812	8 Laps	0.086	57.830	2	59.109	58.469
15	141	Zach ROGERS	2	1:58.988	8 Laps	1.176	56.740	2	1:01.548	59.144

Not classified

DNS 56 Connor SMITH DNS 0

Senior Max 177

1	77	Samuel ALLEN	10	9:52.485			58.290	2	58.437	58.927
2	28	Marc VASEY	10	9:52.636	0.151	0.151	57.885	6	58.152	58.950

Margin of Victory
Avg. Speed
Best Lap Tm
Best Speed
Best Lap by

0.029

53.081

55.462

53.796

1 - Conor McPOLIN


Clerk of the Course - Paul Fullerton

Orbits

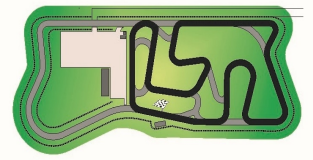
Timekeepers - David Barr & Keith Mason

Results remain provisional until conclusion of technical/judicial matters

Signed:



 Chief
Timekeeper



Round 1, Ulster Kart Championships

Senior Max

Nutts Corner National Circuit 0.829 miles

Heat 3

19/03/2022 13:55

Race (8:00 and 1 Laps) started at 13:50:29

Lap	Lap Tm	Diff	Time of Day
(61) Gary TURKINGTON			
1	57.975	+2.116	13:51:27.812
2	55.859		13:52:23.671
3	55.963	+0.104	13:53:19.634
4	55.985	+0.126	13:54:15.619
5	55.941	+0.082	13:55:11.560
6	56.107	+0.248	13:56:07.667
7	56.150	+0.291	13:57:03.817
8	56.023	+0.164	13:57:59.840
9	55.875	+0.016	13:58:55.715
10	56.144	+0.285	13:59:51.859
(1) Conor McPOLIN			
1	59.519	+4.057	13:51:30.372
2	56.269	+0.807	13:52:26.641
3	55.941	+0.479	13:53:22.682
4	55.496	+0.034	13:54:18.078
5	55.810	+0.348	13:55:13.888
6	55.561	+0.099	13:56:09.449
7	55.719	+0.257	13:57:05.168
8	55.657	+0.195	13:58:00.825
9	55.462		13:58:56.287
10	55.601	+0.139	13:59:51.888
(33) Pearse MURTAGH			
1	58.477	+2.283	13:51:28.581
2	56.474	+0.280	13:52:25.055
3	56.238	+0.044	13:53:21.293
4	56.364	+0.170	13:54:17.657
5	56.472	+0.278	13:55:14.129
6	56.194		13:56:10.323
7	56.367	+0.173	13:57:06.690
8	56.238	+0.044	13:58:02.928
9	56.276	+0.082	13:58:59.204
10	56.292	+0.098	13:59:55.496
(26) Daniel CONLON			
1	59.033	+3.073	13:51:29.507
2	56.764	+0.804	13:52:26.271
3	56.510	+0.550	13:53:22.781
4	55.960		13:54:18.741
5	56.060	+0.100	13:55:14.801
6	56.029	+0.069	13:56:10.830
7	56.172	+0.212	13:57:07.002
8	56.028	+0.068	13:58:03.030
9	56.299	+0.339	13:58:59.329
10	56.229	+0.269	13:59:55.558
(99) Lewis DUFF			
1	59.114	+2.740	13:51:29.297
2	56.421	+0.047	13:52:25.718
3	56.565	+0.191	13:53:22.283
4	56.374		13:54:18.657
5	56.535	+0.161	13:55:15.192
6	56.374		13:56:11.566
7	56.444	+0.070	13:57:08.010
8	56.534	+0.160	13:58:04.544
9	56.579	+0.205	13:59:01.123
10	56.893	+0.519	13:59:58.016
(43) Ben McFALL			
1	1:01.372	+5.413	13:51:32.216
2	56.478	+0.519	13:52:28.694
3	56.788	+0.829	13:53:25.482
4	56.114	+0.155	13:54:21.596

Lap	Lap Tm	Diff	Time of Day
5	55.959		13:55:17.555
6	56.274	+0.315	13:56:13.829
7	56.077	+0.118	13:57:09.906
8	56.260	+0.301	13:58:06.166
9	56.111	+0.152	13:59:02.277
10	56.259	+0.300	13:59:58.536
(32) Gary BLAIR			
1	1:01.203	+4.802	13:51:32.290
2	56.954	+0.553	13:52:29.244
3	56.889	+0.488	13:53:26.133
4	56.623	+0.222	13:54:22.756
5	56.485	+0.084	13:55:19.241
6	56.499	+0.098	13:56:15.740
7	56.401		13:57:12.141
8	56.473	+0.072	13:58:08.614
9	56.475	+0.074	13:59:05.089
10	56.919	+0.518	14:00:02.008
(31) Aaron WALKER			
1	58.505	+1.626	13:51:28.273
2	57.190	+0.311	13:52:25.463
3	57.790	+0.911	13:53:23.253
4	56.889	+0.010	13:54:20.142
5	56.891	+0.012	13:55:17.033
6	57.171	+0.292	13:56:14.204
7	56.879		13:57:11.083
8	57.221	+0.342	13:58:08.304
9	57.639	+0.760	13:59:05.943
10	57.089	+0.210	14:00:03.032
(16) Ellie-Anna McFALL			
1	59.415	+2.974	13:51:29.280
2	58.110	+1.669	13:52:27.390
3	1:02.421	+5.980	13:53:29.811
4	57.144	+0.703	13:54:26.955
5	56.441		13:55:23.396
6	56.500	+0.059	13:56:19.896
7	56.669	+0.228	13:57:16.565
8	57.178	+0.737	13:58:13.743
9	56.682	+0.241	13:59:10.425
10	57.628	+1.187	14:00:08.053
(12) Johnny CLYDE			
1	1:02.304	+5.518	13:51:32.698
2	57.180	+0.394	13:52:29.878
3	57.312	+0.526	13:53:27.190
4	57.231	+0.445	13:54:24.421
5	57.157	+0.371	13:55:21.578
6	57.471	+0.685	13:56:19.049
7	56.786		13:57:15.835
8	56.970	+0.184	13:58:12.805
9	57.441	+0.655	13:59:10.246
10	57.944	+1.158	14:00:08.190
(11) Phillip MAGUIRE			
1	1:01.208	+4.139	13:51:31.242
2	57.243	+0.174	13:52:28.485
3	57.632	+0.563	13:53:26.117
4	57.644	+0.575	13:54:23.761
5	57.069		13:55:20.830
6	57.193	+0.124	13:56:18.023
7	57.187	+0.118	13:57:15.210
8	57.293	+0.224	13:58:12.503
9	57.537	+0.468	13:59:10.040
10	58.520	+1.451	14:00:08.560

Lap	Lap Tm	Diff	Time of Day
(24) Jason HETHERINGTON			
1	1:03.017	+5.985	13:51:33.053
2	57.316	+0.284	13:52:30.369
3	57.310	+0.278	13:53:27.679
4	57.032		13:54:24.711
5	57.091	+0.059	13:55:21.802
6	57.394	+0.362	13:56:19.196
7	57.170	+0.138	13:57:16.366
8	57.737	+0.705	13:58:14.103
9	57.229	+0.197	13:59:11.332
10	57.311	+0.279	14:00:08.643
(77) Samuel ALLEN			
1	1:00.557	+2.267	13:51:33.538
2	58.290		13:52:31.828
3	59.586	+1.296	13:53:31.414
4	58.532	+0.242	13:54:29.946
5	58.637	+0.347	13:55:28.583
6	58.457	+0.167	13:56:27.040
7	58.939	+0.649	13:57:25.979
8	58.568	+0.278	13:58:24.547
9	58.437	+0.147	13:59:22.984
10	59.269	+0.979	14:00:22.253
(28) Marc VASEY			
1	1:01.007	+3.122	13:51:33.902
2	58.268	+0.383	13:52:32.170
3	59.473	+1.588	13:53:31.643
4	58.477	+0.592	13:54:30.120
5	58.587	+0.702	13:55:28.707
6	57.885		13:56:26.592
7	58.152	+0.267	13:57:24.744
8	58.567	+0.682	13:58:23.311
9	58.899	+1.014	13:59:22.210
10	1:00.194	+2.309	14:00:22.404
(36) Neville BELL			
1	1:00.216	+3.063	13:51:30.341
2	57.153		13:52:27.494
(35) James GILLILAND			
1	59.109	+1.279	13:51:29.750
2	57.830		13:52:27.580
(141) Zach ROGERS			
1	1:01.548	+4.808	13:51:32.016
2	56.740		13:52:28.756


Clerk of the Course - Paul Fullerton

Orbits

Timekeepers - David Barr & Keith Mason

Results remain provisional until conclusion of technical/judicial matters

Signed:



(Chief Timekeeper)

Printed: 19/03/2022 14:07:11



Round 1, Ulster Kart Championships (SK)

Sorted on Laps

125cc Superkarts

Nutts Corner (SK) 0.784 miles

Race 3

19/03/2022 15:00

Race (8:00 and 1 Laps) started at 14:05:17

Pos	No.	Name	Laps	Total Tm	Diff	Gap	Best Tm	In Lap	2nd Best	Avg Tm
1	39	Ian WALSH	14	8:42.119			36.556	5	36.804	37.294
2	55	Ross WITHEROW	14	8:42.230	0.111	0.111	36.521	5	36.611	37.295
3	43	Brian JONES	14	8:44.285	2.166	2.055	36.805	11	36.904	37.428
4	22	Kevin SHINE	14	8:48.828	6.709	4.543	36.483	5	36.717	37.764
5	25	Noel LINDSAY	14	9:00.309	18.190	11.481	38.071	8	38.130	38.553
6	17	Scott GREENAWAY	14	9:00.525	18.406	0.216	37.738	3	38.117	38.582

Not classified

DNS	40	Aaron NEWELL			DNS			0		
-----	----	--------------	--	--	-----	--	--	---	--	--

Margin of Victory	Avg. Speed	Best Lap Tm	Best Speed	Best Lap by
0.111	75.679	36.483	77.362	22 - Kevin SHINE


Clerk of the Course - Paul Fullerton

Orbits

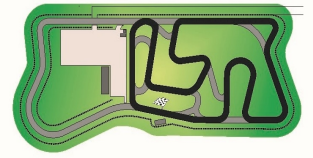
Timekeepers - David Barr & Keith Mason

Results remain provisional until conclusion of technical/judicial matters

Signed:



Chief
Timekeeper



Round 1, Ulster Kart Championships (SK)

125cc Superkarts

Nutts Corner (SK) 0.784 miles

Race 3

19/03/2022 15:00

Race (8:00 and 1 Laps) started at 14:05:17

Lap	Lap Tm	Diff	Time of Day	Lap	Lap Tm	Diff	Time of Day	Lap	Lap Tm	Diff	Time of Day
(39) Ian WALSH											
1	38.974	+2.418	14:05:56.478	1	40.464	+2.393	14:05:58.523				
2	37.134	+0.578	14:06:33.612	2	38.775	+0.704	14:06:37.298				
3	37.145	+0.589	14:07:10.757	3	38.256	+0.185	14:07:15.554				
4	37.381	+0.825	14:07:48.138	4	38.859	+0.788	14:07:54.413				
5	36.556		14:08:24.694	5	38.329	+0.258	14:08:32.742				
6	36.804	+0.248	14:09:01.498	6	38.284	+0.213	14:09:11.026				
7	36.962	+0.406	14:09:38.460	7	38.130	+0.059	14:09:49.156				
8	37.332	+0.776	14:10:15.792	8	38.071		14:10:27.227				
9	37.112	+0.556	14:10:52.904	9	38.608	+0.537	14:11:05.835				
10	37.216	+0.660	14:11:30.120	10	38.142	+0.071	14:11:43.977				
11	37.617	+1.061	14:12:07.737	11	38.590	+0.519	14:12:22.567				
12	37.062	+0.506	14:12:44.799	12	38.562	+0.491	14:13:01.129				
13	37.317	+0.761	14:13:22.116	13	38.270	+0.199	14:13:39.399				
14	37.507	+0.951	14:13:59.623	14	38.414	+0.343	14:14:17.813				
(55) Ross WITHEROW											
1	38.601	+2.080	14:05:56.195								
2	37.252	+0.731	14:06:33.447								
3	37.245	+0.724	14:07:10.692								
4	37.242	+0.721	14:07:47.934								
5	36.521		14:08:24.455								
6	40.111	+3.590	14:09:04.566								
7	36.976	+0.455	14:09:41.542								
8	36.921	+0.400	14:10:18.463								
9	37.180	+0.659	14:10:55.643								
10	37.005	+0.484	14:11:32.648								
11	36.870	+0.349	14:12:09.518								
12	36.750	+0.229	14:12:46.268								
13	36.611	+0.090	14:13:22.879								
14	36.855	+0.334	14:13:59.734								
(43) Brian JONES											
1	39.368	+2.563	14:05:57.163								
2	38.025	+1.220	14:06:35.188								
3	37.117	+0.312	14:07:12.305								
4	37.357	+0.552	14:07:49.662								
5	37.629	+0.824	14:08:27.291								
6	37.408	+0.603	14:09:04.699								
7	37.171	+0.366	14:09:41.870								
8	37.182	+0.377	14:10:19.052								
9	37.064	+0.259	14:10:56.116								
10	36.970	+0.165	14:11:33.086								
11	36.805		14:12:09.891								
12	36.904	+0.099	14:12:46.795								
13	37.088	+0.283	14:13:23.883								
14	37.906	+1.101	14:14:01.789								
(22) Kevin SHINE											
1	39.125	+2.642	14:05:56.749								
2	37.339	+0.856	14:06:34.088								
3	36.717	+0.234	14:07:10.805								
4	37.221	+0.738	14:07:48.026								
5	36.483		14:08:24.509								
6	36.871	+0.388	14:09:01.380								
7	37.100	+0.617	14:09:38.480								
8	37.292	+0.809	14:10:15.772								
9	37.168	+0.685	14:10:52.940								
10	37.228	+0.745	14:11:30.168								
11	37.578	+1.095	14:12:07.746								
12	37.116	+0.633	14:12:44.862								
13	37.383	+0.900	14:13:22.245								
14	44.087	+7.604	14:14:06.332								
(25) Noel LINDSAY											

Clerk of the Course - Paul Fullerton

Orbits

Timekeepers - David Barr & Keith Mason

Results remain provisional until conclusion of technical/judicial matters

Signed:  (Chief Timekeeper)

Printed: 19/03/2022 14:16:31



Round 1, Ulster Kart Championships

Sorted on Laps

Time Cadet

Nutts Corner National Circuit 0.829 miles

Final

19/03/2022 14:20

Race (12:00 and 1 Laps) started at 14:20:40

Pos	No.	Name	Laps	Total Tm	Diff	Gap	Best Tm	In Lap	2nd Best	Avg Tm
1	77	Kenzie McNALLY	12	13:17.004			1:05.723	3	1:06.035	1:06.417
2	31	Jason PARK	12	13:20.706	3.702	3.702	1:06.151	3	1:06.379	1:06.715
3	94	James LOGAN	12	13:29.400	12.396	8.694	1:07.065	8	1:07.090	1:07.441
4	193	Andie STEWART	12	13:42.406	25.402	13.006	1:07.414	5	1:07.553	1:08.519
5	93	Johnston STEWART	12	13:42.779	25.775	0.373	1:07.917	5	1:07.958	1:08.529

Margin of Victory	Avg. Speed	Best Lap Tm	Best Speed	Best Lap by
3.702	44.922	1:05.723	45.397	77 - Kenzie McNALLY


Clerk of the Course - Paul Fullerton

Orbits

Timekeepers - David Barr & Keith Mason

Results remain provisional until conclusion of technical/judicial matters

Signed:



Chief
Timekeeper



Round 1, Ulster Kart Championships

Uame Cadet

Nutts Corner National Circuit 0.829 miles

Final

19/03/2022 14:20

Race (12:00 and 1 Laps) started at 14:20:40

Lap	Lap Tm	Diff	Time of Day	Lap	Lap Tm	Diff	Time of Day	Lap	Lap Tm	Diff	Time of Day
(77) Kenzie McNALLY											
1	1:07.182	+1.459	14:21:48.177	9	1:07.958	+0.041	14:30:57.793				
2	1:06.035	+0.312	14:22:54.212	10	1:08.474	+0.557	14:32:06.267				
3	1:05.723		14:23:59.935	11	1:09.090	+1.173	14:33:15.357				
4	1:06.392	+0.669	14:25:06.327	12	1:08.417	+0.500	14:34:23.774				
5	1:06.213	+0.490	14:26:12.540								
6	1:06.338	+0.615	14:27:18.878								
7	1:06.394	+0.671	14:28:25.272								
8	1:06.582	+0.859	14:29:31.854								
9	1:06.358	+0.635	14:30:38.212								
10	1:06.535	+0.812	14:31:44.747								
11	1:06.587	+0.864	14:32:51.334								
12	1:06.665	+0.942	14:33:57.999								
(31) Jason PARK											
1	1:07.129	+0.978	14:21:48.240								
2	1:06.722	+0.571	14:22:54.962								
3	1:06.151		14:24:01.113								
4	1:06.698	+0.547	14:25:07.811								
5	1:06.773	+0.622	14:26:14.584								
6	1:06.591	+0.440	14:27:21.175								
7	1:06.496	+0.345	14:28:27.671								
8	1:06.591	+0.440	14:29:34.262								
9	1:06.379	+0.228	14:30:40.641								
10	1:06.604	+0.453	14:31:47.245								
11	1:07.367	+1.216	14:32:54.612								
12	1:07.089	+0.938	14:34:01.701								
(94) James LOGAN											
1	1:08.117	+1.052	14:21:49.209								
2	1:07.615	+0.550	14:22:56.824								
3	1:07.136	+0.071	14:24:03.960								
4	1:07.297	+0.232	14:25:11.257								
5	1:07.090	+0.025	14:26:18.347								
6	1:07.146	+0.081	14:27:25.493								
7	1:07.676	+0.611	14:28:33.169								
8	1:07.065		14:29:40.234								
9	1:07.413	+0.348	14:30:47.647								
10	1:07.486	+0.421	14:31:55.133								
11	1:07.400	+0.335	14:33:02.533								
12	1:07.862	+0.797	14:34:10.395								
(193) Andie STEWART											
1	1:08.998	+1.584	14:21:50.166								
2	1:08.570	+1.156	14:22:58.736								
3	1:07.553	+0.139	14:24:06.289								
4	1:08.117	+0.703	14:25:14.406								
5	1:07.414		14:26:21.820								
6	1:08.759	+1.345	14:27:30.579								
7	1:08.584	+1.170	14:28:39.163								
8	1:08.813	+1.399	14:29:47.976								
9	1:08.985	+1.571	14:30:56.961								
10	1:08.843	+1.429	14:32:05.804								
11	1:09.087	+1.673	14:33:14.891								
12	1:08.510	+1.096	14:34:23.401								
(93) Johnston STEWART											
1	1:09.775	+1.858	14:21:51.198								
2	1:09.019	+1.102	14:23:00.217								
3	1:08.600	+0.683	14:24:08.817								
4	1:08.350	+0.433	14:25:17.167								
5	1:07.917		14:26:25.084								
6	1:08.357	+0.440	14:27:33.441								
7	1:08.311	+0.394	14:28:41.752								
8	1:08.083	+0.166	14:29:49.835								


Clerk of the Course - Paul Fullerton

Orbits

Timekeepers - David Barr & Keith Mason

Results remain provisional until conclusion of technical/judicial matters

Signed:



(Chief Timekeeper)

Printed: 19/03/2022 14:35:21



Round 1, Ulster Kart Championships
Sorted on Laps

Honda Cadet

Nutts Corner National Circuit 0.829 miles

Final

19/03/2022 14:40

Race (12:00 and 1 Laps) started at 14:37:33

Pos	No.	Name	Laps	Total Tm	Diff	Gap	Best Tm	In Lap	2nd Best	Avg Tm
1	IGP	Joel MURPHY	12	13:27.215			1:06.813	10	1:06.851	1:07.261
2	17	Charlie CONDY	12	13:28.675	1.460	1.460	1:06.878	3	1:06.968	1:07.389
3	18	Archie CONDY	12	13:35.058	7.843	6.383	1:07.528	3	1:07.550	1:07.908
4	29	Noah McFARLANE	12	13:35.193	7.978	0.135	1:07.373	3	1:07.412	1:07.914
5	46	Evan PURCELL	12	13:44.233	17.018	9.040	1:07.993	7	1:08.258	1:08.658
6	19	Conan WARNOCK	12	13:44.475	17.260	0.242	1:07.920	5	1:08.177	1:08.661
7	36	Declan NOBLE	12	13:45.846	18.631	1.371	1:08.169	11	1:08.230	1:08.791
8	32	Harry McDOWELL	12	13:48.122	20.907	2.276	1:07.679	3	1:08.206	1:08.955
9	11	Ryan ARTHUR	12	13:48.425	21.210	0.303	1:08.166	7	1:08.302	1:08.963
10	54	Max COLBERT	12	13:53.032	25.817	4.607	1:08.619	10	1:08.643	1:09.314
11	25	Joshua WYLIE	12	13:54.135	26.920	1.103	1:08.602	10	1:08.721	1:09.388
12	35	Harry MONTGOMERY	12	13:54.517	27.302	0.382	1:08.303	10	1:08.910	1:09.455
13	99	Travis BAILIE	12	13:55.901	28.686	1.384	1:08.784	3	1:08.944	1:09.544

Margin of Victory
Avg. Speed
Best Lap Tm
Best Speed
Best Lap by

1.460

44.354

1:06.813

44.656

IGP - Joel MURPHY


Clerk of the Course - Paul Fullerton

Orbits

Timekeepers - David Barr & Keith Mason

Results remain provisional until conclusion of technical/judicial matters

Signed:



 Chief
Timekeeper

Round 1, Ulster Kart Championships

Honda Cadet

Nutts Corner National Circuit 0.829 miles

Final

19/03/2022 14:40

Race (12:00 and 1 Laps) started at 14:37:33

Lap	Lap Tm	Diff	Time of Day
(IGP) Joel MURPHY			
1	1:08.373	+1.560	14:38:41.818
2	1:07.695	+0.882	14:39:49.513
3	1:06.851	+0.038	14:40:56.364
4	1:07.084	+0.271	14:42:03.448
5	1:07.399	+0.586	14:43:10.847
6	1:07.308	+0.495	14:44:18.155
7	1:06.989	+0.176	14:45:25.144
8	1:07.011	+0.198	14:46:32.155
9	1:07.152	+0.339	14:47:39.307
10	1:06.813		14:48:46.120
11	1:06.956	+0.143	14:49:53.076
12	1:07.504	+0.691	14:51:00.580

Lap	Lap Tm	Diff	Time of Day
(17) Charlie CONDY			
1	1:08.379	+1.501	14:38:41.744
2	1:07.838	+0.960	14:39:49.582
3	1:06.878		14:40:56.460
4	1:06.973	+0.095	14:42:03.433
5	1:07.484	+0.606	14:43:10.917
6	1:07.358	+0.480	14:44:18.275
7	1:07.141	+0.263	14:45:25.416
8	1:06.998	+0.120	14:46:32.414
9	1:06.968	+0.090	14:47:39.382
10	1:07.319	+0.441	14:48:46.701
11	1:07.267	+0.389	14:49:53.968
12	1:08.072	+1.194	14:51:02.040

Lap	Lap Tm	Diff	Time of Day
(18) Archie CONDY			
1	1:08.920	+1.392	14:38:42.446
2	1:07.746	+0.218	14:39:50.192
3	1:07.528		14:40:57.720
4	1:07.550	+0.022	14:42:05.270
5	1:08.346	+0.818	14:43:13.616
6	1:07.554	+0.026	14:44:21.170
7	1:07.648	+0.120	14:45:28.818
8	1:07.774	+0.246	14:46:36.592
9	1:07.728	+0.200	14:47:44.320
10	1:07.665	+0.137	14:48:51.985
11	1:08.092	+0.564	14:50:00.777
12	1:08.346	+0.818	14:51:08.423

Lap	Lap Tm	Diff	Time of Day
(29) Noah McFARLANE			
1	1:08.726	+1.353	14:38:42.316
2	1:07.792	+0.419	14:39:50.108
3	1:07.373		14:40:57.481
4	1:07.806	+0.433	14:42:05.287
5	1:08.541	+1.168	14:43:13.828
6	1:07.412	+0.039	14:44:21.240
7	1:07.924	+0.551	14:45:29.164
8	1:07.678	+0.305	14:46:36.842
9	1:07.762	+0.389	14:47:44.604
10	1:07.684	+0.311	14:48:52.288
11	1:07.899	+0.526	14:50:00.187
12	1:08.371	+0.996	14:51:08.558

Lap	Lap Tm	Diff	Time of Day
(46) Evan PURCELL			
1	1:09.333	+1.340	14:38:43.026
2	1:08.525	+0.532	14:39:51.551
3	1:08.824	+0.831	14:41:00.375
4	1:08.734	+0.741	14:42:09.109
5	1:08.748	+0.755	14:43:17.857
6	1:09.358	+1.365	14:44:27.215
7	1:07.993		14:45:35.208
8	1:08.505	+0.512	14:46:43.713

Lap	Lap Tm	Diff	Time of Day
9	1:08.568	+0.575	14:47:52.281
10	1:08.459	+0.466	14:49:00.740
11	1:08.258	+0.265	14:50:08.998
12	1:08.600	+0.607	14:51:17.598

Lap	Lap Tm	Diff	Time of Day
(19) Conan WARNOCK			
1	1:10.935	+3.015	14:38:44.843
2	1:08.790	+0.870	14:39:53.633
3	1:08.280	+0.360	14:41:01.913
4	1:08.348	+0.428	14:42:10.261
5	1:07.920		14:43:18.181
6	1:08.443	+0.523	14:44:26.624
7	1:08.497	+0.577	14:45:35.121
8	1:08.446	+0.526	14:46:43.567
9	1:09.009	+1.089	14:47:52.576
10	1:08.359	+0.439	14:49:00.935
11	1:08.177	+0.257	14:50:09.112
12	1:08.728	+0.808	14:51:17.840

Lap	Lap Tm	Diff	Time of Day
(36) Declan NOBLE			
1	1:11.039	+2.870	14:38:44.755
2	1:09.034	+0.865	14:39:53.789
3	1:08.230	+0.061	14:41:02.019
4	1:08.569	+0.400	14:42:10.588
5	1:08.336	+0.167	14:43:18.924
6	1:08.555	+0.386	14:44:27.479
7	1:08.965	+0.796	14:45:36.444
8	1:09.032	+0.863	14:46:45.476
9	1:08.773	+0.604	14:47:54.249
10	1:08.259	+0.090	14:49:02.508
11	1:08.169		14:50:10.677
12	1:08.534	+0.365	14:51:19.211

Lap	Lap Tm	Diff	Time of Day
(32) Harry McDOWELL			
1	1:10.588	+2.909	14:38:44.612
2	1:08.860	+1.181	14:39:53.472
3	1:07.679		14:41:01.151
4	1:09.208	+1.529	14:42:10.359
5	1:08.268	+0.589	14:43:18.627
6	1:08.502	+0.823	14:44:27.129
7	1:09.006	+1.327	14:45:36.135
8	1:09.975	+2.296	14:46:46.110
9	1:08.842	+1.163	14:47:54.952
10	1:08.395	+0.716	14:49:03.347
11	1:08.206	+0.527	14:50:11.553
12	1:09.934	+2.255	14:51:21.487

Lap	Lap Tm	Diff	Time of Day
(11) Ryan ARTHUR			
1	1:10.882	+2.716	14:38:45.112
2	1:08.815	+0.649	14:39:53.927
3	1:08.355	+0.189	14:41:02.282
4	1:09.137	+0.971	14:42:11.419
5	1:08.844	+0.678	14:43:20.263
6	1:08.530	+0.364	14:44:28.793
7	1:08.166		14:45:36.959
8	1:09.299	+1.133	14:46:46.258
9	1:08.898	+0.732	14:47:55.156
10	1:08.364	+0.198	14:49:03.520
11	1:08.302	+0.136	14:50:11.822
12	1:09.968	+1.802	14:51:21.790

Lap	Lap Tm	Diff	Time of Day
(54) Max COLBERT			
1	1:11.480	+2.861	14:38:46.104
2	1:09.287	+0.668	14:39:55.391
3	1:08.942	+0.323	14:41:04.333
4	1:08.727	+0.108	14:42:13.060

Lap	Lap Tm	Diff	Time of Day
5	1:09.557	+0.938	14:43:22.617
6	1:09.323	+0.704	14:44:31.940
7	1:08.881	+0.262	14:45:40.821
8	1:09.632	+1.013	14:46:50.453
9	1:09.496	+0.877	14:47:59.949
10	1:08.619		14:49:08.568
11	1:08.643	+0.024	14:50:17.211
12	1:09.186	+0.567	14:51:26.397

Lap	Lap Tm	Diff	Time of Day
(25) Joshua WYLIE			
1	1:11.440	+2.838	14:38:46.280
2	1:09.347	+0.745	14:39:55.627
3	1:08.808	+0.206	14:41:04.435
4	1:08.721	+0.119	14:42:13.156
5	1:09.338	+0.736	14:43:22.494
6	1:09.193	+0.591	14:44:31.687
7	1:09.060	+0.458	14:45:40.747
8	1:06.619	+1.017	14:46:50.366
9	1:09.666	+1.064	14:48:00.032
10	1:08.602		14:49:08.634
11	1:09.093	+0.491	14:50:17.727
12	1:09.773	+1.171	14:51:27.500

Lap	Lap Tm	Diff	Time of Day
(35) Harry MONTGOMERY			
1	1:11.098	+2.795	14:38:45.509
2	1:09.358	+1.055	14:39:54.867
3	1:09.099	+0.796	14:41:03.966
4	1:08.929	+0.626	14:42:12.895
5	1:09.802	+1.499	14:43:22.697
6	1:09.355	+1.052	14:44:32.052
7	1:09.059	+0.756	14:45:41.111
8	1:09.656	+1.353	14:46:50.767
9	1:09.700	+1.397	14:48:00.467
10	1:08.303		14:49:08.770
11	1:08.910	+0.607	14:50:17.680
12	1:10.202	+1.899	14:51:27.882

Lap	Lap Tm	Diff	Time of Day
(99) Travis BAILIE			
1	1:11.482	+2.698	14:38:46.210
2	1:09.697	+0.913	14:39:55.907
3	1:08.784		14:41:04.691
4	1:09.274	+0.490	14:42:13.965
5	1:09.120	+0.336	14:43:23.085
6	1:09.584	+0.800	14:44:32.669
7	1:09.044	+0.260	14:45:41.713
8	1:09.288	+0.504	14:46:51.001
9	1:10.214	+1.430	14:48:01.215
10	1:09.446	+0.662	14:49:10.661
11	1:08.944	+0.160	14:50:19.605
12	1:09.661	+0.877	14:51:29.266


Clerk of the Course - Paul Fullerton

Orbits

Timekeepers - David Barr & Keith Mason

Results remain provisional until conclusion of technical/judicial matters

Signed:



(Chief Timekeeper)



Round 1, Ulster Kart Championships
Sorted on Laps

Junior/Mini Max

Nutts Corner National Circuit 0.829 miles

Final

19/03/2022 15:00

Race (12:00 and 1 Laps) started at 14:53:07

Pos	No.	Name	Laps	Total Tm	Diff	Gap	Best Tm	In Lap	2nd Best	Avg Tm
Junior Max										
1	46	Bobby Joe McFALL	14	13:24.478			56.917	11	56.984	57.462
2	72	Gavin DEWART	14	13:25.190	0.712	0.712	57.133	12	57.147	57.504
3	20	Jack MURTAGH	14	13:25.894	1.416	0.704	57.194	13	57.209	57.561
4	36	Joe GARDINER	14	13:28.737	4.259	2.843	57.215	12	57.236	57.750
5	33	Joseph McMAHON	14	13:29.483	5.005	0.746	57.269	7	57.317	57.801
6	48	Finlay BROWN	14	13:31.968	7.490	2.485	57.439	11	57.441	57.965
7	14	Carter KELLY	14	13:32.106	7.628	0.138	57.431	6	57.496	57.964
8	34	Peter GILLILAND	14	13:32.637	8.159	0.531	57.480	12	57.492	58.014
9	11	James GREER	14	13:38.294	13.816	5.657	57.974	12	57.977	58.411
10	42	Edward McDONNELL	14	13:53.066	28.588	14.772	58.745	3	58.814	59.455
11	19	Adam McGIVERN	14	14:16.964	52.486	23.898	1:00.258	8	1:00.426	1:01.143
Mini Max										
1	22	Cole McFADDEN BIGGERSTAFF	13	13:26.944			1:01.041	11	1:01.285	1:01.902
2	88	Lewis ARTHUR	11	11:32.696	2 Laps	2 Laps	1:01.771	9	1:01.955	1:02.751
Not classified										
DNS	55	Dennis CHERRY			DNS			0		

Margin of Victory	Avg. Speed	Best Lap Tm	Best Speed	Best Lap by
0.712	51.923	56.917	52.420	46 - Bobby Joe McFALL


Clerk of the Course - Paul Fullerton

Orbits

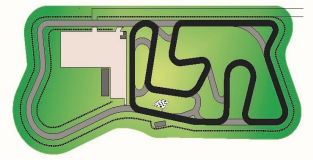
Timekeepers - David Barr & Keith Mason

Results remain provisional until conclusion of technical/judicial matters

Signed:



 Chief
Timekeeper



Round 1, Ulster Kart Championships

Junior/Mini Max

Nutts Corner National Circuit 0.829 miles

Final

19/03/2022 15:00

Race (12:00 and 1 Laps) started at 14:53:07

Lap	Lap Tm	Diff	Time of Day	Lap	Lap Tm	Diff	Time of Day	Lap	Lap Tm	Diff	Time of Day
(46) Bobby Joe McFALL				(48) Finlay BROWN				(42) Edward McDONNELL			
1	59.408	+2.491	14:54:06.868	1	1:00.875	+3.436	14:54:08.793	1	1:02.150	+3.405	14:54:10.293
2	58.073	+1.156	14:55:04.941	2	58.319	+0.880	14:55:07.112	2	59.374	+0.629	14:55:09.667
3	57.872	+0.955	14:56:02.813	3	58.066	+0.627	14:56:05.178	3	58.745	+0.684	14:56:08.412
4	57.183	+0.266	14:56:59.996	4	57.509	+0.070	14:57:02.687	4	58.814	+0.069	14:57:07.226
5	57.096	+0.179	14:57:57.092	5	57.712	+0.273	14:58:00.399	5	59.534	+0.789	14:58:06.760
6	57.439	+0.522	14:58:54.531	6	57.871	+0.432	14:58:58.270	6	58.893	+0.148	14:59:05.653
7	57.398	+0.481	14:59:51.929	7	57.651	+0.212	14:59:55.921	7	59.428	+0.683	15:00:05.081
8	57.184	+0.267	15:00:49.113	8	57.482	+0.043	15:00:53.403	8	59.334	+0.589	15:01:04.415
9	57.210	+0.293	15:01:46.323	9	57.441	+0.002	15:01:50.844	9	59.646	+0.901	15:02:04.061
10	57.270	+0.353	15:02:43.593	10	58.045	+0.606	15:02:48.889	10	58.848	+0.103	15:03:02.909
11	56.917		15:03:40.510	11	57.439		15:03:46.328	11	59.052	+0.307	15:04:01.961
12	57.357	+0.440	15:04:37.867	12	57.744	+0.305	15:04:44.072	12	59.296	+0.551	15:05:01.257
13	56.984	+0.067	15:05:34.851	13	57.617	+0.178	15:05:41.689	13	59.357	+0.612	15:06:00.614
14	57.087	+0.170	15:06:31.938	14	57.739	+0.300	15:06:39.428	14	59.912	+1.167	15:07:00.526
(72) Gavin DEWART				(14) Carter KELLY				(19) Adam McGIVERN			
1	59.679	+2.546	14:54:07.269	1	1:01.139	+3.708	14:54:09.200	1	1:03.578	+3.320	14:54:11.998
2	57.736	+0.603	14:55:05.005	2	58.084	+0.653	14:55:07.284	2	1:01.457	+1.199	14:55:13.455
3	57.551	+0.418	14:56:02.556	3	58.170	+0.739	14:56:05.454	3	1:01.366	+1.108	14:56:14.821
4	57.147	+0.014	14:56:59.703	4	57.505	+0.074	14:57:02.959	4	1:00.827	+0.569	14:57:15.648
5	57.162	+0.029	14:57:56.865	5	57.594	+0.163	14:58:00.553	5	1:00.797	+0.539	14:58:16.445
6	57.239	+0.106	14:58:54.104	6	57.431		14:58:57.984	6	1:00.682	+0.424	14:59:17.127
7	57.437	+0.304	14:59:51.541	7	57.496	+0.065	14:59:55.480	7	1:00.745	+0.487	15:00:17.872
8	57.242	+0.109	15:00:48.783	8	57.676	+0.245	15:00:53.156	8	1:00.258		15:01:18.130
9	57.206	+0.073	15:01:45.989	9	57.524	+0.093	15:01:50.680	9	1:00.628	+0.370	15:02:18.758
10	57.673	+0.540	15:02:43.662	10	58.380	+0.949	15:02:49.060	10	1:00.426	+0.168	15:03:19.184
11	57.210	+0.077	15:03:40.872	11	57.567	+0.136	15:03:46.627	11	1:00.637	+0.379	15:04:19.821
12	57.133		15:04:38.005	12	57.594	+0.163	15:04:44.221	12	1:00.628	+0.370	15:05:20.449
13	57.219	+0.086	15:05:35.224	13	57.698	+0.267	15:05:41.919	13	1:01.499	+1.241	15:06:21.948
14	57.426	+0.293	15:06:32.650	14	57.647	+0.216	15:06:39.566	14	1:02.476	+2.218	15:07:24.424
(20) Jack MURTAGH				(34) Peter GILLILAND				(22) Cole McFADDEN BIGGERSTAFF			
1	59.450	+2.256	14:54:06.938	1	1:01.781	+4.301	14:54:09.669	1	1:04.392	+3.351	14:54:14.069
2	57.844	+0.650	14:55:04.782	2	58.063	+0.583	14:55:07.732	2	1:02.686	+1.645	14:55:16.755
3	57.455	+0.261	14:56:02.237	3	58.029	+0.549	14:56:05.761	3	1:01.906	+0.865	14:56:18.661
4	57.291	+0.097	14:56:59.528	4	57.601	+0.121	14:57:03.362	4	1:01.763	+0.722	14:57:20.424
5	57.232	+0.038	14:57:56.760	5	57.757	+0.277	14:58:01.119	5	1:01.837	+0.796	14:58:22.261
6	57.285	+0.091	14:58:54.045	6	57.651	+0.171	14:58:58.770	6	1:01.767	+0.726	14:59:24.028
7	57.555	+0.361	14:59:51.600	7	57.492	+0.012	14:59:56.262	7	1:01.684	+0.643	15:00:25.712
8	57.397	+0.203	15:00:48.997	8	57.498	+0.018	15:00:53.760	8	1:01.481	+0.440	15:01:27.193
9	57.638	+0.444	15:01:46.635	9	57.548	+0.068	15:01:51.308	9	1:01.479	+0.438	15:02:28.672
10	57.283	+0.089	15:02:43.918	10	57.982	+0.502	15:02:49.290	10	1:01.559	+0.518	15:03:30.231
11	57.209	+0.015	15:03:41.127	11	57.731	+0.251	15:03:47.021	11	1:01.041		15:04:31.272
12	57.386	+0.192	15:04:38.513	12	57.480		15:04:44.501	12	1:01.285	+0.244	15:05:32.557
13	57.194		15:05:35.707	13	57.850	+0.370	15:05:42.351	13	1:01.847	+0.806	15:06:34.404
14	57.647	+0.453	15:06:33.354	14	57.746	+0.266	15:06:40.097	(88) Lewis ARTHUR			
(36) Joe GARDINER				(11) James GREER				1	1:05.426	+3.655	14:54:15.319
1	1:01.329	+4.114	14:54:09.014	1	1:01.922	+3.948	14:54:09.915	2	1:02.892	+1.121	14:55:18.211
2	57.819	+0.604	14:55:06.833	2	58.379	+0.405	14:55:08.294	3	1:02.916	+1.145	14:56:21.127
3	57.408	+0.193	14:56:04.241	(33) Joseph McMAHON				4	1:02.475	+0.704	14:57:23.602
4	57.389	+0.174	14:57:01.630					5	1:02.526	+0.755	14:58:26.128
5	57.354	+0.139	14:57:58.984								
6	57.236	+0.021	14:58:56.220								
7	57.357	+0.142	14:59:53.577								
8	57.254	+0.039	15:00:50.831								
9	57.616	+0.401	15:01:48.447								
10	57.686	+0.471	15:02:46.133								
11	57.249	+0.034	15:03:43.382								
12	57.215		15:04:40.597								
13	58.152	+0.937	15:05:38.749								
14	57.448	+0.233	15:06:36.197								


Clerk of the Course - Paul Fullerton

Orbits

Timekeepers - David Barr & Keith Mason

Results remain provisional until conclusion of technical/judicial matters

Signed:



(Chief Timekeeper)

Round 1, Ulster Kart Championships

Junior/Mini Max

Nutts Corner National Circuit 0.829 miles

Final

19/03/2022 15:00

Race (12:00 and 1 Laps) started at 14:53:07

Lap	Lap Tm	Diff	Time of Day
6	1:02.252	+0.481	14:59:28.380
7	1:02.336	+0.565	15:00:30.716
8	1:02.160	+0.389	15:01:32.876
9	1:01.771		15:02:34.647
10	1:01.955	+0.184	15:03:36.602
11	1:03.554	+1.783	15:04:40.156

Lap	Lap Tm	Diff	Time of Day
-----	--------	------	-------------

Lap	Lap Tm	Diff	Time of Day
-----	--------	------	-------------

Round 1, Ulster Kart Championships

Sorted on Laps

Bambino

Nutts Corner National Circuit 0.829 miles

Final

19/03/2022 15:20

Race (7:00 and 1 Laps) started at 15:12:21

Pos	No.	Name	Laps	Total Tm	Diff	Gap	Best Tm	In Lap	2nd Best	Avg Tm
1	36	Ethan ROBINSON	7	9:43.343			1:21.945	2	1:22.362	1:23.133
2	33	Lewis HAZLETT	7	9:45.296	1.953	1.953	1:22.546	4	1:22.650	1:23.387
3	42	Jack HARNEY	7	9:50.985	7.642	5.689	1:23.099	4	1:23.240	1:24.119
4	75	Callum McVEIGH	7	10:01.368	18.025	10.383	1:23.284	2	1:23.349	1:25.628
5	47	Myles PURCELL	7	10:39.910	56.567	38.542	1:29.450	4	1:29.474	1:30.958
6	24	Jessica WYLIE	7	11:08.748	1:25.405	28.838	1:34.297	4	1:34.334	1:35.125

Margin of Victory	Avg. Speed	Best Lap Tm	Best Speed	Best Lap by
1.953	35.803	1:21.945	36.410	36 - Ethan ROBINSON


Clerk of the Course - Paul Fullerton

Orbits

Timekeepers - David Barr & Keith Mason

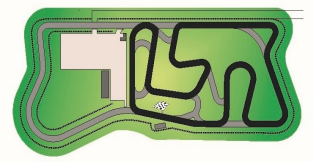
Results remain provisional until conclusion of technical/judicial matters

Signed:



Chief
Timekeeper





Round 1, Ulster Kart Championships

Bambino

Nutts Corner National Circuit 0.829 miles

Final

19/03/2022 15:20

Race (7:00 and 1 Laps) started at 15:12:21

Lap	Lap Tm	Diff	Time of Day	Lap	Lap Tm	Diff	Time of Day	Lap	Lap Tm	Diff	Time of Day
(36) Ethan ROBINSON											
1	1:26.151	+4.206	15:13:48.763								
2	1:21.945		15:15:10.708								
3	1:22.846	+0.901	15:16:33.554								
4	1:22.362	+0.417	15:17:55.916								
5	1:22.971	+1.026	15:19:18.887								
6	1:22.902	+0.957	15:20:41.789								
7	1:22.755	+0.810	15:22:04.544								
(33) Lewis HAZLETT											
1	1:25.322	+2.776	15:13:48.107								
2	1:22.650	+0.104	15:15:10.757								
3	1:22.935	+0.389	15:16:33.692								
4	1:22.546		15:17:56.238								
5	1:23.067	+0.521	15:19:19.305								
6	1:23.622	+1.076	15:20:42.927								
7	1:23.570	+1.024	15:22:06.497								
(42) Jack HARNEY											
1	1:27.584	+4.485	15:13:50.932								
2	1:23.258	+0.159	15:15:14.190								
3	1:23.240	+0.141	15:16:37.430								
4	1:23.099		15:18:00.529								
5	1:23.616	+0.517	15:19:24.145								
6	1:23.777	+0.678	15:20:47.922								
7	1:24.264	+1.165	15:22:12.186								
(75) Callum McVEIGH											
1	1:27.998	+4.714	15:13:51.166								
2	1:23.284		15:15:14.450								
3	1:23.349	+0.065	15:16:37.799								
4	1:24.257	+0.973	15:18:02.056								
5	1:26.220	+2.936	15:19:28.276								
6	1:27.423	+4.139	15:20:55.699								
7	1:26.870	+3.586	15:22:22.569								
(47) Myles PURCELL											
1	1:34.345	+4.895	15:13:58.746								
2	1:29.474	+0.024	15:15:28.220								
3	1:29.816	+0.366	15:16:58.036								
4	1:29.450		15:18:27.486								
5	1:29.855	+0.405	15:19:57.341								
6	1:29.767	+0.317	15:21:27.108								
7	1:34.003	+4.553	15:23:01.111								
(24) Jessica WYLIE											
1	1:38.034	+3.737	15:14:02.103								
2	1:34.334	+0.037	15:15:36.437								
3	1:34.879	+0.582	15:17:11.316								
4	1:34.297		15:18:45.613								
5	1:34.984	+0.687	15:20:20.597								
6	1:34.621	+0.324	15:21:55.218								
7	1:34.731	+0.434	15:23:29.949								

Clerk of the Course - Paul Fullerton

Orbits

Timekeepers - David Barr & Keith Mason

Results remain provisional until conclusion of technical/judicial matters

Signed:  (Chief Timekeeper)

Printed: 19/03/2022 15:24:13



Round 1, Ulster Kart Championships

Sorted on Laps

Senior Max

Nutts Corner National Circuit 0.829 miles

Final

19/03/2022 15:35

Race (12:00 and 1 Laps) started at 15:25:34

Pos	No.	Name	Laps	Total Tm	Diff	Gap	Best Tm	In Lap	2nd Best	Avg Tm
Senior Max										
1	1	Conor McPOLIN	14	13:01.720			55.462	3	55.526	55.837
2	61	Gary TURKINGTON	14	13:07.182	5.462	5.462	55.774	4	55.794	56.221
3	35	James GILLILAND	14	13:10.635	8.915	3.453	55.813	3	55.989	56.451
4	33	Pearse MURTAGH	14	13:11.117	9.397	0.482	56.094	3	56.185	56.503
5	26	Daniel CONLON	14	13:11.465	9.745	0.348	55.919	3	56.052	56.510
6	43	Ben McFALL	14	13:15.298	13.578	3.833	55.854	3	56.106	56.436
7	32	Gary BLAIR	14	13:20.191	18.471	4.893	56.445	6	56.525	57.118
8	36	Neville BELL	14	13:26.184	24.464	5.993	56.802	6	56.962	57.550
9	141	Zach ROGERS	14	13:30.079	28.359	3.895	56.196	4	56.450	57.824
10	24	Jason HETHERINGTON	14	13:33.708	31.988	3.629	57.194	7	57.483	58.046
11	31	Aaron WALKER	14	13:36.217	34.497	2.509	56.959	7	57.139	58.221
12	11	Philip MAGUIRE	14	13:41.245	39.525	5.028	57.139	6	57.235	58.582
13	16	Ellie-Anna McFALL	12	13:46.980	2 Laps	2 Laps	56.437	8	56.469	1:08.841
14	12	Johnny CLYDE	10	9:47.756	4 Laps	2 Laps	57.224	2	57.414	58.686
15	99	Lewis DUFF	9	8:31.273	5 Laps	1 Lap	56.317	4	56.360	56.786

Not classified

DNS	56	Connor SMITH			DNS			0		
-----	----	--------------	--	--	-----	--	--	---	--	--

Senior Max 177

1	77	Samuel ALLEN	14	13:55.968			58.684	9	58.799	59.391
2	28	Marc VASEY	11	10:56.236	3 Laps	3 Laps	57.592	10	57.657	59.179

Announcements

Driver No. 43: 5-sec penalty C2.3.4 (incorrectly positioned front fairing)

Margin of Victory	Avg. Speed	Best Lap Tm	Best Speed	Best Lap by
5.462	53.434	55.462	53.796	1 - Conor McPOLIN


Clerk of the Course - Paul Fullerton

Orbits

Timekeepers - David Barr & Keith Mason

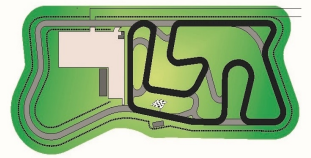
Results remain provisional until conclusion of technical/judicial matters

Signed:



Chief
Timekeeper





Round 1, Ulster Kart Championships

Senior Max

Nutts Corner National Circuit 0.829 miles

Final

19/03/2022 15:35

Race (12:00 and 1 Laps) started at 15:25:34

Lap	Lap Tm	Diff	Time of Day	Lap	Lap Tm	Diff	Time of Day	Lap	Lap Tm	Diff	Time of Day				
(1) Conor McPOLIN															
1	57.153	+1.691	15:26:31.973	1	59.068	+3.149	15:26:34.205	3	56.614	+0.418	15:28:28.196				
2	55.676	+0.214	15:27:27.649	2	56.158	+0.239	15:27:30.363	4	56.196		15:29:24.392				
3	55.462		15:28:23.111	3	55.919		15:28:26.282	5	56.450	+0.254	15:30:20.842				
4	55.526	+0.064	15:29:18.637	4	56.078	+0.159	15:29:22.360	6	56.456	+0.260	15:31:17.298				
5	55.641	+0.179	15:30:14.278	5	56.052	+0.133	15:30:18.412	7	56.853	+0.657	15:32:14.151				
6	55.664	+0.202	15:31:09.942	6	56.247	+0.328	15:31:14.659	8	57.113	+0.917	15:33:11.264				
7	55.639	+0.177	15:32:05.581	7	56.197	+0.278	15:32:10.856	9	57.047	+0.851	15:34:08.311				
8	55.676	+0.214	15:33:01.257	8	56.435	+0.516	15:33:07.291	10	57.091	+0.895	15:35:05.402				
9	55.860	+0.398	15:33:57.117	9	56.460	+0.541	15:34:03.751	11	57.193	+0.997	15:36:02.595				
10	56.054	+0.592	15:34:53.171	10	56.542	+0.623	15:35:00.293	12	1:07.926	+11.730	15:37:10.521				
11	55.776	+0.314	15:35:48.947	11	56.781	+0.862	15:35:57.074	13	56.974	+0.778	15:38:07.495				
12	55.797	+0.335	15:36:44.744	12	56.458	+0.539	15:36:53.532	14	57.404	+1.208	15:39:04.899				
13	55.868	+0.406	15:37:40.612	13	56.408	+0.489	15:37:49.940	(24) Jason HETHERINGTON							
14	55.928	+0.466	15:38:36.540	14	56.345	+0.426	15:38:46.285	1	1:01.430	+4.236	15:26:37.307				
(61) Gary TURKINGTON															
1	57.853	+2.079	15:26:32.757	(43) Ben McFALL				2	57.698	+0.504	15:27:35.005				
2	56.065	+0.291	15:27:28.822	1	58.410	+2.556	15:26:33.416	3	57.530	+0.336	15:28:32.535				
3	55.794	+0.020	15:28:24.616	2	56.236	+0.382	15:27:29.652	4	57.923	+0.729	15:29:30.458				
4	55.774		15:29:20.390	3	55.854		15:28:25.506	5	57.483	+0.289	15:30:27.941				
5	55.917	+0.143	15:30:16.307	4	56.220	+0.366	15:29:21.726	6	57.628	+0.434	15:31:25.569				
6	55.919	+0.145	15:31:12.226	5	56.106	+0.252	15:30:17.832	7	57.194		15:32:22.763				
7	56.009	+0.235	15:32:08.235	6	56.250	+0.396	15:31:14.082	8	57.971	+0.777	15:33:20.734				
8	56.028	+0.254	15:33:04.263	7	56.207	+0.353	15:32:10.289	9	57.491	+0.297	15:34:18.225				
9	56.282	+0.508	15:34:00.545	8	56.183	+0.329	15:33:06.472	10	58.540	+1.346	15:35:16.765				
10	56.161	+0.387	15:34:56.706	9	56.405	+0.551	15:34:02.877	11	57.847	+0.653	15:36:14.612				
11	56.078	+0.304	15:35:52.784	10	57.065	+1.211	15:34:59.942	12	58.170	+0.976	15:37:12.782				
12	56.206	+0.432	15:36:48.990	11	56.323	+0.469	15:35:56.265	13	57.821	+0.627	15:38:10.603				
13	56.456	+0.682	15:37:45.446	12	56.183	+0.329	15:36:52.448	14	57.925	+0.731	15:39:08.528				
14	56.556	+0.782	15:38:42.002	13	56.522	+0.668	15:37:48.970	(31) Aaron WALKER							
(35) James GILLILAND												1	1:01.910	+4.951	15:26:37.840
1	58.458	+2.645	15:26:33.586	14	56.148	+0.294	15:38:45.118	2	57.727	+0.768	15:27:35.567				
2	56.341	+0.528	15:27:29.927	(32) Gary BLAIR				3	57.515	+0.556	15:28:33.082				
3	55.813		15:28:25.740	1	59.364	+2.919	15:26:34.711	4	57.562	+0.603	15:29:30.644				
4	56.282	+0.469	15:29:22.022	2	56.741	+0.296	15:27:31.452	5	57.544	+0.585	15:30:28.188				
5	55.989	+0.176	15:30:18.011	3	56.939	+0.494	15:28:28.391	6	57.139	+0.180	15:31:25.327				
6	56.202	+0.389	15:31:14.213	4	56.708	+0.263	15:29:25.099	7	56.959		15:32:22.286				
7	56.272	+0.459	15:32:10.485	5	56.525	+0.080	15:30:21.624	8	57.897	+0.938	15:33:20.183				
8	56.192	+0.379	15:33:06.677	6	56.445		15:31:18.069	9	57.778	+0.819	15:34:17.961				
9	56.209	+0.396	15:34:02.886	7	56.660	+0.215	15:32:14.729	10	1:02.006	+5.047	15:35:19.967				
10	56.894	+1.081	15:34:59.780	8	56.662	+0.217	15:33:11.391	11	57.550	+0.591	15:36:17.517				
11	57.036	+1.223	15:35:56.816	9	57.205	+0.760	15:34:08.596	12	57.957	+0.998	15:37:15.474				
12	56.151	+0.338	15:36:52.967	10	56.975	+0.530	15:35:05.571	13	57.712	+0.753	15:38:13.186				
13	56.319	+0.506	15:37:49.286	11	57.127	+0.682	15:36:02.698	14	57.851	+0.892	15:39:11.037				
14	56.169	+0.356	15:38:45.455	12	57.180	+0.735	15:36:59.878	(11) Philip MAGUIRE							
(33) Pearse MURTAGH												1	1:01.830	+4.691	15:26:37.743
1	57.832	+1.738	15:26:32.721	13	57.495	+1.050	15:37:57.373	2	57.506	+0.367	15:27:35.249				
2	56.572	+0.478	15:27:29.293	14	57.638	+1.193	15:38:55.011	3	57.540	+0.401	15:28:32.789				
3	56.094		15:28:25.387	(36) Neville BELL				4	57.356	+0.217	15:29:30.145				
4	56.199	+0.105	15:29:21.586	1	1:00.167	+3.365	15:26:35.462	5	57.686	+0.547	15:30:27.831				
5	56.185	+0.091	15:30:17.771	2	57.372	+0.570	15:27:32.834	6	57.139		15:31:24.970				
6	56.229	+0.135	15:31:14.000	3	57.793	+0.991	15:28:30.627	7	57.235	+0.096	15:32:22.205				
7	56.612	+0.518	15:32:10.612	4	57.195	+0.393	15:29:27.822	8	57.929	+0.790	15:33:20.134				
8	56.318	+0.224	15:33:06.930	5	56.962	+0.160	15:30:24.784	9	57.593	+0.454	15:34:17.727				
9	56.318	+0.224	15:34:03.248	6	56.802		15:31:21.586	10	1:02.752	+5.613	15:35:20.479				
10	56.880	+0.786	15:35:00.128	7	57.472	+0.670	15:32:19.058	11	57.547	+0.408	15:36:18.026				
11	56.585	+0.491	15:35:56.713	8	57.305	+0.503	15:33:16.363	12	1:00.411	+3.272	15:37:18.437				
12	56.639	+0.545	15:36:53.352	9	57.349	+0.547	15:34:13.712	13	58.493	+1.354	15:38:16.930				
13	56.355	+0.261	15:37:49.707	10	57.641	+0.839	15:35:11.353	14	59.135	+1.996	15:39:16.065				
14	56.230	+0.136	15:38:45.937	11	57.240	+0.438	15:36:08.593	(77) Samuel ALLEN							
(26) Daniel CONLON												1	1:00.499	+1.815	15:26:39.800
1	59.482	+3.286	15:26:34.844	12	57.663	+0.861	15:37:06.256	2	58.882	+0.198	15:27:38.682				
2	56.738	+0.542	15:27:31.582	13	57.446	+0.644	15:38:03.702	3	59.242	+0.558	15:28:37.924				
												14	58.923	+0.239	15:29:36.847

Clerk of the Course - Paul Fullerton

Orbits

Timekeepers - David Barr & Keith Mason

Results remain provisional until conclusion of technical/judicial matters

Signed:  (Chief Timekeeper)

Round 1, Ulster Kart Championships

Senior Max

Nutts Corner National Circuit 0.829 miles

Final

19/03/2022 15:35

Race (12:00 and 1 Laps) started at 15:25:34

Lap	Lap Tm	Diff	Time of Day	Lap	Lap Tm	Diff	Time of Day	Lap	Lap Tm	Diff	Time of Day
5	59.406	+0.722	15:30:36.253								
6	58.799	+0.115	15:31:35.052								
7	1:00.011	+1.327	15:32:35.063								
8	59.016	+0.332	15:33:34.079								
9	58.684		15:34:32.763								
10	58.955	+0.271	15:35:31.718								
11	59.166	+0.482	15:36:30.884								
12	1:00.176	+1.492	15:37:31.060								
13	58.991	+0.307	15:38:30.051								
14	1:00.737	+2.053	15:39:30.788								
<hr/>											
(16) Ellie-Anna McFALL											
1	59.913	+3.476	15:26:35.620								
2	57.414	+0.977	15:27:33.034								
3	57.166	+0.729	15:28:30.200								
4	56.558	+0.121	15:29:26.758								
5	56.532	+0.095	15:30:23.290								
6	56.528	+0.091	15:31:19.818								
7	56.469	+0.032	15:32:16.287								
8	56.437		15:33:12.724								
9	56.805	+0.368	15:34:09.529								
10	56.720	+0.283	15:35:06.249								
11	56.806	+0.369	15:36:03.055								
12	3:18.745	+2:22.308	15:39:21.800								
<hr/>											
(28) Marc VASEY											
1	59.862	+2.270	15:26:39.943								
2	58.970	+1.378	15:27:38.913								
3	59.245	+1.653	15:28:38.158								
4	58.889	+1.297	15:29:37.047								
5	59.369	+1.777	15:30:36.416								
6	58.792	+1.200	15:31:35.208								
7	1:04.385	+6.793	15:32:39.593								
8	58.053	+0.461	15:33:37.646								
9	57.657	+0.065	15:34:35.303								
10	57.592		15:35:32.895								
11	58.161	+0.569	15:36:31.056								
<hr/>											
(12) Johnny CLYDE											
1	1:00.537	+3.313	15:26:36.247								
2	57.224		15:27:33.471								
3	57.813	+0.589	15:28:31.284								
4	57.751	+0.527	15:29:29.035								
5	57.769	+0.545	15:30:26.804								
6	57.744	+0.520	15:31:24.548								
7	57.414	+0.190	15:32:21.962								
8	57.776	+0.552	15:33:19.738								
9	57.782	+0.558	15:34:17.520								
10	1:05.056	+7.832	15:35:22.576								
<hr/>											
(99) Lewis DUFF											
1	58.236	+1.919	15:26:33.249								
2	56.887	+0.570	15:27:30.136								
3	56.387	+0.070	15:28:26.523								
4	56.317		15:29:22.840								
5	56.360	+0.043	15:30:19.200								
6	56.558	+0.241	15:31:15.758								
7	56.541	+0.224	15:32:12.299								
8	56.768	+0.451	15:33:09.067								
9	57.026	+0.709	15:34:06.093								


Clerk of the Course - Paul Fullerton

Orbits

Timekeepers - David Barr & Keith Mason

Results remain provisional until conclusion of technical/judicial matters

Signed:



(Chief Timekeeper)



motor
sport
UK

Round 1, Ulster Kart Championships (SK)

Sorted on Laps

125cc Superkarts

Nutts Corner (SK) 0.784 miles

Race 4

19/03/2022 16:10

Race (8:00 and 1 Laps) started at 15:43:48

Pos	No.	Name	Laps	Total Tm	Diff	Gap	Best Tm	In Lap	2nd Best	Avg Tm
1	55	Ross WITHEROW	14	8:43.419			36.999	9	37.057	37.387
2	39	Ian WALSH	14	8:50.013	6.594	6.594	37.095	9	37.130	37.851
3	17	Scott GREENAWAY	14	8:58.504	15.085	8.491	37.885	9	37.973	38.422
4	25	Noel LINDSAY	14	9:13.825	30.406	15.321	38.621	5	38.710	39.483
Not classified										
DNF	43	Brian JONES	9	5:37.920	DNF		36.887	9	37.025	37.513
DNF	22	Kevin SHINE	9	5:37.983	DNF		36.990	8	37.062	37.507
DNS	40	Aaron NEWELL			DNS			0		

Margin of Victory	Avg. Speed	Best Lap Tm	Best Speed	Best Lap by
6.594	75.491	36.999	76.283	55 - Ross WITHEROW


Clerk of the Course - Paul Fullerton

Orbits

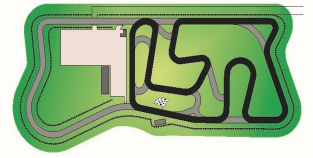
Timekeepers - David Barr & Keith Mason

Results remain provisional until conclusion of technical/judicial matters

Signed:



Chief
Timekeeper



Round 1, Ulster Kart Championships (SK)

125cc Superkarts

Nutts Corner (SK) 0.784 miles

Race 4

19/03/2022 16:10

Race (8:00 and 1 Laps) started at 15:43:48

Lap	Lap Tm	Diff	Time of Day
(55) Ross WITHEROW			
1	39.020	+2.021	15:44:27.336
2	37.626	+0.627	15:45:04.962
3	37.385	+0.386	15:45:42.347
4	37.366	+0.367	15:46:19.713
5	37.240	+0.241	15:46:56.953
6	37.386	+0.387	15:47:34.339
7	37.253	+0.254	15:48:11.592
8	37.122	+0.123	15:48:48.714
9	36.999		15:49:25.713
10	37.237	+0.238	15:50:02.950
11	37.253	+0.254	15:50:40.203
12	37.271	+0.272	15:51:17.474
13	37.057	+0.058	15:51:54.531
14	37.204	+0.205	15:52:31.735
(39) Ian WALSH			
1	39.043	+1.948	15:44:27.453
2	37.667	+0.572	15:45:05.120
3	37.420	+0.325	15:45:42.540
4	37.321	+0.226	15:46:19.861
5	37.434	+0.339	15:46:57.295
6	37.230	+0.135	15:47:34.525
7	37.192	+0.097	15:48:11.717
8	37.130	+0.035	15:48:48.847
9	37.095		15:49:25.942
10	40.071	+2.976	15:50:06.013
11	38.376	+1.281	15:50:44.389
12	37.999	+0.904	15:51:22.388
13	38.032	+0.937	15:52:00.420
14	37.909	+0.814	15:52:38.329
(17) Scott GREENAWAY			
1	39.910	+2.025	15:44:28.816
2	38.094	+0.209	15:45:06.910
3	38.573	+0.688	15:45:45.483
4	38.646	+0.761	15:46:24.129
5	38.277	+0.392	15:47:02.406
6	38.011	+0.126	15:47:40.417
7	38.091	+0.206	15:48:18.508
8	37.973	+0.088	15:48:56.481
9	37.885		15:49:34.366
10	38.562	+0.677	15:50:12.928
11	38.607	+0.722	15:50:51.535
12	38.274	+0.389	15:51:29.809
13	38.094	+0.209	15:52:07.903
14	38.917	+1.032	15:52:46.820
(25) Noel LINDSAY			
1	41.012	+2.391	15:44:30.391
2	39.390	+0.769	15:45:09.781
3	38.863	+0.242	15:45:48.644
4	38.710	+0.089	15:46:27.354
5	38.621		15:47:05.975
6	38.811	+0.190	15:47:44.786
7	38.998	+0.377	15:48:23.784
8	38.859	+0.238	15:49:02.643
9	39.554	+0.933	15:49:42.197
10	40.989	+2.368	15:50:23.186
11	39.167	+0.546	15:51:02.353
12	39.864	+1.243	15:51:42.217
13	39.451	+0.830	15:52:21.668
14	40.473	+1.852	15:53:02.141
(43) Brian JONES			

Lap	Lap Tm	Diff	Time of Day
1	39.186	+2.299	15:44:27.800
2	37.823	+0.936	15:45:05.623
3	37.395	+0.508	15:45:43.018
4	37.089	+0.202	15:46:20.107
5	37.613	+0.726	15:46:57.720
6	37.187	+0.300	15:47:34.907
7	37.025	+0.138	15:48:11.932
8	37.417	+0.530	15:48:49.349
9	36.887		15:49:26.236
(22) Kevin SHINE			
1	39.127	+2.137	15:44:27.863
2	37.684	+0.694	15:45:05.547
3	37.062	+0.072	15:45:42.609
4	37.344	+0.354	15:46:19.953
5	37.388	+0.398	15:46:57.341
6	37.404	+0.414	15:47:34.745
7	37.309	+0.319	15:48:12.054
8	36.990		15:48:49.044
9	37.255	+0.265	15:49:26.299

Lap	Lap Tm	Diff	Time of Day
-----	--------	------	-------------

Clerk of the Course - Paul Fullerton

Orbits

Timekeepers - David Barr & Keith Mason

Results remain provisional until conclusion of technical/judicial matters

Signed:  (Chief Timekeeper)

Printed: 19/03/2022 15:55:39

