

Round 1, Ulster Kart Championships
Sorted on best lap time

Iame/Honda Cadet

Nutts Corner National Circuit 0.829 miles

Free Practice

19/03/2022 09:20

Practice (3:00 Time) started at 9:10:49

Pos	No.	Name	Best Tm	Diff	Gap	In Lap	2nd Best	Avg Tm	Laps led
Honda Cadet									
1	17	Charlie CONDY	1:09.466			2	l:11.930	1:10.698	0
2	36	Declan NOBLE	1:09.617	0.151	0.151	2	l:13.552	1:11.584	0
3	60	Joel MURPHY	1:09.634	0.168	0.017	2	l:13.464	1:11.549	0
4	32	Harry McDOWELL	1:10.208	0.742	0.574	2	l:13.353	1:11.780	0
5	19	Conan WARNOCK	1:10.218	0.752	0.010	2	l:13.136	1:11.677	0
6	29	Noah McFARLANE	1:10.256	0.790	0.038	2	l:12.569	1:11.412	2
7	46	Evan PURCELL	1:10.404	0.938	0.148	2	l:13.229	1:11.816	0
8	18	Archie CONDY	1:11.802	2.336	1.398	2	l:13.708	1:12.755	0
9	54	Max COLBERT	1:12.150	2.684	0.348	2	l:14.859	1:13.504	0
10	35	Harry MONTGOMERY	1:12.321	2.855	0.171	2	l:14.959	1:13.640	0
11	99	Travis BAILIE	1:12.457	2.991	0.136	2	l:15.011	1:13.734	0
12	11	Ryan ARTHUR	1:12.626	3.160	0.169	1		1:12.626	0
13	25	Joshua WYLIE	1:13.523	4.057	0.897	1		1:13.523	0
Not classified									
DNS	21	Jamie KIDNEY				0			0
Iame Cadet									
1	77	Kenzie McNALLY	1:08.749			2	l:10.306	1:09.527	0
2	193	Andie STEWART	1:10.755	2.006	2.006	2	l:14.029	1:12.392	0
3	93	Johnston STEWART	1:11.910	3.161	1.155	2	l:13.186	1:12.548	0
4	94	James LOGAN				0			0
5	31	Jason PARK				0			0


Clerk of the Course - Paul Fullerton

Orbits

Timekeepers - David Barr & Keith Mason

Results remain provisional until conclusion of technical/judicial matters

Signed:



(Chief Timekeeper)

Printed: 19/03/2022 09:40:58

Round 1, Ulster Kart Championships

Iame/Honda Cadet

Nutts Corner National Circuit 0.829 miles

Free Practice

19/03/2022 09:20

Practice (3:00 Time) started at 9:10:49

Lap	Lap Tm	Diff	Time of Day
(77) Kenzie McNALLY			
1	1:10.306	+1.557	9:12:07.545
2	1:08.749		9:13:16.294
(17) Charlie CONDY			
1	1:11.930	+2.464	9:12:09.671
2	1:09.466		9:13:19.137
(36) Declan NOBLE			
1	1:13.552	+3.935	9:12:10.239
2	1:09.617		9:13:19.856
(60) Joel MURPHY			
1	1:13.464	+3.830	9:12:07.408
2	1:09.634		9:13:17.042
(32) Harry McDOWELL			
1	1:13.353	+3.145	9:12:03.033
2	1:10.208		9:13:13.241
(19) Conan WARNOCK			
1	1:13.136	+2.918	9:12:10.367
2	1:10.218		9:13:20.585
(29) Noah McFARLANE			
1	1:12.569	+2.313	9:12:02.349
2	1:10.256		9:13:12.605
(46) Evan PURCELL			
1	1:13.229	+2.825	9:12:03.118
2	1:10.404		9:13:13.522
(193) Andie STEWART			
1	1:14.029	+3.274	9:12:13.097
2	1:10.755		9:13:23.852
(18) Archie CONDY			
1	1:13.708	+1.906	9:12:07.700
2	1:11.802		9:13:19.502
(93) Johnston STEWART			
1	1:13.186	+1.276	9:12:15.301
2	1:11.910		9:13:27.211
(54) Max COLBERT			
1	1:14.859	+2.709	9:12:07.010
2	1:12.150		9:13:19.160
(35) Harry MONTGOMERY			
1	1:14.959	+2.638	9:12:11.253
2	1:12.321		9:13:23.574
(99) Travis BAILIE			
1	1:15.011	+2.554	9:12:13.953
2	1:12.457		9:13:26.410
(11) Ryan ARTHUR			
1	1:12.626		9:39:53.002
(25) Joshua WYLIE			
1	1:13.523		9:12:03.676

Lap	Lap Tm	Diff	Time of Day
-----	--------	------	-------------

Lap	Lap Tm	Diff	Time of Day
-----	--------	------	-------------


Clerk of the Course - Paul Fullerton

Orbits

Timekeepers - David Barr & Keith Mason

Results remain provisional until conclusion of technical/judicial matters

Signed:



(Chief Timekeeper)

Printed: 19/03/2022 09:41:23



motor
sport
UK

Round 1, Ulster Kart Championships
Sorted on best lap time

Junior/Mini Max

Nutts Corner National Circuit 0.829 miles

Free Practice

19/03/2022 09:30

Practice started at 9:18:33

Pos	No.	Name	Best Tm	Diff	Gap	In Lap	2nd Best	Avg Tm	Laps led
Junior Max									
1	20	Jack MURTAGH	57.311			3	57.699	58.025	1
2	48	Finlay BROWN	58.163	0.852	0.852	3	59.067	59.095	1
3	33	Joseph McMAHON	58.853	1.542	0.690	2	1:08.332	1:03.592	0
4	14	Carter KELLY	58.943	1.632	0.090	2	1:06.367	1:02.655	0
5	72	Gavin DEWART	58.983	1.672	0.040	2	1:08.111	1:03.547	0
6	42	Edward McDONNELL	1:01.187	3.876	2.204	2	1:07.258	1:04.222	0
7	34	Peter GILLILAND	1:01.383	4.072	0.196	2	1:02.481	1:03.254	0
8	36	Joe GARDINER	1:01.490	4.179	0.107	2	1:03.149	1:03.228	0
9	11	James GREER	1:01.584	4.273	0.094	2	1:02.911	1:02.603	0
10	46	Bobby Joe McFALL	1:02.933	5.622	1.349	2	1:04.981	1:03.957	1
11	19	Adam McGIVERN				0			0
Mini Max									
1	88	Lewis ARTHUR	1:06.069			3	1:06.091	1:06.565	0
2	55	Dennis CHERRY	1:06.560	0.491	0.491	2	1:06.576	1:07.535	0
3	22	Cole McFADDEN BIGGERSTAFF	1:06.569	0.500	0.009	1		1:06.569	0


Clerk of the Course - Paul Fullerton

Orbits

Timekeepers - David Barr & Keith Mason

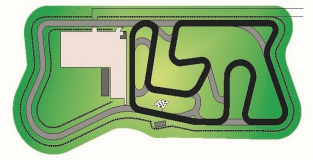
Results remain provisional until conclusion of technical/judicial matters

Signed:



(Chief Timekeeper)

Printed: 19/03/2022 09:23:04



Round 1, Ulster Kart Championships

Junior/Mini Max

Nutts Corner National Circuit 0.829 miles

Free Practice

19/03/2022 09:30

Practice started at 9:18:33

Lap	Lap Tm	Diff	Time of Day
(20) Jack MURTAGH			
1	59.066	+1.755	9:19:41.209
2	57.699	+0.388	9:20:38.908
3	57.311		9:21:36.219
(48) Finlay BROWN			
1	1:00.056	+1.893	9:19:39.811
2	59.067	+0.904	9:20:38.878
3	58.163		9:21:37.041
(33) Joseph McMAHON			
1	1:08.332	+9.479	9:19:50.374
2	58.853		9:20:49.227
(14) Carter KELLY			
1	1:06.367	+7.424	9:19:50.769
2	58.943		9:20:49.712
(72) Gavin DEWART			
1	1:08.111	+9.128	9:19:50.483
2	58.983		9:20:49.466
(42) Edward McDONNELL			
1	1:07.258	+6.071	9:19:55.544
2	1:01.187		9:20:56.731
(34) Peter GILLILAND			
1	1:02.481	+1.098	9:19:47.482
2	1:01.383		9:20:48.865
3	1:05.899	+4.516	9:21:54.764
(36) Joe GARDINER			
1	1:03.149	+1.659	9:19:45.317
2	1:01.490		9:20:46.807
3	1:05.045	+3.555	9:21:51.852
(11) James GREER			
1	1:03.316	+1.732	9:19:47.250
2	1:01.584		9:20:48.834
3	1:02.911	+1.327	9:21:51.745
(46) Bobby Joe McFALL			
1	1:04.981	+2.048	9:19:38.610
2	1:02.933		9:20:41.543
(88) Lewis ARTHUR			
1	1:07.536	+1.467	9:20:06.334
2	1:06.091	+0.022	9:21:12.425
3	1:06.069		9:22:18.494
(55) Dennis CHERRY			
1	1:09.470	+2.910	9:20:04.696
2	1:06.560		9:21:11.256
3	1:06.576	+0.016	9:22:17.832
(22) Cole McFADDEN BIGGERSTAFF			
1	1:06.569		9:20:24.628

Lap	Lap Tm	Diff	Time of Day
-----	--------	------	-------------

Lap	Lap Tm	Diff	Time of Day
-----	--------	------	-------------


Clerk of the Course - Paul Fullerton

Orbits

Timekeepers - David Barr & Keith Mason

Results remain provisional until conclusion of technical/judicial matters

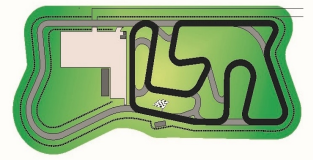
Signed:



(Chief Timekeeper)

Printed: 19/03/2022 09:23:36





Round 1, Ulster Kart Championships

Sorted on best lap time

Bambino

Nutts Corner National Circuit 0.829 miles

Free Practice

19/03/2022 09:40

Practice started at 9:25:07

Pos	No.	Name	Best Tm	Diff	Gap	In Lap	2nd Best	Avg Tm	Laps led
1	33	Lewis HAZLETT	1:22.475			2	1:22.629	1:22.671	3
2	36	Ethan ROBINSON	1:23.747	1.272	1.272	3	1:23.798	1:24.310	0
3	42	Jack HARNEY	1:25.162	2.687	1.415	2	1:25.193	1:25.370	0
4	75	Callum McVEIGH	1:26.429	3.954	1.267	2	1:26.658	1:26.628	0
5	47	Myles PURCELL	1:33.033	10.558	6.604	1	1:33.803	1:33.686	0
6	24	Jessica WYLIE	1:34.111	11.636	1.078	2	1:35.127	1:34.888	0


Clerk of the Course - Paul Fullerton

Orbits

Timekeepers - David Barr & Keith Mason

Results remain provisional until conclusion of technical/judicial matters

Signed:



(Chief Timekeeper)

Printed: 19/03/2022 09:32:40

Round 1, Ulster Kart Championships

Bambino

Nutts Corner National Circuit 0.829 miles

Free Practice

19/03/2022 09:40

Practice started at 9:25:07

Lap	Lap Tm	Diff	Time of Day
(33) Lewis HAZLETT			
1	1:22.909	+0.434	9:26:30.752
2	1:22.475		9:27:53.227
3	1:22.629	+0.154	9:29:15.856
(36) Ethan ROBINSON			
1	1:25.385	+1.638	9:26:43.443
2	1:23.798	+0.051	9:28:07.241
3	1:23.747		9:29:30.988
(42) Jack HARNEY			
1	1:25.755	+0.593	9:26:41.644
2	1:25.162		9:28:06.806
3	1:25.193	+0.031	9:29:31.999
(75) Callum McVEIGH			
1	1:26.799	+0.370	9:26:49.471
2	1:26.429		9:28:15.900
3	1:26.658	+0.229	9:29:42.558
(47) Myles PURCELL			
1	1:33.033		9:26:55.805
2	1:34.222	+1.189	9:28:30.027
3	1:33.803	+0.770	9:30:03.830
(24) Jessica WYLIE			
1	1:35.428	+1.317	9:26:55.607
2	1:34.111		9:28:29.718
3	1:35.127	+1.016	9:30:04.845

Lap	Lap Tm	Diff	Time of Day
-----	--------	------	-------------

Lap	Lap Tm	Diff	Time of Day
-----	--------	------	-------------


Clerk of the Course - Paul Fullerton

Orbits

Timekeepers - David Barr & Keith Mason

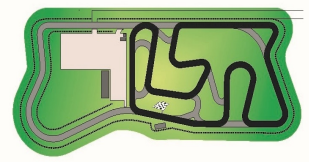
Results remain provisional until conclusion of technical/judicial matters

Signed:



(Chief Timekeeper)

Printed: 19/03/2022 09:32:53


Round 1, Ulster Kart Championships
Sorted on best lap time

Senior Max

Nutts Corner National Circuit 0.829 miles

Free Practice

19/03/2022 09:50

Practice started at 9:34:14

Pos	No.	Name	Best Tm	Diff	Gap	In Lap	2nd Best	Avg Tm	Laps led
Senior Max									
1	26	Daniel CONLON	57.011			4	57.289	57.351	1
2	12	Johnny CLYDE	57.101	0.090	0.090	4	57.217	57.582	0
3	99	Lewis DUFF	57.624	0.613	0.523	4	58.165	58.002	1
4	31	Aaron WALKER	57.872	0.861	0.248	3	1:03.461	1:00.666	0
5	11	Philip MAGUIRE	58.079	1.068	0.207	3	58.157	58.184	0
6	35	James GILLILAND	58.122	1.111	0.043	2	1:07.265	1:02.693	2
7	32	Gary BLAIR	58.414	1.403	0.292	2	58.497	1:00.452	0
8	24	Jason HETHERINGTON	59.143	2.132	0.729	4	1:00.268	1:00.282	0
9	16	Ellie-Anna McFALL	1:03.646	6.635	4.503	3	1:05.682	1:04.664	0
10	33	Pearse MURTAGH	1:04.823	7.812	1.177	2	1:09.827	1:07.325	0
11	61	Gary TURKINGTON	1:07.036	10.025	2.213	2	1:07.629	1:07.332	0
12	36	Neville BELL	1:07.137	10.126	0.101	3	1:08.366	1:07.751	0
13	141	Zach ROGERS	1:08.665	11.654	1.528	3	1:13.787	1:11.226	0
14	43	Ben McFALL	1:12.798	15.787	4.133	2	1:13.464	1:13.131	0
15	1	Conor McPOLIN	1:16.168	19.157	3.370	2	1:21.006	1:18.587	0
16	56	Connor SMITH				0			0
Senior Max 177									
1	28	Marc VASEY	1:04.997			2		1:04.997	0
2	77	Samuel ALLEN	1:05.653	0.656	0.656	2	1:05.925	1:05.789	0


Clerk of the Course - Paul Fullerton

Orbits

Timekeepers - David Barr & Keith Mason

Results remain provisional until conclusion of technical/judicial matters

Signed:



(Chief Timekeeper)

Printed: 19/03/2022 09:39:03

Round 1, Ulster Kart Championships

Senior Max

Nutts Corner National Circuit 0.829 miles

Free Practice

19/03/2022 09:50

Practice started at 9:34:14

Lap	Lap Tm	Diff	Time of Day
(26) Daniel CONLON			
1			9:34:16.644
2	57.755	+0.744	9:35:14.399
3	57.289	+0.278	9:36:11.688
4	57.011		9:37:08.699
(12) Johnny CLYDE			
1			9:34:16.949
2	58.429	+1.328	9:35:15.378
3	57.217	+0.116	9:36:12.595
4	57.101		9:37:09.696
(99) Lewis DUFF			
1			9:34:15.195
2	58.217	+0.593	9:35:13.412
3	58.165	+0.541	9:36:11.577
4	57.624		9:37:09.201
(31) Aaron WALKER			
1			9:34:22.390
2	1:03.461	+5.589	9:35:25.851
3	57.872		9:36:23.723
(11) Philip MAGUIRE			
1			9:34:15.998
2	58.318	+0.239	9:35:14.316
3	58.079		9:36:12.395
4	58.157	+0.078	9:37:10.552
(35) James GILLILAND			
1			9:34:14.916
2	58.122		9:35:13.038
3	1:07.265	+9.143	9:36:20.303
(32) Gary BLAIR			
1			9:34:14.978
2	58.414		9:35:13.392
3	58.497	+0.083	9:36:11.889
4	1:04.446	+6.032	9:37:16.335
(24) Jason HETHERINGTON			
1			9:34:16.589
2	1:01.435	+2.292	9:35:18.024
3	1:00.268	+1.125	9:36:18.292
4	59.143		9:37:17.435
(16) Ellie-Anna McFALL			
1			9:34:26.879
2	1:05.682	+2.036	9:35:32.561
3	1:03.646		9:36:36.207
(33) Pearse MURTAGH			
1			9:34:21.030
2	1:04.823		9:35:25.853
3	1:09.827	+5.004	9:36:35.680
(28) Marc VASEY			
1			9:35:38.854
2	1:04.997		9:36:43.851
(77) Samuel ALLEN			
1			9:34:27.161
2	1:05.653		9:35:32.814
3	1:05.925	+0.272	9:36:38.739

Lap	Lap Tm	Diff	Time of Day
(61) Gary TURKINGTON			
1			9:34:21.516
2	1:07.036		9:35:28.552
3	1:07.629	+0.593	9:36:36.181
(36) Neville BELL			
1			9:34:22.330
2	1:08.366	+1.229	9:35:30.696
3	1:07.137		9:36:37.833
(141) Zach ROGERS			
1			9:34:20.532
2	1:13.787	+5.122	9:35:34.319
3	1:08.665		9:36:42.984
(43) Ben McFALL			
1			9:34:35.538
2	1:12.798		9:35:48.336
3	1:13.464	+0.666	9:37:01.800
(1) Conor McPOLIN			
1			9:34:35.984
2	1:16.168		9:35:52.152
3	1:21.006	+4.838	9:37:13.158

Lap	Lap Tm	Diff	Time of Day
-----	--------	------	-------------


Clerk of the Course - Paul Fullerton

Orbits

Timekeepers - David Barr & Keith Mason

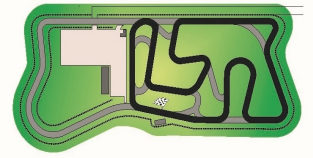
Results remain provisional until conclusion of technical/judicial matters

Signed:



(Chief Timekeeper)

Printed: 19/03/2022 09:38:03

**Round 1, Ulster Kart Championships (SK)****Sorted on best lap time**

125cc Superkarts

Nutts Corner (SK) 0.784 miles

Free Practice

19/03/2022 09:00

Qualifying started at 9:42:46

Pos	No.	Name	Best Tm	Diff	Gap	In Lap	2nd Best	Avg Tm	Laps led
1	40	Aaron NEWELL	37.367			7	37.566	39.118	0
2	25	Noel LINDSAY	38.103	0.736	0.736	8	38.345	39.216	7
3	22	Kevin SHINE	38.188	0.821	0.085	2	41.843	40.774	3
4	55	Ross WITHEROW	38.433	1.066	0.245	4	39.482	40.754	0
5	39	Ian WALSH	38.606	1.239	0.173	4	39.822	41.339	0
6	17	Scott GREENAWAY	39.528	2.161	0.922	6	40.733	43.615	0


Clerk of the Course - Paul Fullerton

Orbits

Timekeepers - David Barr & Keith Mason

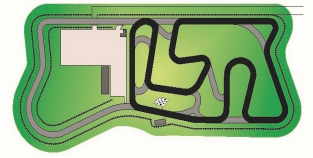
Results remain provisional until conclusion of technical/judicial matters

Signed:



(Chief Timekeeper)

Printed: 19/03/2022 09:56:56



Round 1, Ulster Kart Championships (SK)

125cc Superkarts

Nutts Corner (SK) 0.784 miles

Free Practice

19/03/2022 09:00

Qualifying started at 9:42:46

Lap	Lap Tm	Diff	Time of Day	Lap	Lap Tm	Diff	Time of Day	Lap	Lap Tm	Diff	Time of Day
(40) Aaron NEWELL											
1	43.079	+5.712	9:46:59.060								
2	39.555	+2.188	9:47:38.615								
3	38.503	+1.136	9:48:17.118								
4	39.788	+2.421	9:48:56.906								
5	37.973	+0.606	9:49:34.879								
6	37.566	+0.199	9:50:12.445								
7	37.367		9:50:49.812								
(25) Noel LINDSAY											
1	42.178	+4.075	9:43:31.455								
2	41.164	+3.061	9:44:12.619								
3	38.761	+0.658	9:44:51.380								
4	38.749	+0.646	9:45:30.129								
5	38.507	+0.404	9:46:08.636								
6	38.538	+0.435	9:46:47.174								
7	38.345	+0.242	9:47:25.519								
8	38.103		9:48:03.622								
9	39.066	+0.963	9:48:42.688								
10	38.752	+0.649	9:49:21.440								
(22) Kevin SHINE											
1	41.843	+3.655	9:43:28.818								
2	38.188		9:44:07.006								
3	42.292	+4.104	9:44:49.298								
(55) Ross WITHEROW											
1	44.387	+5.954	9:43:51.879								
2	40.716	+2.283	9:44:32.595								
3	39.482	+1.049	9:45:12.077								
4	38.433		9:45:50.510								
(39) Ian WALSH											
1	45.100	+6.494	9:43:57.757								
2	42.253	+3.647	9:44:40.010								
3	40.914	+2.308	9:45:20.924								
4	38.606		9:45:59.530								
5	39.822	+1.216	9:46:39.352								
(17) Scott GREENAWAY											
1	48.527	+8.999	9:44:15.456								
2	41.863	+2.335	9:44:57.319								
3	40.733	+1.205	9:45:38.052								
4	44.225	+4.697	9:46:22.277								
5	46.819	+7.291	9:47:09.096								
6	39.528		9:47:48.624								


Clerk of the Course - Paul Fullerton

Orbits

Timekeepers - David Barr & Keith Mason

Results remain provisional until conclusion of technical/judicial matters

Signed:



(Chief Timekeeper)

Printed: 19/03/2022 09:57:12



Round 1, Ulster Kart Championships
Sorted on Laps

Iame/Honda Cadet

Nutts Corner National Circuit 0.829 miles

Heat 1

19/03/2022 10:00

Race (8:00 and 1 Laps) started at 10:03:06

Pos	No.	Name	Laps	Total Tm	Diff	Gap	Best Tm	In Lap	2nd Best	Avg Tm
Honda Cadet										
1	IGP	Joel MURPHY	9	10:33.991			1:07.155	7	1:07.274	1:08.037
2	17	Charlie CONDY	9	10:39.527	5.536	5.536	1:07.174	8	1:07.194	1:08.681
3	19	Conan WARNOCK	9	10:39.539	5.548	0.012	1:07.926	4	1:08.050	1:08.713
4	29	Noah McFARLANE	9	10:45.247	11.256	5.708	1:08.042	5	1:08.149	1:09.236
5	32	Harry McDOWELL	9	10:45.557	11.566	0.310	1:07.856	5	1:08.237	1:09.241
6	36	Declan NOBLE	9	10:45.641	11.650	0.084	1:08.000	4	1:08.185	1:09.373
7	18	Archie CONDY	9	10:51.131	17.140	5.490	1:08.757	7	1:08.992	1:09.928
8	11	Ryan ARTHUR	9	10:51.520	17.529	0.389	1:08.850	7	1:08.880	1:10.010
9	54	Max COLBERT	9	10:53.915	19.924	2.395	1:08.754	9	1:09.042	1:10.110
10	46	Evan PURCELL	9	10:54.256	20.265	0.341	1:08.564	7	1:08.912	1:10.133
11	35	Harry MONTGOMERY	9	10:59.739	25.748	5.483	1:09.021	5	1:09.641	1:10.873
12	99	Travis BAILIE	9	11:07.375	33.384	7.636	1:09.226	5	1:10.083	1:11.562
13	25	Joshua WYLIE	7	8:39.003	2 Laps	2 Laps	1:08.451	7	1:08.749	1:11.074

Iame Cadet

1	77	Kenzie McNALLY	9	10:01.819			1:06.026	5	1:06.356	1:06.867
2	94	James LOGAN	9	10:16.457	14.638	14.638	1:07.826	6	1:07.866	1:08.471
3	193	Andie STEWART	9	10:17.119	15.300	0.662	1:07.686	7	1:07.786	1:08.531
4	93	Johnston STEWART	9	10:18.869	17.050	1.750	1:07.738	7	1:07.909	1:08.666
5	31	Jason PARK	9	10:45.761	43.942	26.892	1:05.916	5	1:05.920	1:11.751

Margin of Victory	Avg. Speed	Best Lap Tm	Best Speed	Best Lap by
14.638	44.619	1:05.916	45.264	31 - Jason PARK


Clerk of the Course - Paul Fullerton

Orbits

Timekeepers - David Barr & Keith Mason

Results remain provisional until conclusion of technical/judicial matters

Signed:



 Chief
Timekeeper

Round 1, Ulster Kart Championships

Iame/Honda Cadet

Nutts Corner National Circuit 0.829 miles

Heat 1

19/03/2022 10:00

Race (8:00 and 1 Laps) started at 10:03:06

Lap	Lap Tm	Diff	Time of Day
(77) Kenzie McNALLY			
1	1:09.026	+3.000	10:04:15.176
2	1:06.742	+0.716	10:05:21.918
3	1:06.579	+0.553	10:06:28.497
4	1:07.332	+1.306	10:07:35.829
5	1:06.026		10:08:41.855
6	1:06.901	+0.875	10:09:48.756
7	1:06.356	+0.330	10:10:55.112
8	1:06.423	+0.397	10:12:01.535
9	1:06.423	+0.397	10:13:07.958
(94) James LOGAN			
1	1:10.150	+2.324	10:04:16.504
2	1:09.230	+1.404	10:05:25.734
3	1:08.542	+0.716	10:06:34.276
4	1:08.095	+0.269	10:07:42.371
5	1:07.939	+0.113	10:08:50.310
6	1:07.826		10:09:58.136
7	1:07.866	+0.040	10:11:06.002
8	1:08.291	+0.465	10:12:14.293
9	1:08.303	+0.477	10:13:22.596
(193) Andie STEWART			
1	1:10.716	+3.030	10:04:17.190
2	1:09.070	+1.384	10:05:26.260
3	1:08.094	+0.408	10:06:34.354
4	1:08.344	+0.658	10:07:42.698
5	1:08.090	+0.404	10:08:50.788
6	1:07.786	+0.100	10:09:58.574
7	1:07.686		10:11:06.260
8	1:08.142	+0.456	10:12:14.402
9	1:08.856	+1.170	10:13:23.258
(93) Johnstn STEWART			
1	1:11.180	+3.442	10:04:18.190
2	1:09.183	+1.445	10:05:27.373
3	1:08.701	+0.963	10:06:36.074
4	1:07.909	+0.171	10:07:43.983
5	1:08.007	+0.269	10:08:51.990
6	1:08.063	+0.325	10:10:00.053
7	1:07.738		10:11:07.791
8	1:08.945	+1.207	10:12:16.736
9	1:08.272	+0.534	10:13:25.008
(IGP) Joel MURPHY			
1	1:11.258	+4.103	10:04:39.049
2	1:08.674	+1.519	10:05:47.723
3	1:07.867	+0.712	10:06:55.590
4	1:07.893	+0.738	10:08:03.483
5	1:07.274	+0.119	10:09:10.757
6	1:07.377	+0.222	10:10:18.134
7	1:07.155		10:11:25.289
8	1:07.435	+0.280	10:12:32.724
9	1:07.406	+0.251	10:13:40.130
(17) Charlie CONDY			
1	1:11.272	+4.098	10:04:38.805
2	1:09.395	+2.221	10:05:48.200
3	1:12.846	+5.672	10:07:01.046
4	1:07.638	+0.464	10:08:08.684
5	1:07.775	+0.601	10:09:16.459
6	1:07.453	+0.279	10:10:23.912
7	1:07.386	+0.212	10:11:31.298
8	1:07.174		10:12:38.472
9	1:07.194	+0.020	10:13:45.666

Lap	Lap Tm	Diff	Time of Day
(19) Conan WARNOCK			
1	1:11.570	+3.644	10:04:38.827
2	1:09.514	+1.588	10:05:48.341
3	1:08.341	+0.415	10:06:56.682
4	1:07.926		10:08:04.608
5	1:08.062	+0.136	10:09:12.670
6	1:08.050	+0.124	10:10:20.720
7	1:08.086	+0.160	10:11:28.806
8	1:08.694	+0.768	10:12:37.500
9	1:08.178	+0.252	10:13:45.678
(29) Noah McFARLANE			
1	1:13.063	+5.021	10:04:41.322
2	1:10.324	+2.282	10:05:51.646
3	1:09.884	+1.842	10:07:01.530
4	1:08.279	+0.237	10:08:09.809
5	1:08.042		10:09:17.851
6	1:08.531	+0.489	10:10:26.382
7	1:08.149	+0.107	10:11:34.531
8	1:08.246	+0.204	10:12:42.777
9	1:08.609	+0.567	10:13:51.386
(32) Harry McDOWELL			
1	1:12.205	+4.349	10:04:40.726
2	1:09.677	+1.821	10:05:50.403
3	1:10.931	+3.075	10:07:01.334
4	1:08.237	+0.381	10:08:09.571
5	1:07.856		10:09:17.427
6	1:08.787	+0.931	10:10:26.214
7	1:08.496	+0.640	10:11:34.710
8	1:08.585	+0.729	10:12:43.295
9	1:08.401	+0.545	10:13:51.696
(36) Declan NOBLE			
1	1:12.539	+4.539	10:04:39.961
2	1:10.408	+2.408	10:05:50.369
3	1:10.852	+2.852	10:07:01.221
4	1:08.000		10:08:09.221
5	1:08.185	+0.185	10:09:17.406
6	1:09.018	+1.018	10:10:26.424
7	1:08.253	+0.253	10:11:34.677
8	1:08.718	+0.718	10:12:43.395
9	1:08.385	+0.385	10:13:51.780
(31) Jason PARK			
1	1:08.949	+3.033	10:04:15.088
2	1:06.763	+0.847	10:05:21.851
3	1:06.585	+0.669	10:06:28.436
4	1:07.010	+1.094	10:07:35.446
5	1:05.916		10:08:41.362
6	1:51.691	+45.775	10:10:33.053
7	1:06.181	+0.265	10:11:39.234
8	1:06.746	+0.830	10:12:45.980
9	1:05.920	+0.004	10:13:51.900
(18) Archie CONDY			
1	1:13.137	+4.380	10:04:41.054
2	1:10.566	+1.809	10:05:51.620
3	1:10.605	+1.848	10:07:02.225
4	1:09.152	+0.395	10:08:11.377
5	1:09.117	+0.360	10:09:20.494
6	1:09.448	+0.691	10:10:29.942
7	1:08.757		10:11:38.699
8	1:09.579	+0.822	10:12:48.278
9	1:08.992	+0.235	10:13:57.270

Lap	Lap Tm	Diff	Time of Day
(11) Ryan ARTHUR			
1	1:13.353	+4.503	10:04:40.919
2	1:10.095	+1.245	10:05:51.014
3	1:11.878	+3.028	10:07:02.892
4	1:08.921	+0.071	10:08:11.813
5	1:08.880	+0.030	10:09:20.693
6	1:09.377	+0.527	10:10:30.070
7	1:08.850		10:11:38.920
8	1:09.696	+0.846	10:12:48.616
9	1:09.043	+0.193	10:13:57.659
(54) Max COLBERT			
1	1:13.166	+4.412	10:04:42.229
2	1:10.857	+2.103	10:05:53.086
3	1:11.346	+2.592	10:07:04.432
4	1:09.662	+0.908	10:08:14.094
5	1:09.105	+0.351	10:09:23.199
6	1:09.843	+1.089	10:10:33.042
7	1:09.216	+0.462	10:11:42.258
8	1:09.042	+0.288	10:12:51.300
9	1:08.754		10:14:00.054
(46) Evan PURCELL			
1	1:13.528	+4.964	10:04:42.721
2	1:10.536	+1.972	10:05:53.257
3	1:11.507	+2.943	10:07:04.764
4	1:10.235	+1.671	10:08:14.999
5	1:09.011	+0.447	10:09:24.010
6	1:09.762	+1.198	10:10:33.772
7	1:08.564		10:11:42.336
8	1:09.147	+0.583	10:12:51.483
9	1:08.912	+0.348	10:14:00.395
(35) Harry MONTGOMERY			
1	1:14.018	+4.997	10:04:42.039
2	1:10.924	+1.903	10:05:52.963
3	1:11.624	+2.603	10:07:04.587
4	1:10.308	+1.287	10:08:14.895
5	1:09.021		10:09:23.916
6	1:10.839	+1.818	10:10:34.755
7	1:09.641	+0.620	10:11:44.396
8	1:10.401	+1.380	10:12:54.797
9	1:11.081	+2.060	10:14:05.878
(99) Travis BAILIE			
1	1:14.027	+4.801	10:04:43.481
2	1:10.083	+0.857	10:05:53.564
3	1:11.424	+2.198	10:07:04.988
4	1:10.320	+1.094	10:08:15.308
5	1:09.226		10:09:24.534
6	1:10.266	+1.040	10:10:34.800
7	1:10.332	+1.106	10:11:45.132
8	1:17.976	+8.750	10:13:03.108
9	1:10.406	+1.180	10:14:13.514
(25) Joshua WYLIE			
1	1:12.399	+3.948	10:04:40.022
2	1:10.068	+1.617	10:05:50.090
3	1:19.759	+11.308	10:07:09.849
4	1:09.144	+0.693	10:08:18.993
5	1:08.749	+0.298	10:09:27.742
6	1:08.949	+0.498	10:10:36.691
7	1:08.451		10:11:45.142

Clerk of the Course - Paul Fullerton

Orbits

Timekeepers - David Barr & Keith Mason

Results remain provisional until conclusion of technical/judicial matters

Signed:  (Chief Timekeeper)

Round 1, Ulster Kart Championships
Sorted on Laps

Junior/Mini Max

Nutts Corner National Circuit 0.829 miles

Heat 1

19/03/2022 10:15

Race (8:00 and 1 Laps) started at 10:17:36

Pos	No.	Name	Laps	Total Tm	Diff	Gap	Best Tm	In Lap	2nd Best	Avg Tm
Junior Max										
1	46	Bobby Joe McFALL	10	9:37.837			57.008	8	57.103	57.737
2	36	Joe GARDINER	10	9:38.031	0.194	0.194	57.006	8	57.408	57.794
3	72	Gavin DEWART	10	9:38.254	0.417	0.223	56.943	4	57.078	57.789
4	20	Jack MURTAGH	10	9:38.508	0.671	0.254	56.996	4	57.136	57.850
5	33	Joseph McMAHON	10	9:39.207	1.370	0.699	57.351	10	57.478	57.917
6	48	Finlay BROWN	10	9:42.087	4.250	2.880	57.536	4	57.691	58.178
7	34	Peter GILLILAND	10	9:44.270	6.433	2.183	57.549	5	57.624	58.406
8	14	Carter KELLY	10	9:44.483	6.646	0.213	57.408	10	57.543	57.927
9	11	James GREER	10	9:48.167	10.330	3.684	57.979	5	58.116	58.803
10	42	Edward McDONNELL	10	9:53.208	15.371	5.041	58.275	7	58.505	59.256
11	19	Adam McGIVERN	8	8:16.790	2 Laps	2 Laps	1:00.914	6	1:00.973	1:01.967
Mini Max										
1	22	Cole McFADDEN BIGGERSTAFF	10	10:23.516			1:01.330	7	1:01.381	1:02.217
2	55	Dennis CHERRY	10	10:43.551	20.035	20.035	1:02.985	7	1:03.227	1:04.201
3	88	Lewis ARTHUR	9	9:38.676	1 Lap	1 Lap	1:02.995	7	1:03.338	1:04.093

Announcements

Driver No. 14: 5-sec penalty C2.3.4 (incorrectly positioned front fairing)

Margin of Victory	Avg. Speed	Best Lap Tm	Best Speed	Best Lap by
0.194	51.634	56.943	52.396	72 - Gavin DEWART


Clerk of the Course - Paul Fullerton

Orbits

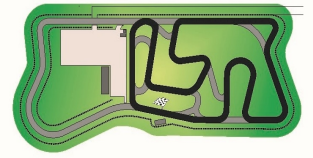
Timekeepers - David Barr & Keith Mason

Results remain provisional until conclusion of technical/judicial matters

Signed:



 Chief
Timekeeper



Round 1, Ulster Kart Championships

Junior/Mini Max

Nutts Corner National Circuit 0.829 miles

Heat 1

19/03/2022 10:15

Race (8:00 and 1 Laps) started at 10:17:36

Lap	Lap Tm	Diff	Time of Day
(46) Bobby Joe McFALL			
1	1:00.809	+3.801	10:18:37.621
2	57.336	+0.328	10:19:34.957
3	57.263	+0.255	10:20:32.220
4	57.364	+0.356	10:21:29.584
5	57.589	+0.581	10:22:27.173
6	57.103	+0.095	10:23:24.276
7	57.409	+0.401	10:24:21.685
8	57.008		10:25:18.693
9	57.787	+0.779	10:26:16.480
10	57.711	+0.703	10:27:14.191
(36) Joe GARDINER			
1	59.128	+2.122	10:18:35.570
2	58.413	+1.407	10:19:33.983
3	57.496	+0.490	10:20:31.479
4	57.448	+0.442	10:21:28.927
5	57.775	+0.769	10:22:26.702
6	57.408	+0.402	10:23:24.110
7	57.741	+0.735	10:24:21.851
8	57.006		10:25:18.857
9	57.880	+0.874	10:26:16.737
10	57.648	+0.642	10:27:14.385
(72) Gavin DEWART			
1	1:01.731	+4.788	10:18:38.446
2	57.639	+0.696	10:19:36.085
3	57.559	+0.616	10:20:33.644
4	56.943		10:21:30.587
5	57.410	+0.467	10:22:27.997
6	57.378	+0.435	10:23:25.375
7	57.078	+0.135	10:24:22.453
8	57.744	+0.801	10:25:20.197
9	57.159	+0.216	10:26:17.356
10	57.252	+0.309	10:27:14.608
(20) Jack MURTAGH			
1	1:02.737	+5.741	10:18:39.091
2	57.214	+0.218	10:19:36.305
3	57.136	+0.140	10:20:33.441
4	56.996		10:21:30.437
5	58.013	+1.017	10:22:28.450
6	57.202	+0.206	10:23:25.652
7	57.331	+0.335	10:24:22.983
8	57.486	+0.490	10:25:20.469
9	57.216	+0.220	10:26:17.685
10	57.177	+0.181	10:27:14.862
(33) Joseph McMAHON			
1	58.962	+1.611	10:18:35.345
2	58.873	+1.522	10:19:34.218
3	57.666	+0.315	10:20:31.884
4	57.509	+0.158	10:21:29.393
5	57.872	+0.521	10:22:27.265
6	57.570	+0.219	10:23:24.835
7	57.478	+0.127	10:24:22.313
8	58.377	+1.026	10:25:20.690
9	57.520	+0.169	10:26:18.210
10	57.351		10:27:15.561
(48) Finlay BROWN			
1	1:00.096	+2.560	10:18:36.750
2	58.055	+0.519	10:19:34.805
3	57.997	+0.461	10:20:32.802
4	57.536		10:21:30.338

Lap	Lap Tm	Diff	Time of Day
5	58.646	+1.110	10:22:28.984
6	57.975	+0.439	10:23:26.959
7	57.691	+0.155	10:24:24.650
8	57.910	+0.374	10:25:22.560
9	58.054	+0.518	10:26:20.614
10	57.827	+0.291	10:27:18.441
(34) Peter GILLILAND			
1	1:03.062	+5.513	10:18:39.624
2	58.207	+0.658	10:19:37.831
3	58.303	+0.754	10:20:36.134
4	57.934	+0.385	10:21:34.068
5	57.549		10:22:31.617
6	57.966	+0.417	10:23:29.583
7	57.624	+0.075	10:24:27.207
8	57.695	+0.146	10:25:24.902
9	57.826	+0.277	10:26:22.728
10	57.896	+0.347	10:27:20.624
(14) Carter KELLY			
1	59.533	+2.125	10:18:36.095
2	58.361	+0.953	10:19:34.456
3	57.634	+0.226	10:20:32.090
4	57.653	+0.245	10:21:29.743
5	57.726	+0.318	10:22:27.469
6	58.107	+0.699	10:23:25.576
7	57.712	+0.304	10:24:23.288
8	57.543	+0.135	10:25:20.831
9	57.598	+0.190	10:26:18.429
10	57.408		10:27:15.837
(11) James GREER			
1	1:01.760	+3.781	10:18:38.242
2	59.208	+1.229	10:19:37.450
3	58.671	+0.692	10:20:36.121
4	58.491	+0.512	10:21:34.612
5	57.979		10:22:32.591
6	58.523	+0.544	10:23:31.114
7	58.221	+0.242	10:24:29.335
8	58.116	+0.137	10:25:27.451
9	58.289	+0.310	10:26:25.740
10	58.781	+0.802	10:27:24.521
(42) Edward McDONNELL			
1	1:03.533	+5.258	10:18:40.533
2	59.458	+1.183	10:19:39.991
3	58.524	+0.249	10:20:38.515
4	59.221	+0.946	10:21:37.736
5	58.700	+0.425	10:22:36.436
6	58.561	+0.286	10:23:34.997
7	58.275		10:24:33.272
8	58.505	+0.230	10:25:31.777
9	58.877	+0.602	10:26:30.654
10	58.908	+0.633	10:27:29.562
(22) Cole McFADDEN BIGGERSTAFF			
1	1:04.783	+3.453	10:18:42.481
2	1:02.335	+1.005	10:19:44.816
3	1:02.264	+0.934	10:20:47.080
4	1:02.178	+0.848	10:21:49.258
5	1:01.781	+0.451	10:22:51.039
6	1:01.856	+0.526	10:23:52.895
7	1:01.330		10:24:54.225
8	1:01.381	+0.051	10:25:55.606
9	1:02.482	+1.152	10:26:58.088
10	1:01.782	+0.452	10:27:59.870

Lap	Lap Tm	Diff	Time of Day
(55) Dennis CHERRY			
1	1:06.310	+3.325	10:18:44.199
2	1:04.797	+1.812	10:19:48.996
3	1:03.928	+0.943	10:20:52.924
4	1:04.354	+1.369	10:21:57.278
5	1:03.926	+0.941	10:23:01.204
6	1:03.342	+0.357	10:24:04.546
7	1:02.985		10:25:07.531
8	1:03.227	+0.242	10:26:10.758
9	1:03.396	+0.411	10:27:14.154
10	1:05.751	+2.766	10:28:19.905
(88) Lewis ARTHUR			
1	1:06.350	+3.355	10:18:44.538
2	1:04.761	+1.766	10:19:49.299
3	1:03.993	+0.998	10:20:53.292
4	1:04.246	+1.251	10:21:57.538
5	1:03.877	+0.882	10:23:01.415
6	1:03.338	+0.343	10:24:04.753
7	1:02.995		10:25:07.748
8	1:03.387	+0.392	10:26:11.135
9	1:03.895	+0.900	10:27:15.030
(19) Adam McGIVERN			
1	1:04.399	+3.485	10:18:41.801
2	1:02.474	+1.560	10:19:44.275
3	1:01.861	+0.947	10:20:46.136
4	1:01.285	+0.371	10:21:47.421
5	1:00.973	+0.059	10:22:48.394
6	1:00.914		10:23:49.308
7	1:01.224	+0.310	10:24:50.532
8	1:02.612	+1.698	10:25:53.144


Clerk of the Course - Paul Fullerton

Orbits

Timekeepers - David Barr & Keith Mason

Results remain provisional until conclusion of technical/judicial matters

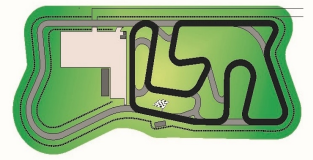
Signed:



(Chief Timekeeper)

Printed: 19/03/2022 10:34:14



**Round 1, Ulster Kart Championships****Sorted on best lap time**

Bambino

Nutts Corner National Circuit 0.829 miles

Timed Qualification

19/03/2022 10:30

Qualifying (5:00 Time) started at 10:31:48

Pos	No.	Name	Best Tm	Diff	Gap	In Lap	2nd Best	Avg Tm	Laps led
1	33	Lewis HAZLETT	1:22.101			1	1:22.503	1:22.655	0
2	36	Ethan ROBINSON	1:22.286	0.185	0.185	3	1:22.474	1:23.272	3
3	42	Jack HARNEY	1:24.065	1.964	1.779	4	1:24.186	1:24.727	0
4	75	Callum McVEIGH	1:24.684	2.583	0.619	3	1:25.133	1:25.351	1
5	47	Myles PURCELL	1:32.990	10.889	8.306	2	1:33.145	1:35.141	0
6	24	Jessica WYLIE	1:34.816	12.715	1.826	1	1:35.279	1:35.047	0


Clerk of the Course - Paul Fullerton

Orbits

Timekeepers - David Barr & Keith Mason

Results remain provisional until conclusion of technical/judicial matters

Signed:



(Chief Timekeeper)

Printed: 19/03/2022 10:44:11

Round 1, Ulster Kart Championships

Bambino

Nutts Corner National Circuit 0.829 miles

Timed Qualification

19/03/2022 10:30

Qualifying (5:00 Time) started at 10:31:48

Lap	Lap Tm	Diff	Time of Day	Lap	Lap Tm	Diff	Time of Day	Lap	Lap Tm	Diff	Time of Day
(33) Lewis HAZLETT											
1	1:22.101		10:33:29.978								
2	1:22.503	+0.402	10:34:52.481								
3	1:23.282	+1.181	10:36:15.763								
4	1:22.737	+0.636	10:37:38.500								
(36) Ethan ROBINSON											
1	1:25.665	+3.379	10:33:17.017								
2	1:22.474	+0.188	10:34:39.491								
3	1:22.286		10:36:01.777								
4	1:22.666	+0.380	10:37:24.443								
(42) Jack HARNEY											
1	1:25.439	+1.374	10:33:26.406								
2	1:25.219	+1.154	10:34:51.625								
3	1:24.186	+0.121	10:36:15.811								
4	1:24.065		10:37:39.876								
(75) Callum McVEIGH											
1	1:26.025	+1.341	10:33:14.528								
2	1:25.133	+0.449	10:34:39.661								
3	1:24.684		10:36:04.345								
4	1:25.563	+0.879	10:37:29.908								
(47) Myles PURCELL											
1	1:33.145	+0.155	10:33:45.655								
2	1:32.990		10:35:18.645								
3	1:34.015	+1.025	10:36:52.660								
4	1:40.417	+7.427	10:38:33.077								
(24) Jessica WYLIE											
1	1:34.816		10:34:57.588								
2	1:35.279	+0.463	10:36:32.867								


Clerk of the Course - Paul Fullerton

Orbits

Timekeepers - David Barr & Keith Mason

Results remain provisional until conclusion of technical/judicial matters

Signed:



(Chief Timekeeper)

Printed: 19/03/2022 10:44:29

Round 1, Ulster Kart Championships
Sorted on Laps

Senior Max

Nutts Corner National Circuit 0.829 miles

Heat 1

19/03/2022 10:40

Race (8:00 and 1 Laps) started at 10:40:43

Pos	No.	Name	Laps	Total Tm	Diff	Gap	Best Tm	In Lap	2nd Best	Avg Tm
Senior Max										
1	1	Conor McPOLIN	10	9:18.834			55.157	5	55.345	55.790
2	43	Ben McFALL	10	9:22.261	3.427	3.427	55.748	5	55.886	56.226
3	26	Daniel CONLON	10	9:24.301	5.467	2.040	55.903	5	55.918	56.422
4	35	James GILLILAND	10	9:24.875	6.041	0.574	55.888	5	56.027	56.481
5	33	Pearse MURTAGH	10	9:26.176	7.342	1.301	55.780	5	55.833	56.584
6	99	Lewis DUFF	10	9:26.307	7.473	0.131	56.004	5	56.028	56.611
7	61	Gary TURKINGTON	10	9:29.934	11.100	3.627	55.814	5	55.904	56.449
8	36	Neville BELL	10	9:30.674	11.840	0.740	56.246	8	56.298	56.956
9	141	Zach ROGERS	10	9:31.146	12.312	0.472	56.646	5	56.658	57.022
10	32	Gary BLAIR	10	9:31.155	12.321	0.009	56.324	7	56.541	57.039
11	16	Ellie-Anna McFALL	10	9:33.191	14.357	2.036	56.104	5	56.233	57.171
12	31	Aaron WALKER	10	9:37.380	18.546	4.189	56.785	7	56.827	57.656
13	11	Philip MAGUIRE	10	9:41.559	22.725	4.179	57.182	5	57.330	58.029
14	24	Jason HETHERINGTON	10	9:41.692	22.858	0.133	57.202	5	57.344	58.108
15	12	Johnny CLYDE	3	2:59.458	7 Laps	7 Laps	56.973	2	59.771	59.455

Not classified

DNS 56 Connor SMITH DNS 0

Senior Max 177

1	28	Marc VASEY	10	9:45.773			57.480	6	57.586	58.314
2	77	Samuel ALLEN	10	9:51.520	5.747	5.747	58.018	5	58.254	58.914

Announcements

Driver No. 61: 5-sec penalty C2.3.4 (incorrectly positioned front fairing)

Margin of Victory	Avg. Speed	Best Lap Tm	Best Speed	Best Lap by
3.427	53.390	55.157	54.093	1 - Conor McPOLIN


Clerk of the Course - Paul Fullerton

Orbits

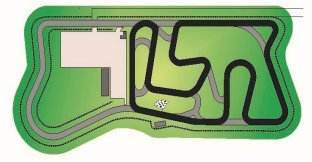
Timekeepers - David Barr & Keith Mason

Results remain provisional until conclusion of technical/judicial matters

Signed:



 Chief
Timekeeper


Round 1, Ulster Kart Championships

Senior Max

Nutts Corner National Circuit 0.829 miles

Heat 1

19/03/2022 10:40

Race (8:00 and 1 Laps) started at 10:40:43

Lap	Lap Tm	Diff	Time of Day
(1) Conor McPOLIN			
1	58.493	+3.336	10:41:42.836
2	55.345	+0.188	10:42:38.181
3	55.578	+0.421	10:43:33.759
4	55.579	+0.422	10:44:29.338
5	55.157		10:45:24.495
6	55.486	+0.329	10:46:19.981
7	55.465	+0.308	10:47:15.446
8	55.539	+0.382	10:48:10.985
9	55.535	+0.378	10:49:06.520
10	55.727	+0.570	10:50:02.247
(43) Ben McFALL			
1	58.341	+2.593	10:41:41.754
2	55.886	+0.138	10:42:37.640
3	55.914	+0.166	10:43:33.554
4	56.214	+0.466	10:44:29.768
5	55.748		10:45:25.516
6	56.097	+0.349	10:46:21.613
7	55.906	+0.158	10:47:17.519
8	56.079	+0.331	10:48:13.598
9	55.913	+0.165	10:49:09.511
10	56.163	+0.415	10:50:05.674
(26) Daniel CONLON			
1	58.518	+2.615	10:41:42.007
2	55.918	+0.015	10:42:37.925
3	56.219	+0.316	10:43:34.144
4	56.925	+1.022	10:44:31.069
5	55.903		10:45:26.972
6	56.211	+0.308	10:46:23.183
7	56.023	+0.120	10:47:19.206
8	56.094	+0.191	10:48:15.300
9	56.133	+0.230	10:49:11.433
10	56.281	+0.378	10:50:07.714
(35) James GILLILAND			
1	59.045	+3.157	10:41:42.519
2	56.081	+0.193	10:42:38.600
3	56.056	+0.168	10:43:34.656
4	56.334	+0.446	10:44:30.990
5	55.888		10:45:26.878
6	56.027	+0.139	10:46:22.905
7	56.156	+0.268	10:47:19.061
8	56.491	+0.603	10:48:15.552
9	56.358	+0.470	10:49:11.910
10	56.378	+0.490	10:50:08.288
(33) Pearse MURTAGH			
1	58.518	+2.738	10:41:42.260
2	55.833	+0.053	10:42:38.093
3	56.195	+0.415	10:43:34.288
4	57.721	+1.941	10:44:32.009
5	55.780		10:45:27.789
6	56.256	+0.476	10:46:24.045
7	56.166	+0.386	10:47:20.211
8	56.559	+0.779	10:48:16.770
9	56.312	+0.532	10:49:13.082
10	56.507	+0.727	10:50:09.589
(99) Lewis DUFF			
1	59.185	+3.181	10:41:42.787
2	56.370	+0.366	10:42:39.157
3	56.028	+0.024	10:43:35.185
4	57.050	+1.046	10:44:32.235

Lap	Lap Tm	Diff	Time of Day
5	56.004		10:45:28.239
6	56.052	+0.048	10:46:24.291
7	56.135	+0.131	10:47:20.426
8	56.450	+0.446	10:48:16.876
9	56.398	+0.394	10:49:13.274
10	56.446	+0.442	10:50:09.720
(61) Gary TURKINGTON			
1	59.387	+3.573	10:41:43.236
2	56.077	+0.263	10:42:39.313
3	55.949	+0.135	10:43:35.262
4	56.816	+1.002	10:44:32.078
5	55.814		10:45:27.892
6	56.255	+0.441	10:46:24.147
7	56.104	+0.290	10:47:20.251
8	55.914	+0.100	10:48:16.165
9	55.904	+0.090	10:49:12.069
10	56.278	+0.464	10:50:08.347
(36) Neville BELL			
1	1:01.028	+4.782	10:41:45.551
2	56.545	+0.299	10:42:42.096
3	57.080	+0.834	10:43:39.176
4	56.627	+0.381	10:44:35.803
5	56.396	+0.150	10:45:32.199
6	56.298	+0.052	10:46:28.497
7	56.329	+0.083	10:47:24.826
8	56.246		10:48:21.072
9	56.445	+0.199	10:49:17.517
10	56.570	+0.324	10:50:14.087
(141) Zach ROGERS			
1	59.224	+2.578	10:41:43.556
2	56.681	+0.035	10:42:40.237
3	56.718	+0.072	10:43:36.955
4	56.761	+0.115	10:44:33.716
5	56.646		10:45:30.362
6	56.677	+0.031	10:46:27.039
7	56.658	+0.012	10:47:23.697
8	56.892	+0.246	10:48:20.589
9	56.816	+0.170	10:49:17.405
10	57.154	+0.508	10:50:14.559
(32) Gary BLAIR			
1	59.845	+3.521	10:41:44.020
2	56.753	+0.429	10:42:40.773
3	56.741	+0.417	10:43:37.514
4	56.844	+0.520	10:44:34.358
5	56.541	+0.217	10:45:30.899
6	56.709	+0.385	10:46:27.608
7	56.324		10:47:23.932
8	56.748	+0.424	10:48:20.680
9	57.096	+0.772	10:49:17.776
10	56.792	+0.468	10:50:14.568
(16) Ellie-Anna McFALL			
1	1:01.681	+5.577	10:41:46.575
2	57.583	+1.479	10:42:44.158
3	57.087	+0.983	10:43:41.245
4	56.750	+0.646	10:44:37.995
5	56.104		10:45:34.099
6	56.233	+0.129	10:46:30.332
7	56.375	+0.271	10:47:26.707
8	56.283	+0.179	10:48:22.990
9	56.515	+0.411	10:49:19.505
10	57.099	+0.995	10:50:16.604

Lap	Lap Tm	Diff	Time of Day
(31) Aaron WALKER			
1	1:02.102	+5.317	10:41:46.330
2	57.601	+0.816	10:42:43.931
3	57.171	+0.386	10:43:41.102
4	57.414	+0.629	10:44:38.516
5	56.959	+0.174	10:45:35.475
6	57.054	+0.269	10:46:32.529
7	56.785		10:47:29.314
8	56.827	+0.042	10:48:26.141
9	57.261	+0.476	10:49:23.402
10	57.391	+0.606	10:50:20.793
(11) Philip MAGUIRE			
1	1:02.197	+5.015	10:41:46.872
2	57.743	+0.561	10:42:44.615
3	58.089	+0.907	10:43:42.704
4	57.330	+0.148	10:44:40.034
5	57.182		10:45:37.216
6	57.495	+0.313	10:46:34.711
7	57.669	+0.487	10:47:32.380
8	57.332	+0.150	10:48:29.712
9	57.602	+0.420	10:49:27.314
10	57.658	+0.476	10:50:24.972
(24) Jason HETHERINGTON			
1	1:02.090	+4.888	10:41:46.109
2	57.838	+0.636	10:42:43.947
3	58.961	+1.759	10:43:42.908
4	57.444	+0.242	10:44:40.352
5	57.202		10:45:37.554
6	57.344	+0.142	10:46:34.898
7	57.759	+0.557	10:47:32.657
8	57.483	+0.281	10:48:30.140
9	57.493	+0.291	10:49:27.633
10	57.472	+0.270	10:50:25.105
(28) Marc VASEY			
1	1:01.888	+4.408	10:41:47.934
2	58.377	+0.897	10:42:46.311
3	58.362	+0.882	10:43:44.673
4	58.637	+1.157	10:44:43.310
5	57.655	+0.175	10:45:40.965
6	57.480		10:46:38.445
7	57.642	+0.162	10:47:36.087
8	57.586	+0.106	10:48:33.673
9	57.729	+0.249	10:49:31.402
10	57.784	+0.304	10:50:29.186
(77) Samuel ALLEN			
1	1:01.854	+3.836	10:41:47.647
2	58.409	+0.391	10:42:46.056
3	58.562	+0.544	10:43:44.618
4	58.970	+0.952	10:44:43.588
5	58.018		10:45:41.606
6	58.254	+0.236	10:46:39.860
7	58.573	+0.555	10:47:38.433
8	58.563	+0.545	10:48:36.996
9	58.571	+0.553	10:49:35.567
10	59.366	+1.348	10:50:34.933
(12) Johnny CLYDE			
1	59.771	+2.798	10:41:44.277
2	56.973		10:42:41.250
3	1:01.621	+4.648	10:43:42.871


Clerk of the Course - Paul Fullerton

Orbits

Timekeepers - David Barr & Keith Mason

Results remain provisional until conclusion of technical/judicial matters

Signed:



(Chief Timekeeper)



Round 1, Ulster Kart Championships (SK)

Sorted on Laps

125cc Superkarts

Nutts Corner (SK) 0.784 miles

Race 1

19/03/2022 10:10

Race (8:00 and 1 Laps) started at 10:56:20

Pos	No.	Name	Laps	Total Tm	Diff	Gap	Best Tm	In Lap	2nd Best	Avg Tm
1	40	Aaron NEWELL	14	8:49.002			37.213	12	37.235	37.785
2	39	Ian WALSH	14	8:49.205	0.203	0.203	37.230	8	37.236	37.779
3	55	Ross WITHEROW	14	8:49.594	0.592	0.389	37.091	11	37.238	37.801
4	25	Noel LINDSAY	14	8:54.000	4.998	4.406	37.255	10	37.585	38.128
5	17	Scott GREENAWAY	14	8:57.154	8.152	3.154	37.734	8	37.834	38.313

Not classified

DNS 22 Kevin SHINE DNS 0

Margin of Victory	Avg. Speed	Best Lap Tm	Best Speed	Best Lap by
0.203	74.695	37.091	76.094	55 - Ross WITHEROW

Clerk of the Course - Paul Fullerton

Orbits

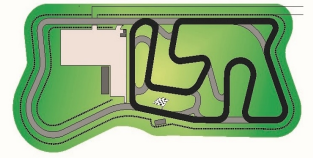
Timekeepers - David Barr & Keith Mason

Results remain provisional until conclusion of technical/judicial matters

Signed: 

Chief
Timekeeper





Round 1, Ulster Kart Championships (SK)

125cc Superkarts

Nutts Corner (SK) 0.784 miles

Race 1

19/03/2022 10:10

Race (8:00 and 1 Laps) started at 10:56:20

Lap	Lap Tm	Diff	Time of Day	Lap	Lap Tm	Diff	Time of Day	Lap	Lap Tm	Diff	Time of Day
(40) Aaron NEWELL											
1	39.816	+2.403	10:56:59.901	1	40.642	+2.908	10:57:01.689				
2	38.878	+1.665	10:57:38.779	2	38.671	+0.937	10:57:40.360				
3	38.263	+1.050	10:58:17.042	3	38.468	+0.734	10:58:18.828				
4	37.772	+0.559	10:58:54.814	4	38.250	+0.516	10:58:57.078				
5	37.742	+0.529	10:59:32.556	5	38.264	+0.530	10:59:35.342				
6	37.646	+0.433	11:00:10.202	6	38.151	+0.417	11:00:13.493				
7	37.781	+0.568	11:00:47.983	7	37.948	+0.214	11:00:51.441				
8	37.235	+0.022	11:01:25.218	8	37.734		11:01:29.175				
9	37.448	+0.235	11:02:02.666	9	38.347	+0.613	11:02:07.522				
10	37.443	+0.230	11:02:40.109	10	38.011	+0.277	11:02:45.533				
11	37.296	+0.083	11:03:17.405	11	38.193	+0.459	11:03:23.726				
12	37.213		11:03:54.618	12	37.865	+0.131	11:04:01.591				
13	37.301	+0.088	11:04:31.919	13	37.834	+0.100	11:04:39.425				
14	37.368	+0.155	11:05:09.287	14	38.014	+0.280	11:05:17.439				
(39) Ian WALSH											
1	40.127	+2.897	10:57:00.701								
2	38.259	+1.029	10:57:38.960								
3	38.212	+0.982	10:58:17.172								
4	37.741	+0.511	10:58:54.913								
5	37.729	+0.499	10:59:32.642								
6	37.798	+0.568	11:00:10.440								
7	37.656	+0.426	11:00:48.096								
8	37.230		11:01:25.326								
9	37.411	+0.181	11:02:02.737								
10	37.436	+0.206	11:02:40.173								
11	37.341	+0.111	11:03:17.514								
12	37.236	+0.006	11:03:54.750								
13	37.300	+0.070	11:04:32.050								
14	37.440	+0.210	11:05:09.490								
(55) Ross WITHEROW											
1	39.978	+2.887	10:57:00.640								
2	38.396	+1.305	10:57:39.036								
3	38.203	+1.112	10:58:17.239								
4	37.798	+0.707	10:58:55.037								
5	37.879	+0.788	10:59:32.916								
6	37.444	+0.353	11:00:10.360								
7	37.810	+0.719	11:00:48.170								
8	37.258	+0.167	11:01:25.428								
9	37.809	+0.718	11:02:03.237								
10	37.397	+0.306	11:02:40.634								
11	37.091		11:03:17.725								
12	37.238	+0.147	11:03:54.963								
13	37.241	+0.150	11:04:32.204								
14	37.675	+0.584	11:05:09.879								
(25) Noel LINDSAY											
1	40.946	+3.691	10:57:01.433								
2	38.152	+0.897	10:57:39.585								
3	37.863	+0.608	10:58:17.448								
4	38.203	+0.948	10:58:55.651								
5	37.585	+0.330	10:59:33.236								
6	37.833	+0.578	11:00:11.069								
7	37.610	+0.355	11:00:48.679								
8	37.630	+0.375	11:01:26.309								
9	37.863	+0.608	11:02:04.172								
10	37.255		11:02:41.427								
11	37.632	+0.377	11:03:19.059								
12	38.160	+0.905	11:03:57.219								
13	38.697	+1.442	11:04:35.916								
14	38.369	+1.114	11:05:14.285								
(17) Scott GREENAWAY											

Clerk of the Course - Paul Fullerton

Orbits

Timekeepers - David Barr & Keith Mason

Results remain provisional until conclusion of technical/judicial matters

Signed:  (Chief Timekeeper)

Printed: 19/03/2022 11:07:14



Round 1, Ulster Kart Championships
Sorted on Laps

Iame/Honda Cadet

Nutts Corner National Circuit 0.829 miles

Heat 2

19/03/2022 11:00

Race (8:00 and 1 Laps) started at 11:15:08

Pos	No.	Name	Laps	Total Tm	Diff	Gap	Best Tm	In Lap	2nd Best	Avg Tm
Honda Cadet										
1	IGP	Joel MURPHY	9	10:19.518			1:06.819	6	1:07.037	1:08.059
2	17	Charlie CONDY	9	10:19.780	0.262	0.262	1:07.038	5	1:07.139	1:08.100
3	18	Archie CONDY	9	10:21.005	1.487	1.225	1:07.437	7	1:07.693	1:08.282
4	36	Declan NOBLE	9	10:22.472	2.954	1.467	1:07.446	7	1:07.769	1:08.427
5	32	Harry McDOWELL	9	10:28.350	8.832	5.878	1:08.098	9	1:08.114	1:09.014
6	46	Evan PURCELL	9	10:32.360	12.842	4.010	1:08.042	7	1:08.412	1:09.444
7	29	Noah McFARLANE	9	10:32.918	13.400	0.558	1:07.673	4	1:07.894	1:09.472
8	35	Harry MONTGOMERY	9	10:33.247	13.729	0.329	1:08.971	7	1:09.090	1:09.643
9	19	Conan WARNOCK	9	10:33.504	13.986	0.257	1:07.899	7	1:08.184	1:09.632
10	11	Ryan ARTHUR	9	10:33.574	14.056	0.070	1:08.675	5	1:08.691	1:09.659
11	99	Travis BAILIE	9	10:38.518	19.000	4.944	1:08.748	4	1:08.806	1:10.139
12	54	Max COLBERT	9	10:43.167	23.649	4.649	1:08.197	7	1:08.771	1:10.624
13	25	Joshua WYLIE	8	9:33.741	1 Lap	1 Lap	1:08.715	3	1:08.851	1:10.870

Iame Cadet

1	77	Kenzie McNALLY	9	9:56.323			1:05.698	7	1:05.896	1:06.258
2	31	Jason PARK	9	10:00.039	3.716	3.716	1:05.864	3	1:06.074	1:06.662
3	94	James LOGAN	9	10:08.414	12.091	8.375	1:07.095	7	1:07.293	1:07.584
4	193	Andie STEWART	9	10:19.187	22.864	10.773	1:07.710	3	1:07.950	1:08.762
5	93	Johnston STEWART	9	10:21.661	25.338	2.474	1:07.980	3	1:08.076	1:09.029

Margin of Victory	Avg. Speed	Best Lap Tm	Best Speed	Best Lap by
3.716	45.030	1:05.698	45.414	77 - Kenzie McNALLY


Clerk of the Course - Paul Fullerton

Orbits

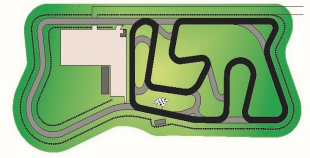
Timekeepers - David Barr & Keith Mason

Results remain provisional until conclusion of technical/judicial matters

Signed:



 Chief
 Timekeeper



Round 1, Ulster Kart Championships

Time/Honda Cadet

Nutts Corner National Circuit 0.829 miles

Heat 2

19/03/2022 11:00

Race (8:00 and 1 Laps) started at 11:15:08

Lap	Lap Tm	Diff	Time of Day	Lap	Lap Tm	Diff	Time of Day	Lap	Lap Tm	Diff	Time of Day
(77) Kenzie McNALLY											
1	1:07.828	+2.130	11:16:16.283								
2	1:06.421	+0.723	11:17:22.704								
3	1:05.912	+0.214	11:18:28.616								
4	1:06.300	+0.602	11:19:34.916								
5	1:06.171	+0.473	11:20:41.087								
6	1:05.896	+0.198	11:21:46.983								
7	1:05.698		11:22:52.681								
8	1:06.047	+0.349	11:23:58.728								
9	1:06.050	+0.352	11:25:04.778								
(31) Jason PARK											
1	1:07.817	+1.953	11:16:16.347								
2	1:06.420	+0.556	11:17:22.767								
3	1:05.864		11:18:28.631								
4	1:06.267	+0.403	11:19:34.898								
5	1:07.402	+1.538	11:20:42.300								
6	1:06.074	+0.210	11:21:48.374								
7	1:06.251	+0.387	11:22:54.625								
8	1:06.227	+0.363	11:24:00.852								
9	1:07.642	+1.778	11:25:08.494								
(94) James LOGAN											
1	1:08.730	+1.635	11:16:17.338								
2	1:07.883	+0.788	11:17:25.221								
3	1:07.519	+0.424	11:18:32.740								
4	1:07.494	+0.399	11:19:40.234								
5	1:07.456	+0.361	11:20:47.690								
6	1:07.370	+0.275	11:21:55.060								
7	1:07.095		11:23:02.155								
8	1:07.421	+0.326	11:24:09.576								
9	1:07.293	+0.198	11:25:16.869								
(193) Andie STEWART											
1	1:10.750	+3.040	11:16:19.533								
2	1:09.202	+1.492	11:17:28.735								
3	1:07.710		11:18:36.445								
4	1:08.636	+0.926	11:19:45.081								
5	1:07.950	+0.240	11:20:53.031								
6	1:09.116	+1.406	11:22:02.147								
7	1:08.281	+0.571	11:23:10.428								
8	1:08.986	+1.276	11:24:19.414								
9	1:08.228	+0.518	11:25:27.642								
(IGP) Joel MURPHY											
1	1:12.184	+5.365	11:16:27.621								
2	1:08.973	+2.154	11:17:36.594								
3	1:07.357	+0.538	11:18:43.951								
4	1:07.239	+0.420	11:19:51.190								
5	1:07.037	+0.218	11:20:58.227								
6	1:06.819		11:22:05.046								
7	1:07.051	+0.232	11:23:12.097								
8	1:08.402	+1.583	11:24:20.499								
9	1:07.474	+0.655	11:25:27.973								
(17) Charlie CONDY											
1	1:11.342	+4.304	11:16:26.675								
2	1:08.612	+1.574	11:17:35.287								
3	1:07.457	+0.419	11:18:42.744								
4	1:07.779	+0.741	11:19:50.523								
5	1:07.038		11:20:57.561								
6	1:07.426	+0.388	11:22:04.987								
7	1:07.139	+0.101	11:23:12.126								
8	1:08.004	+0.966	11:24:20.130								
9	1:08.105	+1.067	11:25:28.235								
(18) Archie CONDY											
1	1:10.662	+3.225	11:16:25.583								
2	1:08.672	+1.235	11:17:34.255								
3	1:08.244	+0.807	11:18:42.499								
4	1:08.263	+0.826	11:19:50.762								
5	1:07.832	+0.395	11:20:58.594								
6	1:07.975	+0.538	11:22:06.569								
7	1:07.437		11:23:14.006								
8	1:07.693	+0.256	11:24:21.699								
9	1:07.761	+0.324	11:25:29.460								
(93) Johnston STEWART											
1	1:11.124	+3.144	11:16:19.974								
2	1:09.307	+1.327	11:17:29.281								
3	1:07.980		11:18:37.261								
4	1:08.140	+0.160	11:19:45.401								
5	1:08.076	+0.096	11:20:53.477								
6	1:09.003	+1.023	11:22:02.480								
7	1:08.457	+0.477	11:23:10.937								
8	1:10.305	+2.325	11:24:21.242								
9	1:08.874	+0.894	11:25:30.116								
(36) Declan NOBLE											
1	1:11.441	+3.995	11:16:26.524								
2	1:08.728	+1.282	11:17:35.252								
3	1:08.297	+0.851	11:18:43.549								
4	1:08.131	+0.685	11:19:51.680								
5	1:07.769	+0.323	11:20:59.449								
6	1:07.987	+0.541	11:22:07.436								
7	1:07.446		11:23:14.882								
8	1:08.196	+0.750	11:24:23.078								
9	1:07.849	+0.403	11:25:30.927								
(32) Harry McDOWELL											
1	1:12.368	+4.270	11:16:28.043								
2	1:09.391	+1.293	11:17:37.434								
3	1:08.114	+0.016	11:18:45.548								
4	1:08.518	+0.420	11:19:54.066								
5	1:08.617	+0.519	11:21:02.683								
6	1:09.083	+0.985	11:22:11.766								
7	1:08.264	+0.166	11:23:20.030								
8	1:08.677	+0.579	11:24:28.707								
9	1:08.098		11:25:36.805								
(46) Evan PURCELL											
1	1:12.588	+4.546	11:16:28.406								
2	1:09.397	+1.355	11:17:37.803								
3	1:08.576	+0.534	11:18:46.379								
4	1:09.134	+1.092	11:19:55.513								
5	1:10.773	+2.731	11:21:06.286								
6	1:08.819	+0.777	11:22:15.105								
7	1:08.042		11:23:23.147								
8	1:09.256	+1.214	11:24:32.403								
9	1:08.412	+0.370	11:25:40.815								
(29) Noah McFARLANE											
1	1:18.193	+10.520	11:16:34.313								
2	1:08.276	+0.603	11:17:42.589								
3	1:08.051	+0.378	11:18:50.640								
4	1:07.673		11:19:58.313								
5	1:08.092	+0.419	11:21:06.405								
6	1:07.894	+0.221	11:22:14.299								
7	1:08.828	+1.155	11:23:23.127								
8	1:09.480	+1.807	11:24:32.607								
9	1:08.766	+1.093	11:25:41.373								
(35) Harry MONTGOMERY											
1	1:11.692	+2.721	11:16:26.599								
2	1:09.981	+1.010	11:17:36.580								
3	1:09.527	+0.556	11:18:46.107								
4	1:09.211	+0.240	11:19:55.318								
5	1:09.090	+0.119	11:21:04.408								
6	1:09.205	+0.234	11:22:13.613								
7	1:08.971		11:23:22.584								
8	1:09.953	+0.982	11:24:32.537								
9	1:09.165	+0.194	11:25:41.702								
(19) Conan WARNOCK											
1	1:18.760	+10.861	11:16:34.030								
2	1:08.597	+0.698	11:17:42.627								
3	1:08.400	+0.501	11:18:51.027								
4	1:08.291	+0.392	11:19:59.318								
5	1:08.184	+0.285	11:21:07.502								
6	1:08.262	+0.363	11:22:15.764								
7	1:07.899		11:23:23.663								
8	1:09.455	+1.556	11:24:33.118								
9	1:08.841	+0.942	11:25:41.959								
(11) Ryan ARTHUR											
1	1:12.026	+3.351	11:16:27.124								
2	1:10.003	+1.328	11:17:37.127								
3	1:09.026	+0.351	11:18:46.153								
4	1:09.974	+1.299	11:19:56.127								
5	1:08.675		11:21:04.802								
6	1:09.064	+0.389	11:22:13.866								
7	1:09.390	+0.715	11:23:23.256								
8	1:10.082	+1.407	11:24:33.338								
9	1:08.691	+0.016	11:25:42.029								
(99) Travis BAILIE											
1	1:18.969	+10.221	11:16:34.685								
2	1:09.510	+0.762	11:17:44.195								
3	1:08.939	+0.191	11:18:53.134								
4	1:08.748		11:20:01.882								
5	1:08.806	+0.058	11:21:10.688								
6	1:08.918	+0.170	11:22:19.606								
7	1:08.879	+0.131	11:23:28.485								
8	1:09.110	+0.362	11:24:37.595								
9	1:09.378	+0.630	11:25:46.973								
(54) Max COLBERT											
1	1:12.780	+4.583	11:16:28.786								
2	1:09.475	+1.278	11:17:38.261								
3	1:09.060	+0.863	11:18:47.321								
4	1:08.900	+0.703	11:19:56.221								
5	1:10.192	+1.995	11:21:06.413								
6	1:08.771	+0.574	11:22:15.184								
7	1:08.197		11:23:23.381								
8	1:10.115	+1.918	11:24:33.496								
9	1:18.126	+9.929	11:25:51.622								
(25) Joshua WYLIE											
1	1:12.340	+3.625	11:16:27.571								
2	1:10.007	+1.292	11:17:37.578								
3	1:08.715		11:18:46.293								
4	1:09.115	+0.400	11:19:55.408								
5	1:09.102	+0.387	11:21:04.510								
6	1:09.210	+0.495	11:22:13.720								
7	1:08.851	+0.136	11:23:22.571								
8	1:19.625	+10.910	11:24:42.196								


Clerk of the Course - Paul Fullerton

Orbits

Timekeepers - David Barr & Keith Mason

Results remain provisional until conclusion of technical/judicial matters

Signed:



(Chief Timekeeper)



Round 1, Ulster Kart Championships
Sorted on Laps

Junior/Mini Max

Nutts Corner National Circuit 0.829 miles

Heat 2

19/03/2022 11:15

Race (8:00 and 1 Laps) started at 11:30:58

Pos	No.	Name	Laps	Total Tm	Diff	Gap	Best Tm	In Lap	2nd Best	Avg Tm
Junior Max										
1	20	Jack MURTAGH	10	9:37.311			57.294	3	57.307	57.706
2	72	Gavin DEWART	10	9:37.376	0.065	0.065	56.991	5	57.309	57.728
3	33	Joseph McMAHON	10	9:39.183	1.872	1.807	57.218	5	57.432	57.891
4	48	Finlay BROWN	10	9:41.637	4.326	2.454	57.664	10	57.684	58.158
5	14	Carter KELLY	10	9:42.685	5.374	1.048	57.636	10	57.735	58.268
6	34	Peter GILLILAND	10	9:42.915	5.604	0.230	57.342	5	57.622	58.214
7	11	James GREER	10	9:44.799	7.488	1.884	57.750	6	57.779	58.428
8	42	Edward McDONNELL	10	10:11.176	33.865	26.377	59.099	9	59.146	1:01.095
9	46	Bobby Joe McFALL		0.169	10 Laps	10 Laps		0		
10	36	Joe GARDINER		0.451	10 Laps	0.282		0		
Not classified										
DNS	19	Adam McGIVERN			DNS			0		
Mini Max										
1	22	Cole McFADDEN BIGGERSTAFF	10	10:18.285			1:00.644	9	1:00.681	1:01.604
2	55	Dennis CHERRY		1.893	10 Laps	10 Laps		0		
3	88	Lewis ARTHUR		2.531	10 Laps	0.638		0		

Margin of Victory	Avg. Speed	Best Lap Tm	Best Speed	Best Lap by
0.065	51.681	56.991	52.352	72 - Gavin DEWART


Clerk of the Course - Paul Fullerton

Orbits

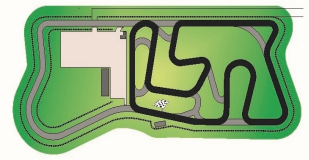
Timekeepers - David Barr & Keith Mason

Results remain provisional until conclusion of technical/judicial matters

Signed:



 Chief
Timekeeper



Round 1, Ulster Kart Championships

Junior/Mini Max

Nutts Corner National Circuit 0.829 miles

Heat 2

19/03/2022 11:15

Race (8:00 and 1 Laps) started at 11:30:58

Lap	Lap Tm	Diff	Time of Day
(20) Jack MURTAGH			
1	59.561	+2.267	11:31:58.382
2	57.558	+0.264	11:32:55.940
3	57.294		11:33:53.234
4	57.514	+0.220	11:34:50.748
5	57.307	+0.013	11:35:48.055
6	57.467	+0.173	11:36:45.522
7	58.067	+0.773	11:37:43.589
8	57.495	+0.201	11:38:41.084
9	57.363	+0.069	11:39:38.447
10	57.443	+0.149	11:40:35.890

Lap	Lap Tm	Diff	Time of Day
(72) Gavin DEWART			
1	59.974	+2.983	11:31:58.641
2	57.863	+0.872	11:32:56.504
3	57.346	+0.355	11:33:53.850
4	57.309	+0.318	11:34:51.159
5	56.991		11:35:48.150
6	57.459	+0.468	11:36:45.609
7	58.137	+1.146	11:37:43.746
8	57.407	+0.416	11:38:41.153
9	57.366	+0.375	11:39:38.519
10	57.436	+0.445	11:40:35.955

Lap	Lap Tm	Diff	Time of Day
(33) Joseph McMAHON			
1	1:00.865	+3.647	11:31:59.710
2	57.921	+0.703	11:32:57.631
3	57.721	+0.503	11:33:55.352
4	57.579	+0.361	11:34:52.931
5	57.218		11:35:50.149
6	57.432	+0.214	11:36:47.581
7	57.598	+0.380	11:37:45.179
8	57.576	+0.358	11:38:42.755
9	57.523	+0.305	11:39:40.278
10	57.484	+0.266	11:40:37.762

Lap	Lap Tm	Diff	Time of Day
(48) Finlay BROWN			
1	1:00.774	+3.110	11:31:59.408
2	58.065	+0.401	11:32:57.473
3	58.126	+0.462	11:33:55.599
4	57.811	+0.147	11:34:53.410
5	58.071	+0.407	11:35:51.481
6	57.766	+0.102	11:36:49.247
7	57.869	+0.205	11:37:47.116
8	57.684	+0.020	11:38:44.800
9	57.752	+0.088	11:39:42.552
10	57.664		11:40:40.216

Lap	Lap Tm	Diff	Time of Day
(14) Carter KELLY			
1	59.754	+2.118	11:31:58.333
2	58.744	+1.108	11:32:57.077
3	58.047	+0.411	11:33:55.124
4	58.061	+0.425	11:34:53.185
5	58.110	+0.474	11:35:51.295
6	58.280	+0.644	11:36:49.575
7	57.735	+0.099	11:37:47.310
8	57.891	+0.255	11:38:45.201
9	58.427	+0.791	11:39:43.628
10	57.636		11:40:41.264

Lap	Lap Tm	Diff	Time of Day
(34) Peter GILLILAND			
1	1:01.704	+4.362	11:32:01.056
2	57.804	+0.462	11:32:58.860
3	57.905	+0.563	11:33:56.765
4	57.695	+0.353	11:34:54.460

Lap	Lap Tm	Diff	Time of Day
5	57.342		11:35:51.802
6	57.909	+0.567	11:36:49.711
7	57.826	+0.484	11:37:47.537
8	57.830	+0.488	11:38:45.367
9	58.505	+1.163	11:39:43.872
10	57.622	+0.280	11:40:41.494

Lap	Lap Tm	Diff	Time of Day
(11) James GREER			
1	1:01.297	+3.547	11:32:00.389
2	58.288	+0.538	11:32:58.677
3	58.130	+0.380	11:33:56.807
4	58.197	+0.447	11:34:55.004
5	57.779	+0.029	11:35:52.783
6	57.750		11:36:50.533
7	58.061	+0.311	11:37:48.594
8	58.201	+0.451	11:38:46.795
9	58.287	+0.537	11:39:45.082
10	58.296	+0.546	11:40:43.378

Lap	Lap Tm	Diff	Time of Day
(42) Edward McDONNELL			
1	1:14.485	+15.386	11:32:13.281
2	1:01.285	+2.186	11:33:14.566
3	59.892	+0.793	11:34:14.458
4	59.835	+0.736	11:35:14.293
5	59.146	+0.047	11:36:13.439
6	59.199	+0.100	11:37:12.638
7	59.320	+0.221	11:38:11.958
8	59.526	+0.427	11:39:11.484
9	59.099		11:40:10.583
10	59.172	+0.073	11:41:09.755

Lap	Lap Tm	Diff	Time of Day
(22) Cole McFADDEN BIGGERSTAFF			
1	1:04.981	+4.337	11:32:05.799
2	1:02.711	+2.067	11:33:08.510
3	1:01.933	+1.289	11:34:10.443
4	1:00.855	+0.211	11:35:11.298
5	1:00.681	+0.037	11:36:11.979
6	1:01.080	+0.436	11:37:13.059
7	1:01.027	+0.383	11:38:14.086
8	1:01.075	+0.431	11:39:15.161
9	1:00.644		11:40:15.805
10	1:01.059	+0.415	11:41:16.864

Clerk of the Course - Paul Fullerton

Orbits

Timekeepers - David Barr & Keith Mason

Results remain provisional until conclusion of technical/judicial matters

Signed:  (Chief Timekeeper)

Printed: 19/03/2022 11:52:30



Round 1, Ulster Kart Championships

Sorted on Laps

Bambino

Nutts Corner National Circuit 0.829 miles

Heat 1

19/03/2022 11:30

Race (5:00 and 1 Laps) started at 11:49:03

Pos	No.	Name	Laps	Total Tm	Diff	Gap	Best Tm	In Lap	2nd Best	Avg Tm
1	36	Ethan ROBINSON	5	7:00.067			1:21.968	3	1:22.082	1:23.612
2	33	Lewis HAZLETT	5	7:00.096	0.029	0.029	1:22.098	4	1:23.127	1:23.641
3	42	Jack HARNEY	5	7:08.390	8.323	8.294	1:23.931	3	1:23.959	1:25.091
4	75	Callum McVEIGH	5	7:11.539	11.472	3.149	1:24.549	2	1:24.579	1:25.801
5	24	Jessica WYLIE	5	7:56.866	56.799	45.327	1:33.389	3	1:33.680	1:34.706

Not classified

DNS 47 Myles PURCELL DNS 0

Margin of Victory	Avg. Speed	Best Lap Tm	Best Speed	Best Lap by
0.029	35.513	1:21.968	36.400	36 - Ethan ROBINSON

Clerk of the Course - Paul Fullerton

Orbits

Timekeepers - David Barr & Keith Mason

Results remain provisional until conclusion of technical/judicial matters

Signed: 

Chief
Timekeeper



Round 1, Ulster Kart Championships

Bambino

Nutts Corner National Circuit 0.829 miles

Heat 1

19/03/2022 11:30

Race (5:00 and 1 Laps) started at 11:49:03

Lap	Lap Tm	Diff	Time of Day	Lap	Lap Tm	Diff	Time of Day	Lap	Lap Tm	Diff	Time of Day
(36) Ethan ROBINSON											
1	1:28.159	+6.191	11:50:33.857								
2	1:22.605	+0.637	11:51:56.462								
3	1:21.968		11:53:18.430								
4	1:22.082	+0.114	11:54:40.512								
5	1:23.246	+1.278	11:56:03.758								
(33) Lewis HAZLETT											
1	1:26.588	+4.490	11:50:32.170								
2	1:23.127	+1.029	11:51:55.297								
3	1:23.203	+1.105	11:53:18.500								
4	1:22.098		11:54:40.598								
5	1:23.189	+1.091	11:56:03.787								
(42) Jack HARNEY											
1	1:28.658	+4.727	11:50:35.280								
2	1:23.959	+0.028	11:51:59.239								
3	1:23.931		11:53:23.170								
4	1:24.159	+0.228	11:54:47.329								
5	1:24.752	+0.821	11:56:12.081								
(75) Callum McVEIGH											
1	1:29.093	+4.544	11:50:35.316								
2	1:24.549		11:51:59.865								
3	1:25.378	+0.829	11:53:25.243								
4	1:24.579	+0.030	11:54:49.822								
5	1:25.408	+0.859	11:56:15.230								
(24) Jessica WYLIE											
1	1:38.184	+4.795	11:50:45.210								
2	1:33.844	+0.455	11:52:19.054								
3	1:33.389		11:53:52.443								
4	1:33.680	+0.291	11:55:26.123								
5	1:34.434	+1.045	11:57:00.557								


Clerk of the Course - Paul Fullerton

Orbits

Timekeepers - David Barr & Keith Mason

Results remain provisional until conclusion of technical/judicial matters

Signed:



(Chief Timekeeper)

Printed: 19/03/2022 12:00:20

Round 1, Ulster Kart Championships
Sorted on Laps

Senior Max

Nutts Corner National Circuit 0.829 miles

Heat 2

19/03/2022 11:45

Race (8:00 and 1 Laps) started at 11:58:57

Pos	No.	Name	Laps	Total Tm	Diff	Gap	Best Tm	In Lap	2nd Best	Avg Tm
Senior Max										
1	1	Conor McPOLIN	10	9:18.152			55.429	3	55.573	55.815
2	33	Pearse MURTAGH	10	9:27.226	9.074	9.074	56.210	2	56.340	56.653
3	35	James GILLILAND	10	9:28.107	9.955	0.881	56.166	4	56.224	56.756
4	61	Gary TURKINGTON	10	9:28.434	10.282	0.327	56.031	10	56.228	56.759
5	99	Lewis DUFF	10	9:29.039	10.887	0.605	56.272	4	56.370	56.843
6	43	Ben McFALL	10	9:30.007	11.855	0.968	55.984	5	56.089	56.949
7	36	Neville BELL	10	9:30.328	12.176	0.321	56.464	7	56.589	57.013
8	141	Zach ROGERS	10	9:30.966	12.814	0.638	56.585	5	56.621	57.088
9	16	Ellie-Anna McFALL	10	9:32.587	14.435	1.621	56.436	4	56.609	57.212
10	32	Gary BLAIR	10	9:33.028	14.876	0.441	56.437	4	56.521	57.301
11	12	Johnny CLYDE	10	9:35.269	17.117	2.241	56.526	3	57.046	57.510
12	26	Daniel CONLON	10	9:37.523	19.371	2.254	56.486	4	56.534	57.188
13	11	Philip MAGUIRE	10	9:39.760	21.608	2.237	57.238	3	57.279	57.934
14	24	Jason HETHERINGTON	10	9:40.704	22.552	0.944	57.129	3	57.187	57.986
15	31	Aaron WALKER	10	9:44.820	26.668	4.116	57.041	4	57.126	57.883

Not classified

DNS 56 Connor SMITH DNS 0

Senior Max 177

1	28	Marc VASEY	10	9:45.937			57.717	3	57.808	58.433
2	77	Samuel ALLEN	10	9:54.702	8.765	8.765	58.560	3	58.572	59.309

Announcements

Drivers No. 26 & 31: 5-sec penalty C2.3.4 (incorrectly positioned front fairing)

Margin of Victory	Avg. Speed	Best Lap Tm	Best Speed	Best Lap by
9.074	53.455	55.429	53.828	1 - Conor McPOLIN


Clerk of the Course - Paul Fullerton

Orbits

Timekeepers - David Barr & Keith Mason

Results remain provisional until conclusion of technical/judicial matters

Signed:



 Chief
Timekeeper

Round 1, Ulster Kart Championships

Senior Max

Nutts Corner National Circuit 0.829 miles

Heat 2

19/03/2022 11:45

Race (8:00 and 1 Laps) started at 11:58:57

Lap	Lap Tm	Diff	Time of Day
(1) Conor McPOLIN			
1	56.828	+1.399	11:59:54.404
2	55.586	+0.157	12:00:49.990
3	55.429		12:01:45.419
4	55.647	+0.218	12:02:41.066
5	55.730	+0.301	12:03:36.796
6	55.677	+0.248	12:04:32.473
7	55.573	+0.144	12:05:28.046
8	55.703	+0.274	12:06:23.749
9	55.957	+0.528	12:07:19.706
10	56.022	+0.593	12:08:15.728
(33) Pearse MURTAGH			
1	58.520	+2.310	11:59:56.791
2	56.210		12:00:53.001
3	56.370	+0.160	12:01:49.371
4	56.340	+0.130	12:02:45.711
5	56.457	+0.247	12:03:42.168
6	56.411	+0.201	12:04:38.579
7	56.489	+0.279	12:05:35.068
8	56.514	+0.304	12:06:31.582
9	56.720	+0.510	12:07:28.302
10	56.500	+0.290	12:08:24.802
(35) James GILLILAND			
1	59.139	+2.973	11:59:57.254
2	56.291	+0.125	12:00:53.545
3	56.484	+0.318	12:01:50.029
4	56.166		12:02:46.195
5	57.527	+1.361	12:03:43.722
6	56.499	+0.333	12:04:40.221
7	56.318	+0.152	12:05:36.539
8	56.568	+0.402	12:06:33.107
9	56.224	+0.058	12:07:29.331
10	56.352	+0.186	12:08:25.683
(61) Gary TURKINGTON			
1	59.611	+3.580	11:59:58.027
2	56.515	+0.484	12:00:54.542
3	56.524	+0.493	12:01:51.066
4	56.228	+0.197	12:02:47.294
5	56.557	+0.526	12:03:43.851
6	56.439	+0.408	12:04:40.290
7	56.358	+0.327	12:05:36.648
8	56.989	+0.958	12:06:33.637
9	56.342	+0.311	12:07:29.979
10	56.031		12:08:26.010
(99) Lewis DUFF			
1	59.768	+3.496	11:59:57.950
2	56.384	+0.112	12:00:54.334
3	56.460	+0.188	12:01:50.794
4	56.272		12:02:47.066
5	56.370	+0.098	12:03:43.436
6	56.510	+0.238	12:04:39.946
7	56.375	+0.103	12:05:36.321
8	56.666	+0.394	12:06:32.987
9	56.951	+0.679	12:07:29.938
10	56.677	+0.405	12:08:26.615
(43) Ben McFALL			
1	1:00.284	+4.300	11:59:58.370
2	56.793	+0.809	12:00:55.163
3	56.422	+0.438	12:01:51.585
4	56.468	+0.484	12:02:48.053

Lap	Lap Tm	Diff	Time of Day
5	55.984		12:03:44.037
6	56.656	+0.672	12:04:40.693
7	56.133	+0.149	12:05:36.826
8	57.943	+1.959	12:06:34.769
9	56.089	+0.105	12:07:30.858
10	56.725	+0.741	12:08:27.583
(36) Neville BELL			
1	58.537	+2.073	11:59:56.303
2	56.643	+0.179	12:00:52.946
3	57.011	+0.547	12:01:49.957
4	56.628	+0.164	12:02:46.585
5	56.656	+0.192	12:03:43.241
6	56.589	+0.125	12:04:39.830
7	56.464		12:05:36.294
8	57.331	+0.867	12:06:33.625
9	56.784	+0.320	12:07:30.409
10	57.495	+1.031	12:08:27.904
(141) Zach ROGERS			
1	58.810	+2.225	11:59:56.471
2	56.973	+0.388	12:00:53.444
3	56.710	+0.125	12:01:50.154
4	56.621	+0.036	12:02:46.775
5	56.585		12:03:43.360
6	57.286	+0.701	12:04:40.646
7	56.978	+0.393	12:05:37.624
8	56.851	+0.266	12:06:34.475
9	57.188	+0.603	12:07:31.663
10	56.879	+0.294	12:08:28.542
(16) Ellie-Anna McFALL			
1	59.929	+3.493	11:59:57.969
2	57.153	+0.717	12:00:55.122
3	57.054	+0.618	12:01:52.176
4	56.436		12:02:48.612
5	57.399	+0.963	12:03:46.011
6	56.733	+0.297	12:04:42.744
7	56.609	+0.173	12:05:39.353
8	56.768	+0.332	12:06:36.121
9	56.627	+0.246	12:07:32.803
10	57.360	+0.924	12:08:30.163
(32) Gary BLAIR			
1	58.224	+1.787	11:59:55.817
2	56.907	+0.470	12:00:52.724
3	56.941	+0.504	12:01:49.665
4	56.437		12:02:46.102
5	1:00.324	+3.887	12:03:46.426
6	56.535	+0.098	12:04:42.961
7	57.100	+0.663	12:05:40.061
8	57.341	+0.904	12:06:37.402
9	56.681	+0.244	12:07:34.083
10	56.521	+0.084	12:08:30.604
(12) Johnny CLYDE			
1	59.319	+2.793	11:59:57.064
2	57.152	+0.626	12:00:54.216
3	56.526		12:01:50.742
4	57.537	+1.011	12:02:48.279
5	57.046	+0.520	12:03:45.325
6	57.203	+0.677	12:04:42.528
7	57.469	+0.943	12:05:39.997
8	58.053	+1.527	12:06:38.050
9	57.223	+0.697	12:07:35.273
10	57.572	+1.046	12:08:32.845

Lap	Lap Tm	Diff	Time of Day
(26) Daniel CONLON			
1	1:00.429	+3.943	11:59:58.639
2	57.021	+0.535	12:00:55.660
3	56.596	+0.110	12:01:52.256
4	56.486		12:02:48.742
5	57.749	+1.263	12:03:46.491
6	56.629	+0.143	12:04:43.120
7	57.012	+0.526	12:05:40.132
8	56.841	+0.355	12:06:36.973
9	56.534	+0.048	12:07:33.507
10	56.592	+0.106	12:08:30.099
(11) Philip MAGUIRE			
1	1:01.442	+4.204	11:59:59.436
2	57.483	+0.245	12:00:56.919
3	57.238		12:01:54.157
4	57.279	+0.041	12:02:51.436
5	57.357	+0.119	12:03:48.793
6	57.469	+0.231	12:04:46.262
7	57.331	+0.093	12:05:43.593
8	58.608	+1.370	12:06:42.201
9	57.425	+0.187	12:07:39.626
10	57.710	+0.472	12:08:37.336
(24) Jason HETHERINGTON			
1	1:01.451	+4.322	11:59:59.870
2	57.497	+0.388	12:00:57.367
3	57.129		12:01:54.496
4	57.307	+0.178	12:02:51.803
5	57.187	+0.058	12:03:48.990
6	58.044	+0.915	12:04:47.034
7	57.503	+0.374	12:05:44.537
8	57.949	+0.820	12:06:42.486
9	57.637	+0.508	12:07:40.123
10	58.157	+1.028	12:08:38.280
(31) Aaron WALKER			
1	1:01.559	+4.518	12:00:00.122
2	57.548	+0.507	12:00:57.670
3	57.298	+0.257	12:01:54.968
4	57.041		12:02:52.009
5	57.154	+0.113	12:03:49.163
6	57.423	+0.382	12:04:46.586
7	57.126	+0.085	12:05:43.712
8	58.597	+1.556	12:06:42.309
9	57.385	+0.344	12:07:39.694
10	57.702	+0.661	12:08:37.396
(28) Marc VASEY			
1	1:01.567	+3.850	12:00:00.743
2	58.140	+0.423	12:00:58.883
3	57.717		12:01:56.600
4	57.808	+0.091	12:02:54.408
5	58.012	+0.295	12:03:52.420
6	58.085	+0.368	12:04:50.505
7	58.005	+0.288	12:05:48.510
8	58.140	+0.423	12:06:46.650
9	58.004	+0.287	12:07:44.654
10	58.859	+1.142	12:08:43.513
(77) Samuel ALLEN			
1	1:02.567	+4.007	12:00:01.747
2	58.572	+0.012	12:01:00.319
3	58.560		12:01:58.879
4	58.946	+0.386	12:02:57.825

Clerk of the Course - Paul Fullerton

Orbits

Timekeepers - David Barr & Keith Mason

Results remain provisional until conclusion of technical/judicial matters

Signed:  (Chief Timekeeper)

Round 1, Ulster Kart Championships

Senior Max

Nutts Corner National Circuit 0.829 miles

Heat 2

19/03/2022 11:45

Race (8:00 and 1 Laps) started at 11:58:57

Lap	Lap Tm	Diff	Time of Day
5	58.973	+0.413	12:03:56.798
6	58.983	+0.423	12:04:55.781
7	59.101	+0.541	12:05:54.882
8	59.139	+0.579	12:06:54.021
9	58.934	+0.374	12:07:52.955
10	59.323	+0.763	12:08:52.278

Lap	Lap Tm	Diff	Time of Day
-----	--------	------	-------------

Lap	Lap Tm	Diff	Time of Day
-----	--------	------	-------------

Round 1, Ulster Kart Championships (SK)
Sorted on Laps

125cc Superkarts

Nutts Corner (SK) 0.784 miles

Race 2

19/03/2022 12:10

Race (8:00 and 1 Laps) started at 12:16:34

Pos	No.	Name	Laps	Total Tm	Diff	Gap	Best Tm	In Lap	2nd Best	Avg Tm
1	55	Ross WITHEROW	14	8:41.826			36.597	9	36.691	37.259
2	22	Kevin SHINE	14	8:41.958	0.132	0.132	36.709	12	36.750	37.245
3	39	Ian WALSH	14	8:49.422	7.596	7.464	36.558	9	36.707	37.788
4	43	Brian JONES	14	8:52.260	10.434	2.838	37.344	13	37.414	37.966
5	17	Scott GREENAWAY	14	8:57.699	15.873	5.439	37.707	4	37.720	38.352
6	25	Noel LINDSAY	14	9:01.934	20.108	4.235	37.932	11	38.075	38.679
Not classified										
DNF	40	Aaron NEWELL	1	39.298	DNF		39.298	1		39.298

Margin of Victory	Avg. Speed	Best Lap Tm	Best Speed	Best Lap by
0.132	75.722	36.558	77.203	39 - Ian WALSH


Clerk of the Course - Paul Fullerton

Orbits

Timekeepers - David Barr & Keith Mason

Results remain provisional until conclusion of technical/judicial matters

Signed:



 Chief
 Timekeeper

Round 1, Ulster Kart Championships (SK)

125cc Superkarts

Nutts Corner (SK) 0.784 miles

Race 2

19/03/2022 12:10

Race (8:00 and 1 Laps) started at 12:16:34

Lap	Lap Tm	Diff	Time of Day	Lap	Lap Tm	Diff	Time of Day	Lap	Lap Tm	Diff	Time of Day
(55) Ross WITHEROW											
1	39.477	+2.880	12:17:14.577	1	40.683	+2.976	12:17:16.361				
2	37.885	+1.288	12:17:52.462	2	39.367	+1.660	12:17:55.728				
3	37.419	+0.822	12:18:29.881	3	38.124	+0.417	12:18:33.852				
4	37.585	+0.988	12:19:07.466	4	37.707		12:19:11.559				
5	37.081	+0.484	12:19:44.547	5	37.900	+0.193	12:19:49.459				
6	36.897	+0.300	12:20:21.444	6	38.463	+0.756	12:20:27.922				
7	36.713	+0.116	12:20:58.157	7	37.841	+0.134	12:21:05.763				
8	37.644	+1.047	12:21:35.801	8	37.720	+0.013	12:21:43.483				
9	36.597		12:22:12.398	9	37.809	+0.102	12:22:21.292				
10	36.691	+0.094	12:22:49.089	10	37.951	+0.244	12:22:59.243				
11	37.044	+0.447	12:23:26.133	11	37.856	+0.149	12:23:37.099				
12	36.702	+0.105	12:24:02.835	12	38.503	+0.796	12:24:15.602				
13	36.955	+0.358	12:24:39.790	13	38.432	+0.725	12:24:54.034				
14	36.947	+0.350	12:25:16.737	14	38.576	+0.869	12:25:32.610				
(22) Kevin SHINE											
1	39.557	+2.848	12:17:14.989								
2	37.570	+0.861	12:17:52.559								
3	37.385	+0.676	12:18:29.944								
4	37.686	+0.977	12:19:07.630								
5	37.071	+0.362	12:19:44.701								
6	36.757	+0.048	12:20:21.458								
7	36.753	+0.044	12:20:58.211								
8	36.750	+0.041	12:21:34.961								
9	36.871	+0.162	12:22:11.832								
10	37.257	+0.548	12:22:49.089								
11	37.092	+0.383	12:23:26.181								
12	36.709		12:24:02.890								
13	36.953	+0.244	12:24:39.843								
14	37.026	+0.317	12:25:16.869								
(39) Ian WALSH											
1	39.691	+3.133	12:17:14.983								
2	38.118	+1.560	12:17:53.101								
3	37.208	+0.650	12:18:30.309								
4	37.285	+0.727	12:19:07.594								
5	37.028	+0.470	12:19:44.622								
6	37.069	+0.511	12:20:21.691								
7	36.968	+0.410	12:20:58.659								
8	36.707	+0.149	12:21:35.366								
9	36.558		12:22:11.924								
10	37.636	+1.078	12:22:49.560								
11	38.566	+2.008	12:23:28.126								
12	39.202	+2.644	12:24:07.328								
13	38.577	+2.019	12:24:45.905								
14	38.428	+1.870	12:25:24.333								
(43) Brian JONES											
1	41.363	+4.019	12:17:16.999								
2	39.310	+1.966	12:17:56.309								
3	38.183	+0.839	12:18:34.492								
4	37.488	+0.144	12:19:11.980								
5	37.645	+0.301	12:19:49.625								
6	38.026	+0.682	12:20:27.651								
7	37.508	+0.164	12:21:05.159								
8	37.458	+0.114	12:21:42.617								
9	37.414	+0.070	12:22:20.031								
10	37.472	+0.128	12:22:57.503								
11	37.418	+0.074	12:23:34.921								
12	37.484	+0.140	12:24:12.405								
13	37.344		12:24:49.749								
14	37.422	+0.078	12:25:27.171								
(17) Scott GREENAWAY											

Clerk of the Course - Paul Fullerton Orbits

Timekeepers - David Barr & Keith Mason

Results remain provisional until conclusion of technical/judicial matters

Signed:  (Chief Timekeeper)



Round 1, Ulster Kart Championships
Sorted on Laps

Iame/Honda Cadet

Nutts Corner National Circuit 0.829 miles

Heat 3

19/03/2022 13:30

Race (8:00 and 1 Laps) started at 12:35:17

Pos	No.	Name	Laps	Total Tm	Diff	Gap	Best Tm	In Lap	2nd Best	Avg Tm
Honda Cadet										
1	17	Charlie CONDY	9	10:20.231			1:07.262	4	1:07.347	1:07.662
2	18	Archie CONDY	9	10:24.493	4.262	4.262	1:07.693	4	1:07.774	1:08.142
3	29	Noah McFARLANE	9	10:28.194	7.963	3.701	1:07.742	3	1:07.832	1:08.479
4	46	Evan PURCELL	9	10:28.290	8.059	0.096	1:07.732	9	1:07.866	1:08.466
5	36	Declan NOBLE	9	10:28.602	8.371	0.312	1:07.749	9	1:07.920	1:08.548
6	11	Ryan ARTHUR	9	10:31.952	11.721	3.350	1:08.229	6	1:08.264	1:08.934
7	IGP	Joel MURPHY	9	10:32.316	12.085	0.364	1:07.080	9	1:07.115	1:08.439
8	54	Max COLBERT	9	10:39.393	19.162	7.077	1:08.586	4	1:08.852	1:09.665
9	35	Harry MONTGOMERY	9	10:39.528	19.297	0.135	1:08.403	4	1:08.898	1:09.742
10	25	Joshua WYLIE	9	10:40.305	20.074	0.777	1:08.736	4	1:09.010	1:09.891
11	19	Conan WARNOCK	9	10:40.421	20.190	0.116	1:08.118	6	1:08.287	1:09.869
12	99	Travis BAILIE	9	10:40.959	20.728	0.538	1:08.562	4	1:08.898	1:09.851
13	32	Harry McDOWELL	9	10:45.185	24.954	4.226	1:08.354	4	1:08.419	1:09.801

Iame Cadet										
1	77	Kenzie McNALLY	9	10:00.359			1:05.454	3	1:05.668	1:06.701
2	31	Jason PARK	9	10:05.079	4.720	4.720	1:05.452	3	1:05.671	1:06.664
3	94	James LOGAN	9	10:08.556	8.197	3.477	1:07.092	9	1:07.120	1:07.617
4	193	Andie STEWART	9	10:15.991	15.632	7.435	1:07.522	3	1:07.593	1:08.415
5	93	Johnston STEWART	9	10:18.109	17.750	2.118	1:07.909	3	1:08.059	1:08.619

Announcements

Drivers No. 31, IGP & 32: 5-sec penalty C2.3.4 (incorrectly positioned front fairing)

Margin of Victory	Avg. Speed	Best Lap Tm	Best Speed	Best Lap by
4.720	44.727	1:05.452	45.585	31 - Jason PARK


Clerk of the Course - Paul Fullerton

Orbits

Timekeepers - David Barr & Keith Mason

Results remain provisional until conclusion of technical/judicial matters

Signed:



 Chief
 Timekeeper

Round 1, Ulster Kart Championships

Iame/Honda Cadet

Nutts Corner National Circuit 0.829 miles

Heat 3

19/03/2022 13:30

Race (8:00 and 1 Laps) started at 12:35:17

Lap	Lap Tm	Diff	Time of Day
(77) Kenzie McNALLY			
1	1:08.766	+3.312	12:36:26.739
2	1:05.991	+0.537	12:37:32.730
3	1:05.454		12:38:38.184
4	1:05.668	+0.214	12:39:43.852
5	1:05.806	+0.352	12:40:49.658
6	1:06.208	+0.754	12:41:55.866
7	1:06.351	+0.897	12:43:02.217
8	1:07.459	+2.005	12:44:09.676
9	1:08.612	+3.158	12:45:18.288

(31) Jason PARK			
1	1:08.781	+3.329	12:36:26.808
2	1:05.985	+0.533	12:37:32.793
3	1:05.452		12:38:38.245
4	1:05.671	+0.219	12:39:43.916
5	1:05.804	+0.352	12:40:49.720
6	1:06.026	+0.574	12:41:55.746
7	1:06.445	+0.993	12:43:02.191
8	1:07.597	+2.145	12:44:09.788
9	1:08.220	+2.768	12:45:18.008

(94) James LOGAN			
1	1:09.661	+2.569	12:36:27.590
2	1:07.741	+0.649	12:37:35.331
3	1:07.120	+0.028	12:38:42.451
4	1:07.680	+0.588	12:39:50.131
5	1:07.161	+0.069	12:40:57.292
6	1:07.468	+0.376	12:42:04.760
7	1:07.204	+0.112	12:43:11.964
8	1:07.429	+0.337	12:44:19.393
9	1:07.092		12:45:26.485

(193) Andie STEWART			
1	1:09.462	+1.940	12:36:27.647
2	1:07.907	+0.385	12:37:35.554
3	1:07.522		12:38:43.076
4	1:07.593	+0.071	12:39:50.669
5	1:07.662	+0.140	12:40:58.331
6	1:08.358	+0.836	12:42:06.689
7	1:08.973	+1.451	12:43:15.662
8	1:08.951	+1.429	12:44:24.613
9	1:09.307	+1.785	12:45:33.920

(93) Johnston STEWART			
1	1:10.128	+2.219	12:36:28.592
2	1:08.059	+0.150	12:37:36.651
3	1:07.909		12:38:44.560
4	1:08.213	+0.304	12:39:52.773
5	1:08.274	+0.365	12:41:01.047
6	1:08.552	+0.643	12:42:09.599
7	1:08.896	+0.987	12:43:18.495
8	1:08.659	+0.750	12:44:27.154
9	1:08.884	+0.975	12:45:36.038

(17) Charlie CONDY			
1	1:08.913	+1.651	12:36:38.109
2	1:07.645	+0.383	12:37:45.754
3	1:07.518	+0.256	12:38:53.272
4	1:07.262		12:40:00.534
5	1:07.566	+0.304	12:41:08.100
6	1:07.635	+0.373	12:42:15.735
7	1:07.347	+0.085	12:43:23.082
8	1:07.649	+0.387	12:44:30.731
9	1:07.429	+0.167	12:45:38.160

(18) Archie CONDY			
1	1:09.613	+1.920	12:36:38.755
2	1:07.976	+0.283	12:37:46.731
3	1:07.797	+0.104	12:38:54.528
4	1:07.693		12:40:02.221
5	1:07.774	+0.081	12:41:09.995
6	1:08.116	+0.423	12:42:18.111
7	1:07.880	+0.187	12:43:25.991
8	1:08.225	+0.532	12:44:34.216
9	1:08.206	+0.513	12:45:42.422

(29) Noah McFARLANE			
1	1:11.541	+3.799	12:36:41.348
2	1:08.159	+0.417	12:37:49.507
3	1:07.742		12:38:57.249
4	1:07.894	+0.152	12:40:05.143
5	1:07.875	+0.133	12:41:13.018
6	1:08.434	+0.692	12:42:21.452
7	1:08.196	+0.454	12:43:29.648
8	1:08.643	+0.901	12:44:38.291
9	1:07.832	+0.090	12:45:46.123

(46) Evan PURCELL			
1	1:10.516	+2.784	12:36:40.533
2	1:08.365	+0.633	12:37:48.898
3	1:08.272	+0.540	12:38:57.170
4	1:07.898	+0.166	12:40:05.068
5	1:07.866	+0.134	12:41:12.934
6	1:08.568	+0.836	12:42:21.502
7	1:08.221	+0.489	12:43:29.723
8	1:08.764	+1.032	12:44:38.487
9	1:07.732		12:45:46.219

(36) Declan NOBLE			
1	1:10.521	+2.772	12:36:40.119
2	1:08.462	+0.713	12:37:48.581
3	1:08.261	+0.512	12:38:56.842
4	1:08.157	+0.408	12:40:04.999
5	1:07.920	+0.171	12:41:12.919
6	1:08.740	+0.991	12:42:21.659
7	1:08.330	+0.581	12:43:29.989
8	1:08.793	+1.044	12:44:38.782
9	1:07.749		12:45:46.531

(11) Ryan ARTHUR			
1	1:10.840	+2.611	12:36:40.308
2	1:09.688	+1.459	12:37:49.996
3	1:08.810	+0.581	12:38:58.806
4	1:08.841	+0.612	12:40:07.647
5	1:08.676	+0.447	12:41:16.323
6	1:08.229		12:42:24.552
7	1:08.562	+0.333	12:43:33.114
8	1:08.503	+0.274	12:44:41.617
9	1:08.264	+0.035	12:45:49.881

(IGP) Joel MURPHY			
1	1:16.696	+9.616	12:36:45.982
2	1:07.172	+0.092	12:37:53.154
3	1:08.626	+1.546	12:39:01.780
4	1:07.181	+0.101	12:40:08.961
5	1:07.191	+0.111	12:41:16.152
6	1:07.126	+0.046	12:42:23.278
7	1:07.115	+0.035	12:43:30.393
8	1:07.772	+0.692	12:44:38.165
9	1:07.080		12:45:45.245

(54) Max COLBERT			
1	1:11.052	+2.466	12:36:41.388
2	1:10.467	+1.881	12:37:51.855
3	1:09.792	+1.206	12:39:01.647
4	1:08.586		12:40:10.233
5	1:09.752	+1.166	12:41:19.985
6	1:09.152	+0.566	12:42:29.137
7	1:10.016	+1.430	12:43:39.153
8	1:09.317	+0.731	12:44:48.470
9	1:08.852	+0.266	12:45:57.322

(35) Harry MONTGOMERY			
1	1:12.582	+4.179	12:36:42.357
2	1:09.674	+1.271	12:37:52.031
3	1:09.941	+1.538	12:39:01.972
4	1:08.403		12:40:10.375
5	1:09.835	+1.432	12:41:20.210
6	1:09.080	+0.677	12:42:29.290
7	1:10.220	+1.817	12:43:39.510
8	1:09.049	+0.646	12:44:48.559
9	1:08.898	+0.495	12:45:57.457

(25) Joshua WYLIE			
1	1:13.884	+5.148	12:36:43.092
2	1:09.119	+0.383	12:37:52.211
3	1:09.859	+1.123	12:39:02.070
4	1:08.736		12:40:10.806
5	1:09.500	+0.764	12:41:20.306
6	1:09.051	+0.315	12:42:29.357
7	1:10.264	+1.528	12:43:39.621
8	1:09.010	+0.274	12:44:48.631
9	1:09.603	+0.867	12:45:58.234

(19) Conan WARNOCK			
1	1:17.877	+9.759	12:36:47.402
2	1:09.319	+1.201	12:37:56.721
3	1:09.178	+1.060	12:39:05.899
4	1:09.340	+1.222	12:40:15.239
5	1:08.287	+0.169	12:41:23.526
6	1:08.118		12:42:31.644
7	1:08.608	+0.490	12:43:40.252
8	1:09.347	+1.229	12:44:49.599
9	1:08.751	+0.633	12:45:58.350

(99) Travis BAILIE			
1	1:13.037	+4.475	12:36:43.263
2	1:09.880	+1.318	12:37:53.143
3	1:09.349	+0.787	12:39:02.492
4	1:08.562		12:40:11.054
5	1:09.475	+0.913	12:41:20.529
6	1:09.422	+0.860	12:42:29.951
7	1:10.111	+1.549	12:43:40.062
8	1:09.928	+1.366	12:44:49.990
9	1:08.898	+0.336	12:45:58.888

(32) Harry McDOWELL			
1	1:17.313	+8.959	12:36:47.211
2	1:09.647	+1.293	12:37:56.858
3	1:09.149	+0.795	12:39:06.007
4	1:08.354		12:40:14.361
5	1:08.419	+0.065	12:41:22.780
6	1:08.475	+0.121	12:42:31.255
7	1:08.836	+0.482	12:43:40.091
8	1:08.708	+0.354	12:44:48.799
9	1:09.315	+0.961	12:45:58.114


Clerk of the Course - Paul Fullerton

Orbits

Timekeepers - David Barr & Keith Mason

Results remain provisional until conclusion of technical/judicial matters

Signed:



(Chief Timekeeper)

Printed: 19/03/2022 12:56:22

Round 1, Ulster Kart Championships
Sorted on Laps

Junior/Mini Max

Nutts Corner National Circuit 0.829 miles

Heat 3

19/03/2022 13:45

Race (8:00 and 1 Laps) started at 12:47:49

Pos	No.	Name	Laps	Total Tm	Diff	Gap	Best Tm	In Lap	2nd Best	Avg Tm
Junior Max										
1	46	Bobby Joe McFALL	10	9:35.743			57.062	8	57.169	57.556
2	72	Gavin DEWART	10	9:37.477	1.734	1.734	57.066	8	57.098	57.719
3	20	Jack MURTAGH	10	9:39.069	3.326	1.592	57.098	3	57.205	57.885
4	34	Peter GILLILAND	10	9:40.796	5.053	1.727	57.670	3	57.671	58.079
5	36	Joe GARDINER	10	9:42.017	6.274	1.221	57.448	8	57.482	58.186
6	11	James GREER	10	9:47.763	12.020	5.746	57.894	5	57.920	58.748
7	33	Joseph McMAHON	10	9:48.702	12.959	0.939	57.340	10	57.558	58.328
8	42	Edward McDONNELL	10	10:01.814	26.071	13.112	59.055	3	59.313	1:00.176
9	19	Adam McGIVERN	10	10:17.969	42.226	16.155	1:00.756	3	1:00.768	1:01.719
10	48	Finlay BROWN	8	7:48.437	2 Laps	2 Laps	57.602	5	57.606	58.509
11	14	Carter KELLY	8	7:48.789	2 Laps	0.352	57.617	4	57.793	58.541
Mini Max										
1	22	Cole McFADDEN BIGGERSTAFF	10	10:24.175			1:00.985	8	1:01.105	1:01.721
2	88	Lewis ARTHUR	10	10:35.384	11.209	11.209	1:02.168	7	1:02.210	1:02.830
Not classified										
DNS	55	Dennis CHERRY			DNS			0		

Announcements

Driver No. 33: 5-sec penalty C2.3.4 (incorrectly positioned front fairing)

Margin of Victory	Avg. Speed	Best Lap Tm	Best Speed	Best Lap by
1.734	51.822	57.062	52.287	46 - Bobby Joe McFALL


Clerk of the Course - Paul Fullerton

Orbits

Timekeepers - David Barr & Keith Mason

Results remain provisional until conclusion of technical/judicial matters

Signed:



 Chief
Timekeeper

Round 1, Ulster Kart Championships

Junior/Mini Max

Nutts Corner National Circuit 0.829 miles

Heat 3

19/03/2022 13:45

Race (8:00 and 1 Laps) started at 12:47:49

Lap	Lap Tm	Diff	Time of Day
(46) Bobby Joe McFALL			
1	1:00.186	+3.124	12:48:50.128
2	57.429	+0.367	12:49:47.557
3	57.197	+0.135	12:50:44.754
4	57.439	+0.377	12:51:42.193
5	57.226	+0.164	12:52:39.419
6	57.169	+0.107	12:53:36.588
7	57.302	+0.240	12:54:33.890
8	57.062		12:55:30.952
9	57.286	+0.224	12:56:28.238
10	57.270	+0.208	12:57:25.508

Lap	Lap Tm	Diff	Time of Day
(72) Gavin DEWART			
1	1:00.548	+3.482	12:48:50.591
2	57.444	+0.378	12:49:48.035
3	57.098	+0.032	12:50:45.133
4	57.820	+0.754	12:51:42.953
5	57.183	+0.117	12:52:40.136
6	57.467	+0.401	12:53:37.603
7	57.913	+0.847	12:54:35.516
8	57.066		12:55:32.582
9	57.261	+0.195	12:56:29.843
10	57.399	+0.333	12:57:27.242

Lap	Lap Tm	Diff	Time of Day
(20) Jack MURTAGH			
1	1:00.543	+3.445	12:48:50.521
2	57.233	+0.135	12:49:47.754
3	57.098		12:50:44.852
4	57.957	+0.859	12:51:42.809
5	57.205	+0.107	12:52:40.014
6	57.383	+0.285	12:53:37.397
7	58.775	+1.677	12:54:36.172
8	57.345	+0.247	12:55:33.517
9	57.582	+0.484	12:56:31.099
10	57.735	+0.637	12:57:28.834

Lap	Lap Tm	Diff	Time of Day
(34) Peter GILLILAND			
1	59.143	+1.473	12:48:48.908
2	58.030	+0.360	12:49:46.938
3	57.670		12:50:44.608
4	59.077	+1.407	12:51:43.685
5	57.671	+0.001	12:52:41.356
6	57.940	+0.270	12:53:39.296
7	57.857	+0.187	12:54:37.153
8	57.678	+0.008	12:55:34.831
9	57.838	+0.168	12:56:32.669
10	57.892	+0.222	12:57:30.561

Lap	Lap Tm	Diff	Time of Day
(36) Joe GARDINER			
1	1:03.431	+5.983	12:48:53.348
2	57.812	+0.364	12:49:51.160
3	57.706	+0.258	12:50:48.866
4	57.510	+0.062	12:51:46.376
5	57.580	+0.132	12:52:43.956
6	57.499	+0.051	12:53:41.455
7	57.692	+0.244	12:54:39.147
8	57.448		12:55:36.595
9	57.482	+0.034	12:56:34.077
10	57.705	+0.257	12:57:31.782

Lap	Lap Tm	Diff	Time of Day
(11) James GREER			
1	1:03.849	+5.955	12:48:53.896
2	58.319	+0.425	12:49:52.215
3	57.920	+0.026	12:50:50.135
4	58.332	+0.438	12:51:48.467

Lap	Lap Tm	Diff	Time of Day
5	57.894		12:52:46.361
6	58.160	+0.266	12:53:44.521
7	58.229	+0.335	12:54:42.750
8	58.321	+0.427	12:55:41.071
9	58.349	+0.455	12:56:39.420
10	58.108	+0.214	12:57:37.528

Lap	Lap Tm	Diff	Time of Day
(33) Joseph McMAHON			
1	1:02.910	+5.570	12:48:53.092
2	58.332	+0.992	12:49:51.424
3	57.949	+0.609	12:50:49.373
4	57.659	+0.319	12:51:47.032
5	57.558	+0.218	12:52:44.590
6	58.373	+1.033	12:53:42.963
7	57.652	+0.312	12:54:40.615
8	57.802	+0.462	12:55:38.417
9	57.710	+0.370	12:56:36.127
10	57.340		12:57:33.467

Lap	Lap Tm	Diff	Time of Day
(42) Edward McDONNELL			
1	1:05.325	+6.270	12:48:55.140
2	59.489	+0.434	12:49:54.629
3	59.055		12:50:53.684
4	1:00.542	+1.487	12:51:54.226
5	59.857	+0.802	12:52:54.083
6	59.313	+0.258	12:53:53.396
7	59.352	+0.297	12:54:52.748
8	59.422	+0.367	12:55:52.170
9	59.569	+0.514	12:56:51.739
10	59.840	+0.785	12:57:51.579

Lap	Lap Tm	Diff	Time of Day
(19) Adam McGIVERN			
1	1:05.354	+4.598	12:48:55.889
2	1:01.627	+0.871	12:49:57.516
3	1:00.756		12:50:58.272
4	1:00.861	+0.105	12:51:59.133
5	1:00.933	+0.177	12:53:00.066
6	1:01.013	+0.257	12:54:01.079
7	1:00.768	+0.012	12:55:01.847
8	1:00.942	+0.186	12:56:02.789
9	1:02.932	+2.176	12:57:05.721
10	1:02.013	+1.257	12:58:07.734

Lap	Lap Tm	Diff	Time of Day
(22) Cole McFADDEN BIGGERSTAFF			
1	1:04.965	+3.980	12:49:01.694
2	1:02.201	+1.216	12:50:03.895
3	1:01.485	+0.500	12:51:05.380
4	1:01.375	+0.390	12:52:06.755
5	1:01.203	+0.218	12:53:07.958
6	1:01.374	+0.389	12:54:09.332
7	1:01.217	+0.232	12:55:10.549
8	1:00.985		12:56:11.534
9	1:01.105	+0.120	12:57:12.639
10	1:01.301	+0.316	12:58:13.940

Lap	Lap Tm	Diff	Time of Day
(88) Lewis ARTHUR			
1	1:05.798	+3.630	12:49:02.646
2	1:03.387	+1.219	12:50:06.033
3	1:03.116	+0.948	12:51:09.149
4	1:02.210	+0.042	12:52:11.359
5	1:02.452	+0.284	12:53:13.811
6	1:02.301	+0.133	12:54:16.112
7	1:02.168		12:55:18.280
8	1:02.227	+0.059	12:56:20.507
9	1:02.410	+0.242	12:57:22.917
10	1:02.232	+0.064	12:58:25.149


Clerk of the Course - Paul Fullerton

Orbits

Timekeepers - David Barr & Keith Mason

Results remain provisional until conclusion of technical/judicial matters

Signed:



(Chief Timekeeper)

Printed: 19/03/2022 13:17:58

Round 1, Ulster Kart Championships

Sorted on Laps

Bambino

Nutts Corner National Circuit 0.829 miles

Heat 2

19/03/2022 13:40

Race (5:00 and 1 Laps) started at 13:39:34

Pos	No.	Name	Laps	Total Tm	Diff	Gap	Best Tm	In Lap	2nd Best	Avg Tm
1	36	Ethan ROBINSON	5	6:57.840			1:21.528	2	1:22.538	1:23.291
2	33	Lewis HAZLETT	5	6:57.933	0.093	0.093	1:21.853	2	1:22.608	1:23.182
3	42	Jack HARNEY	5	7:08.361	10.521	10.428	1:23.570	2	1:24.432	1:25.167
4	75	Callum McVEIGH	5	7:11.740	13.900	3.379	1:24.650	3	1:24.774	1:25.867
5	47	Myles PURCELL	5	7:53.523	55.683	41.783	1:31.868	4	1:32.754	1:34.088
6	24	Jessica WYLIE	2	3:16.938	3 Laps	3 Laps	1:35.928	2	1:37.993	1:36.960

Margin of Victory	Avg. Speed	Best Lap Tm	Best Speed	Best Lap by
0.093	35.703	1:21.528	36.596	36 - Ethan ROBINSON


Clerk of the Course - Paul Fullerton

Orbits

Timekeepers - David Barr & Keith Mason

Results remain provisional until conclusion of technical/judicial matters

Signed:



Chief
Timekeeper



Round 1, Ulster Kart Championships

Bambino

Nutts Corner National Circuit 0.829 miles

Heat 2

19/03/2022 13:40

Race (5:00 and 1 Laps) started at 13:39:34

Lap	Lap Tm	Diff	Time of Day	Lap	Lap Tm	Diff	Time of Day	Lap	Lap Tm	Diff	Time of Day
(36) Ethan ROBINSON											
1	1:26.854	+5.326	13:41:03.141								
2	1:21.528		13:42:24.669								
3	1:22.627	+1.099	13:43:47.296								
4	1:22.911	+1.383	13:45:10.207								
5	1:22.538	+1.010	13:46:32.745								
(33) Lewis HAZLETT											
1	1:25.794	+3.941	13:41:02.721								
2	1:21.853		13:42:24.574								
3	1:22.676	+0.823	13:43:47.250								
4	1:22.980	+1.127	13:45:10.230								
5	1:22.608	+0.755	13:46:32.838								
(42) Jack HARNEY											
1	1:28.326	+4.756	13:41:05.754								
2	1:23.570		13:42:29.324								
3	1:24.699	+1.129	13:43:54.023								
4	1:24.811	+1.241	13:45:18.834								
5	1:24.432	+0.862	13:46:43.266								
(75) Callum McVEIGH											
1	1:28.412	+3.762	13:41:05.718								
2	1:25.191	+0.541	13:42:30.909								
3	1:24.650		13:43:55.559								
4	1:24.774	+0.124	13:45:20.333								
5	1:26.312	+1.662	13:46:46.645								
(47) Myles PURCELL											
1	1:34.380	+2.512	13:41:12.366								
2	1:32.754	+0.886	13:42:45.120								
3	1:35.734	+3.866	13:44:20.854								
4	1:31.868		13:45:52.722								
5	1:35.706	+3.838	13:47:28.428								
(24) Jessica WYLIE											
1	1:37.993	+2.065	13:41:15.915								
2	1:35.928		13:42:51.843								


Clerk of the Course - Paul Fullerton

Orbits

Timekeepers - David Barr & Keith Mason

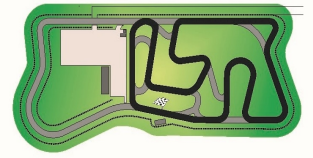
Results remain provisional until conclusion of technical/judicial matters

Signed:



(Chief Timekeeper)

Printed: 19/03/2022 13:51:13


Round 1, Ulster Kart Championships
Sorted on Laps

Senior Max

Nutts Corner National Circuit 0.829 miles

Heat 3

19/03/2022 13:55

Race (8:00 and 1 Laps) started at 13:50:29

Pos	No.	Name	Laps	Total Tm	Diff	Gap	Best Tm	In Lap	2nd Best	Avg Tm
Senior Max										
1	61	Gary TURKINGTON	10	9:22.091			55.859	2	55.875	56.202
2	1	Conor McPOLIN	10	9:22.120	0.029	0.029	55.462	9	55.496	56.103
3	33	Pearse MURTAGH	10	9:25.728	3.637	3.608	56.194	6	56.238	56.539
4	26	Daniel CONLON	10	9:25.790	3.699	0.062	55.960	4	56.028	56.508
5	99	Lewis DUFF	10	9:28.248	6.157	2.458	56.374	4	56.374	56.783
6	43	Ben McFALL	10	9:28.768	6.677	0.520	55.959	5	56.077	56.769
7	32	Gary BLAIR	10	9:32.240	10.149	3.472	56.401	7	56.473	57.092
8	31	Aaron WALKER	10	9:33.264	11.173	1.024	56.879	7	56.889	57.326
9	16	Ellie-Anna McFALL	10	9:38.285	16.194	5.021	56.441	5	56.500	57.818
10	12	Johnny CLYDE	10	9:38.422	16.331	0.137	56.786	7	56.970	57.779
11	11	Philip MAGUIRE	10	9:38.792	16.701	0.370	57.069	5	57.187	57.852
12	24	Jason HETHERINGTON	10	9:38.875	16.784	0.083	57.032	4	57.091	57.860
13	36	Neville BELL	2	1:57.726	8 Laps	8 Laps	57.153	2	1:00.216	58.684
14	35	James GILLILAND	2	1:57.812	8 Laps	0.086	57.830	2	59.109	58.469
15	141	Zach ROGERS	2	1:58.988	8 Laps	1.176	56.740	2	1:01.548	59.144

Not classified

DNS 56 Connor SMITH DNS 0

Senior Max 177

1	77	Samuel ALLEN	10	9:52.485			58.290	2	58.437	58.927
2	28	Marc VASEY	10	9:52.636	0.151	0.151	57.885	6	58.152	58.950

Margin of Victory
Avg. Speed
Best Lap Tm
Best Speed
Best Lap by

0.029

53.081

55.462

53.796

1 - Conor McPOLIN


Clerk of the Course - Paul Fullerton

Orbits

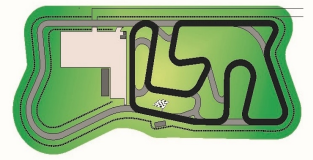
Timekeepers - David Barr & Keith Mason

Results remain provisional until conclusion of technical/judicial matters

Signed:



 Chief
Timekeeper

Round 1, Ulster Kart Championships

Senior Max

Nutts Corner National Circuit 0.829 miles

Heat 3

19/03/2022 13:55

Race (8:00 and 1 Laps) started at 13:50:29

Lap	Lap Tm	Diff	Time of Day
(61) Gary TURKINGTON			
1	57.975	+2.116	13:51:27.812
2	55.859		13:52:23.671
3	55.963	+0.104	13:53:19.634
4	55.985	+0.126	13:54:15.619
5	55.941	+0.082	13:55:11.560
6	56.107	+0.248	13:56:07.667
7	56.150	+0.291	13:57:03.817
8	56.023	+0.164	13:57:59.840
9	55.875	+0.016	13:58:55.715
10	56.144	+0.285	13:59:51.859
(1) Conor McPOLIN			
1	59.519	+4.057	13:51:30.372
2	56.269	+0.807	13:52:26.641
3	55.941	+0.479	13:53:22.682
4	55.496	+0.034	13:54:18.078
5	55.810	+0.348	13:55:13.888
6	55.561	+0.099	13:56:09.449
7	55.719	+0.257	13:57:05.168
8	55.657	+0.195	13:58:00.825
9	55.462		13:58:56.287
10	55.601	+0.139	13:59:51.888
(33) Pearse MURTAGH			
1	58.477	+2.283	13:51:28.581
2	56.474	+0.280	13:52:25.055
3	56.238	+0.044	13:53:21.293
4	56.364	+0.170	13:54:17.657
5	56.472	+0.278	13:55:14.129
6	56.194		13:56:10.323
7	56.367	+0.173	13:57:06.690
8	56.238	+0.044	13:58:02.928
9	56.276	+0.082	13:58:59.204
10	56.292	+0.098	13:59:55.496
(26) Daniel CONLON			
1	59.033	+3.073	13:51:29.507
2	56.764	+0.804	13:52:26.271
3	56.510	+0.550	13:53:22.781
4	55.960		13:54:18.741
5	56.060	+0.100	13:55:14.801
6	56.029	+0.069	13:56:10.830
7	56.172	+0.212	13:57:07.002
8	56.028	+0.068	13:58:03.030
9	56.299	+0.339	13:58:59.329
10	56.229	+0.269	13:59:55.558
(99) Lewis DUFF			
1	59.114	+2.740	13:51:29.297
2	56.421	+0.047	13:52:25.718
3	56.565	+0.191	13:53:22.283
4	56.374		13:54:18.657
5	56.535	+0.161	13:55:15.192
6	56.374		13:56:11.566
7	56.444	+0.070	13:57:08.010
8	56.534	+0.160	13:58:04.544
9	56.579	+0.205	13:59:01.123
10	56.893	+0.519	13:59:58.016
(43) Ben McFALL			
1	1:01.372	+5.413	13:51:32.216
2	56.478	+0.519	13:52:28.694
3	56.788	+0.829	13:53:25.482
4	56.114	+0.155	13:54:21.596

Lap	Lap Tm	Diff	Time of Day
5	55.959		13:55:17.555
6	56.274	+0.315	13:56:13.829
7	56.077	+0.118	13:57:09.906
8	56.260	+0.301	13:58:06.166
9	56.111	+0.152	13:59:02.277
10	56.259	+0.300	13:59:58.536
(32) Gary BLAIR			
1	1:01.203	+4.802	13:51:32.290
2	56.954	+0.553	13:52:29.244
3	56.889	+0.488	13:53:26.133
4	56.623	+0.222	13:54:22.756
5	56.485	+0.084	13:55:19.241
6	56.499	+0.098	13:56:15.740
7	56.401		13:57:12.141
8	56.473	+0.072	13:58:08.614
9	56.475	+0.074	13:59:05.089
10	56.919	+0.518	14:00:02.008
(31) Aaron WALKER			
1	58.505	+1.626	13:51:28.273
2	57.190	+0.311	13:52:25.463
3	57.790	+0.911	13:53:23.253
4	56.889	+0.010	13:54:20.142
5	56.891	+0.012	13:55:17.033
6	57.171	+0.292	13:56:14.204
7	56.879		13:57:11.083
8	57.221	+0.342	13:58:08.304
9	57.639	+0.760	13:59:05.943
10	57.089	+0.210	14:00:03.032
(16) Ellie-Anna McFALL			
1	59.415	+2.974	13:51:29.280
2	58.110	+1.669	13:52:27.390
3	1:02.421	+5.980	13:53:29.811
4	57.144	+0.703	13:54:26.955
5	56.441		13:55:23.396
6	56.500	+0.059	13:56:19.896
7	56.669	+0.228	13:57:16.565
8	57.178	+0.737	13:58:13.743
9	56.682	+0.241	13:59:10.425
10	57.628	+1.187	14:00:08.053
(12) Johnny CLYDE			
1	1:02.304	+5.518	13:51:32.698
2	57.180	+0.394	13:52:29.878
3	57.312	+0.526	13:53:27.190
4	57.231	+0.445	13:54:24.421
5	57.157	+0.371	13:55:21.578
6	57.471	+0.685	13:56:19.049
7	56.786		13:57:15.835
8	56.970	+0.184	13:58:12.805
9	57.441	+0.655	13:59:10.246
10	57.944	+1.158	14:00:08.190
(11) Phillip MAGUIRE			
1	1:01.208	+4.139	13:51:31.242
2	57.243	+0.174	13:52:28.485
3	57.632	+0.563	13:53:26.117
4	57.644	+0.575	13:54:23.761
5	57.069		13:55:20.830
6	57.193	+0.124	13:56:18.023
7	57.187	+0.118	13:57:15.210
8	57.293	+0.224	13:58:12.503
9	57.537	+0.468	13:59:10.040
10	58.520	+1.451	14:00:08.560

Lap	Lap Tm	Diff	Time of Day
(24) Jason HETHERINGTON			
1	1:03.017	+5.985	13:51:33.053
2	57.316	+0.284	13:52:30.369
3	57.310	+0.278	13:53:27.679
4	57.032		13:54:24.711
5	57.091	+0.059	13:55:21.802
6	57.394	+0.362	13:56:19.196
7	57.170	+0.138	13:57:16.366
8	57.737	+0.705	13:58:14.103
9	57.229	+0.197	13:59:11.332
10	57.311	+0.279	14:00:08.643
(77) Samuel ALLEN			
1	1:00.557	+2.267	13:51:33.538
2	58.290		13:52:31.828
3	59.586	+1.296	13:53:31.414
4	58.532	+0.242	13:54:29.946
5	58.637	+0.347	13:55:28.583
6	58.457	+0.167	13:56:27.040
7	58.939	+0.649	13:57:25.979
8	58.568	+0.278	13:58:24.547
9	58.437	+0.147	13:59:22.984
10	59.269	+0.979	14:00:22.253
(28) Marc VASEY			
1	1:01.007	+3.122	13:51:33.902
2	58.268	+0.383	13:52:32.170
3	59.473	+1.588	13:53:31.643
4	58.477	+0.592	13:54:30.120
5	58.587	+0.702	13:55:28.707
6	57.885		13:56:26.592
7	58.152	+0.267	13:57:24.744
8	58.567	+0.682	13:58:23.311
9	58.899	+1.014	13:59:22.210
10	1:00.194	+2.309	14:00:22.404
(36) Neville BELL			
1	1:00.216	+3.063	13:51:30.341
2	57.153		13:52:27.494
(35) James GILLILAND			
1	59.109	+1.279	13:51:29.750
2	57.830		13:52:27.580
(141) Zach ROGERS			
1	1:01.548	+4.808	13:51:32.016
2	56.740		13:52:28.756


Clerk of the Course - Paul Fullerton

Orbits

Timekeepers - David Barr & Keith Mason

Results remain provisional until conclusion of technical/judicial matters

Signed:



(Chief Timekeeper)

Printed: 19/03/2022 14:07:11



Round 1, Ulster Kart Championships (SK)

Sorted on Laps

125cc Superkarts

Nutts Corner (SK) 0.784 miles

Race 3

19/03/2022 15:00

Race (8:00 and 1 Laps) started at 14:05:17

Pos	No.	Name	Laps	Total Tm	Diff	Gap	Best Tm	In Lap	2nd Best	Avg Tm
1	39	Ian WALSH	14	8:42.119			36.556	5	36.804	37.294
2	55	Ross WITHEROW	14	8:42.230	0.111	0.111	36.521	5	36.611	37.295
3	43	Brian JONES	14	8:44.285	2.166	2.055	36.805	11	36.904	37.428
4	22	Kevin SHINE	14	8:48.828	6.709	4.543	36.483	5	36.717	37.764
5	25	Noel LINDSAY	14	9:00.309	18.190	11.481	38.071	8	38.130	38.553
6	17	Scott GREENAWAY	14	9:00.525	18.406	0.216	37.738	3	38.117	38.582

Not classified

DNS 40 Aaron NEWELL DNS 0

Margin of Victory	Avg. Speed	Best Lap Tm	Best Speed	Best Lap by
0.111	75.679	36.483	77.362	22 - Kevin SHINE


Clerk of the Course - Paul Fullerton

Orbits

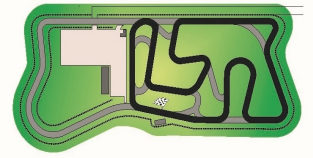
Timekeepers - David Barr & Keith Mason

Results remain provisional until conclusion of technical/judicial matters

Signed:



Chief
Timekeeper



Round 1, Ulster Kart Championships (SK)

125cc Superkarts

Nutts Corner (SK) 0.784 miles

Race 3

19/03/2022 15:00

Race (8:00 and 1 Laps) started at 14:05:17

Lap	Lap Tm	Diff	Time of Day	Lap	Lap Tm	Diff	Time of Day	Lap	Lap Tm	Diff	Time of Day
(39) Ian WALSH											
1	38.974	+2.418	14:05:56.478	1	40.464	+2.393	14:05:58.523				
2	37.134	+0.578	14:06:33.612	2	38.775	+0.704	14:06:37.298				
3	37.145	+0.589	14:07:10.757	3	38.256	+0.185	14:07:15.554				
4	37.381	+0.825	14:07:48.138	4	38.859	+0.788	14:07:54.413				
5	36.556		14:08:24.694	5	38.329	+0.258	14:08:32.742				
6	36.804	+0.248	14:09:01.498	6	38.284	+0.213	14:09:11.026				
7	36.962	+0.406	14:09:38.460	7	38.130	+0.059	14:09:49.156				
8	37.332	+0.776	14:10:15.792	8	38.071		14:10:27.227				
9	37.112	+0.556	14:10:52.904	9	38.608	+0.537	14:11:05.835				
10	37.216	+0.660	14:11:30.120	10	38.142	+0.071	14:11:43.977				
11	37.617	+1.061	14:12:07.737	11	38.590	+0.519	14:12:22.567				
12	37.062	+0.506	14:12:44.799	12	38.562	+0.491	14:13:01.129				
13	37.317	+0.761	14:13:22.116	13	38.270	+0.199	14:13:39.399				
14	37.507	+0.951	14:13:59.623	14	38.414	+0.343	14:14:17.813				
(55) Ross WITHEROW											
1	38.601	+2.080	14:05:56.195								
2	37.252	+0.731	14:06:33.447								
3	37.245	+0.724	14:07:10.692								
4	37.242	+0.721	14:07:47.934								
5	36.521		14:08:24.455								
6	40.111	+3.590	14:09:04.566								
7	36.976	+0.455	14:09:41.542								
8	36.921	+0.400	14:10:18.463								
9	37.180	+0.659	14:10:55.643								
10	37.005	+0.484	14:11:32.648								
11	36.870	+0.349	14:12:09.518								
12	36.750	+0.229	14:12:46.268								
13	36.611	+0.090	14:13:22.879								
14	36.855	+0.334	14:13:59.734								
(43) Brian JONES											
1	39.368	+2.563	14:05:57.163								
2	38.025	+1.220	14:06:35.188								
3	37.117	+0.312	14:07:12.305								
4	37.357	+0.552	14:07:49.662								
5	37.629	+0.824	14:08:27.291								
6	37.408	+0.603	14:09:04.699								
7	37.171	+0.366	14:09:41.870								
8	37.182	+0.377	14:10:19.052								
9	37.064	+0.259	14:10:56.116								
10	36.970	+0.165	14:11:33.086								
11	36.805		14:12:09.891								
12	36.904	+0.099	14:12:46.795								
13	37.088	+0.283	14:13:23.883								
14	37.906	+1.101	14:14:01.789								
(22) Kevin SHINE											
1	39.125	+2.642	14:05:56.749								
2	37.339	+0.856	14:06:34.088								
3	36.717	+0.234	14:07:10.805								
4	37.221	+0.738	14:07:48.026								
5	36.483		14:08:24.509								
6	36.871	+0.388	14:09:01.380								
7	37.100	+0.617	14:09:38.480								
8	37.292	+0.809	14:10:15.772								
9	37.168	+0.685	14:10:52.940								
10	37.228	+0.745	14:11:30.168								
11	37.578	+1.095	14:12:07.746								
12	37.116	+0.633	14:12:44.862								
13	37.383	+0.900	14:13:22.245								
14	44.087	+7.604	14:14:06.332								
(25) Noel LINDSAY											

Clerk of the Course - Paul Fullerton Orbits

Timekeepers - David Barr & Keith Mason

Results remain provisional until conclusion of technical/judicial matters

Signed:  (Chief Timekeeper)



Round 1, Ulster Kart Championships

Sorted on Laps

Time Cadet

Nutts Corner National Circuit 0.829 miles

Final

19/03/2022 14:20

Race (12:00 and 1 Laps) started at 14:20:40

Pos	No.	Name	Laps	Total Tm	Diff	Gap	Best Tm	In Lap	2nd Best	Avg Tm
1	77	Kenzie McNALLY	12	13:17.004			1:05.723	3	1:06.035	1:06.417
2	31	Jason PARK	12	13:20.706	3.702	3.702	1:06.151	3	1:06.379	1:06.715
3	94	James LOGAN	12	13:29.400	12.396	8.694	1:07.065	8	1:07.090	1:07.441
4	193	Andie STEWART	12	13:42.406	25.402	13.006	1:07.414	5	1:07.553	1:08.519
5	93	Johnston STEWART	12	13:42.779	25.775	0.373	1:07.917	5	1:07.958	1:08.529

Margin of Victory	Avg. Speed	Best Lap Tm	Best Speed	Best Lap by
3.702	44.922	1:05.723	45.397	77 - Kenzie McNALLY


Clerk of the Course - Paul Fullerton

Orbits

Timekeepers - David Barr & Keith Mason

Results remain provisional until conclusion of technical/judicial matters

Signed:



Chief
Timekeeper



Round 1, Ulster Kart Championships

Uame Cadet

Nutts Corner National Circuit 0.829 miles

Final

19/03/2022 14:20

Race (12:00 and 1 Laps) started at 14:20:40

Lap	Lap Tm	Diff	Time of Day	Lap	Lap Tm	Diff	Time of Day	Lap	Lap Tm	Diff	Time of Day
(77) Kenzie McNALLY											
1	1:07.182	+1.459	14:21:48.177	9	1:07.958	+0.041	14:30:57.793				
2	1:06.035	+0.312	14:22:54.212	10	1:08.474	+0.557	14:32:06.267				
3	1:05.723		14:23:59.935	11	1:09.090	+1.173	14:33:15.357				
4	1:06.392	+0.669	14:25:06.327	12	1:08.417	+0.500	14:34:23.774				
5	1:06.213	+0.490	14:26:12.540								
6	1:06.338	+0.615	14:27:18.878								
7	1:06.394	+0.671	14:28:25.272								
8	1:06.582	+0.859	14:29:31.854								
9	1:06.358	+0.635	14:30:38.212								
10	1:06.535	+0.812	14:31:44.747								
11	1:06.587	+0.864	14:32:51.334								
12	1:06.665	+0.942	14:33:57.999								
(31) Jason PARK											
1	1:07.129	+0.978	14:21:48.240								
2	1:06.722	+0.571	14:22:54.962								
3	1:06.151		14:24:01.113								
4	1:06.698	+0.547	14:25:07.811								
5	1:06.773	+0.622	14:26:14.584								
6	1:06.591	+0.440	14:27:21.175								
7	1:06.496	+0.345	14:28:27.671								
8	1:06.591	+0.440	14:29:34.262								
9	1:06.379	+0.228	14:30:40.641								
10	1:06.604	+0.453	14:31:47.245								
11	1:07.367	+1.216	14:32:54.612								
12	1:07.089	+0.938	14:34:01.701								
(94) James LOGAN											
1	1:08.117	+1.052	14:21:49.209								
2	1:07.615	+0.550	14:22:56.824								
3	1:07.136	+0.071	14:24:03.960								
4	1:07.297	+0.232	14:25:11.257								
5	1:07.090	+0.025	14:26:18.347								
6	1:07.146	+0.081	14:27:25.493								
7	1:07.676	+0.611	14:28:33.169								
8	1:07.065		14:29:40.234								
9	1:07.413	+0.348	14:30:47.647								
10	1:07.486	+0.421	14:31:55.133								
11	1:07.400	+0.335	14:33:02.533								
12	1:07.862	+0.797	14:34:10.395								
(193) Andie STEWART											
1	1:08.998	+1.584	14:21:50.166								
2	1:08.570	+1.156	14:22:58.736								
3	1:07.553	+0.139	14:24:06.289								
4	1:08.117	+0.703	14:25:14.406								
5	1:07.414		14:26:21.820								
6	1:08.759	+1.345	14:27:30.579								
7	1:08.584	+1.170	14:28:39.163								
8	1:08.813	+1.399	14:29:47.976								
9	1:08.985	+1.571	14:30:56.961								
10	1:08.843	+1.429	14:32:05.804								
11	1:09.087	+1.673	14:33:14.891								
12	1:08.510	+1.096	14:34:23.401								
(93) Johnston STEWART											
1	1:09.775	+1.858	14:21:51.198								
2	1:09.019	+1.102	14:23:00.217								
3	1:08.600	+0.683	14:24:08.817								
4	1:08.350	+0.433	14:25:17.167								
5	1:07.917		14:26:25.084								
6	1:08.357	+0.440	14:27:33.441								
7	1:08.311	+0.394	14:28:41.752								
8	1:08.083	+0.166	14:29:49.835								


Clerk of the Course - Paul Fullerton

Orbits

Timekeepers - David Barr & Keith Mason

Results remain provisional until conclusion of technical/judicial matters

Signed:



(Chief Timekeeper)

Printed: 19/03/2022 14:35:21



Round 1, Ulster Kart Championships
Sorted on Laps

Honda Cadet

Nutts Corner National Circuit 0.829 miles

Final

19/03/2022 14:40

Race (12:00 and 1 Laps) started at 14:37:33

Pos	No.	Name	Laps	Total Tm	Diff	Gap	Best Tm	In Lap	2nd Best	Avg Tm
1	IGP	Joel MURPHY	12	13:27.215			1:06.813	10	1:06.851	1:07.261
2	17	Charlie CONDY	12	13:28.675	1.460	1.460	1:06.878	3	1:06.968	1:07.389
3	18	Archie CONDY	12	13:35.058	7.843	6.383	1:07.528	3	1:07.550	1:07.908
4	29	Noah McFARLANE	12	13:35.193	7.978	0.135	1:07.373	3	1:07.412	1:07.914
5	46	Evan PURCELL	12	13:44.233	17.018	9.040	1:07.993	7	1:08.258	1:08.658
6	19	Conan WARNOCK	12	13:44.475	17.260	0.242	1:07.920	5	1:08.177	1:08.661
7	36	Declan NOBLE	12	13:45.846	18.631	1.371	1:08.169	11	1:08.230	1:08.791
8	32	Harry McDOWELL	12	13:48.122	20.907	2.276	1:07.679	3	1:08.206	1:08.955
9	11	Ryan ARTHUR	12	13:48.425	21.210	0.303	1:08.166	7	1:08.302	1:08.963
10	54	Max COLBERT	12	13:53.032	25.817	4.607	1:08.619	10	1:08.643	1:09.314
11	25	Joshua WYLIE	12	13:54.135	26.920	1.103	1:08.602	10	1:08.721	1:09.388
12	35	Harry MONTGOMERY	12	13:54.517	27.302	0.382	1:08.303	10	1:08.910	1:09.455
13	99	Travis BAILIE	12	13:55.901	28.686	1.384	1:08.784	3	1:08.944	1:09.544

Margin of Victory
Avg. Speed
Best Lap Tm
Best Speed
Best Lap by

1.460

44.354

1:06.813

44.656

IGP - Joel MURPHY


Clerk of the Course - Paul Fullerton

Orbits

Timekeepers - David Barr & Keith Mason

Results remain provisional until conclusion of technical/judicial matters

Signed:



 Chief
 Timekeeper

Round 1, Ulster Kart Championships

Honda Cadet

Nutts Corner National Circuit 0.829 miles

Final

19/03/2022 14:40

Race (12:00 and 1 Laps) started at 14:37:33

Lap	Lap Tm	Diff	Time of Day	Lap	Lap Tm	Diff	Time of Day	Lap	Lap Tm	Diff	Time of Day								
(IGP) Joel MURPHY																			
1	1:08.373	+1.560	14:38:41.818	9	1:08.568	+0.575	14:47:52.281	5	1:09.557	+0.938	14:43:22.617								
2	1:07.695	+0.882	14:39:49.513	10	1:08.459	+0.466	14:49:00.740	6	1:09.323	+0.704	14:44:31.940								
3	1:06.851	+0.038	14:40:56.364	11	1:08.258	+0.265	14:50:08.998	7	1:08.881	+0.262	14:45:40.821								
4	1:07.084	+0.271	14:42:03.448	12	1:08.600	+0.607	14:51:17.598	8	1:09.632	+1.013	14:46:50.453								
5	1:07.399	+0.586	14:43:10.847	(19) Conan WARNOCK															
6	1:07.308	+0.495	14:44:18.155	1	1:10.935	+3.015	14:38:44.843	9	1:09.496	+0.877	14:47:59.949								
7	1:06.989	+0.176	14:45:25.144	2	1:08.790	+0.870	14:39:53.633	10	1:08.619		14:49:08.568								
8	1:07.011	+0.198	14:46:32.155	3	1:08.280	+0.360	14:41:01.913	11	1:08.643	+0.024	14:50:17.211								
9	1:07.152	+0.339	14:47:39.307	4	1:08.348	+0.428	14:42:10.261	12	1:09.186	+0.567	14:51:26.397								
10	1:06.813		14:48:46.120	5	1:07.920		14:43:18.181	(25) Joshua WYLIE											
11	1:06.956	+0.143	14:49:53.076	6	1:08.443	+0.523	14:44:26.624	1	1:11.440	+2.838	14:38:46.280								
12	1:07.504	+0.691	14:51:00.580	7	1:08.497	+0.577	14:45:35.121	2	1:09.347	+0.745	14:39:55.627								
(17) Charlie CONDY																			
1	1:08.379	+1.501	14:38:41.744	8	1:08.446	+0.526	14:46:43.567	3	1:08.808	+0.206	14:41:04.435								
2	1:07.838	+0.960	14:39:49.582	9	1:09.009	+1.089	14:47:52.576	4	1:08.721	+0.119	14:42:13.156								
3	1:06.878		14:40:56.460	10	1:08.359	+0.439	14:49:00.935	5	1:09.338	+0.736	14:43:22.494								
4	1:06.973	+0.095	14:42:03.433	11	1:08.177	+0.257	14:50:09.112	6	1:09.193	+0.591	14:44:31.687								
5	1:07.484	+0.606	14:43:10.917	12	1:08.728	+0.808	14:51:17.840	7	1:09.060	+0.458	14:45:40.747								
6	1:07.358	+0.480	14:44:18.275	(36) Declan NOBLE															
7	1:07.141	+0.263	14:45:25.416	1	1:11.039	+2.870	14:38:44.755	8	1:09.619	+1.017	14:46:50.366								
8	1:06.998	+0.120	14:46:32.414	2	1:09.034	+0.865	14:39:53.789	9	1:09.666	+1.064	14:48:00.032								
9	1:06.968	+0.090	14:47:39.382	3	1:08.230	+0.061	14:41:02.019	10	1:08.602		14:49:08.634								
10	1:07.319	+0.441	14:48:46.701	4	1:08.569	+0.400	14:42:10.588	11	1:09.093	+0.491	14:50:17.727								
11	1:07.267	+0.389	14:49:53.968	5	1:08.336	+0.167	14:43:18.924	12	1:09.773	+1.171	14:51:27.500								
12	1:08.072	+1.194	14:51:02.040	6	1:08.555	+0.386	14:44:27.479	(35) Harry MONTGOMERY											
(18) Archie CONDY																			
1	1:08.920	+1.392	14:38:42.446	7	1:08.965	+0.796	14:45:36.444	1	1:11.098	+2.795	14:38:45.509								
2	1:07.746	+0.218	14:39:50.192	8	1:09.032	+0.863	14:46:45.476	2	1:09.358	+1.055	14:39:54.867								
3	1:07.528		14:40:57.720	9	1:08.773	+0.604	14:47:54.249	3	1:09.099	+0.796	14:41:03.966								
4	1:07.550	+0.022	14:42:05.270	10	1:08.259	+0.090	14:49:02.508	4	1:08.929	+0.626	14:42:12.895								
5	1:08.346	+0.818	14:43:13.616	11	1:08.169		14:50:10.677	5	1:09.802	+1.499	14:43:22.697								
6	1:07.554	+0.026	14:44:21.170	12	1:08.534	+0.365	14:51:19.211	6	1:09.355	+1.052	14:44:32.052								
7	1:07.648	+0.120	14:45:28.818	(32) Harry McDOWELL															
8	1:07.774	+0.246	14:46:36.592	1	1:10.588	+2.909	14:38:44.612	7	1:09.059	+0.756	14:45:41.111								
9	1:07.728	+0.200	14:47:44.320	2	1:08.860	+1.181	14:39:53.472	8	1:09.656	+1.353	14:46:50.767								
10	1:07.665	+0.137	14:48:51.985	3	1:07.679		14:41:01.151	9	1:09.700	+1.397	14:48:00.467								
11	1:08.092	+0.564	14:50:00.777	4	1:09.208	+1.529	14:42:10.359	10	1:08.303		14:49:08.770								
12	1:08.346	+0.818	14:51:08.423	5	1:08.268	+0.589	14:43:18.627	11	1:08.910	+0.607	14:50:17.680								
(29) Noah McFARLANE																			
1	1:08.726	+1.353	14:38:42.316	6	1:08.502	+0.823	14:44:27.129	12	1:10.202	+1.899	14:51:27.882								
2	1:07.792	+0.419	14:39:50.108	7	1:09.006	+1.327	14:45:36.135	(99) Travis BAILIE											
3	1:07.373		14:40:57.481	8	1:09.975	+2.296	14:46:46.110	1	1:11.482	+2.698	14:38:46.210								
4	1:07.806	+0.433	14:42:05.287	9	1:08.842	+1.163	14:47:54.952	2	1:09.697	+0.913	14:39:55.907								
5	1:08.541	+1.168	14:43:13.828	10	1:08.395	+0.716	14:49:03.347	3	1:08.784		14:41:04.691								
6	1:07.412	+0.039	14:44:21.240	11	1:08.206	+0.527	14:50:11.553	4	1:09.274	+0.490	14:42:13.965								
7	1:07.924	+0.551	14:45:29.164	12	1:09.934	+2.255	14:51:21.487	5	1:09.120	+0.336	14:43:23.085								
8	1:07.678	+0.305	14:46:36.842	(11) Ryan ARTHUR															
9	1:07.762	+0.389	14:47:44.604	1	1:10.882	+2.716	14:38:45.112	6	1:09.584	+0.800	14:44:32.669								
10	1:07.684	+0.311	14:48:52.288	2	1:08.815	+0.649	14:39:53.927	7	1:09.044	+0.260	14:45:41.713								
11	1:07.899	+0.526	14:50:00.187	3	1:08.355	+0.189	14:41:02.282	8	1:09.288	+0.504	14:46:51.001								
12	1:08.371	+0.996	14:51:08.558	4	1:09.137	+0.971	14:42:11.419	9	1:10.214	+1.430	14:48:01.215								
(46) Evan PURCELL																			
1	1:09.333	+1.340	14:38:43.026	5	1:08.844	+0.678	14:43:20.263	10	1:09.446	+0.662	14:49:10.661								
2	1:08.525	+0.532	14:39:51.551	6	1:08.530	+0.364	14:44:28.793	11	1:08.944	+0.160	14:50:19.605								
3	1:08.824	+0.831	14:41:00.375	7	1:08.166		14:45:36.959	12	1:09.661	+0.877	14:51:29.266								
4	1:08.734	+0.741	14:42:09.109	8	1:09.299	+1.133	14:46:46.258	(54) Max COLBERT											
5	1:08.748	+0.755	14:43:17.857	9	1:08.898	+0.732	14:47:55.156	1	1:11.480	+2.861	14:38:46.104								
6	1:09.358	+1.365	14:44:27.215	10	1:08.364	+0.198	14:49:03.520	2	1:09.287	+0.668	14:39:55.391								
7	1:07.993		14:45:35.208	11	1:08.302	+0.136	14:50:11.822	3	1:08.942	+0.323	14:41:04.333								
8	1:08.505	+0.512	14:46:43.713	12	1:09.968	+1.802	14:51:21.790	4	1:08.727	+0.108	14:42:13.060								

Clerk of the Course - Paul Fullerton

Orbits

Timekeepers - David Barr & Keith Mason

Results remain provisional until conclusion of technical/judicial matters

Signed:  (Chief Timekeeper)



Round 1, Ulster Kart Championships
Sorted on Laps

Junior/Mini Max

Nutts Corner National Circuit 0.829 miles

Final

19/03/2022 15:00

Race (12:00 and 1 Laps) started at 14:53:07

Pos	No.	Name	Laps	Total Tm	Diff	Gap	Best Tm	In Lap	2nd Best	Avg Tm
Junior Max										
1	46	Bobby Joe McFALL	14	13:24.478			56.917	11	56.984	57.462
2	72	Gavin DEWART	14	13:25.190	0.712	0.712	57.133	12	57.147	57.504
3	20	Jack MURTAGH	14	13:25.894	1.416	0.704	57.194	13	57.209	57.561
4	36	Joe GARDINER	14	13:28.737	4.259	2.843	57.215	12	57.236	57.750
5	33	Joseph McMAHON	14	13:29.483	5.005	0.746	57.269	7	57.317	57.801
6	48	Finlay BROWN	14	13:31.968	7.490	2.485	57.439	11	57.441	57.965
7	14	Carter KELLY	14	13:32.106	7.628	0.138	57.431	6	57.496	57.964
8	34	Peter GILLILAND	14	13:32.637	8.159	0.531	57.480	12	57.492	58.014
9	11	James GREER	14	13:38.294	13.816	5.657	57.974	12	57.977	58.411
10	42	Edward McDONNELL	14	13:53.066	28.588	14.772	58.745	3	58.814	59.455
11	19	Adam McGIVERN	14	14:16.964	52.486	23.898	1:00.258	8	1:00.426	1:01.143
Mini Max										
1	22	Cole McFADDEN BIGGERSTAFF	13	13:26.944			1:01.041	11	1:01.285	1:01.902
2	88	Lewis ARTHUR	11	11:32.696	2 Laps	2 Laps	1:01.771	9	1:01.955	1:02.751
Not classified										
DNS	55	Dennis CHERRY			DNS			0		

Margin of Victory	Avg. Speed	Best Lap Tm	Best Speed	Best Lap by
0.712	51.923	56.917	52.420	46 - Bobby Joe McFALL


Clerk of the Course - Paul Fullerton

Orbits

Timekeepers - David Barr & Keith Mason

Results remain provisional until conclusion of technical/judicial matters

Signed:



 Chief
Timekeeper

Round 1, Ulster Kart Championships

Junior/Mini Max

Nutts Corner National Circuit 0.829 miles

Final

19/03/2022 15:00

Race (12:00 and 1 Laps) started at 14:53:07

Lap	Lap Tm	Diff	Time of Day	Lap	Lap Tm	Diff	Time of Day	Lap	Lap Tm	Diff	Time of Day
(46) Bobby Joe McFALL											
1	59.408	+2.491	14:54:06.868	1	1:00.540	+3.271	14:54:08.265	3	58.127	+0.153	14:56:06.421
2	58.073	+1.156	14:55:04.941	2	57.715	+0.446	14:55:05.980	4	57.977	+0.003	14:57:04.398
3	57.872	+0.955	14:56:02.813	3	57.636	+0.367	14:56:03.616	5	58.024	+0.050	14:58:02.422
4	57.183	+0.266	14:56:59.996	4	57.442	+0.173	14:57:01.058	6	58.072	+0.098	14:59:00.494
5	57.096	+0.179	14:57:57.092	5	57.466	+0.197	14:57:58.524	7	58.144	+0.170	14:59:58.638
6	57.439	+0.522	14:58:54.531	6	57.478	+0.209	14:58:56.002	8	58.137	+0.163	15:00:56.775
7	57.398	+0.481	14:59:51.929	7	57.269		14:59:53.271	9	58.261	+0.287	15:01:55.036
8	57.184	+0.267	15:00:49.113	8	57.381	+0.112	15:00:50.652	10	58.197	+0.223	15:02:53.233
9	57.210	+0.293	15:01:46.323	9	57.584	+0.315	15:01:48.236	11	58.029	+0.055	15:03:51.262
10	57.270	+0.353	15:02:43.593	10	57.504	+0.235	15:02:45.740	12	57.974		15:04:49.236
11	56.917		15:03:40.510	11	57.317	+0.048	15:03:43.057	13	58.339	+0.365	15:05:47.575
12	57.357	+0.440	15:04:37.867	12	57.384	+0.115	15:04:40.441	14	58.179	+0.205	15:06:45.754
13	56.984	+0.067	15:05:34.851	13	59.013	+1.744	15:05:39.454	(42) Edward McDONNELL			
14	57.087	+0.170	15:06:31.938	14	57.489	+0.220	15:06:36.943	1	1:02.150	+3.405	14:54:10.293
(72) Gavin DEWART											
1	59.679	+2.546	14:54:07.269	(48) Finlay BROWN				2	59.374	+0.629	14:55:09.667
2	57.736	+0.603	14:55:05.005	1	1:00.875	+3.436	14:54:08.793	3	58.745		14:56:08.412
3	57.551	+0.418	14:56:02.556	2	58.319	+0.880	14:55:07.112	4	58.814	+0.069	14:57:07.226
4	57.147	+0.014	14:56:59.703	3	58.066	+0.627	14:56:05.178	5	59.534	+0.789	14:58:06.760
5	57.162	+0.029	14:57:56.865	4	57.509	+0.070	14:57:02.687	6	58.893	+0.148	14:59:05.653
6	57.239	+0.106	14:58:54.104	5	57.712	+0.273	14:58:00.399	7	59.428	+0.683	15:00:05.081
7	57.437	+0.304	14:59:51.541	6	57.871	+0.432	14:58:58.270	8	59.334	+0.589	15:01:04.415
8	57.242	+0.109	15:00:48.783	7	57.651	+0.212	14:59:55.921	9	59.646	+0.901	15:02:04.061
9	57.206	+0.073	15:01:45.989	8	57.482	+0.043	15:00:53.403	10	58.848	+0.103	15:03:02.909
10	57.673	+0.540	15:02:43.662	9	57.441	+0.002	15:01:50.844	11	59.052	+0.307	15:04:01.961
11	57.210	+0.077	15:03:40.872	10	58.045	+0.606	15:02:48.889	12	59.296	+0.551	15:05:01.257
12	57.133		15:04:38.005	11	57.439		15:03:46.328	13	59.357	+0.612	15:06:00.614
13	57.219	+0.086	15:05:35.224	12	57.744	+0.305	15:04:44.072	14	59.912	+1.167	15:07:00.526
14	57.426	+0.293	15:06:32.650	13	57.617	+0.178	15:05:41.689	(19) Adam McGIVERN			
(20) Jack MURTAGH											
1	59.450	+2.256	14:54:06.938	14	57.739	+0.300	15:06:39.428	1	1:03.578	+3.320	14:54:11.998
2	57.844	+0.650	14:55:04.782	(14) Carter KELLY				2	1:01.457	+1.199	14:55:13.455
3	57.455	+0.261	14:56:02.237	1	1:01.139	+3.708	14:54:09.200	3	1:01.366	+1.108	14:56:14.821
4	57.291	+0.097	14:56:59.528	2	58.084	+0.653	14:55:07.284	4	1:00.827	+0.569	14:57:15.648
5	57.232	+0.038	14:57:56.760	3	58.170	+0.739	14:56:05.454	5	1:00.797	+0.539	14:58:16.445
6	57.285	+0.091	14:58:54.045	4	57.505	+0.074	14:57:02.959	6	1:00.682	+0.424	14:59:17.127
7	57.555	+0.361	14:59:51.600	5	57.594	+0.163	14:58:00.553	7	1:00.745	+0.487	15:00:17.872
8	57.397	+0.203	15:00:48.997	6	57.431		14:58:57.984	8	1:00.258		15:01:18.130
9	57.638	+0.444	15:01:46.635	7	57.496	+0.065	14:59:55.480	9	1:00.628	+0.370	15:02:18.758
10	57.283	+0.089	15:02:43.918	8	57.676	+0.245	15:00:53.156	10	1:00.426	+0.168	15:03:19.184
11	57.209	+0.015	15:03:41.127	9	57.524	+0.093	15:01:50.680	11	1:00.637	+0.379	15:04:19.821
12	57.386	+0.192	15:04:38.513	10	58.380	+0.949	15:02:49.060	12	1:00.628	+0.370	15:05:20.449
13	57.194		15:05:35.707	11	57.567	+0.136	15:03:46.627	13	1:01.499	+1.241	15:06:21.948
14	57.647	+0.453	15:06:33.354	12	57.594	+0.163	15:04:44.221	14	1:02.476	+2.218	15:07:24.424
(36) Joe GARDINER											
1	1:01.329	+4.114	14:54:09.014	(34) Peter GILLILAND				(22) Cole McFADDEN BIGGERSTAFF			
2	57.819	+0.604	14:55:06.833	1	1:01.781	+4.301	14:54:09.669	1	1:04.392	+3.351	14:54:14.069
3	57.408	+0.193	14:56:04.241	2	58.063	+0.583	14:55:07.732	2	1:02.686	+1.645	14:55:16.755
4	57.389	+0.174	14:57:01.630	3	58.029	+0.549	14:56:05.761	3	1:01.906	+0.865	14:56:18.661
5	57.354	+0.139	14:57:58.984	4	57.601	+0.121	14:57:03.362	4	1:01.763	+0.722	14:57:20.424
6	57.236	+0.021	14:58:56.220	5	57.757	+0.277	14:58:01.119	5	1:01.837	+0.796	14:58:22.261
7	57.357	+0.142	14:59:53.577	6	57.651	+0.171	14:58:58.770	6	1:01.767	+0.726	14:59:24.028
8	57.254	+0.039	15:00:50.831	7	57.492	+0.012	14:59:56.262	7	1:01.684	+0.643	15:00:25.712
9	57.616	+0.401	15:01:48.447	8	57.498	+0.018	15:00:53.760	8	1:01.481	+0.440	15:01:27.193
10	57.686	+0.471	15:02:46.133	9	57.548	+0.068	15:01:51.308	9	1:01.479	+0.438	15:02:28.672
11	57.249	+0.034	15:03:43.382	10	57.982	+0.502	15:02:49.290	10	1:01.559	+0.518	15:03:30.231
12	57.215		15:04:40.597	11	57.731	+0.251	15:03:47.021	11	1:01.041		15:04:31.272
13	58.152	+0.937	15:05:38.749	12	57.480		15:04:44.501	12	1:01.285	+0.244	15:05:32.557
14	57.448	+0.233	15:06:36.197	13	57.850	+0.370	15:05:42.351	13	1:01.847	+0.806	15:06:34.404
(33) Joseph McMAHON											
				(11) James GREER				(88) Lewis ARTHUR			
				1	1:01.922	+3.948	14:54:09.915	1	1:05.426	+3.655	14:54:15.319
				2	58.379	+0.405	14:55:08.294	2	1:02.892	+1.121	14:55:18.211
								3	1:02.916	+1.145	14:56:21.127
								4	1:02.475	+0.704	14:57:23.602
								5	1:02.526	+0.755	14:58:26.128


Clerk of the Course - Paul Fullerton

Orbits

Timekeepers - David Barr & Keith Mason

Results remain provisional until conclusion of technical/judicial matters

Signed:



(Chief Timekeeper)

Round 1, Ulster Kart Championships

Junior/Mini Max

Nutts Corner National Circuit 0.829 miles

Final

19/03/2022 15:00

Race (12:00 and 1 Laps) started at 14:53:07

Lap	Lap Tm	Diff	Time of Day
6	1:02.252	+0.481	14:59:28.380
7	1:02.336	+0.565	15:00:30.716
8	1:02.160	+0.389	15:01:32.876
9	1:01.771		15:02:34.647
10	1:01.955	+0.184	15:03:36.602
11	1:03.554	+1.783	15:04:40.156

Lap	Lap Tm	Diff	Time of Day
-----	--------	------	-------------

Lap	Lap Tm	Diff	Time of Day
-----	--------	------	-------------

Round 1, Ulster Kart Championships

Sorted on Laps

Bambino

Nutts Corner National Circuit 0.829 miles

Final

19/03/2022 15:20

Race (7:00 and 1 Laps) started at 15:12:21

Pos	No.	Name	Laps	Total Tm	Diff	Gap	Best Tm	In Lap	2nd Best	Avg Tm
1	36	Ethan ROBINSON	7	9:43.343			1:21.945	2	1:22.362	1:23.133
2	33	Lewis HAZLETT	7	9:45.296	1.953	1.953	1:22.546	4	1:22.650	1:23.387
3	42	Jack HARNEY	7	9:50.985	7.642	5.689	1:23.099	4	1:23.240	1:24.119
4	75	Callum McVEIGH	7	10:01.368	18.025	10.383	1:23.284	2	1:23.349	1:25.628
5	47	Myles PURCELL	7	10:39.910	56.567	38.542	1:29.450	4	1:29.474	1:30.958
6	24	Jessica WYLIE	7	11:08.748	1:25.405	28.838	1:34.297	4	1:34.334	1:35.125

Margin of Victory	Avg. Speed	Best Lap Tm	Best Speed	Best Lap by
1.953	35.803	1:21.945	36.410	36 - Ethan ROBINSON


Clerk of the Course - Paul Fullerton

Orbits

Timekeepers - David Barr & Keith Mason

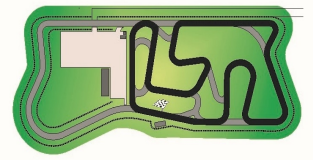
Results remain provisional until conclusion of technical/judicial matters

Signed:



Chief
Timekeeper





Round 1, Ulster Kart Championships

Bambino

Nutts Corner National Circuit 0.829 miles

Final

19/03/2022 15:20

Race (7:00 and 1 Laps) started at 15:12:21

Lap	Lap Tm	Diff	Time of Day	Lap	Lap Tm	Diff	Time of Day	Lap	Lap Tm	Diff	Time of Day
(36) Ethan ROBINSON											
1	1:26.151	+4.206	15:13:48.763								
2	1:21.945		15:15:10.708								
3	1:22.846	+0.901	15:16:33.554								
4	1:22.362	+0.417	15:17:55.916								
5	1:22.971	+1.026	15:19:18.887								
6	1:22.902	+0.957	15:20:41.789								
7	1:22.755	+0.810	15:22:04.544								
(33) Lewis HAZLETT											
1	1:25.322	+2.776	15:13:48.107								
2	1:22.650	+0.104	15:15:10.757								
3	1:22.935	+0.389	15:16:33.692								
4	1:22.546		15:17:56.238								
5	1:23.067	+0.521	15:19:19.305								
6	1:23.622	+1.076	15:20:42.927								
7	1:23.570	+1.024	15:22:06.497								
(42) Jack HARNEY											
1	1:27.584	+4.485	15:13:50.932								
2	1:23.258	+0.159	15:15:14.190								
3	1:23.240	+0.141	15:16:37.430								
4	1:23.099		15:18:00.529								
5	1:23.616	+0.517	15:19:24.145								
6	1:23.777	+0.678	15:20:47.922								
7	1:24.264	+1.165	15:22:12.186								
(75) Callum McVEIGH											
1	1:27.998	+4.714	15:13:51.166								
2	1:23.284		15:15:14.450								
3	1:23.349	+0.065	15:16:37.799								
4	1:24.257	+0.973	15:18:02.056								
5	1:26.220	+2.936	15:19:28.276								
6	1:27.423	+4.139	15:20:55.699								
7	1:26.870	+3.586	15:22:22.569								
(47) Myles PURCELL											
1	1:34.345	+4.895	15:13:58.746								
2	1:29.474	+0.024	15:15:28.220								
3	1:29.816	+0.366	15:16:58.036								
4	1:29.450		15:18:27.486								
5	1:29.855	+0.405	15:19:57.341								
6	1:29.767	+0.317	15:21:27.108								
7	1:34.003	+4.553	15:23:01.111								
(24) Jessica WYLIE											
1	1:38.034	+3.737	15:14:02.103								
2	1:34.334	+0.037	15:15:36.437								
3	1:34.879	+0.582	15:17:11.316								
4	1:34.297		15:18:45.613								
5	1:34.984	+0.687	15:20:20.597								
6	1:34.621	+0.324	15:21:55.218								
7	1:34.731	+0.434	15:23:29.949								

Clerk of the Course - Paul Fullerton

Orbits

Timekeepers - David Barr & Keith Mason

Results remain provisional until conclusion of technical/judicial matters

Signed:  (Chief Timekeeper)

Printed: 19/03/2022 15:24:13



Round 1, Ulster Kart Championships
Sorted on Laps

Senior Max

Nutts Corner National Circuit 0.829 miles

Final

19/03/2022 15:35

Race (12:00 and 1 Laps) started at 15:25:34

Pos	No.	Name	Laps	Total Tm	Diff	Gap	Best Tm	In Lap	2nd Best	Avg Tm
Senior Max										
1	1	Conor McPOLIN	14	13:01.720			55.462	3	55.526	55.837
2	61	Gary TURKINGTON	14	13:07.182	5.462	5.462	55.774	4	55.794	56.221
3	35	James GILLILAND	14	13:10.635	8.915	3.453	55.813	3	55.989	56.451
4	33	Pearse MURTAGH	14	13:11.117	9.397	0.482	56.094	3	56.185	56.503
5	26	Daniel CONLON	14	13:11.465	9.745	0.348	55.919	3	56.052	56.510
6	43	Ben McFALL	14	13:15.298	13.578	3.833	55.854	3	56.106	56.436
7	32	Gary BLAIR	14	13:20.191	18.471	4.893	56.445	6	56.525	57.118
8	36	Neville BELL	14	13:26.184	24.464	5.993	56.802	6	56.962	57.550
9	141	Zach ROGERS	14	13:30.079	28.359	3.895	56.196	4	56.450	57.824
10	24	Jason HETHERINGTON	14	13:33.708	31.988	3.629	57.194	7	57.483	58.046
11	31	Aaron WALKER	14	13:36.217	34.497	2.509	56.959	7	57.139	58.221
12	11	Philip MAGUIRE	14	13:41.245	39.525	5.028	57.139	6	57.235	58.582
13	16	Ellie-Anna McFALL	12	13:46.980	2 Laps	2 Laps	56.437	8	56.469	1:08.841
14	12	Johnny CLYDE	10	9:47.756	4 Laps	2 Laps	57.224	2	57.414	58.686
15	99	Lewis DUFF	9	8:31.273	5 Laps	1 Lap	56.317	4	56.360	56.786

Not classified

DNS 56 Connor SMITH DNS 0

Senior Max 177

1	77	Samuel ALLEN	14	13:55.968			58.684	9	58.799	59.391
2	28	Marc VASEY	11	10:56.236	3 Laps	3 Laps	57.592	10	57.657	59.179

Announcements

Driver No. 43: 5-sec penalty C2.3.4 (incorrectly positioned front fairing)

Margin of Victory	Avg. Speed	Best Lap Tm	Best Speed	Best Lap by
5.462	53.434	55.462	53.796	1 - Conor McPOLIN


Clerk of the Course - Paul Fullerton

Orbits

Timekeepers - David Barr & Keith Mason

Results remain provisional until conclusion of technical/judicial matters

Signed:



 Chief
Timekeeper

Round 1, Ulster Kart Championships

Senior Max

Nutts Corner National Circuit 0.829 miles

Final

19/03/2022 15:35

Race (12:00 and 1 Laps) started at 15:25:34

Lap	Lap Tm	Diff	Time of Day
(1) Conor McPOLIN			
1	57.153	+1.691	15:26:31.973
2	55.676	+0.214	15:27:27.649
3	55.462		15:28:23.111
4	55.526	+0.064	15:29:18.637
5	55.641	+0.179	15:30:14.278
6	55.664	+0.202	15:31:09.942
7	55.639	+0.177	15:32:05.581
8	55.676	+0.214	15:33:01.257
9	55.860	+0.398	15:33:57.117
10	56.054	+0.592	15:34:53.171
11	55.776	+0.314	15:35:48.947
12	55.797	+0.335	15:36:44.744
13	55.868	+0.406	15:37:40.612
14	55.928	+0.466	15:38:36.540
(61) Gary TURKINGTON			
1	57.853	+2.079	15:26:32.757
2	56.065	+0.291	15:27:28.822
3	55.794	+0.020	15:28:24.616
4	55.774		15:29:20.390
5	55.917	+0.143	15:30:16.307
6	55.919	+0.145	15:31:12.226
7	56.009	+0.235	15:32:08.235
8	56.028	+0.254	15:33:04.263
9	56.282	+0.508	15:34:00.545
10	56.161	+0.387	15:34:56.706
11	56.078	+0.304	15:35:52.784
12	56.206	+0.432	15:36:48.990
13	56.456	+0.682	15:37:45.446
14	56.556	+0.782	15:38:42.002
(35) James GILLILAND			
1	58.458	+2.645	15:26:33.586
2	56.341	+0.528	15:27:29.927
3	55.813		15:28:25.740
4	56.282	+0.469	15:29:22.022
5	55.989	+0.176	15:30:18.011
6	56.202	+0.389	15:31:14.213
7	56.272	+0.459	15:32:10.485
8	56.192	+0.379	15:33:06.677
9	56.209	+0.396	15:34:02.886
10	56.894	+1.081	15:34:59.780
11	57.036	+1.223	15:35:56.816
12	56.151	+0.338	15:36:52.967
13	56.319	+0.506	15:37:49.286
14	56.169	+0.356	15:38:45.455
(33) Pearse MURTAGH			
1	57.832	+1.738	15:26:32.721
2	56.572	+0.478	15:27:29.293
3	56.094		15:28:25.387
4	56.199	+0.105	15:29:21.586
5	56.185	+0.091	15:30:17.771
6	56.229	+0.135	15:31:14.000
7	56.612	+0.518	15:32:10.612
8	56.318	+0.224	15:33:06.930
9	56.318	+0.224	15:34:03.248
10	56.880	+0.786	15:35:00.128
11	56.585	+0.491	15:35:56.713
12	56.639	+0.545	15:36:53.352
13	56.355	+0.261	15:37:49.707
14	56.230	+0.136	15:38:45.937
(26) Daniel CONLON			

Lap	Lap Tm	Diff	Time of Day
1	59.068	+3.149	15:26:34.205
2	56.158	+0.239	15:27:30.363
3	55.919		15:28:26.282
4	56.078	+0.159	15:29:22.360
5	56.052	+0.133	15:30:18.412
6	56.247	+0.328	15:31:14.659
7	56.197	+0.278	15:32:10.856
8	56.435	+0.516	15:33:07.291
9	56.460	+0.541	15:34:03.751
10	56.542	+0.623	15:35:00.293
11	56.781	+0.862	15:35:57.074
12	56.458	+0.539	15:36:53.532
13	56.408	+0.489	15:37:49.940
14	56.345	+0.426	15:38:46.285
(43) Ben McFALL			
1	58.410	+2.556	15:26:33.416
2	56.236	+0.382	15:27:29.652
3	55.854		15:28:25.506
4	56.220	+0.366	15:29:21.726
5	56.106	+0.252	15:30:17.832
6	56.250	+0.396	15:31:14.082
7	56.207	+0.353	15:32:10.289
8	56.183	+0.329	15:33:06.472
9	56.405	+0.551	15:34:02.877
10	57.065	+1.211	15:34:59.942
11	56.323	+0.469	15:35:56.265
12	56.183	+0.329	15:36:52.448
13	56.522	+0.668	15:37:48.970
14	56.148	+0.294	15:38:45.118
(32) Gary BLAIR			
1	59.364	+2.919	15:26:34.711
2	56.741	+0.296	15:27:31.452
3	56.939	+0.494	15:28:28.391
4	56.708	+0.263	15:29:25.099
5	56.525	+0.080	15:30:21.624
6	56.445		15:31:18.069
7	56.660	+0.215	15:32:14.729
8	56.662	+0.217	15:33:11.391
9	57.205	+0.760	15:34:08.596
10	56.975	+0.530	15:35:05.571
11	57.127	+0.682	15:36:02.698
12	57.180	+0.735	15:36:59.878
13	57.495	+1.050	15:37:57.373
14	57.638	+1.193	15:38:55.011
(36) Neville BELL			
1	1:00.167	+3.365	15:26:35.462
2	57.372	+0.570	15:27:32.834
3	57.793	+0.991	15:28:30.627
4	57.195	+0.393	15:29:27.822
5	56.962	+0.160	15:30:24.784
6	56.802		15:31:21.586
7	57.472	+0.670	15:32:19.058
8	57.305	+0.503	15:33:16.363
9	57.349	+0.547	15:34:13.712
10	57.641	+0.839	15:35:11.353
11	57.240	+0.438	15:36:08.593
12	57.663	+0.861	15:37:06.256
13	57.446	+0.644	15:38:03.702
14	57.302	+0.500	15:39:01.004
(141) Zach ROGERS			
1	59.482	+3.286	15:26:34.844
2	56.738	+0.542	15:27:31.582

Lap	Lap Tm	Diff	Time of Day
3	56.614	+0.418	15:28:28.196
4	56.196		15:29:24.392
5	56.450	+0.254	15:30:20.842
6	56.456	+0.260	15:31:17.298
7	56.853	+0.657	15:32:14.151
8	57.113	+0.917	15:33:11.264
9	57.047	+0.851	15:34:08.311
10	57.091	+0.895	15:35:05.402
11	57.193	+0.997	15:36:02.595
12	1:07.926	+11.730	15:37:10.521
13	56.974	+0.778	15:38:07.495
14	57.404	+1.208	15:39:04.899
(24) Jason HETHERINGTON			
1	1:01.430	+4.236	15:26:37.307
2	57.698	+0.504	15:27:35.005
3	57.530	+0.336	15:28:32.535
4	57.923	+0.729	15:29:30.458
5	57.483	+0.289	15:30:27.941
6	57.628	+0.434	15:31:25.569
7	57.194		15:32:22.763
8	57.971	+0.777	15:33:20.734
9	57.491	+0.297	15:34:18.225
10	58.540	+1.346	15:35:16.765
11	57.847	+0.653	15:36:14.612
12	58.170	+0.976	15:37:12.782
13	57.821	+0.627	15:38:10.603
14	57.925	+0.731	15:39:08.528
(31) Aaron WALKER			
1	1:01.910	+4.951	15:26:37.840
2	57.727	+0.768	15:27:35.567
3	57.515	+0.556	15:28:33.082
4	57.562	+0.603	15:29:30.644
5	57.544	+0.585	15:30:28.188
6	57.139	+0.180	15:31:25.327
7	56.959		15:32:22.286
8	57.897	+0.938	15:33:20.183
9	57.778	+0.819	15:34:17.961
10	1:02.006	+5.047	15:35:19.967
11	57.550	+0.591	15:36:17.517
12	57.957	+0.998	15:37:15.474
13	57.712	+0.753	15:38:13.186
14	57.851	+0.892	15:39:11.037
(11) Philip MAGUIRE			
1	1:01.830	+4.691	15:26:37.743
2	57.506	+0.367	15:27:35.249
3	57.540	+0.401	15:28:32.789
4	57.356	+0.217	15:29:30.145
5	57.686	+0.547	15:30:27.831
6	57.139		15:31:24.970
7	57.235	+0.096	15:32:22.205
8	57.929	+0.790	15:33:20.134
9	57.593	+0.454	15:34:17.727
10	1:02.752	+5.613	15:35:20.479
11	57.547	+0.408	15:36:18.026
12	1:00.411	+3.272	15:37:18.437
13	58.493	+1.354	15:38:16.930
14	59.135	+1.996	15:39:16.065
(77) Samuel ALLEN			
1	1:00.499	+1.815	15:26:39.800
2	58.882	+0.198	15:27:38.682
3	59.242	+0.558	15:28:37.924
4	58.923	+0.239	15:29:36.847

Clerk of the Course - Paul Fullerton

Orbits

Timekeepers - David Barr & Keith Mason

Results remain provisional until conclusion of technical/judicial matters

Signed:  (Chief Timekeeper)



Round 1, Ulster Kart Championships

Senior Max

Nutts Corner National Circuit 0.829 miles

Final

19/03/2022 15:35

Race (12:00 and 1 Laps) started at 15:25:34

Lap	Lap Tm	Diff	Time of Day	Lap	Lap Tm	Diff	Time of Day	Lap	Lap Tm	Diff	Time of Day
5	59.406	+0.722	15:30:36.253								
6	58.799	+0.115	15:31:35.052								
7	1:00.011	+1.327	15:32:35.063								
8	59.016	+0.332	15:33:34.079								
9	58.684		15:34:32.763								
10	58.955	+0.271	15:35:31.718								
11	59.166	+0.482	15:36:30.884								
12	1:00.176	+1.492	15:37:31.060								
13	58.991	+0.307	15:38:30.051								
14	1:00.737	+2.053	15:39:30.788								
<hr/>											
(16) Ellie-Anna McFALL											
1	59.913	+3.476	15:26:35.620								
2	57.414	+0.977	15:27:33.034								
3	57.166	+0.729	15:28:30.200								
4	56.558	+0.121	15:29:26.758								
5	56.532	+0.095	15:30:23.290								
6	56.528	+0.091	15:31:19.818								
7	56.469	+0.032	15:32:16.287								
8	56.437		15:33:12.724								
9	56.805	+0.368	15:34:09.529								
10	56.720	+0.283	15:35:06.249								
11	56.806	+0.369	15:36:03.055								
12	3:18.745	+2:22.308	15:39:21.800								
<hr/>											
(28) Marc VASEY											
1	59.862	+2.270	15:26:39.943								
2	58.970	+1.378	15:27:38.913								
3	59.245	+1.653	15:28:38.158								
4	58.889	+1.297	15:29:37.047								
5	59.369	+1.777	15:30:36.416								
6	58.792	+1.200	15:31:35.208								
7	1:04.385	+6.793	15:32:39.593								
8	58.053	+0.461	15:33:37.646								
9	57.657	+0.065	15:34:35.303								
10	57.592		15:35:32.895								
11	58.161	+0.569	15:36:31.056								
<hr/>											
(12) Johnny CLYDE											
1	1:00.537	+3.313	15:26:36.247								
2	57.224		15:27:33.471								
3	57.813	+0.589	15:28:31.284								
4	57.751	+0.527	15:29:29.035								
5	57.769	+0.545	15:30:26.804								
6	57.744	+0.520	15:31:24.548								
7	57.414	+0.190	15:32:21.962								
8	57.776	+0.552	15:33:19.738								
9	57.782	+0.558	15:34:17.520								
10	1:05.056	+7.832	15:35:22.576								
<hr/>											
(99) Lewis DUFF											
1	58.236	+1.919	15:26:33.249								
2	56.887	+0.570	15:27:30.136								
3	56.387	+0.070	15:28:26.523								
4	56.317		15:29:22.840								
5	56.360	+0.043	15:30:19.200								
6	56.558	+0.241	15:31:15.758								
7	56.541	+0.224	15:32:12.299								
8	56.768	+0.451	15:33:09.067								
9	57.026	+0.709	15:34:06.093								


Clerk of the Course - Paul Fullerton

Orbits

Timekeepers - David Barr & Keith Mason

Results remain provisional until conclusion of technical/judicial matters

Signed:



(Chief Timekeeper)



motor
sport
UK

Round 1, Ulster Kart Championships (SK)
Sorted on Laps

125cc Superkarts

Nutts Corner (SK) 0.784 miles

Race 4

19/03/2022 16:10

Race (8:00 and 1 Laps) started at 15:43:48

Pos	No.	Name	Laps	Total Tm	Diff	Gap	Best Tm	In Lap	2nd Best	Avg Tm
1	55	Ross WITHEROW	14	8:43.419			36.999	9	37.057	37.387
2	39	Ian WALSH	14	8:50.013	6.594	6.594	37.095	9	37.130	37.851
3	17	Scott GREENAWAY	14	8:58.504	15.085	8.491	37.885	9	37.973	38.422
4	25	Noel LINDSAY	14	9:13.825	30.406	15.321	38.621	5	38.710	39.483
Not classified										
DNF	43	Brian JONES	9	5:37.920	DNF		36.887	9	37.025	37.513
DNF	22	Kevin SHINE	9	5:37.983	DNF		36.990	8	37.062	37.507
DNS	40	Aaron NEWELL			DNS			0		

Margin of Victory	Avg. Speed	Best Lap Tm	Best Speed	Best Lap by
6.594	75.491	36.999	76.283	55 - Ross WITHEROW


Clerk of the Course - Paul Fullerton

Orbits

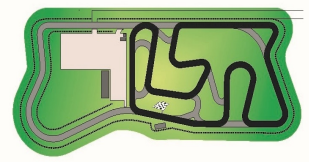
Timekeepers - David Barr & Keith Mason

Results remain provisional until conclusion of technical/judicial matters

Signed:



 Chief
 Timekeeper



Round 1, Ulster Kart Championships (SK)

125cc Superkarts

Nutts Corner (SK) 0.784 miles

Race 4

19/03/2022 16:10

Race (8:00 and 1 Laps) started at 15:43:48

Lap	Lap Tm	Diff	Time of Day
(55) Ross WITHEROW			
1	39.020	+2.021	15:44:27.336
2	37.626	+0.627	15:45:04.962
3	37.385	+0.386	15:45:42.347
4	37.366	+0.367	15:46:19.713
5	37.240	+0.241	15:46:56.953
6	37.386	+0.387	15:47:34.339
7	37.253	+0.254	15:48:11.592
8	37.122	+0.123	15:48:48.714
9	36.999		15:49:25.713
10	37.237	+0.238	15:50:02.950
11	37.253	+0.254	15:50:40.203
12	37.271	+0.272	15:51:17.474
13	37.057	+0.058	15:51:54.531
14	37.204	+0.205	15:52:31.735
(39) Ian WALSH			
1	39.043	+1.948	15:44:27.453
2	37.667	+0.572	15:45:05.120
3	37.420	+0.325	15:45:42.540
4	37.321	+0.226	15:46:19.861
5	37.434	+0.339	15:46:57.295
6	37.230	+0.135	15:47:34.525
7	37.192	+0.097	15:48:11.717
8	37.130	+0.035	15:48:48.847
9	37.095		15:49:25.942
10	40.071	+2.976	15:50:06.013
11	38.376	+1.281	15:50:44.389
12	37.999	+0.904	15:51:22.388
13	38.032	+0.937	15:52:00.420
14	37.909	+0.814	15:52:38.329
(17) Scott GREENAWAY			
1	39.910	+2.025	15:44:28.816
2	38.094	+0.209	15:45:06.910
3	38.573	+0.688	15:45:45.483
4	38.646	+0.761	15:46:24.129
5	38.277	+0.392	15:47:02.406
6	38.011	+0.126	15:47:40.417
7	38.091	+0.206	15:48:18.508
8	37.973	+0.088	15:48:56.481
9	37.885		15:49:34.366
10	38.562	+0.677	15:50:12.928
11	38.607	+0.722	15:50:51.535
12	38.274	+0.389	15:51:29.809
13	38.094	+0.209	15:52:07.903
14	38.917	+1.032	15:52:46.820
(25) Noel LINDSAY			
1	41.012	+2.391	15:44:30.391
2	39.390	+0.769	15:45:09.781
3	38.863	+0.242	15:45:48.644
4	38.710	+0.089	15:46:27.354
5	38.621		15:47:05.975
6	38.811	+0.190	15:47:44.786
7	38.998	+0.377	15:48:23.784
8	38.859	+0.238	15:49:02.643
9	39.554	+0.933	15:49:42.197
10	40.989	+2.368	15:50:23.186
11	39.167	+0.546	15:51:02.353
12	39.864	+1.243	15:51:42.217
13	39.451	+0.830	15:52:21.668
14	40.473	+1.852	15:53:02.141
(43) Brian JONES			

Lap	Lap Tm	Diff	Time of Day
1	39.186	+2.299	15:44:27.800
2	37.823	+0.936	15:45:05.623
3	37.395	+0.508	15:45:43.018
4	37.089	+0.202	15:46:20.107
5	37.613	+0.726	15:46:57.720
6	37.187	+0.300	15:47:34.907
7	37.025	+0.138	15:48:11.932
8	37.417	+0.530	15:48:49.349
9	36.887		15:49:26.236
(22) Kevin SHINE			
1	39.127	+2.137	15:44:27.863
2	37.684	+0.694	15:45:05.547
3	37.062	+0.072	15:45:42.609
4	37.344	+0.354	15:46:19.953
5	37.388	+0.398	15:46:57.341
6	37.404	+0.414	15:47:34.745
7	37.309	+0.319	15:48:12.054
8	36.990		15:48:49.044
9	37.255	+0.265	15:49:26.299

Lap Lap Tm Diff Time of Day

Clerk of the Course - Paul Fullerton

Orbits

Timekeepers - David Barr & Keith Mason

Results remain provisional until conclusion of technical/judicial matters

Signed:  (Chief Timekeeper)

Printed: 19/03/2022 15:55:39

