



500MRCI March Kart Meeting

Superkarts

Kirkistown 500 MRCI 1.512 miles

Qualifying

26/03/2022 10:10

Qualifying started at 10:16:43

Lap	Lap Tm	Diff	Time of Day
(27) Alan Witherow			
1	1:04.789	+8.936	10:19:28.590
2	55.853		10:20:24.443
(99) Stuart Coey			
1	1:01.399	+4.584	10:19:11.855
2	58.770	+1.955	10:20:10.625
3	58.244	+1.429	10:21:08.869
4	57.343	+0.528	10:22:06.212
5	57.230	+0.415	10:23:03.442
6	57.308	+0.493	10:24:00.750
7	56.815		10:24:57.565
8	57.224	+0.409	10:25:54.789
9	57.809	+0.994	10:26:52.598
10	57.637	+0.822	10:27:50.235
(43) Brian Jones			
1	58.474	+1.494	10:19:12.785
2	58.148	+1.168	10:20:10.933
3	57.984	+1.004	10:21:08.917
4	57.650	+0.670	10:22:06.567
5	57.893	+0.913	10:23:04.460
6	57.048	+0.068	10:24:01.508
7	57.011	+0.031	10:24:58.519
8	56.880		10:25:55.499
9	57.206	+0.226	10:26:52.705
10	57.459	+0.479	10:27:50.164
(40) Aaron Newell			
1	58.506	+1.109	10:19:13.208
2	57.397		10:20:10.605
3	57.453	+0.056	10:21:08.058
(83) Colin Menary			
p1	4:00.931	+3:03:080	10:22:14.640
2	1:05.547	+7.696	10:23:20.187
3	57.851		10:24:18.038
(72) Richard Dewart			
1	1:00.402	+1.917	10:19:17.935
2	59.891	+1.406	10:20:17.826
3	58.568	+0.083	10:21:16.394
4	1:00.269	+1.784	10:22:16.663
5	58.485		10:23:15.148
(60) Jonathan Adams			
1	1:08.194	+8.402	10:19:30.884
2	1:07.525	+7.733	10:20:38.409
3	1:09.573	+9.781	10:21:47.982
4	1:05.940	+6.148	10:22:53.922
5	59.792		10:23:53.714
6	59.850	+0.058	10:24:53.564
7	1:00.001	+0.209	10:25:53.565
(3) Liam Fox			
1	1:00.295		10:19:20.905
(53) Alan Crossen			
p1	2:46.411	+1:45:750	10:21:18.741
2	1:09.741	+9.080	10:22:28.482
3	1:01.681	+1.020	10:23:30.163
4	1:00.863	+0.202	10:24:31.026
5	1:00.661		10:25:31.687
(55) Ross Witherow			
1	1:13.443	+12.178	10:19:43.121
2	1:03.822	+2.557	10:20:46.943
3	1:02.515	+1.250	10:21:49.458
4	1:10.520	+9.255	10:22:59.978
5	1:01.381	+0.116	10:24:01.359
6	1:01.287	+0.022	10:25:02.646
7	1:01.265		10:26:03.911

Lap	Lap Tm	Diff	Time of Day
(25) Noel Lindsay			
1	1:06.735	+0.938	10:19:36.162
2	1:05.897	+0.100	10:20:42.059
3	1:05.797		10:21:47.856
4	1:06.035	+0.238	10:22:53.891
(19) Philip Mills			
1	1:07.349	+1.013	10:19:33.515
2	1:06.336		10:20:39.851
3	1:07.899	+1.563	10:21:47.750
4	1:07.764	+1.428	10:22:55.514
5	1:08.257	+1.921	10:24:03.771

Lap	Lap Tm	Diff	Time of Day
-----	--------	------	-------------

Results provisional until the conclusion of judicial and technical matters

Orbits

Chief Timekeeper: D.Bradfield

Clerk of the Course:

Live timing available at timing.rhwright.co.uk

www.mylaps.com

Licensed to: R.H.Wright Timing



R.H.Wright Timing

500MRCI March Kart Meeting

Sorted on best lap time

Superkarts

Kirkistown 500 MRCI 1.512 miles

Qualifying

26/03/2022 10:10

Qualifying started at 10:16:43

Pos	No.	Name	Make	Best Tm	Diff	In Lap	Best Speed	2nd Best	2nd Lap
1	27	Alan Witherow	Anderson PVP	55.853		2	97.453	1:04.789	1
2	99	Stuart Coey	PVP PVP	56.815	0.962	7	95.803	57.224	8
3	43	Brian Jones	PVP PVP	56.980	1.127	8	95.525	57.011	7
4	40	Aaron Newell	Anderson PVP	57.397	1.544	2	94.831	57.453	3
5	83	Colin Menary	Anderson FPE	57.851	1.998	3	94.087		0
6	72	Richard Dewart	Anderson VM	58.485	2.632	5	93.067	58.568	3
7	60	Jonathan Adams	Anderson VM	59.792	3.939	5	91.033	59.850	6
8	3	Liam Fox	Anderson FPE	1:00.295	4.442	1	90.273		0
9	53	Alan Crossen	Anderson DEA	1:00.661	4.808	5	89.728	1:00.863	4
10	55	Ross Witherow	Anderson TM	1:01.265	5.412	7	88.844	1:01.287	6
11	25	Noel Lindsay	Superkart TM	1:05.797	9.944	3	82.724	1:05.897	2
12	19	Philip Mills	Anderson DEA	1:06.336	10.483	2	82.052	1:07.349	1
13	75	Micheal Curran	Anderson VM			0	-		0
14	89	Keith Hemsley	Anderson TM			0	-		0

Results provisional until the conclusion of judicial and technical matters

Orbits

Chief Timekeeper: D.Bradfield

Clerk of the Course:

Live timing available at timing.rhwright.co.uk

www.mylaps.com

Licensed to: R.H.Wright Timing



500MRCI March Kart Meeting

Superkarts

Kirkistown 500 MRCI 1.512 miles

Race 1 (R5)

26/03/2022 13:05

Race (8:00 and 1 Laps) started at 12:55:06

Lap	Lap Tm	Diff	Time of Day
(40) Aaron Newell			
1	59.279	+3.293	12:56:06.212
2	58.082	+2.096	12:57:04.294
3	56.342	+0.356	12:58:00.636
4	56.028	+0.042	12:58:56.664
5	55.993	+0.007	12:59:52.657
6	55.986		13:00:48.643
7	56.419	+0.433	13:01:45.062
8	56.889	+0.903	13:02:41.951
9	56.974	+0.988	13:03:38.925
10	56.495	+0.509	13:04:35.420
(72) Richard Dewart			
1	1:00.792	+3.678	12:56:07.891
2	58.794	+1.680	12:57:06.685
3	57.383	+0.269	12:58:04.068
4	57.571	+0.457	12:59:01.639
5	57.373	+0.259	12:59:59.012
6	57.114		13:00:56.126
7	57.680	+0.566	13:01:53.806
8	57.542	+0.428	13:02:51.348
9	58.191	+1.077	13:03:49.539
10	57.880	+0.766	13:04:47.419
(43) Brian Jones			
1	1:00.389	+3.068	12:56:07.304
2	58.142	+0.821	12:57:05.446
3	57.344	+0.023	12:58:02.790
4	57.321		12:59:00.111
5	57.697	+0.376	12:59:57.808
6	57.560	+0.239	13:00:55.368
7	58.294	+0.973	13:01:53.662
8	58.419	+1.098	13:02:52.081
9	58.732	+1.411	13:03:50.813
10	58.231	+0.910	13:04:49.044
(60) Jonathan Adams			
1	1:00.606	+1.965	12:56:07.754
2	59.102	+0.461	12:57:06.856
3	58.641		12:58:05.497
4	59.060	+0.419	12:59:04.557
5	59.368	+0.727	13:00:03.925
6	59.425	+0.784	13:01:03.350
7	59.485	+0.844	13:02:02.835
8	59.748	+1.107	13:03:02.583
9	59.604	+0.963	13:04:02.187
10	59.397	+0.756	13:05:01.584
(53) Alan Crossen			
1	1:01.962	+1.694	12:56:11.185
2	1:00.268		12:57:11.453
3	1:00.930	+0.662	12:58:12.383
4	1:00.660	+0.392	12:59:13.043
5	1:00.553	+0.285	13:00:13.596
6	1:01.064	+0.796	13:01:14.660
7	1:00.846	+0.578	13:02:15.506
8	1:00.613	+0.345	13:03:16.119
9	1:00.606	+0.338	13:04:16.725
10	1:00.590	+0.322	13:05:17.315
(55) Ross Witherow			
1	1:03.331	+2.209	12:56:12.802
2	1:01.831	+0.709	12:57:14.633
3	1:01.422	+0.300	12:58:16.055
4	1:01.425	+0.303	12:59:17.480
5	1:01.122		13:00:18.602
6	1:01.645	+0.523	13:01:20.247
7	1:01.688	+0.566	13:02:21.935
8	1:01.869	+0.747	13:03:23.804
9	1:01.550	+0.428	13:04:25.354
10	1:01.367	+0.245	13:05:26.721
(25) Noel Lindsay			

Lap	Lap Tm	Diff	Time of Day
1	1:06.061	+1.311	12:56:15.584
2	1:06.052	+1.302	12:57:21.636
3	1:05.122	+0.372	12:58:26.758
4	1:06.088	+1.338	12:59:32.846
5	1:05.343	+0.593	13:00:38.189
6	1:04.887	+0.137	13:01:43.076
7	1:05.655	+0.905	13:02:48.731
8	1:05.039	+0.289	13:03:53.770
9	1:04.750		13:04:58.520
(27) Alan Witherow			
1	58.939	+2.935	12:56:05.715
2	57.712	+1.708	12:57:03.427
3	56.333	+0.329	12:57:59.760
4	56.004		12:58:55.764
5	56.476	+0.472	12:59:52.240
6	56.656	+0.652	13:00:48.896
(99) Stuart Coey			
1	58.978	+2.336	12:56:05.744
2	57.421	+0.779	12:57:03.165
3	56.877	+0.235	12:58:00.042
4	57.093	+0.451	12:58:57.135
5	56.642		12:59:53.777
6	1:08.985	+12.343	13:01:02.762
(19) Philip Mills			
1	1:06.093	+1.222	12:56:16.263
2	1:05.578	+0.707	12:57:21.841
3	1:05.503	+0.632	12:58:27.344
4	1:06.198	+1.327	12:59:33.542
5	1:04.671		13:00:38.413
6	1:09.095	+4.224	13:01:47.508
(83) Colin Menary			
1	59.253	+1.802	12:56:06.150
2	57.451		12:57:03.601
(3) Liam Fox			
1	59.256	+3.404	12:56:06.756
2	56.907	+1.055	12:57:03.663
3	56.601	+0.749	12:58:00.264
4	55.852		12:58:56.116
(75) Micheal Curran			
1	1:24.300	+9.803	12:56:43.665
2	1:32.976	+18.479	12:58:16.641
3	1:27.602	+13.105	12:59:44.243
4	1:36.525	+22.028	13:01:20.768
5	1:25.781	+11.284	13:02:46.549
6	1:21.628	+7.131	13:04:08.177
7	1:14.497		13:05:22.674

Results provisional until the conclusion of judicial and technical matters

Orbits

Chief Timekeeper: D.Bradfield

Clerk of the Course:

Live timing available at timing.rhwright.co.uk

www.mylaps.com

Licensed to: R.H.Wright Timing



R.H.Wright Timing

500MRCI March Kart Meeting

Sorted on Laps

Superkarts

Kirkistown 500 MRCI 1.512 miles

Race 1 (R5)

26/03/2022 13:05

Race (8:00 and 1 Laps) started at 12:55:06

Pos	No.	Name	Make	Laps	Total Tm	Best Tm	Best Speed	In Lap	Avg. Speed
1	40	Aaron Newell	Anderson PVP	10	9:28.654	55.986	97.221	6	95.718
2	72	Richard Dewart	Anderson VM	10	9:40.653	57.114	95.301	6	93.740
3	43	Brian Jones	PVP PVP	10	9:42.278	57.321	94.957	4	93.478
4	60	Jonathan Adams	Anderson VM	10	9:54.818	58.641	92.819	3	91.507
5	53	Alan Crossen	Anderson DEA	10	10:10.549	1:00.268	90.314	2	89.150
6	55	Ross Witherow	Anderson TM	10	10:19.955	1:01.122	89.052	5	87.797
7	25	Noel Lindsay	Superkart TM	9	9:51.754	1:04.750	84.062	9	82.783
Not classified									
DNF	27	Alan Witherow	Anderson PVP	6	5:42.130	56.004	97.190	4	95.455
DNF	99	Stuart Coey	PVP PVP	6	5:55.996	56.642	96.095	5	91.737
DNF	19	Philip Mills	Anderson DEA	6	6:40.742	1:04.871	83.905	5	81.494
DNF	3	Liam Fox	Anderson FPE	4	3:49.350	55.852	97.454	4	94.929
DNF	83	Colin Menary	Anderson FPE	2	1:56.835	57.451	94.742	2	93.174
DNS	75	Micheal Curran	Anderson VM	7	10:15.908	1:14.497	73.064	7	61.862
DNS	89	Keith Hemsley	Anderson TM					0	

Margin of Victory

Avg. Speed

Best Lap Tm

Best Speed

Best Lap by

11.999

95.718

55.986

97.221

40 - Aaron Newell

Results provisional until the conclusion of judicial and technical matters

Orbits

Chief Timekeeper: D.Bradfield

Clerk of the Course:

Live timing available at timing.rhwright.co.uk

www.mylaps.com

Licensed to: R.H.Wright Timing

Printed: 26/03/2022 13:08:54



500MRCI March Kart Meeting

Superkarts

Kirkistown 500 MRCI 1.512 miles

Race 1 (R5)

26/03/2022 13:05

Race (8:00 and 1 Laps)

7	19	89
	13	14
6	55	25
	11	12
5	75	53
	9	10
4	60	3
	7	8
3	83	72
	5	6
2	43	40
	3	4
1	27	99
	1	2

POLE POSITION

Results provisional until the conclusion of judicial and technical matters

Orbits

Chief Timekeeper: D.Bradfield

Clerk of the Course:

Live timing available at timing.rhwright.co.uk

www.mylaps.com

Licensed to: R.H.Wright Timing



500MRCI March Kart Meeting


Superkarts

Kirkistown 500 MRCI 1.512 miles

Race 2 (R11)

26/03/2022 16:04

Race (8:00 and 1 Laps) started at 16:02:54



Lap	Lap Tm	Diff	Time of Day
(3) Liam Fox			
1	59.093	+2.720	16:03:53.968
2	57.434	+1.061	16:04:51.402
3	56.728	+0.355	16:05:48.130
4	57.055	+0.682	16:06:45.185
5	56.373		16:07:41.558
6	56.696	+0.323	16:08:38.254
(40) Aaron Newell			
1	59.004	+2.359	16:03:54.015
2	57.595	+0.950	16:04:51.610
3	56.755	+0.110	16:05:48.365
4	56.863	+0.218	16:06:45.228
5	56.679	+0.034	16:07:41.907
6	56.645		16:08:38.552
(83) Colin Menary			
1	1:00.454	+3.895	16:03:55.862
2	57.462	+0.903	16:04:53.324
3	56.608	+0.049	16:05:49.932
4	56.863	+0.304	16:06:46.795
5	56.965	+0.406	16:07:43.760
6	56.559		16:08:40.319
(43) Brian Jones			
1	59.805	+2.241	16:03:55.173
2	58.309	+0.745	16:04:53.482
3	57.564		16:05:51.046
4	58.068	+0.504	16:06:49.114
5	57.572	+0.008	16:07:46.886
6	58.174	+0.610	16:08:44.860
(72) Richard Dewart			
1	1:01.588	+4.012	16:03:56.863
2	59.038	+1.462	16:04:55.901
3	57.719	+0.143	16:05:53.620
4	59.574	+1.998	16:06:53.194
5	57.576		16:07:50.770
6	57.885	+0.309	16:08:48.655
(53) Alan Crossen			
1	1:02.452	+1.463	16:04:00.715
2	1:01.157	+0.168	16:05:01.872
3	1:01.128	+0.139	16:06:03.000
4	1:01.026	+0.037	16:07:04.026
5	1:00.989		16:08:05.015
6	1:01.029	+0.040	16:09:06.044
(25) Noel Lindsay			
1	1:05.792	+0.556	16:04:04.342
2	1:05.569	+0.333	16:05:09.911
3	1:05.236		16:06:15.147
4	1:06.156	+0.920	16:07:21.303
5	1:06.002	+0.766	16:08:27.305
6	1:06.558	+1.322	16:09:33.863
(27) Alan Witherow			
1	4:20.106	+3:22.130	16:07:15.305
2	1:03.615	+5.639	16:08:18.920
3	57.976		16:09:16.896
(55) Ross Witherow			
1	1:03.008	+1.603	16:04:01.469
2	1:01.679	+0.274	16:05:03.148
3	1:01.546	+0.141	16:06:04.694
4	1:01.405		16:07:06.099
5	1:03.291	+1.886	16:08:09.390
(60) Jonathan Adams			
1	1:00.652		16:03:56.379
(75) Micheal Curran			
1	1:02.217		16:03:58.209

Lap	Lap Tm	Diff	Time of Day
-----	--------	------	-------------

Lap	Lap Tm	Diff	Time of Day
-----	--------	------	-------------

Results provisional until the conclusion of judicial and technical matters

Orbits

Chief Timekeeper: D.Bradfield

Clerk of the Course:

Live timing available at timing.rhwright.co.uk

www.mylaps.com

Licensed to: R.H.Wright Timing



500MRCI March Kart Meeting

Sorted on Laps

Superkarts

Kirkistown 500 MRCI 1.512 miles

Race 2 (R11)

26/03/2022 16:04

Race (8:00 and 1 Laps) started at 16:02:54

Pos	No.	Name	Make	Laps	Total Tm	Best Tm	Best Speed	In Lap	Avg. Speed
1	3	Liam Fox	Anderson FPE	6	5:43.379	56.373	96.554	5	95.108
2	40	Aaron Newell	Anderson PVP	6	5:43.677	56.645	96.090	6	95.026
3	83	Colin Menary	Anderson FPE	6	5:45.444	56.559	96.236	6	94.540
4	43	Brian Jones	PVP PVP	6	5:49.985	57.564	94.556	3	93.313
5	72	Richard Dewart	Anderson VM	6	5:53.780	57.576	94.536	5	92.312
6	53	Alan Crossen	Anderson DEA	6	6:11.169	1:00.989	89.246	5	87.987
7	25	Noel Lindsay	Superkart TM	6	6:38.988	1:05.236	83.436	3	81.852
8	27	Alan Witherow	Anderson PVP	3	6:22.021	57.976	93.884	3	42.744
Not classified									
DNF	55	Ross Witherow	Anderson TM	5	5:14.515	1:01.405	88.641	4	86.530
DNF	60	Jonathan Adams	Anderson VM	1	1:01.504	1:00.652	89.742	1	88.499
DNF	75	Micheal Curran	Anderson VM	1	1:03.334	1:02.217	87.484	1	85.942

Announcements

Race red-flagged on lap 7. Race declared based on lap 6. Q12.15.4

Margin of Victory	Avg. Speed	Best Lap Tm	Best Speed	Best Lap by
0.298	95.108	56.373	96.554	3 - Liam Fox

Results provisional until the conclusion of judicial and technical matters

Orbits

Chief Timekeeper: D.Bradfield

Clerk of the Course:

Live timing available at timing.rhwright.co.uk

www.mylaps.com

Licensed to: R.H.Wright Timing

Printed: 26/03/2022 16:14:43



500MRCI March Kart Meeting

Superkarts

Kirkistown 500 MRCI 1.512 miles


Race 2 (R11)

26/03/2022 15:45

Race (8:00 and 1 Laps)

7	19	89
	13	14
6	55	25
	11	12
5	75	53
	9	10
4	83	60
	7	8
3	72	43
	5	6
2	27	99
	3	4
1	3	40
	1	2

POLE POSITION



Results provisional until the conclusion of judicial and technical matters

Orbits

Chief Timekeeper: D.Bradfield

Clerk of the Course:

Live timing available at timing.rhwright.co.uk

www.mylaps.com

Licensed to: R.H.Wright Timing



500MRCI March Kart Meeting

Superkarts

Kirkistown 500 MRCI 1.512 miles


Race 3 (R15)

26/03/2022 17:35

Race (8:00 and 1 Laps) started at 17:45:47

Lap	Lap Tm	Diff	Time of Day
(3) Liam Fox			
1	58.315	+2.382	17:46:46.242
2	57.143	+1.210	17:47:43.385
3	55.981	+0.048	17:48:39.366
4	55.936	+0.003	17:49:35.302
5	56.127	+0.194	17:50:31.429
6	56.154	+0.221	17:51:27.583
7	55.933		17:52:23.516
8	56.841	+0.908	17:53:20.357
9	56.545	+0.612	17:54:16.902
10	56.080	+0.147	17:55:12.982
(40) Aaron Newell			
1	58.601	+2.368	17:46:46.797
2	56.866	+0.633	17:47:43.663
3	56.334	+0.101	17:48:39.997
4	56.625	+0.392	17:49:36.622
5	56.640	+0.407	17:50:33.262
6	56.714	+0.481	17:51:29.976
7	56.479	+0.246	17:52:26.455
8	56.963	+0.730	17:53:23.418
9	56.233		17:54:19.651
10	56.353	+0.120	17:55:16.004
(27) Alan Witherow			
1	59.262	+3.534	17:46:47.729
2	56.669	+0.941	17:47:44.398
3	55.728		17:48:40.126
4	56.823	+1.095	17:49:36.949
5	56.284	+0.556	17:50:33.233
6	57.621	+1.893	17:51:30.854
7	56.071	+0.343	17:52:26.925
8	56.935	+1.207	17:53:23.860
9	56.360	+0.632	17:54:20.220
10	56.453	+0.725	17:55:16.673
(43) Brian Jones			
1	59.533	+2.468	17:46:47.840
2	57.597	+0.532	17:47:45.437
3	57.240	+0.175	17:48:42.677
4	57.277	+0.212	17:49:39.954
5	57.507	+0.442	17:50:37.461
6	57.441	+0.376	17:51:34.902
7	57.065		17:52:31.967
8	58.457	+1.392	17:53:30.424
9	59.050	+1.985	17:54:29.474
10	57.560	+0.495	17:55:27.034
(72) Richard Dewart			
1	59.638	+1.954	17:46:48.532
2	57.779	+0.095	17:47:46.411
3	57.753	+0.069	17:48:44.164
4	57.799	+0.115	17:49:41.963
5	58.366	+0.682	17:50:40.329
6	57.684		17:51:38.013
7	57.847	+0.163	17:52:35.860
8	58.357	+0.673	17:53:34.217
9	58.039	+0.355	17:54:32.256
10	57.826	+0.142	17:55:30.082
(53) Alan Crossen			
1	1:02.802	+2.326	17:46:54.111
2	1:01.041	+0.565	17:47:55.152
3	1:01.261	+0.785	17:48:56.413
4	1:00.670	+0.194	17:49:57.083
5	1:00.531	+0.055	17:50:57.614
6	1:00.476		17:51:58.090
7	1:00.783	+0.307	17:52:58.873
8	1:00.675	+0.199	17:53:59.548
9	1:00.982	+0.506	17:55:00.530
10	1:00.876	+0.400	17:56:01.406
(55) Ross Witherow			

Lap	Lap Tm	Diff	Time of Day
1	1:02.738	+1.803	17:46:54.244
2	1:01.406	+0.471	17:47:55.650
3	1:01.057	+0.122	17:48:56.707
4	1:01.173	+0.238	17:49:57.880
5	1:00.935		17:50:58.815
6	1:01.101	+0.166	17:51:59.916
7	1:01.085	+0.150	17:53:01.001
8	1:01.287	+0.352	17:54:02.288
9	1:01.383	+0.448	17:55:03.671
10	1:01.331	+0.396	17:56:05.002
(25) Noel Lindsay			
1	1:05.436	+1.315	17:46:57.100
2	1:05.656	+1.535	17:48:02.756
3	1:05.117	+0.996	17:49:07.873
4	1:04.738	+0.617	17:50:12.611
5	1:04.574	+0.453	17:51:17.185
6	1:05.125	+1.004	17:52:22.310
7	1:06.067	+1.946	17:53:28.377
8	1:06.250	+2.129	17:54:34.627
9	1:04.121		17:55:38.748
(83) Colin Menary			
1	58.449	+2.534	17:46:46.501
2	57.083	+1.168	17:47:43.584
3	55.915		17:48:39.499
4	57.096	+1.181	17:49:36.595
5	56.543	+0.628	17:50:33.138
6	56.546	+0.631	17:51:29.684
7	56.606	+0.691	17:52:26.290
8	56.923	+1.008	17:53:23.213
9	56.301	+0.386	17:54:19.514
10	56.261	+0.346	17:55:15.775



Results provisional until the conclusion of judicial and technical matters

Orbits

Chief Timekeeper: D.Bradfield

Clerk of the Course:

Live timing available at timing.rhwright.co.uk

www.mylaps.com

Licensed to: R.H.Wright Timing



500MRCI March Kart Meeting

Sorted on Laps

Superkarts

Kirkistown 500 MRCI 1.512 miles

Race 3 (R15)

26/03/2022 17:35

Race (8:00 and 1 Laps) started at 17:45:47

Pos	No.	Name	Make	Laps	Total Tm	Best Tm	Best Speed	In Lap	Avg. Speed
125 Superkarts									
1	53	Alan Crossen	Anderson DEA	10	10:13.479	1:00.476	90.003	6	88.724
2	55	Ross Witherow	Anderson TM	10	10:17.075	1:00.935	89.325	5	88.207
3	25	Noel Lindsay	Superkart TM	9	9:50.821	1:04.121	84.887	9	82.914
250 Superkarts									
1	3	Liam Fox	Anderson FPE	10	9:25.055	55.933	97.313	7	96.327
2	40	Aaron Newell	Anderson PVP	10	9:28.077	56.233	96.794	9	95.815
3	27	Alan Witherow	Anderson PVP	10	9:28.746	55.728	97.671	3	95.702
4	43	Brian Jones	PVP PVP	10	9:39.107	57.065	95.383	7	93.990
5	72	Richard Dewart	Anderson VM	10	9:42.155	57.684	94.359	6	93.498
Not classified									
DNF	60	Jonathan Adams	Anderson VM		1.155		-	0	-
DNF	75	Micheal Curran	Anderson VM		1.615		-	0	-
DNS	99	Stuart Coey	PVP PVP				-	0	-
DQ	83	Colin Menary	Anderson FPE	10	9:27.848	55.915	97.345	3	95.853

Announcements

Exclusion - 83 - Technical Infringement (Underweight U17.29)

Margin of Victory	Avg. Speed	Best Lap Tm	Best Speed	Best Lap by
3.022	96.327	55.728	97.671	27 - Alan Witherow

Results provisional until the conclusion of judicial and technical matters

Orbits

Chief Timekeeper: D.Bradfield

Clerk of the Course:

Live timing available at timing.rhwright.co.uk

www.mylaps.com

Licensed to: R.H.Wright Timing

Printed: 26/03/2022 18:20:11



500MRCI March Kart Meeting

Superkarts

Kirkistown 500 MRCI 1.512 miles

Race 3 (R15)

26/03/2022 17:35

Race (8:00 and 1 Laps)

7	19	89
	13	14
6	55	25
	11	12
5	75	53
	9	10
4	60	99
	7	8
3	72	27
	5	6
2	40	43
	3	4
1	3	83
	1	2

POLE POSITION

Results provisional until the conclusion of judicial and technical matters

Orbits

Chief Timekeeper: D.Bradfield

Clerk of the Course:

Live timing available at timing.rhwright.co.uk

www.mylaps.com

Licensed to: R.H.Wright Timing