

Round 2, NI Karting Championships
Sorted on best lap time

Senior Max

Nutts Corner National Circuit 0.829 miles

Free Practice

09/04/2022 09:10

Practice started at 9:14:04

Pos	No.	Name	Best Tm	Diff	Gap	In Lap	2nd Best	Avg Tm	Laps led
Senior Max									
1	26	Daniel CONLON	56.447			3	57.566	57.450	2
2	NW	Simon ALLEN	56.548	0.101	0.101	4	57.137	58.090	0
3	22	Paul PRENTICE	57.472	1.025	0.924	4	58.301	58.836	1
4	24	Jason HETHERINGTON	58.041	1.594	0.569	3	58.497	59.034	0
5	32	Gary BLAIR	58.347	1.900	0.306	1	1:07.841	1:08.105	1
6	56	Connor SMITH	59.439	2.992	1.092	2	1:05.334	1:05.103	0
7	1	Conor McPOLIN	1:03.037	6.590	3.598	2	1:07.311	1:05.174	0
8	35	James GILLILAND	1:03.481	7.034	0.444	2	1:12.334	1:09.833	0
9	20	Zak LECKEY	1:05.088	8.641	1.607	3	1:09.142	1:08.774	0
10	36	Neville BELL	1:08.975	12.528	3.887	3	1:10.075	1:11.288	0
11	33	Pearse MURTAGH	1:31.034	34.587	22.059	1	1:36.936	1:33.985	0
12	43	Ben McFALL	1:37.308	40.861	6.274	2	1:43.777	1:40.542	0

Senior Max 177

1	21	Jamie LECKEY	57.842			3	57.854	58.653	0
---	----	--------------	--------	--	--	---	--------	--------	---


Clerk of the Course - Paul Fullerton

Orbits

Timekeepers - David Barr & Keith Mason

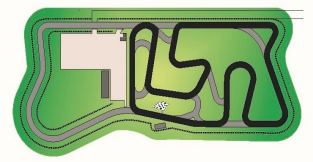
Results remain provisional until conclusion of technical/judicial matters

Signed:



(Chief Timekeeper)

Printed: 09/04/2022 09:28:07



Round 2, NI Karting Championships

Senior Max

Nutts Corner National Circuit 0.829 miles

Free Practice

09/04/2022 09:10

Practice started at 9:14:04

Lap	Lap Tm	Diff	Time of Day
(26) Daniel CONLON			
1	58.338	+1.891	9:15:03.381
2	57.566	+1.119	9:16:00.947
3	56.447		9:16:57.394
(NW) Simon ALLEN			
1	1:00.773	+4.225	9:15:16.493
2	57.902	+1.354	9:16:14.395
3	57.137	+0.589	9:17:11.532
4	56.548		9:18:08.080
(22) Paul PRENTICE			
1	1:00.197	+2.725	9:15:07.139
2	59.374	+1.902	9:16:06.513
3	58.301	+0.829	9:17:04.814
4	57.472		9:18:02.286
(21) Jamie LECKEY			
1	1:00.771	+2.929	9:15:17.566
2	58.145	+0.303	9:16:15.711
3	57.842		9:17:13.553
4	57.854	+0.012	9:18:11.407
(24) Jason HETHERINGTON			
1	1:00.636	+2.595	9:15:11.910
2	58.963	+0.922	9:16:10.873
3	58.041		9:17:08.914
4	58.497	+0.456	9:18:07.411
(32) Gary BLAIR			
1	58.347		9:15:03.084
2	1:07.841	+9.494	9:16:10.925
3	1:18.127	+19.780	9:17:29.052
(56) Connor SMITH			
1	1:10.536	+11.097	9:15:44.667
2	59.439		9:16:44.106
3	1:05.334	+5.895	9:17:49.440
(1) Conor McPOLIN			
1	1:07.311	+4.274	9:15:40.278
2	1:03.037		9:16:43.315
(35) James GILLILAND			
1	1:13.686	+10.205	9:15:32.039
2	1:03.481		9:16:35.520
3	1:12.334	+8.853	9:17:47.854
(20) Zak LECKEY			
1	1:12.092	+7.004	9:15:33.094
2	1:09.142	+4.054	9:16:42.236
3	1:05.088		9:17:47.324
(36) Neville BELL			
1	1:14.815	+5.840	9:15:31.850
2	1:10.075	+1.100	9:16:41.925
3	1:08.975		9:17:50.900
(33) Pearse MURTAGH			
1	1:31.034		9:16:09.209
2	1:36.936	+5.902	9:17:46.145
(43) Ben McFALL			
1	1:43.777	+6.469	9:16:21.584
2	1:37.308		9:17:58.892

Lap Lap Tm Diff Time of Day

Lap Lap Tm Diff Time of Day


Clerk of the Course - Paul Fullerton

Orbits

Timekeepers - David Barr & Keith Mason

Results remain provisional until conclusion of technical/judicial matters

Signed:



(Chief Timekeeper)

Printed: 09/04/2022 09:19:37



Round 2, NI Karting Championships
Sorted on best lap time

Iame/Honda Cadet

Nutts Corner National Circuit 0.829 miles

Free Practice

09/04/2022 09:20

Practice started at 9:19:31

Pos	No.	Name	Best Tm	Diff	Gap	In Lap	2nd Best	Avg Tm	Laps led
Honda Cadet									
1	60	Joel MURPHY	1:08.482			3	1:08.663	1:08.905	3
2	18	Archie CONDY	1:08.745	0.263	0.263	2	1:08.954	1:09.255	0
3	17	Charlie CONDY	1:08.768	0.286	0.023	3	1:09.377	1:09.591	0
4	19	Conan WARNOCK	1:09.529	1.047	0.761	2	1:10.223	1:10.209	0
5	46	Evan PURCELL	1:10.076	1.594	0.547	3	1:10.362	1:11.069	0
6	54	Max COLBERT	1:10.799	2.317	0.723	2	1:12.734	1:15.033	0
7	32	Harry McDOWELL	1:11.251	2.769	0.452	3	1:12.456	1:12.541	0
8	29	Noah McFARLANE	1:11.484	3.002	0.233	3	1:12.867	1:12.868	0
9	36	Declan NOBLE	1:12.206	3.724	0.722	1		1:12.206	0
10	35	Harry MONTGOMERY	1:13.027	4.545	0.821	2	1:14.112	1:14.394	0
11	25	Joshua WYLIE	1:13.048	4.566	0.021	2	1:15.015	1:15.557	0
Iame Cadet									
1	10	Charlie BLAIR	1:09.602			3	1:10.356	1:10.862	0
2	93	Johnston STEWART	1:12.469	2.867	2.867	2	1:13.304	1:13.308	0
3	193	Andie STEWART	1:14.499	4.897	2.030	3	1:14.926	1:15.508	0


Clerk of the Course - Paul Fullerton

Orbits

Timekeepers - David Barr & Keith Mason

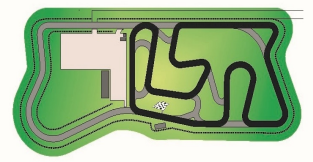
Results remain provisional until conclusion of technical/judicial matters

Signed:



(Chief Timekeeper)

Printed: 09/04/2022 09:42:17



Round 2, NI Karting Championships

Uame/Honda Cadet

Nutts Corner National Circuit 0.829 miles

Free Practice

09/04/2022 09:20

Practice started at 9:19:31

Lap	Lap Tm	Diff	Time of Day
(60) Joel MURPHY			
1	1:09.571	+1.089	9:20:41.260
2	1:08.663	+0.181	9:21:49.923
3	1:08.482		9:22:58.405
(18) Archie CONDY			
1	1:10.068	+1.323	9:20:42.351
2	1:08.745		9:21:51.096
3	1:08.954	+0.209	9:23:00.050
(17) Charlie CONDY			
1	1:10.630	+1.862	9:20:44.784
2	1:09.377	+0.609	9:21:54.161
3	1:08.768		9:23:02.929
(19) Conan WARNOCK			
1	1:10.875	+1.346	9:20:47.106
2	1:09.529		9:21:56.635
3	1:10.223	+0.694	9:23:06.858
(10) Charlie BLAIR			
1	1:12.630	+3.028	9:20:53.538
2	1:10.356	+0.754	9:22:03.894
3	1:09.602		9:23:13.496
(46) Evan PURCELL			
1	1:12.770	+2.694	9:20:48.834
2	1:10.362	+0.286	9:21:59.196
3	1:10.076		9:23:09.272
(54) Max COLBERT			
1	1:21.568	+10.769	9:20:58.539
2	1:10.799		9:22:09.338
3	1:12.734	+1.935	9:23:22.072
(32) Harry McDOWELL			
1	1:13.918	+2.667	9:20:53.909
2	1:12.456	+1.205	9:22:06.365
3	1:11.251		9:23:17.616
(29) Noah McFARLANE			
1	1:14.255	+2.771	9:21:00.960
2	1:12.867	+1.383	9:22:13.827
3	1:11.484		9:23:25.311
(36) Declan NOBLE			
1	1:12.206		9:41:48.660
(93) Johnston STEWART			
1	1:13.304	+0.835	9:20:55.219
2	1:12.469		9:22:07.688
3	1:14.153	+1.684	9:23:21.841
(35) Harry MONTGOMERY			
1	1:14.112	+1.085	9:20:53.711
2	1:13.027		9:22:06.738
3	1:16.044	+3.017	9:23:22.782
(25) Joshua WYLIE			
1	1:15.015	+1.967	9:20:53.325
2	1:13.048		9:22:06.373
3	1:18.608	+5.560	9:23:24.981
(193) Andie STEWART			
1	1:17.099	+2.600	9:21:05.009

Lap	Lap Tm	Diff	Time of Day
2	1:14.926	+0.427	9:22:19.935
3	1:14.499		9:23:34.434

Lap	Lap Tm	Diff	Time of Day
-----	--------	------	-------------

Clerk of the Course - Paul Fullerton

Orbits

Timekeepers - David Barr & Keith Mason

Results remain provisional until conclusion of technical/judicial matters

Signed:  (Chief Timekeeper)

Printed: 09/04/2022 09:42:32



Round 2, NI Karting Championships
Sorted on best lap time

Junior/Mini Max

Nutts Corner National Circuit 0.829 miles

Free Practice

09/04/2022 09:30

Practice started at 9:25:53

Pos	No.	Name	Best Tm	Diff	Gap	In Lap	2nd Best	Avg Tm	Laps led
Junior Max									
1	72	Gavin DEWART	1:01.353			2	1:05.839	1:03.596	0
2	34	Peter GILLILAND	1:02.173	0.820	0.820	2	1:06.073	1:04.123	1
3	37	Steve MONTGOMERY	1:02.570	1.217	0.397	4	1:02.586	1:05.966	2
4	14	Carter KELLY	1:02.665	1.312	0.095	2	1:06.901	1:04.783	0
5	15	James ROBINSON	1:03.575	2.222	0.910	3	1:05.678	1:06.939	0
6	19	Adam McGIVERN	1:04.268	2.915	0.693	3	1:06.007	1:09.419	0
7	46	Bobby Joe McFALL	1:06.145	4.792	1.877	1		1:06.145	1
8	36	Joe GARDINER	1:07.156	5.803	1.011	2	1:07.599	1:09.015	0
Mini Max									
1	22	Cole McFADDEN BIGGERSTAFF	1:06.216			4	1:06.490	1:09.643	0
2	88	Lewis ARTHUR	1:11.633	5.417	5.417	2	1:17.913	1:34.160	0
3	55	Dennis CHERRY	1:11.638	5.422	0.005	2	1:17.944	1:14.791	0
4	30	John O'NEILL	1:16.735	10.519	5.097	2	1:19.526	1:18.642	0

Announcements

Driver No. 19 - no transponder detected


Clerk of the Course - Paul Fullerton

Orbits

Timekeepers - David Barr & Keith Mason

Results remain provisional until conclusion of technical/judicial matters

Signed:



(Chief Timekeeper)

Printed: 09/04/2022 09:32:54

Round 2, NI Karting Championships

Junior/Mini Max

Nutts Corner National Circuit 0.829 miles

Free Practice

09/04/2022 09:30

Practice started at 9:25:53

Lap	Lap Tm	Diff	Time of Day	Lap	Lap Tm	Diff	Time of Day	Lap	Lap Tm	Diff	Time of Day
(72) Gavin DEWART											
1	1:05.839	+4.486	9:27:06.179								
2	1:01.353		9:28:07.532								
(34) Peter GILLILAND											
1	1:06.073	+3.900	9:27:00.463								
2	1:02.173		9:28:02.636								
(37) Steve MONTGOMERY											
1	1:11.028	+8.458	9:27:13.308								
2	1:07.681	+5.111	9:28:20.989								
3	1:02.586	+0.016	9:29:23.575								
4	1:02.570		9:30:26.145								
(14) Carter KELLY											
1	1:06.901	+4.236	9:27:02.876								
2	1:02.665		9:28:05.541								
(15) James ROBINSON											
1	1:12.022	+8.447	9:27:20.482								
2	1:06.481	+2.906	9:28:26.963								
3	1:03.575		9:29:30.538								
4	1:05.678	+2.103	9:30:36.216								
(19) Adam McGIVERN											
1	1:18.592	+14.324	9:27:26.054								
2	1:06.007	+1.739	9:28:32.061								
3	1:04.268		9:29:36.329								
4	1:08.811	+4.543	9:30:45.140								
(46) Bobby Joe McFALL											
1	1:06.145		9:26:59.374								
(22) Cole McFADDEN BIGGERSTAFF											
1	1:18.265	+12.049	9:27:27.520								
2	1:07.603	+1.387	9:28:35.123								
3	1:06.490	+0.274	9:29:41.613								
4	1:06.216		9:30:47.829								
(36) Joe GARDINER											
1	1:13.236	+6.080	9:27:13.181								
2	1:07.156		9:28:20.337								
3	1:08.071	+0.915	9:29:28.408								
4	1:07.599	+0.443	9:30:36.007								
(88) Lewis ARTHUR											
1	1:17.913	+6.280	9:27:34.619								
2	1:11.633		9:28:46.252								
3	2:12.934	+1:01.301	9:30:59.186								
(55) Dennis CHERRY											
1	1:17.944	+6.306	9:27:34.898								
2	1:11.638		9:28:46.536								
(30) John O'NEILL											
1	1:19.526	+2.791	9:27:58.723								
2	1:16.735		9:29:15.458								
3	1:19.666	+2.931	9:30:35.124								


Clerk of the Course - Paul Fullerton

Orbits

Timekeepers - David Barr & Keith Mason

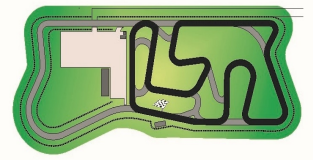
Results remain provisional until conclusion of technical/judicial matters

Signed:



(Chief Timekeeper)

Printed: 09/04/2022 09:33:15



Round 2, NI Karting Championships

Sorted on best lap time

Bambino

Nutts Corner National Circuit 0.829 miles

Free Practice

09/04/2022 09:40

Practice started at 9:33:50

Pos	No.	Name	Best Tm	Diff	Gap	In Lap	2nd Best	Avg Tm	Laps led
1	36	Ethan ROBINSON	1:21.499			3	1:21.950	1:22.339	3
2	75	Callum McVEIGH	1:23.611	2.112	2.112	3	1:25.273	1:25.040	0
3	66	Ryan ARMSTRONG	1:24.086	2.587	0.475	3	1:25.424	1:25.583	0
4	24	Jessica WYLIE	1:39.077	17.578	14.991	1	1:39.228	1:39.186	0


Clerk of the Course - Paul Fullerton

Orbits

Timekeepers - David Barr & Keith Mason

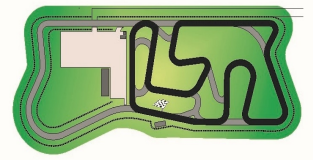
Results remain provisional until conclusion of technical/judicial matters

Signed:



(Chief Timekeeper)

Printed: 09/04/2022 09:43:02



Round 2, NI Karting Championships

Bambino

Nutts Corner National Circuit 0.829 miles

Free Practice

09/04/2022 09:40

Practice started at 9:33:50

Lap	Lap Tm	Diff	Time of Day	Lap	Lap Tm	Diff	Time of Day	Lap	Lap Tm	Diff	Time of Day
(36) Ethan ROBINSON											
1	1:23.570	+2.071	9:35:13.979								
2	1:21.950	+0.451	9:36:35.929								
3	1:21.499		9:37:57.428								
(75) Callum McVEIGH											
1	1:26.236	+2.625	9:35:24.071								
2	1:25.273	+1.662	9:36:49.344								
3	1:23.611		9:38:12.955								
(66) Ryan ARMSTRONG											
1	1:27.240	+3.154	9:35:24.008								
2	1:25.424	+1.338	9:36:49.432								
3	1:24.086		9:38:13.518								
(24) Jessica WYLIE											
1	1:39.077		9:35:53.328								
2	1:39.254	+0.177	9:37:32.582								
3	1:39.228	+0.151	9:39:11.810								

Clerk of the Course - Paul Fullerton

Orbits

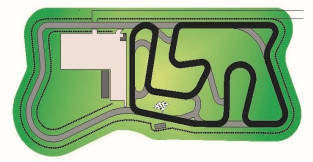
Timekeepers - David Barr & Keith Mason

Results remain provisional until conclusion of technical/judicial matters

Signed:  (Chief Timekeeper)

Printed: 09/04/2022 09:43:15



**Round 2, NI Superkart C'ships****Sorted on best lap time**

125cc Superkarts

Nutts Corner (SK) 0.784 miles

Practice

09/04/2022 09:45

Qualifying (10:00 Time) started at 9:45:33

Pos	No.	Name	Best Tm	Diff	Gap	In Lap	2nd Best	Avg Tm	Laps led
1	IGP	Ian WALSH	37.682			6	38.523	41.948	0
2	19	Danny HYLAND	37.824	0.142	0.142	6	38.369	41.479	0
3	55	Ross WITHEROW	38.612	0.930	0.788	10	38.827	47.770	3
4	51	Geoffrey SIMMS	38.839	1.157	0.227	8	39.126	41.705	6
5	53	Alan CROSSEN	39.114	1.432	0.275	3	41.666	43.465	2
6	17	Scott GREENAWAY	39.240	1.558	0.126	6	39.609	42.812	0


Clerk of the Course - Paul Fullerton

Orbits

Timekeepers - David Barr & Keith Mason

Results remain provisional until conclusion of technical/judicial matters

Signed:



(Chief Timekeeper)

Printed: 09/04/2022 10:01:04

Round 2, NI Superkart C'ships

125cc Superkarts

Nutts Corner (SK) 0.784 miles

Practice

09/04/2022 09:45

Qualifying (10:00 Time) started at 9:45:33

Lap	Lap Tm	Diff	Time of Day	Lap	Lap Tm	Diff	Time of Day	Lap	Lap Tm	Diff	Time of Day
(1GP) Ian WALSH											
1	46.490	+8.808	9:46:30.600								
2	44.116	+6.434	9:47:14.716								
3	42.507	+4.825	9:47:57.223								
4	44.156	+6.474	9:48:41.379								
5	40.162	+2.480	9:49:21.541								
6	37.682		9:49:59.223								
7	38.523	+0.841	9:50:37.746								
(19) Danny HYLAND											
1	46.505	+8.681	9:46:34.046								
2	43.876	+6.052	9:47:17.922								
3	41.314	+3.490	9:47:59.236								
4	42.372	+4.548	9:48:41.608								
5	40.093	+2.269	9:49:21.701								
6	37.824		9:49:59.525								
7	38.369	+0.545	9:50:37.894								
(55) Ross WITHEROW											
1	54.212	+15.600	9:46:27.747								
2	45.754	+7.142	9:47:13.501								
3	43.405	+4.793	9:47:56.906								
4	44.181	+5.569	9:48:41.087								
5	43.850	+5.238	9:49:24.937								
6	1:34.577	+55.965	9:50:59.514								
7	43.394	+4.782	9:51:42.908								
8	39.800	+1.188	9:52:22.708								
9	38.864	+0.252	9:53:01.572								
10	38.612		9:53:40.184								
11	38.827	+0.215	9:54:19.011								
(51) Geoffrey SIMMS											
1	48.139	+9.300	9:46:29.126								
2	44.812	+5.973	9:47:13.938								
3	43.182	+4.343	9:47:57.120								
4	41.866	+3.027	9:48:38.986								
5	40.098	+1.259	9:49:19.084								
6	39.372	+0.533	9:49:58.456								
7	39.126	+0.287	9:50:37.582								
8	38.839		9:51:16.421								
9	39.912	+1.073	9:51:56.333								
(53) Alan CROSSEN											
1	49.615	+10.501	9:46:29.739								
2	41.666	+2.552	9:47:11.405								
3	39.114		9:47:50.519								
(17) Scott GREENAWAY											
1	54.017	+14.777	9:46:33.268								
2	44.309	+5.069	9:47:17.577								
3	42.592	+3.352	9:48:00.169								
4	41.630	+2.390	9:48:41.799								
5	40.972	+1.732	9:49:22.771								
6	39.240		9:50:02.011								
7	39.609	+0.369	9:50:41.620								
8	40.131	+0.891	9:51:21.751								


Clerk of the Course - Paul Fullerton

Orbits

Timekeepers - David Barr & Keith Mason

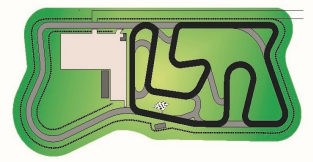
Results remain provisional until conclusion of technical/judicial matters

Signed:



(Chief Timekeeper)

Printed: 09/04/2022 10:02:43



Round 2, NI Superkart C'ships

Sorted on best lap time

250cc Superkarts

Nutts Corner (SK) 0.784 miles

Practice

09/04/2022 10:00

Qualifying (10:00 Time) started at 9:56:08

Pos	No.	Name	Best Tm	Diff	Gap	In Lap	2nd Best	Avg Tm	Laps led
1	72	Richard DEWART	34.626			10	35.093	36.545	0
2	40	Aaron NEWELL	34.646	0.020	0.020	10	34.787	41.374	0
3	43	Brian JONES	34.955	0.329	0.309	8	35.066	36.206	12
4	3	Liam FOX	35.109	0.483	0.154	5	35.883	37.605	0
5	27	Alan WITHEROW	35.830	1.204	0.721	6	36.060	57.658	0
6	12	Eoin BUCKLEY	36.443	1.817	0.613	3	37.083	37.775	0
7	18	Warren DEERY	37.174	2.548	0.731	8	37.669	39.965	0
8	16	Peter DEERY	40.282	5.656	3.108	7	40.761	42.638	0


Clerk of the Course - Paul Fullerton

Orbits

Timekeepers - David Barr & Keith Mason

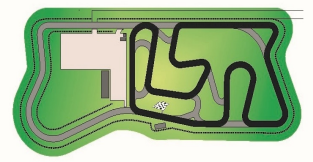
Results remain provisional until conclusion of technical/judicial matters

Signed:



(Chief Timekeeper)

Printed: 09/04/2022 10:08:12



Round 2, NI Superkart C'ships

250cc Superkarts

Nutts Corner (SK) 0.784 miles

Practice

09/04/2022 10:00

Qualifying (10:00 Time) started at 9:56:08

Lap	Lap Tm	Diff	Time of Day
(72) Richard DEWART			
1			9:57:24.540
2	41.840	+7.214	9:58:06.380
3	37.282	+2.656	9:58:43.662
4	35.799	+1.173	9:59:19.461
5	35.593	+0.967	9:59:55.054
6	36.932	+2.306	10:00:31.986
7	36.074	+1.448	10:01:08.060
8	35.672	+1.046	10:01:43.732
9	35.093	+0.467	10:02:18.825
10	34.626		10:02:53.451

(40) Aaron NEWELL			
1			9:56:18.988
2	53.453	+18.807	9:57:12.441
3	37.675	+3.029	9:57:50.116
4	36.033	+1.387	9:58:26.149
5	35.297	+0.651	9:59:01.446
6	36.008	+1.362	9:59:37.454
7	34.787	+0.141	10:00:12.241
8	1:07.934	+33.288	10:01:20.175
9	36.538	+1.892	10:01:56.713
10	34.646		10:02:31.359

(43) Brian JONES			
1			9:56:08.682
2	39.656	+4.701	9:56:48.338
3	36.731	+1.776	9:57:25.069
4	37.462	+2.507	9:58:02.531
5	35.932	+0.977	9:58:38.463
6	35.952	+0.997	9:59:14.415
7	35.736	+0.781	9:59:50.151
8	34.955		10:00:25.106
9	35.066	+0.111	10:01:00.172
10	35.494	+0.539	10:01:35.666
11	35.311	+0.356	10:02:10.977
12	35.978	+1.023	10:02:46.955

(3) Liam FOX			
1			9:57:22.996
2	42.123	+7.014	9:58:05.119
3	38.178	+3.069	9:58:43.297
4	35.883	+0.774	9:59:19.180
5	35.109		9:59:54.289
6	37.125	+2.016	10:00:31.414
7	37.213	+2.104	10:01:08.627

(27) Alan WITHEROW			
1			9:56:22.620
2	52.866	+17.036	9:57:15.486
3	1:42.638	+1:06.808	9:58:58.124
4	1:21.372	+45.542	10:00:19.496
5	37.184	+1.354	10:00:56.680
6	35.830		10:01:32.510
7	36.060	+0.230	10:02:08.570

(12) Eoin BUCKLEY			
1			9:56:14.836
2	39.801	+3.358	9:56:54.637
3	36.443		9:57:31.080
4	37.083	+0.640	9:58:08.163

(18) Warren DEERY			
1			9:56:19.536
2	47.620	+10.446	9:57:07.156

Lap	Lap Tm	Diff	Time of Day
3	41.455	+4.281	9:57:48.611
4	39.441	+2.267	9:58:28.052
5	38.355	+1.181	9:59:06.407
6	38.041	+0.867	9:59:44.448
7	37.669	+0.495	10:00:22.117
8	37.174		10:00:59.291

(16) Peter DEERY			
1			9:56:20.211
2	49.060	+8.778	9:57:09.271
3	42.026	+1.744	9:57:51.297
4	40.872	+0.590	9:58:32.169
5	40.761	+0.479	9:59:12.930
6	41.146	+0.864	9:59:54.076
7	40.282		10:00:34.358
8	44.806	+4.524	10:01:19.164
9	42.155	+1.873	10:02:01.319

Lap	Lap Tm	Diff	Time of Day
-----	--------	------	-------------


Clerk of the Course - Paul Fullerton

Orbits

Timekeepers - David Barr & Keith Mason

Results remain provisional until conclusion of technical/judicial matters

Signed:



(Chief Timekeeper)

Printed: 09/04/2022 10:08:35



Round 2, NI Karting Championships
Sorted on Laps

Senior Max

Nutts Corner National Circuit 0.829 miles

Heat 1

09/04/2022 09:50

Race (8:00 and 1 Laps) started at 10:10:26

Pos	No.	Name	Laps	Total Tm	Diff	Gap	Best Tm	In Lap	2nd Best	Avg Tm
Senior Max										
1	1	Conor McPOLIN	10	9:16.879			55.304	5	55.374	55.687
2	35	James GILLILAND	10	9:24.805	7.926	7.926	55.692	5	55.780	56.403
3	26	Daniel CONLON	10	9:25.940	9.061	1.135	56.072	5	56.154	56.560
4	33	Pearse MURTAGH	10	9:26.130	9.251	0.190	55.860	7	56.059	56.559
5	20	Zak LECKEY	10	9:28.215	11.336	2.085	55.865	6	55.914	56.791
6	36	Neville BELL	10	9:29.361	12.482	1.146	56.241	10	56.295	56.871
7	43	Ben McFALL	10	9:30.657	13.778	1.296	55.737	4	55.799	56.471
8	32	Gary BLAIR	10	9:31.076	14.197	0.419	56.198	5	56.208	57.041
9	NW	Simon ALLEN	10	9:32.368	15.489	1.292	56.461	3	56.649	57.233
10	24	Jason HETHERINGTON	10	9:36.935	20.056	4.567	56.752	5	57.014	57.646
11	22	Paul PRENTICE	10	9:37.234	20.355	0.299	56.891	8	57.032	57.703
12	56	Connor SMITH	10	9:44.641	27.762	7.407	57.416	8	57.495	58.322

Senior Max 177

1	21	Jamie LECKEY	10	9:43.108			57.592	5	57.677	58.206
---	----	--------------	----	----------	--	--	--------	---	--------	--------

Announcements

Driver No. 43: 5-sec penalty C2.3.4 (incorrectly positioned front fairing)

Margin of Victory	Avg. Speed	Best Lap Tm	Best Speed	Best Lap by
7.926	53.577	55.304	53.949	1 - Conor McPOLIN


Clerk of the Course - Paul Fullerton

Orbits

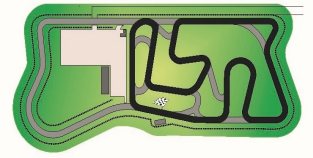
Timekeepers - David Barr & Keith Mason

Results remain provisional until conclusion of technical/judicial matters

Signed:



 Chief
Timekeeper



Round 2, NI Karting Championships

Senior Max

Nutts Corner National Circuit 0.829 miles

Heat 1

09/04/2022 09:50

Race (8:00 and 1 Laps) started at 10:10:26

Lap	Lap Tm	Diff	Time of Day
(1) Conor McPOLIN			
1	57.395	+2.091	10:11:23.895
2	55.754	+0.450	10:12:19.649
3	55.597	+0.293	10:13:15.246
4	55.383	+0.079	10:14:10.629
5	55.304		10:15:05.933
6	55.540	+0.236	10:16:01.473
7	55.374	+0.070	10:16:56.847
8	55.475	+0.171	10:17:52.322
9	55.425	+0.121	10:18:47.747
10	55.632	+0.328	10:19:43.379

(35) James GILLILAND			
1	1:00.560	+4.868	10:11:27.829
2	56.339	+0.647	10:12:24.168
3	55.930	+0.238	10:13:20.098
4	55.786	+0.094	10:14:15.884
5	55.692		10:15:11.576
6	55.780	+0.088	10:16:07.356
7	55.878	+0.186	10:17:03.234
8	55.902	+0.210	10:17:59.136
9	56.218	+0.526	10:18:55.354
10	55.951	+0.259	10:19:51.305

(26) Daniel CONLON			
1	58.663	+2.591	10:11:25.502
2	56.290	+0.218	10:12:21.792
3	56.202	+0.130	10:13:17.994
4	56.272	+0.200	10:14:14.266
5	56.072		10:15:10.338
6	56.154	+0.082	10:16:06.492
7	56.311	+0.239	10:17:02.803
8	56.219	+0.147	10:17:59.022
9	56.593	+0.521	10:18:55.615
10	56.825	+0.753	10:19:52.440

(33) Pearse MURTAGH			
1	59.693	+3.833	10:11:26.728
2	56.386	+0.526	10:12:23.114
3	56.096	+0.236	10:13:19.210
4	56.139	+0.279	10:14:15.349
5	56.059	+0.199	10:15:11.408
6	56.532	+0.672	10:16:07.940
7	55.860		10:17:03.800
8	56.378	+0.518	10:18:00.178
9	56.307	+0.447	10:18:56.485
10	56.145	+0.285	10:19:52.630

(20) Zak LECKEY			
1	1:01.919	+6.054	10:11:28.721
2	56.776	+0.911	10:12:25.497
3	56.196	+0.331	10:13:21.693
4	56.131	+0.266	10:14:17.824
5	56.434	+0.569	10:15:14.258
6	55.865		10:16:10.123
7	56.338	+0.473	10:17:06.461
8	56.014	+0.149	10:18:02.475
9	55.914	+0.049	10:18:58.389
10	56.326	+0.461	10:19:54.715

(36) Neville BELL			
1	1:00.425	+4.184	10:11:27.573
2	57.255	+1.014	10:12:24.828
3	56.400	+0.159	10:13:21.228
4	56.447	+0.206	10:14:17.675

5	56.409	+0.168	10:15:14.084
6	56.439	+0.198	10:16:10.523
7	56.470	+0.229	10:17:06.993
8	56.332	+0.091	10:18:03.325
9	56.295	+0.054	10:18:59.620
10	56.241		10:19:55.861

(43) Ben McFALL			
1	1:00.185	+4.448	10:11:27.631
2	56.424	+0.687	10:12:24.055
3	56.158	+0.421	10:13:20.213
4	55.737		10:14:15.950
5	55.869	+0.132	10:15:11.819
6	56.275	+0.538	10:16:08.094
7	55.799	+0.062	10:17:03.893
8	55.992	+0.255	10:17:59.885
9	55.817	+0.080	10:18:55.702
10	56.455	+0.718	10:19:52.157

(32) Gary BLAIR			
1	1:02.243	+6.045	10:11:29.406
2	57.024	+0.826	10:12:26.430
3	56.812	+0.614	10:13:23.242
4	56.381	+0.183	10:14:19.623
5	56.198		10:15:15.821
6	56.460	+0.262	10:16:12.281
7	56.252	+0.054	10:17:08.533
8	56.262	+0.064	10:18:04.795
9	56.573	+0.375	10:19:01.368
10	56.208	+0.010	10:19:57.576

(NW) Simon ALLEN			
1	58.929	+2.468	10:11:25.467
2	56.986	+0.525	10:12:22.453
3	56.461		10:13:18.914
4	56.812	+0.351	10:14:15.726
5	57.458	+0.997	10:15:13.184
6	56.649	+0.188	10:16:09.833
7	57.538	+1.077	10:17:07.371
8	57.258	+0.797	10:18:04.629
9	57.325	+0.864	10:19:01.954
10	56.914	+0.453	10:19:58.868

(24) Jason HETHERINGTON			
1	1:01.845	+5.093	10:11:28.819
2	57.167	+0.415	10:12:25.986
3	57.644	+0.892	10:13:23.630
4	57.068	+0.316	10:14:20.698
5	56.752		10:15:17.450
6	57.156	+0.404	10:16:14.606
7	57.014	+0.262	10:17:11.620
8	57.342	+0.590	10:18:08.962
9	57.279	+0.527	10:19:06.241
10	57.194	+0.442	10:20:03.435

(22) Paul PRENTICE			
1	1:00.639	+3.748	10:11:27.340
2	58.128	+1.237	10:12:25.468
3	57.534	+0.643	10:13:23.002
4	57.459	+0.568	10:14:20.461
5	57.683	+0.792	10:15:18.144
6	57.032	+0.141	10:16:15.176
7	57.040	+0.149	10:17:12.216
8	56.891		10:18:09.107
9	57.430	+0.539	10:19:06.537
10	57.197	+0.306	10:20:03.734


Clerk of the Course - Paul Fullerton

Orbits

Timekeepers - David Barr & Keith Mason

Results remain provisional until conclusion of technical/judicial matters

Signed:



(Chief Timekeeper)

Round 2, NI Karting Championships
Sorted on Laps

Iame/Honda Cadet

Nutts Corner National Circuit 0.829 miles

Heat 1

09/04/2022 10:00

Race (8:00 and 1 Laps) started at 10:24:10

Pos	No.	Name	Laps	Total Tm	Diff	Gap	Best Tm	In Lap	2nd Best	Avg Tm
Honda Cadet										
1	60	Joel MURPHY	9	10:08.977	0.783	0.309	1:06.998	5	1:07.139	1:07.580
2	17	Charlie CONDY	9	10:08.985	0.791	0.008	1:07.024	9	1:07.040	1:07.665
3	18	Archie CONDY	9	10:09.242	1.048	0.257	1:06.830	9	1:07.006	1:07.672
4	19	Conan WARNOCK	9	10:14.096	5.902	4.854	1:07.385	3	1:07.662	1:08.199
5	29	Noah McFARLANE	9	10:22.290	14.096	8.194	1:08.144	7	1:08.185	1:09.047
6	32	Harry McDOWELL	9	10:31.418	23.224	9.128	1:08.467	9	1:08.562	1:10.041
7	25	Joshua WYLIE	9	10:31.659	23.465	0.241	1:08.454	9	1:08.544	1:10.125
8	46	Evan PURCELL	9	10:31.817	23.623	0.158	1:08.521	9	1:08.625	1:10.085
9	36	Declan NOBLE	9	10:32.716	24.522	0.899	1:08.760	8	1:08.869	1:10.213
10	35	Harry MONTGOMERY	9	10:33.902	25.708	1.186	1:09.061	8	1:09.087	1:10.357
11	54	Max COLBERT	9	10:36.288	28.094	2.386	1:08.335	9	1:08.365	1:10.552
Iame Cadet										
1	10	Charlie BLAIR	9	10:29.159			1:08.026	7	1:08.083	1:29.482
2	93	Johnston STEWART	9	10:33.303	4.144	4.144	1:08.806	7	1:08.969	1:10.044
3	193	Andie STEWART	9	10:33.453	4.294	0.150	1:08.422	8	1:08.888	1:10.047

Margin of Victory	Avg. Speed	Best Lap Tm	Best Speed	Best Lap by
0.008	44.094	1:06.830	44.645	18 - Archie CONDY


Clerk of the Course - Paul Fullerton

Orbits

Timekeepers - David Barr & Keith Mason

Results remain provisional until conclusion of technical/judicial matters

Signed:



 Chief
Timekeeper

Round 2, NI Karting Championships

Time/Honda Cadet

Nutts Corner National Circuit 0.829 miles

Heat 1

09/04/2022 10:00

Race (8:00 and 1 Laps) started at 10:24:10

Lap	Lap Tm	Diff	Time of Day
(60) Joel MURPHY			
1	1:10.109	+3.111	10:25:21.657
2	1:07.766	+0.768	10:26:29.423
3	1:07.287	+0.289	10:27:36.710
4	1:07.186	+0.188	10:28:43.896
5	1:06.998		10:29:50.894
6	1:07.335	+0.337	10:30:58.229
7	1:07.139	+0.141	10:32:05.368
8	1:07.224	+0.226	10:33:12.592
9	1:07.179	+0.181	10:34:19.771

Lap	Lap Tm	Diff	Time of Day
(17) Charlie CONDY			
1	1:10.325	+3.301	10:25:21.119
2	1:07.983	+0.959	10:26:29.102
3	1:07.445	+0.421	10:27:36.547
4	1:07.040	+0.016	10:28:43.587
5	1:07.048	+0.024	10:29:50.635
6	1:07.446	+0.422	10:30:58.081
7	1:07.608	+0.584	10:32:05.689
8	1:07.066	+0.042	10:33:12.755
9	1:07.024		10:34:19.779

Lap	Lap Tm	Diff	Time of Day
(18) Archie CONDY			
1	1:09.851	+3.021	10:25:20.834
2	1:08.741	+1.911	10:26:29.575
3	1:07.383	+0.553	10:27:36.958
4	1:07.151	+0.321	10:28:44.109
5	1:07.006	+0.176	10:29:51.115
6	1:07.456	+0.626	10:30:58.571
7	1:07.212	+0.382	10:32:05.783
8	1:07.423	+0.593	10:33:13.206
9	1:06.830		10:34:20.036

Lap	Lap Tm	Diff	Time of Day
(19) Conan WARNOCK			
1	1:10.468	+3.083	10:25:21.560
2	1:08.630	+1.245	10:26:30.190
3	1:07.385		10:27:37.575
4	1:07.777	+0.392	10:28:45.352
5	1:07.662	+0.277	10:29:53.014
6	1:07.715	+0.330	10:31:00.729
7	1:08.006	+0.621	10:32:08.735
8	1:08.254	+0.869	10:33:16.989
9	1:07.901	+0.516	10:34:24.890

Lap	Lap Tm	Diff	Time of Day
(29) Noah McFARLANE			
1	1:12.376	+4.232	10:25:24.031
2	1:09.397	+1.253	10:26:33.428
3	1:09.306	+1.162	10:27:42.734
4	1:08.185	+0.041	10:28:50.919
5	1:08.337	+0.193	10:29:59.256
6	1:08.327	+0.183	10:31:07.583
7	1:08.144		10:32:15.727
8	1:08.852	+0.708	10:33:24.579
9	1:08.505	+0.361	10:34:33.084

Lap	Lap Tm	Diff	Time of Day
(10) Charlie BLAIR			
1	1:12.067	+4.041	10:25:25.645
2	1:10.460	+2.434	10:26:36.105
3	1:10.913	+2.887	10:27:47.018
4	1:09.364	+1.338	10:28:56.382
5	3:27.462	+2:19.436	10:32:23.844
6	1:08.083	+0.057	10:33:31.927
7	1:08.026		10:34:39.953

Lap	Lap Tm	Diff	Time of Day
(32) Harry McDOWELL			

Lap	Lap Tm	Diff	Time of Day
1	1:13.485	+5.018	10:25:25.320
2	1:10.458	+1.991	10:26:35.778
3	1:10.565	+2.098	10:27:46.343
4	1:09.964	+1.497	10:28:56.307
5	1:10.082	+1.615	10:30:06.389
6	1:10.000	+1.533	10:31:16.389
7	1:08.794	+0.327	10:32:25.183
8	1:08.562	+0.095	10:33:33.745
9	1:08.467		10:34:42.212

Lap	Lap Tm	Diff	Time of Day
(25) Joshua WYLIE			
1	1:13.077	+4.623	10:25:24.398
2	1:10.499	+2.045	10:26:34.897
3	1:10.733	+2.279	10:27:45.630
4	1:10.097	+1.643	10:28:55.727
5	1:10.000	+1.546	10:30:05.727
6	1:10.143	+1.689	10:31:15.870
7	1:08.544	+0.090	10:32:24.414
8	1:09.585	+1.131	10:33:33.999
9	1:08.454		10:34:42.453

Lap	Lap Tm	Diff	Time of Day
(46) Evan PURCELL			
1	1:13.577	+5.056	10:25:25.421
2	1:10.571	+2.050	10:26:35.992
3	1:10.558	+2.037	10:27:46.550
4	1:09.538	+1.017	10:28:56.088
5	1:09.723	+1.202	10:30:05.811
6	1:10.306	+1.785	10:31:16.117
7	1:09.348	+0.827	10:32:25.465
8	1:08.625	+0.104	10:33:34.090
9	1:08.521		10:34:42.611

Lap	Lap Tm	Diff	Time of Day
(36) Declan NOBLE			
1	1:13.345	+4.585	10:25:24.934
2	1:10.543	+1.783	10:26:35.477
3	1:10.665	+1.905	10:27:46.142
4	1:09.812	+1.052	10:28:55.954
5	1:10.112	+1.352	10:30:06.066
6	1:10.826	+2.066	10:31:16.892
7	1:08.989	+0.229	10:32:25.881
8	1:08.760		10:33:34.641
9	1:08.869	+0.109	10:34:43.510

Lap	Lap Tm	Diff	Time of Day
(93) Johnston STEWART			
1	1:12.561	+3.755	10:25:26.258
2	1:10.796	+1.990	10:26:37.054
3	1:10.665	+1.859	10:27:47.719
4	1:09.538	+0.732	10:28:57.257
5	1:09.899	+1.093	10:30:07.156
6	1:10.152	+1.346	10:31:17.308
7	1:08.806		10:32:26.114
8	1:09.014	+0.208	10:33:35.128
9	1:08.969	+0.163	10:34:44.097

Lap	Lap Tm	Diff	Time of Day
(193) Andie STEWART			
1	1:13.507	+5.085	10:25:27.331
2	1:11.564	+3.142	10:26:38.895
3	1:10.191	+1.769	10:27:49.086
4	1:09.338	+0.916	10:28:58.424
5	1:08.888	+0.466	10:30:07.312
6	1:10.276	+1.854	10:31:17.588
7	1:09.232	+0.810	10:32:26.820
8	1:08.422		10:33:35.242
9	1:09.005	+0.583	10:34:44.247

Lap	Lap Tm	Diff	Time of Day
(35) Harry MONTGOMERY			


Clerk of the Course - Paul Fullerton

Orbits

Timekeepers - David Barr & Keith Mason

Results remain provisional until conclusion of technical/judicial matters

Signed:



(Chief Timekeeper)

Printed: 09/04/2022 10:45:48

Round 2, NI Karting Championships
Sorted on Laps

Junior/Mini Max

Nutts Corner National Circuit 0.829 miles

Heat 1

09/04/2022 10:15

Race (8:00 and 1 Laps) started at 10:44:24

Pos	No.	Name	Laps	Total Tm	Diff	Gap	Best Tm	In Lap	2nd Best	Avg Tm
Junior Max										
1	46	Bobby Joe McFALL	10	9:42.405			57.324	4	57.353	58.211
2	36	Joe GARDINER	10	9:42.648	0.243	0.243	57.179	9	57.287	58.245
3	14	Carter KELLY	10	9:42.875	0.470	0.227	57.183	10	57.329	58.287
4	15	James ROBINSON	10	9:44.071	1.666	1.196	57.226	10	57.464	58.402
5	72	Gavin DEWART	10	9:47.134	4.729	3.063	57.270	7	57.293	58.157
6	37	Steve MONTGOMERY	10	9:56.910	14.505	9.776	58.489	4	58.521	59.645
7	19	Adam McGIVERN	10	10:08.206	25.801	11.296	59.513	8	59.576	1:00.720
8	34	Peter GILLILAND	4	3:56.626	6 Laps	6 Laps	57.809	3	57.997	59.123

Mini Max										
1	22	Cole McFADDEN BIGGERSTAFF	10	10:38.310			1:02.701	10	1:02.893	1:03.703
2	30	John O'NEILL	9	10:04.558	1 Lap	1 Lap	1:05.633	4	1:05.799	1:06.941
3	55	Dennis CHERRY	9	10:05.207	1 Lap	0.649	1:04.973	8	1:05.104	1:07.031
4	88	Lewis ARTHUR	5	5:58.721	5 Laps	4 Laps	1:05.320	4	1:06.067	1:11.380

Announcements

Driver No. 72: 5-sec penalty C2.3.4 (incorrectly positioned front fairing)

Margin of Victory	Avg. Speed	Best Lap Tm	Best Speed	Best Lap by
0.243	51.229	57.179	52.180	36 - Joe GARDINER


Clerk of the Course - Paul Fullerton

Orbits

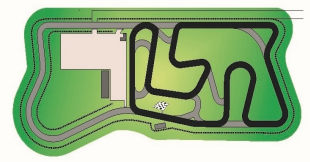
Timekeepers - David Barr & Keith Mason

Results remain provisional until conclusion of technical/judicial matters

Signed:



 Chief
 Timekeeper



Round 2, NI Karting Championships

Junior/Mini Max

Nutts Corner National Circuit 0.829 miles

Heat 1

09/04/2022 10:15

Race (8:00 and 1 Laps) started at 10:44:24

Lap	Lap Tm	Diff	Time of Day
(46) Bobby Joe McFALL			
1	1:02.004	+4.680	10:45:26.717
2	58.112	+0.788	10:46:24.829
3	57.550	+0.226	10:47:22.379
4	57.324		10:48:19.703
5	57.669	+0.345	10:49:17.372
6	57.417	+0.093	10:50:14.789
7	57.469	+0.145	10:51:12.258
8	58.753	+1.429	10:52:11.011
9	57.353	+0.029	10:53:08.364
10	58.459	+1.135	10:54:06.823

Lap	Lap Tm	Diff	Time of Day
(36) Joe GARDINER			
1	1:02.729	+5.550	10:45:27.339
2	58.565	+1.386	10:46:25.904
3	57.506	+0.327	10:47:23.410
4	57.628	+0.449	10:48:21.038
5	57.882	+0.703	10:49:18.920
6	57.414	+0.235	10:50:16.334
7	57.421	+0.242	10:51:13.755
8	58.845	+1.666	10:52:12.600
9	57.179		10:53:09.779
10	57.287	+0.108	10:54:07.066

Lap	Lap Tm	Diff	Time of Day
(14) Carter KELLY			
1	1:01.895	+4.712	10:45:26.313
2	58.674	+1.491	10:46:24.987
3	57.524	+0.341	10:47:22.511
4	57.329	+0.146	10:48:19.840
5	57.705	+0.522	10:49:17.545
6	58.372	+1.189	10:50:15.917
7	57.759	+0.576	10:51:13.676
8	59.083	+1.900	10:52:12.759
9	57.351	+0.168	10:53:10.110
10	57.183		10:54:07.293

Lap	Lap Tm	Diff	Time of Day
(15) James ROBINSON			
1	1:03.856	+6.630	10:45:28.316
2	59.171	+1.945	10:46:27.487
3	57.974	+0.748	10:47:25.461
4	57.490	+0.264	10:48:22.951
5	57.820	+0.594	10:49:20.771
6	57.503	+0.277	10:50:18.274
7	57.630	+0.404	10:51:15.904
8	57.895	+0.669	10:52:13.799
9	57.464	+0.238	10:53:11.263
10	57.226		10:54:08.489

Lap	Lap Tm	Diff	Time of Day
(72) Gavin DEWART			
1	1:02.452	+5.182	10:45:27.428
2	58.132	+0.862	10:46:25.560
3	57.552	+0.282	10:47:23.112
4	57.293	+0.023	10:48:20.405
5	57.366	+0.096	10:49:17.771
6	57.451	+0.181	10:50:15.222
7	57.270		10:51:12.492
8	57.936	+0.666	10:52:10.428
9	57.534	+0.264	10:53:07.962
10	58.590	+1.320	10:54:06.552

Lap	Lap Tm	Diff	Time of Day
(37) Steve MONTGOMERY			
1	1:04.567	+6.078	10:45:29.438
2	1:00.063	+1.574	10:46:29.501
3	59.024	+0.535	10:47:28.525
4	58.489		10:48:27.014

Lap	Lap Tm	Diff	Time of Day
5	58.654	+0.165	10:49:25.668
6	58.599	+0.110	10:50:24.267
7	59.177	+0.688	10:51:23.444
8	58.521	+0.032	10:52:21.965
9	1:00.327	+1.838	10:53:22.292
10	59.036	+0.547	10:54:21.328

Lap	Lap Tm	Diff	Time of Day
(19) Adam McGIVERN			
1	1:05.711	+6.198	10:45:31.126
2	1:01.239	+1.726	10:46:32.365
3	1:00.619	+1.106	10:47:32.984
4	1:00.337	+0.824	10:48:33.321
5	1:00.392	+0.879	10:49:33.713
6	1:00.136	+0.623	10:50:33.849
7	59.906	+0.393	10:51:33.755
8	59.513		10:52:33.268
9	59.576	+0.063	10:53:32.844
10	59.780	+0.267	10:54:32.624

Lap	Lap Tm	Diff	Time of Day
(22) Cole McFADDEN BIGGERSTAFF			
1	1:07.467	+4.766	10:45:33.159
2	1:04.776	+2.075	10:46:37.935
3	1:03.742	+1.041	10:47:41.677
4	1:03.029	+0.328	10:48:44.706
5	1:03.157	+0.456	10:49:47.863
6	1:03.049	+0.348	10:50:50.912
7	1:03.075	+0.374	10:51:53.987
8	1:03.147	+0.446	10:52:57.134
9	1:02.893	+0.192	10:54:00.027
10	1:02.701		10:55:02.728

Lap	Lap Tm	Diff	Time of Day
(30) John O'NEILL			
1	1:10.767	+5.134	10:45:37.274
2	1:07.047	+1.414	10:46:44.321
3	1:05.823	+0.190	10:47:50.144
4	1:05.633		10:48:55.777
5	1:08.770	+3.137	10:50:04.547
6	1:05.925	+0.292	10:51:10.472
7	1:06.273	+0.640	10:52:16.745
8	1:05.799	+0.166	10:53:22.544
9	1:06.432	+0.799	10:54:28.976

Lap	Lap Tm	Diff	Time of Day
(55) Dennis CHERRY			
1	1:11.817	+6.844	10:45:38.161
2	1:07.584	+2.611	10:46:45.745
3	1:06.250	+1.277	10:47:51.995
4	1:06.796	+1.823	10:48:58.791
5	1:06.690	+1.717	10:50:05.481
6	1:05.668	+0.695	10:51:11.149
7	1:08.399	+3.426	10:52:19.548
8	1:04.973		10:53:24.521
9	1:05.104	+0.131	10:54:29.625

Lap	Lap Tm	Diff	Time of Day
(88) Lewis ARTHUR			
1	1:11.467	+6.147	10:45:37.703
2	1:06.916	+1.596	10:46:44.619
3	1:06.067	+0.747	10:47:50.686
4	1:05.320		10:48:56.006
5	1:27.133	+21.813	10:50:23.139

Lap	Lap Tm	Diff	Time of Day
(34) Peter GILLILAND			
1	1:01.865	+4.056	10:45:26.417
2	58.821	+1.012	10:46:25.238
3	57.809		10:47:23.047
4	57.997	+0.188	10:48:21.044

Clerk of the Course - Paul Fullerton

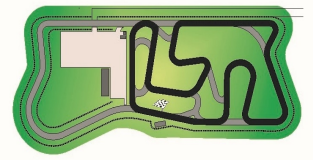
Orbits

Timekeepers - David Barr & Keith Mason

Results remain provisional until conclusion of technical/judicial matters

Signed:  (Chief Timekeeper)



**Round 2, NI Karting Championships****Sorted on best lap time**

Bambino

Nutts Corner National Circuit 0.829 miles

Timed Qualification

09/04/2022 10:30

Qualifying (5:00 Time) started at 10:59:38

Pos	No.	Name	Best Tm	Diff	Gap	In Lap	2nd Best	Avg Tm	Laps led
1	36	Ethan ROBINSON	1:22.892			4	1:23.654	1:23.758	4
2	75	Callum McVEIGH	1:23.173	0.281	0.281	3	1:23.291	1:24.200	0
3	66	Ryan ARMSTRONG	1:24.209	1.317	1.036	3	1:24.808	1:25.121	0
4	24	Jessica WYLIE	1:33.797	10.905	9.588	2	1:33.818	1:34.366	0


Clerk of the Course - Paul Fullerton

Orbits

Timekeepers - David Barr & Keith Mason

Results remain provisional until conclusion of technical/judicial matters

Signed:



(Chief Timekeeper)

Printed: 09/04/2022 11:07:18

Round 2, NI Karting Championships

Bambino

Nutts Corner National Circuit 0.829 miles

Timed Qualification

09/04/2022 10:30

Qualifying (5:00 Time) started at 10:59:38

Lap	Lap Tm	Diff	Time of Day	Lap	Lap Tm	Diff	Time of Day	Lap	Lap Tm	Diff	Time of Day
(36) Ethan ROBINSON											
1	1:24.785	+1.893	11:01:03.168								
2	1:23.701	+0.809	11:02:26.869								
3	1:23.654	+0.762	11:03:50.523								
4	1:22.892		11:05:13.415								
(75) Callum McVEIGH											
1	1:26.138	+2.965	11:03:01.700								
2	1:23.291	+0.118	11:04:24.991								
3	1:23.173		11:05:48.164								
(66) Ryan ARMSTRONG											
1	1:26.171	+1.962	11:01:13.579								
2	1:25.299	+1.090	11:02:38.878								
3	1:24.209		11:04:03.087								
4	1:24.808	+0.599	11:05:27.895								
(24) Jessica WYLIE											
1	1:35.525	+1.728	11:01:29.824								
2	1:33.797		11:03:03.621								
3	1:33.818	+0.021	11:04:37.439								
4	1:34.324	+0.527	11:06:11.763								


Clerk of the Course - Paul Fullerton

Orbits

Timekeepers - David Barr & Keith Mason

Results remain provisional until conclusion of technical/judicial matters

Signed:



(Chief Timekeeper)

Printed: 09/04/2022 11:07:31

Round 2, NI Superkart C'ships

Sorted on Laps

125cc Superkarts

Nutts Corner (SK) 0.784 miles

Race 1

09/04/2022 11:10

Race (8:00 and 1 Laps) started at 11:38:53

Pos	No.	Name	Laps	Total Tm	Diff	Gap	Best Tm	In Lap	2nd Best	Avg Tm
1	IGP	Ian WALSH	14	8:37.888			36.667	14	36.694	36.973
2	19	Danny HYLAND	14	8:38.022	0.134	0.134	36.517	14	36.681	37.001
3	55	Ross WITHEROW	14	8:43.886	5.998	5.864	36.945	8	36.982	37.386
Not classified										
DNF	51	Geoffrey SIMMS	5	3:15.838	DNF		38.548	4	38.559	39.065
DNS	53	Alan CROSSEN			DNS			0		
DNS	17	Scott GREENAWAY			DNS			0		

Margin of Victory	Avg. Speed	Best Lap Tm	Best Speed	Best Lap by
0.134	76.298	36.517	77.290	19 - Danny HYLAND


Clerk of the Course - Paul Fullerton

Orbits

Timekeepers - David Barr & Keith Mason

Results remain provisional until conclusion of technical/judicial matters

Signed:



Chief
Timekeeper



Round 2, NI Superkart C'ships

125cc Superkarts

Nutts Corner (SK) 0.784 miles

Race 1

09/04/2022 11:10

Race (8:00 and 1 Laps) started at 11:38:53

Lap	Lap Tm	Diff	Time of Day
(IGP) Ian WALSH			
1	38.424	+1.757	11:39:32.683
2	37.068	+0.401	11:40:09.751
3	37.112	+0.445	11:40:46.863
4	36.940	+0.273	11:41:23.803
5	36.753	+0.086	11:42:00.556
6	36.881	+0.214	11:42:37.437
7	36.906	+0.239	11:43:14.343
8	36.824	+0.157	11:43:51.167
9	36.945	+0.278	11:44:28.112
10	36.694	+0.027	11:45:04.806
11	36.850	+0.183	11:45:41.656
12	36.862	+0.195	11:46:18.518
13	36.697	+0.030	11:46:55.215
14	36.667		11:47:31.882

(19) Danny HYLAND			
1	38.393	+1.876	11:39:32.387
2	37.545	+1.028	11:40:09.932
3	37.199	+0.682	11:40:47.131
4	36.875	+0.358	11:41:24.006
5	36.738	+0.221	11:42:00.744
6	36.834	+0.317	11:42:37.578
7	36.878	+0.361	11:43:14.456
8	36.907	+0.390	11:43:51.363
9	37.012	+0.495	11:44:28.375
10	36.681	+0.164	11:45:05.056
11	36.806	+0.289	11:45:41.862
12	36.803	+0.286	11:46:18.665
13	36.834	+0.317	11:46:55.499
14	36.517		11:47:32.016

(55) Ross WITHEROW			
1	38.886	+1.941	11:39:33.361
2	37.575	+0.630	11:40:10.936
3	37.092	+0.147	11:40:48.028
4	37.029	+0.084	11:41:25.057
5	37.199	+0.254	11:42:02.256
6	37.238	+0.293	11:42:39.494
7	37.140	+0.195	11:43:16.634
8	36.945		11:43:53.579
9	36.982	+0.037	11:44:30.561
10	37.000	+0.055	11:45:07.561
11	37.469	+0.524	11:45:45.030
12	37.206	+0.261	11:46:22.236
13	37.649	+0.704	11:46:59.885
14	37.995	+1.050	11:47:37.880

(51) Geoffrey SIMMS			
1	40.777	+2.229	11:39:35.281
2	38.785	+0.237	11:40:14.066
3	38.659	+0.111	11:40:52.725
4	38.548		11:41:31.273
5	38.559	+0.011	11:42:09.832

Clerk of the Course - Paul Fullerton

Orbits

Timekeepers - David Barr & Keith Mason

Results remain provisional until conclusion of technical/judicial matters

Signed:  (Chief Timekeeper)

Round 2, NI Superkart C'ships
Sorted on Laps

250cc Superkarts

Nutts Corner (SK) 0.784 miles

Race 1

09/04/2022 12:45

Race (8:00 and 1 Laps) started at 11:24:48

Pos	No.	Name	Laps	Total Tm	Diff	Gap	Best Tm	In Lap	2nd Best	Avg Tm
1	3	Liam FOX	15	8:44.939			34.388	4	34.515	34.976
2	27	Alan WITHEROW	15	8:45.228	0.289	0.289	34.193	9	34.310	34.987
3	43	Brian JONES	15	8:52.379	7.440	7.151	34.874	6	34.933	35.486
4	72	Richard DEWART	15	8:52.551	7.612	0.172	34.697	8	34.746	35.068
5	18	Warren DEERY	15	9:20.849	35.910	28.298	36.599	10	36.664	37.329
6	16	Peter DEERY	14	9:09.720	1 Lap	1 Lap	37.896	6	38.069	39.183
Not classified										
DNF	40	Aaron NEWELL	12	8:00.380	DNF		34.364	11	34.484	40.031
DNS	12	Eoin BUCKLEY			DNS			0		

Margin of Victory	Avg. Speed	Best Lap Tm	Best Speed	Best Lap by
0.289	80.649	34.193	82.543	27 - Alan WITHEROW


Clerk of the Course - Paul Fullerton

Orbits

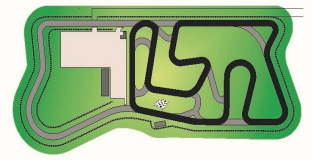
Timekeepers - David Barr & Keith Mason

Results remain provisional until conclusion of technical/judicial matters

Signed:



 Chief
 Timekeeper

Round 2, NI Superkart C'ships

250cc Superkarts

Nutts Corner (SK) 0.784 miles

Race 1

09/04/2022 12:45

Race (8:00 and 1 Laps) started at 11:24:48

Lap	Lap Tm	Diff	Time of Day	Lap	Lap Tm	Diff	Time of Day	Lap	Lap Tm	Diff	Time of Day
(3) Liam FOX				(18) Warren DEERY							
1	36.859	+2.471	11:25:25.538	1	38.774	+2.175	11:25:28.064	1	41.217	+3.321	11:25:30.753
2	35.170	+0.782	11:26:00.708	2	37.486	+0.887	11:26:05.550	2	38.969	+1.073	11:26:09.722
3	34.863	+0.475	11:26:35.571	3	37.591	+0.992	11:26:43.141	3	38.472	+0.576	11:26:48.194
4	34.388		11:27:09.959	4	37.105	+0.506	11:27:20.246	4	38.069	+0.173	11:27:26.263
5	34.675	+0.287	11:27:44.634	5	37.075	+0.476	11:27:57.321	5	38.302	+0.406	11:28:04.565
6	34.671	+0.283	11:28:19.305	6	36.970	+0.371	11:28:34.291	6	37.896		11:28:42.461
7	34.606	+0.218	11:28:53.911	7	36.664	+0.065	11:29:10.955	7	38.370	+0.474	11:29:20.831
8	34.515	+0.127	11:29:28.426	8	37.144	+0.545	11:29:48.099	8	38.413	+0.517	11:29:59.244
9	34.759	+0.371	11:30:03.185	9	36.748	+0.149	11:30:24.847	9	39.197	+1.301	11:30:38.441
10	34.677	+0.289	11:30:37.862	10	36.599		11:31:01.446	10	39.890	+1.994	11:31:18.331
11	34.624	+0.236	11:31:12.486	11	36.939	+0.340	11:31:38.385	11	41.249	+3.353	11:31:59.580
12	35.896	+1.508	11:31:48.382	12	38.330	+1.731	11:32:16.715	12	38.755	+0.859	11:32:38.335
13	35.510	+1.122	11:32:23.892	13	37.024	+0.425	11:32:53.739	13	39.757	+1.861	11:33:18.092
14	34.818	+0.430	11:32:58.710	14	37.055	+0.456	11:33:30.794	14	40.008	+2.112	11:33:58.100
15	34.609	+0.221	11:33:33.319	15	38.435	+1.836	11:34:09.229				
(27) Alan WITHEROW				(16) Peter DEERY							
1	37.865	+3.672	11:25:26.662	1	41.217	+3.321	11:25:30.753	1	36.803	+2.439	11:25:25.183
2	35.393	+1.200	11:26:02.055	2	38.969	+1.073	11:26:09.722	2	35.130	+0.766	11:26:00.313
3	34.722	+0.529	11:26:36.777	3	38.472	+0.576	11:26:48.194	3	34.796	+0.432	11:26:35.109
4	34.928	+0.735	11:27:11.705	4	38.069	+0.173	11:27:26.263	4	34.496	+0.132	11:27:09.605
5	34.781	+0.588	11:27:46.486	5	38.302	+0.406	11:28:04.565	5	34.802	+0.438	11:27:44.407
6	34.537	+0.344	11:28:21.023	6	37.896		11:28:42.461	6	34.484	+0.120	11:28:18.891
7	34.724	+0.531	11:28:55.747	7	38.370	+0.474	11:29:20.831	7	35.111	+0.747	11:28:54.002
8	34.382	+0.189	11:29:30.129	8	38.413	+0.517	11:29:59.244	8	34.628	+0.264	11:29:28.630
9	34.193		11:30:04.322	9	39.197	+1.301	11:30:38.441	9	34.635	+0.271	11:30:03.265
10	34.310	+0.117	11:30:38.632	10	39.890	+1.994	11:31:18.331	10	34.936	+0.572	11:30:38.201
11	34.580	+0.387	11:31:13.212	11	41.249	+3.353	11:31:59.580	11	34.364		11:31:12.565
12	35.402	+1.209	11:31:48.614	12	38.755	+0.859	11:32:38.335	12	1:36.195	+1:01.831	11:32:48.760
13	35.398	+1.205	11:32:24.012	13	39.757	+1.861	11:33:18.092				
14	34.913	+0.720	11:32:58.925	14	40.008	+2.112	11:33:58.100				
15	34.683	+0.490	11:33:33.608								
(43) Brian JONES				(40) Aaron NEWELL							
1	37.187	+2.313	11:25:25.642	1	36.803	+2.439	11:25:25.183	1	35.570	+0.873	11:25:30.468
2	35.326	+0.452	11:26:00.968	2	35.130	+0.766	11:26:00.313	2	35.098	+0.401	11:26:05.566
3	34.933	+0.059	11:26:35.901	3	34.796	+0.432	11:26:35.109	3	35.337	+0.640	11:26:40.903
4	35.154	+0.280	11:27:11.055	4	34.496	+0.132	11:27:09.605	4	35.433	+0.736	11:27:16.336
5	34.959	+0.085	11:27:46.014	5	34.802	+0.438	11:27:44.407	5	34.851	+0.154	11:27:51.187
6	34.874		11:28:20.888	6	34.802	+0.438	11:27:44.407	6	35.065	+0.368	11:28:26.252
7	35.105	+0.231	11:28:55.993	7	34.484	+0.120	11:28:18.891	7	34.796	+0.099	11:29:01.048
8	35.005	+0.131	11:29:30.998	8	35.111	+0.747	11:28:54.002	8	34.697		11:29:35.745
9	34.971	+0.097	11:30:05.969	9	34.628	+0.264	11:29:28.630	9	34.746	+0.049	11:30:10.491
10	35.442	+0.568	11:30:41.411	10	34.635	+0.271	11:30:03.265	10	34.879	+0.182	11:30:45.370
11	36.043	+1.169	11:31:17.454	11	34.936	+0.572	11:30:38.201	11	34.875	+0.178	11:31:20.245
12	36.559	+1.685	11:31:54.013	12	34.364		11:31:12.565	12	36.054	+1.357	11:31:56.299
13	36.085	+1.211	11:32:30.098	13	1:36.195	+1:01.831	11:32:48.760	13	34.953	+0.256	11:32:31.252
14	35.323	+0.449	11:33:05.421								
15	35.338	+0.464	11:33:40.759								
(72) Richard DEWART											
1	35.570	+0.873	11:25:30.468								
2	35.098	+0.401	11:26:05.566								
3	35.337	+0.640	11:26:40.903								
4	35.433	+0.736	11:27:16.336								
5	34.851	+0.154	11:27:51.187								
6	35.065	+0.368	11:28:26.252								
7	34.796	+0.099	11:29:01.048								
8	34.697		11:29:35.745								
9	34.746	+0.049	11:30:10.491								
10	34.879	+0.182	11:30:45.370								
11	34.875	+0.178	11:31:20.245								
12	36.054	+1.357	11:31:56.299								
13	34.953	+0.256	11:32:31.252								

Clerk of the Course - Paul Fullerton

Orbits

Timekeepers - David Barr & Keith Mason

Results remain provisional until conclusion of technical/judicial matters

Signed:  (Chief Timekeeper)

Round 2, NI Karting Championships
Sorted on Laps

Senior Max

Nutts Corner National Circuit 0.829 miles

Heat 2

09/04/2022 10:55

Race (8:00 and 1 Laps) started at 11:55:05

Pos	No.	Name	Laps	Total Tm	Diff	Gap	Best Tm	In Lap	2nd Best	Avg Tm
Senior Max										
1	1	Conor McPOLIN	10	9:42.696	1 Lap	0.221	56.027	2	56.332	58.134
2	33	Pearse MURTAGH	10	9:47.080	1 Lap	4.384	56.286	2	57.479	58.683
3	26	Daniel CONLON	10	9:47.348	1 Lap	0.268	56.519	2	57.096	58.700
4	32	Gary BLAIR	10	9:48.463	1 Lap	1.115	56.531	3	56.987	58.797
5	36	Neville BELL	10	9:49.414	1 Lap	0.951	56.464	2	57.048	58.923
6	22	Paul PRENTICE	10	9:51.085	1 Lap	1.671	57.326	2	57.713	59.045
7	43	Ben McFALL	10	9:53.053	1 Lap	1.968	56.393	2	56.568	58.805
8	NW	Simon ALLEN	10	9:56.454	1 Lap	3.401	57.136	3	57.242	59.500
9	20	Zak LECKEY	10	9:58.363	1 Lap	1.909	56.447	2	56.792	59.702
10	24	Jason HETHERINGTON	10	10:01.115	1 Lap	2.752	57.505	2	57.507	1:00.042
11	56	Connor SMITH	6	5:57.051	5 Laps	4 Laps	57.684	3	58.475	59.147
12	35	James GILLILAND	2	1:54.087	9 Laps	4 Laps	56.366	2	57.643	57.004

Senior Max 177

1	21	Jamie LECKEY	10	10:06.340			57.822	3	58.137	1:00.473
---	----	--------------	----	-----------	--	--	--------	---	--------	----------

Announcements

Driver No. 43: 5-sec penalty C2.3.4 (incorrectly positioned front fairing)

Margin of Victory	Avg. Speed	Best Lap Tm	Best Speed	Best Lap by
4.384	51.204	56.027	53.253	1 - Conor McPOLIN


Clerk of the Course - Paul Fullerton

Orbits

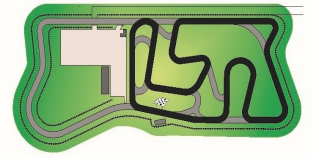
Timekeepers - David Barr & Keith Mason

Results remain provisional until conclusion of technical/judicial matters

Signed:



 Chief
 Timekeeper



Round 2, NI Karting Championships

Senior Max

Nutts Corner National Circuit 0.829 miles

Heat 2

09/04/2022 10:55

Race (8:00 and 1 Laps) started at 11:55:05

Lap	Lap Tm	Diff	Time of Day
(1) Conor McPOLIN			
1	57.837	+1.810	11:56:04.397
2	56.027		11:57:00.424
3	56.332	+0.305	11:57:56.756
4	56.827	+0.800	11:58:53.583
5	58.589	+2.562	11:59:52.172
6	58.295	+2.268	12:00:50.467
7	59.411	+3.384	12:01:49.878
8	59.298	+3.271	12:02:49.176
9	57.470	+1.443	12:03:46.646
10	1:01.258	+5.231	12:04:47.904

(33) Pearse MURTAGH			
1	57.739	+1.453	11:56:03.196
2	56.286		11:56:59.482
3	57.993	+1.707	11:57:57.475
4	57.479	+1.193	11:58:54.954
5	58.654	+2.368	11:59:53.608
6	58.140	+1.854	12:00:51.748
7	59.611	+3.325	12:01:51.359
8	59.295	+3.009	12:02:50.654
9	58.531	+2.245	12:03:49.185
10	1:03.103	+6.817	12:04:52.288

(26) Daniel CONLON			
1	57.944	+1.425	11:56:03.496
2	56.519		11:57:00.015
3	57.096	+0.577	11:57:57.111
4	57.176	+0.657	11:58:54.287
5	58.689	+2.170	11:59:52.976
6	58.709	+2.190	12:00:51.685
7	1:00.531	+4.012	12:01:52.216
8	59.379	+2.860	12:02:51.595
9	58.388	+1.869	12:03:49.983
10	1:02.573	+6.054	12:04:52.556

(32) Gary BLAIR			
1	58.479	+1.948	11:56:04.176
2	56.987	+0.456	11:57:01.163
3	56.531		11:57:57.694
4	57.863	+1.332	11:58:55.557
5	58.946	+2.415	11:59:54.503
6	57.676	+1.145	12:00:52.179
7	1:00.174	+3.643	12:01:52.353
8	59.434	+2.903	12:02:51.787
9	58.868	+2.337	12:03:50.655
10	1:03.016	+6.485	12:04:53.671

(36) Neville BELL			
1	58.541	+2.077	11:56:03.924
2	56.464		11:57:00.388
3	57.048	+0.584	11:57:57.436
4	58.391	+1.927	11:58:55.827
5	58.507	+2.043	11:59:54.334
6	57.640	+1.176	12:00:51.974
7	1:00.731	+4.267	12:01:52.705
8	59.425	+2.961	12:02:52.130
9	58.219	+1.755	12:03:50.349
10	1:04.273	+7.809	12:04:54.622

(22) Paul PRENTICE			
1	59.255	+1.929	11:56:05.097
2	57.326		11:57:02.423
3	57.713	+0.387	11:58:00.136
4	57.987	+0.661	11:58:58.123

5	58.591	+1.265	11:59:56.714
6	58.008	+0.682	12:00:54.722
7	59.964	+2.638	12:01:54.686
8	59.934	+2.608	12:02:54.620
9	58.916	+1.590	12:03:53.536
10	1:02.757	+5.431	12:04:56.293

(43) Ben McFALL			
1	57.555	+1.162	11:56:02.763
2	56.393		11:56:59.156
3	56.568	+0.175	11:57:55.724
4	57.294	+0.901	11:58:53.018
5	58.829	+2.436	11:59:51.847
6	59.683	+3.290	12:00:51.530
7	1:00.232	+3.839	12:01:51.762
8	59.425	+3.032	12:02:51.187
9	58.175	+1.782	12:03:49.362
10	1:03.899	+7.506	12:04:53.261

(NW) Simon ALLEN			
1	1:00.481	+3.345	11:56:07.137
2	57.242	+0.106	11:57:04.379
3	57.136		11:58:01.515
4	58.419	+1.283	11:58:59.934
5	59.389	+2.253	11:59:59.323
6	58.814	+1.678	12:00:58.137
7	1:00.930	+3.794	12:01:59.067
8	59.906	+2.770	12:02:58.973
9	59.316	+2.180	12:03:58.289
10	1:03.373	+6.237	12:05:01.662

(20) Zak LECKEY			
1	1:05.579	+9.132	11:56:12.125
2	56.447		11:57:08.572
3	56.792	+0.345	11:58:05.364
4	57.906	+1.459	11:59:03.270
5	57.922	+1.475	12:00:01.192
6	57.172	+0.725	12:00:58.364
7	1:03.070	+6.623	12:02:01.434
8	58.361	+1.914	12:02:59.795
9	57.315	+0.868	12:03:57.110
10	1:06.461	+10.014	12:05:03.571

(24) Jason HETHERINGTON			
1	1:00.314	+2.809	11:56:06.214
2	57.505		11:57:03.719
3	57.507	+0.002	11:58:01.226
4	58.094	+0.589	11:58:59.320
5	59.727	+2.222	11:59:59.047
6	59.044	+1.539	12:00:58.091
7	1:05.509	+8.004	12:02:03.600
8	59.588	+2.083	12:03:03.188
9	58.869	+1.364	12:04:02.057
10	1:04.266	+6.761	12:05:06.323

(21) Jamie LECKEY			
1	1:02.048	+4.226	11:56:08.859
2	58.137	+0.315	11:57:06.996
3	57.822		11:58:04.818
4	58.402	+0.580	11:59:03.220
5	59.869	+2.047	12:00:03.089
6	58.893	+1.071	12:01:01.982
7	1:00.972	+3.150	12:02:02.954
8	59.852	+2.030	12:03:02.806
9	59.479	+1.657	12:04:02.285
10	1:09.263	+11.441	12:05:11.548

(56) Connor SMITH			
1	1:01.755	+4.071	11:56:09.132
2	58.475	+0.791	11:57:07.607
3	57.684		11:58:05.291
4	58.952	+1.268	11:59:04.243
5	59.169	+1.485	12:00:03.412
6	58.847	+1.163	12:01:02.259

(35) James GILLILAND			
1	57.643	+1.277	11:56:02.929
2	56.366		11:56:59.295


Clerk of the Course - Paul Fullerton

Orbits

Timekeepers - David Barr & Keith Mason

Results remain provisional until conclusion of technical/judicial matters

Signed:



(Chief Timekeeper)

Printed: 09/04/2022 12:20:52



Round 2, NI Karting Championships
Sorted on Laps

Iame/Honda Cadet

Nutts Corner National Circuit 0.829 miles

Heat 2

09/04/2022 11:10

Race (8:00 and 1 Laps) started at 12:13:35

Pos	No.	Name	Laps	Total Tm	Diff	Gap	Best Tm	In Lap	2nd Best	Avg Tm
Honda Cadet										
1	60	Joel MURPHY	8	9:47.977			1:12.691	7	1:13.077	1:13.497
2	29	Noah McFARLANE	8	10:01.491	13.514	13.514	1:13.398	5	1:13.523	1:14.473
3	18	Archie CONDY	8	10:01.674	13.697	0.183	1:14.022	7	1:14.095	1:15.186
4	19	Conan WARNOCK	8	10:05.983	18.006	4.309	1:14.076	7	1:14.173	1:15.691
5	32	Harry McDOWELL	8	10:09.778	21.801	3.795	1:14.367	8	1:14.724	1:16.047
6	54	Max COLBERT	8	10:09.985	22.008	0.207	1:13.862	7	1:14.044	1:15.463
7	46	Evan PURCELL	8	10:10.835	22.858	0.850	1:13.871	7	1:14.540	1:15.661
8	36	Declan NOBLE	8	10:17.414	29.437	6.579	1:15.909	7	1:16.140	1:17.171
9	17	Charlie CONDY	8	10:18.505	30.528	1.091	1:15.362	4	1:15.414	1:17.268
10	35	Harry MONTGOMERY	8	10:37.844	49.867	19.339	1:17.966	4	1:18.097	1:19.700
Not classified										
DNS	25	Joshua WYLIE			DNS			0		
Iame Cadet										
1	10	Charlie BLAIR	8	10:09.448			1:14.456	8	1:14.492	1:15.740
2	193	Andie STEWART	8	10:34.210	24.762	24.762	1:18.009	8	1:18.148	1:18.870
3	93	Johnston STEWART	8	10:46.085	36.637	11.875	1:17.876	2	1:17.902	1:20.417

Announcements

Drivers No. 29, 46 & 54: 5-sec penalty C2.3.4 (incorrectly positioned front fairing)

Margin of Victory	Avg. Speed	Best Lap Tm	Best Speed	Best Lap by
13.514	40.595	1:12.691	41.045	60 - Joel MURPHY


Clerk of the Course - Paul Fullerton

Orbits

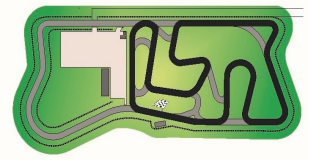
Timekeepers - David Barr & Keith Mason

Results remain provisional until conclusion of technical/judicial matters

Signed:



 Chief
 Timekeeper



Round 2, NI Karting Championships

Class: Iame/Honda Cadet

Circuit: Nutts Corner National Circuit 0.829 miles

Heat 2

Date/Time: 09/04/2022 11:10

Race (8:00 and 1 Laps) started at 12:13:35

Lap	Lap Tm	Diff	Time of Day
(60) Joel MURPHY			
1	1:15.111	+2.420	12:14:50.951
2	1:13.639	+0.948	12:16:04.590
3	1:13.189	+0.498	12:17:17.779
4	1:13.554	+0.863	12:18:31.333
5	1:13.198	+0.507	12:19:44.531
6	1:13.077	+0.386	12:20:57.608
7	1:12.691		12:22:10.299
8	1:13.518	+0.827	12:23:23.817
(29) Noah McFARLANE			
1	1:18.214	+4.816	12:14:54.761
2	1:15.267	+1.869	12:16:10.028
3	1:14.089	+0.691	12:17:24.117
4	1:13.741	+0.343	12:18:37.858
5	1:13.398		12:19:51.256
6	1:13.565	+0.167	12:21:04.821
7	1:13.987	+0.589	12:22:18.808
8	1:13.523	+0.125	12:23:32.331
(18) Archie CONDY			
1	1:17.360	+3.338	12:14:53.383
2	1:15.779	+1.757	12:16:09.162
3	1:15.603	+1.581	12:17:24.765
4	1:15.307	+1.285	12:18:40.072
5	1:14.623	+0.601	12:19:54.695
6	1:14.702	+0.680	12:21:09.397
7	1:14.022		12:22:23.419
8	1:14.095	+0.073	12:23:37.514
(19) Conan WARNOCK			
1	1:19.181	+5.105	12:14:55.470
2	1:17.458	+3.382	12:16:12.928
3	1:16.517	+2.441	12:17:29.445
4	1:15.345	+1.269	12:18:44.790
5	1:14.434	+0.358	12:19:59.224
6	1:14.173	+0.097	12:21:13.397
7	1:14.076		12:22:27.473
8	1:14.350	+0.274	12:23:41.823
(10) Charlie BLAIR			
1	1:18.381	+3.925	12:14:57.745
2	1:17.082	+2.626	12:16:14.827
3	1:15.745	+1.289	12:17:30.572
4	1:15.144	+0.688	12:18:45.716
5	1:15.512	+1.056	12:20:01.228
6	1:15.112	+0.656	12:21:16.340
7	1:14.492	+0.036	12:22:30.832
8	1:14.456		12:23:45.288
(32) Harry McDOWELL			
1	1:18.692	+4.325	12:14:55.934
2	1:18.029	+3.662	12:16:13.963
3	1:16.761	+2.394	12:17:30.724
4	1:15.630	+1.263	12:18:46.354
5	1:15.229	+0.862	12:20:01.583
6	1:14.944	+0.577	12:21:16.527
7	1:14.724	+0.357	12:22:31.251
8	1:14.367		12:23:45.618
(54) Max COLBERT			
1	1:17.882	+4.020	12:14:55.003
2	1:17.796	+3.934	12:16:12.799
3	1:16.184	+2.322	12:17:28.983
4	1:14.691	+0.829	12:18:43.674

Lap	Lap Tm	Diff	Time of Day
5	1:15.131	+1.269	12:19:58.805
6	1:14.044	+0.182	12:21:12.849
7	1:13.862		12:22:26.711
8	1:14.114	+0.252	12:23:40.825
(46) Evan PURCELL			
1	1:18.881	+5.010	12:14:55.261
2	1:17.463	+3.592	12:16:12.724
3	1:16.053	+2.182	12:17:28.777
4	1:14.816	+0.945	12:18:43.593
5	1:15.097	+1.226	12:19:58.690
6	1:14.540	+0.669	12:21:13.230
7	1:13.871		12:22:27.101
8	1:14.574	+0.703	12:23:41.675
(36) Declan NOBLE			
1	1:18.573	+2.664	12:14:54.452
2	1:18.169	+2.260	12:16:12.621
3	1:17.985	+2.076	12:17:30.606
4	1:17.426	+1.517	12:18:48.032
5	1:16.810	+0.901	12:20:04.842
6	1:16.363	+0.454	12:21:21.205
7	1:15.909		12:22:37.114
8	1:16.140	+0.231	12:23:53.254
(17) Charlie CONDY			
1	1:18.329	+2.967	12:14:54.526
2	1:18.917	+3.555	12:16:13.443
3	1:15.813	+0.451	12:17:29.256
4	1:15.362		12:18:44.618
5	1:15.992	+0.630	12:20:00.610
6	1:15.505	+0.143	12:21:16.115
7	1:22.816	+7.454	12:22:38.931
8	1:15.414	+0.052	12:23:54.345
(193) Andie STEWART			
1	1:20.176	+2.167	12:14:59.261
2	1:18.845	+0.836	12:16:18.106
3	1:18.510	+0.501	12:17:36.616
4	1:18.561	+0.552	12:18:55.177
5	1:18.148	+0.139	12:20:13.325
6	1:18.265	+0.256	12:21:31.590
7	1:20.451	+2.442	12:22:52.041
8	1:18.009		12:24:10.050
(35) Harry MONTGOMERY			
1	1:20.851	+2.885	12:14:56.931
2	1:18.097	+0.131	12:16:15.028
3	1:18.149	+0.183	12:17:33.177
4	1:17.966		12:18:51.143
5	1:19.654	+1.688	12:20:10.797
6	1:20.228	+2.262	12:21:31.025
7	1:24.257	+6.291	12:22:55.282
8	1:18.402	+0.436	12:24:13.684
(93) Johnston STEWART			
1	1:19.005	+1.129	12:14:57.590
2	1:17.876		12:16:15.466
3	1:18.254	+0.378	12:17:33.720
4	1:17.902	+0.026	12:18:51.622
5	1:19.500	+1.624	12:20:11.122
6	1:20.245	+2.369	12:21:31.367
7	1:20.175	+2.299	12:22:51.542
8	1:30.383	+12.507	12:24:21.925


Clerk of the Course - Paul Fullerton

Orbits

Timekeepers - David Barr & Keith Mason

Results remain provisional until conclusion of technical/judicial matters

Signed:



(Chief Timekeeper)

Round 2, NI Karting Championships
Sorted on Laps

Junior/Mini Max

Nutts Corner National Circuit 0.829 miles

Heat 2

09/04/2022 11:25

Race (8:00 and 1 Laps) started at 13:07:37

Pos	No.	Name	Laps	Total Tm	Diff	Gap	Best Tm	In Lap	2nd Best	Avg Tm
Junior Max										
1	46	Bobby Joe McFALL	9	9:43.191			1:03.774	9	1:03.785	1:04.799
2	36	Joe GARDINER	9	9:48.102	4.911	4.911	1:04.304	7	1:04.534	1:05.042
3	72	Gavin DEWART	9	9:50.424	7.233	2.322	1:04.302	8	1:04.350	1:05.045
4	14	Carter KELLY	9	9:50.875	7.684	0.451	1:04.106	9	1:04.305	1:05.596
5	15	James ROBINSON	9	9:53.527	10.336	2.652	1:04.515	9	1:04.559	1:05.921
6	34	Peter GILLILAND	9	9:53.997	10.806	0.470	1:04.348	9	1:04.778	1:05.968
7	19	Adam McGIVERN	9	10:05.747	22.556	11.750	1:05.896	9	1:06.423	1:07.235
8	37	Steve MONTGOMERY	9	10:25.539	42.348	19.792	1:05.613	9	1:06.237	1:09.466
Mini Max										
1	22	Cole McFADDEN BIGGERSTAFF	9	10:24.008			1:08.130	9	1:08.517	1:09.191
2	30	John O'NEILL	9	10:45.698	21.690	21.690	1:10.157	5	1:10.224	1:11.536
3	55	Dennis CHERRY	9	10:45.743	21.735	0.045	1:09.665	9	1:10.035	1:11.586
4	88	Lewis ARTHUR	9	10:51.964	27.956	6.221	1:10.484	8	1:10.677	1:12.255

Announcements

Driver No. 72: 5-sec penalty C2.3.4 (incorrectly positioned front fairing)

Margin of Victory	Avg. Speed	Best Lap Tm	Best Speed	Best Lap by
4.911	46.044	1:03.774	46.784	46 - Bobby Joe McFALL


Clerk of the Course - Paul Fullerton

Orbits

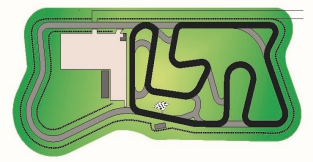
Timekeepers - David Barr & Keith Mason

Results remain provisional until conclusion of technical/judicial matters

Signed:



 Chief
Timekeeper



Round 2, NI Karting Championships

Junior/Mini Max

Nutts Corner National Circuit 0.829 miles

Heat 2

09/04/2022 11:25

Race (8:00 and 1 Laps) started at 13:07:37

Lap	Lap Tm	Diff	Time of Day
(46) Bobby Joe McFALL			
1	1:07.005	+3.231	13:08:44.336
2	1:05.919	+2.145	13:09:50.255
3	1:05.140	+1.366	13:10:55.395
4	1:04.623	+0.849	13:12:00.018
5	1:04.577	+0.803	13:13:04.595
6	1:04.420	+0.646	13:14:09.015
7	1:03.948	+0.174	13:15:12.963
8	1:03.785	+0.011	13:16:16.748
9	1:03.774		13:17:20.522

Lap	Lap Tm	Diff	Time of Day
(36) Joe GARDINER			
1	1:06.253	+1.949	13:09:51.345
2	1:05.576	+1.272	13:10:56.921
3	1:05.089	+0.785	13:12:02.010
4	1:05.069	+0.765	13:13:07.079
5	1:04.908	+0.604	13:14:11.987
6	1:04.608	+0.304	13:15:16.595
7	1:04.304		13:16:20.899
8	1:04.534	+0.230	13:17:25.433

Lap	Lap Tm	Diff	Time of Day
(72) Gavin DEWART			
1	1:07.188	+2.886	13:08:44.533
2	1:05.877	+1.575	13:09:50.410
3	1:05.245	+0.943	13:10:55.655
4	1:04.785	+0.483	13:12:00.440
5	1:04.633	+0.331	13:13:05.073
6	1:04.628	+0.326	13:14:09.701
7	1:04.402	+0.100	13:15:14.103
8	1:04.302		13:16:18.405
9	1:04.350	+0.048	13:17:22.755

Lap	Lap Tm	Diff	Time of Day
(14) Carter KELLY			
1	1:09.341	+5.235	13:08:47.181
2	1:06.446	+2.340	13:09:53.627
3	1:05.743	+1.637	13:10:59.370
4	1:05.807	+1.701	13:12:05.177
5	1:05.294	+1.188	13:13:10.471
6	1:04.897	+0.791	13:14:15.368
7	1:04.427	+0.321	13:15:19.795
8	1:04.305	+0.199	13:16:24.100
9	1:04.106		13:17:28.206

Lap	Lap Tm	Diff	Time of Day
(15) James ROBINSON			
1	1:09.100	+4.585	13:08:46.664
2	1:06.567	+2.052	13:09:53.231
3	1:05.840	+1.325	13:10:59.071
4	1:06.314	+1.799	13:12:05.385
5	1:05.620	+1.105	13:13:11.005
6	1:05.695	+1.180	13:14:16.700
7	1:05.084	+0.569	13:15:21.784
8	1:04.559	+0.044	13:16:26.343
9	1:04.515		13:17:30.858

Lap	Lap Tm	Diff	Time of Day
(34) Peter GILLILAND			
1	1:09.374	+5.026	13:08:46.989
2	1:07.036	+2.688	13:09:54.025
3	1:06.159	+1.811	13:11:00.184
4	1:05.727	+1.379	13:12:05.911
5	1:05.595	+1.247	13:13:11.506
6	1:05.530	+1.182	13:14:17.036
7	1:05.166	+0.818	13:15:22.202
8	1:04.778	+0.430	13:16:26.980
9	1:04.348		13:17:31.328

Lap	Lap Tm	Diff	Time of Day
(19) Adam McGIVERN			
1	1:09.833	+3.937	13:08:47.789
2	1:07.927	+2.031	13:09:55.716
3	1:07.408	+1.512	13:11:03.124
4	1:07.096	+1.200	13:12:10.220
5	1:06.940	+1.044	13:13:17.160
6	1:07.099	+1.203	13:14:24.259
7	1:06.423	+0.527	13:15:30.682
8	1:06.500	+0.604	13:16:37.182
9	1:05.896		13:17:43.078

Lap	Lap Tm	Diff	Time of Day
(22) Cole McFADDEN BIGGERSTAFF			
1	1:11.268	+3.138	13:08:49.884
2	1:09.815	+1.685	13:09:59.699
3	1:09.695	+1.565	13:11:09.394
4	1:09.070	+0.940	13:12:18.464
5	1:08.732	+0.602	13:13:27.196
6	1:08.861	+0.731	13:14:36.057
7	1:08.635	+0.505	13:15:44.692
8	1:08.517	+0.387	13:16:53.209
9	1:08.130		13:18:01.339

Lap	Lap Tm	Diff	Time of Day
(37) Steve MONTGOMERY			
1	1:11.010	+5.397	13:08:48.682
2	1:22.352	+16.739	13:10:11.034
3	1:09.135	+3.522	13:11:20.169
4	1:08.308	+2.695	13:12:28.477
5	1:07.559	+1.946	13:13:36.036
6	1:07.419	+1.806	13:14:43.455
7	1:07.565	+1.952	13:15:51.020
8	1:06.237	+0.624	13:16:57.257
9	1:05.613		13:18:02.870

Lap	Lap Tm	Diff	Time of Day
(30) John O'NEILL			
1	1:15.794	+5.637	13:08:54.994
2	1:12.609	+2.452	13:10:07.603
3	1:11.877	+1.720	13:11:19.480
4	1:12.279	+2.122	13:12:31.759
5	1:10.157		13:13:41.916
6	1:10.324	+0.167	13:14:52.240
7	1:10.283	+0.126	13:16:02.523
8	1:10.224	+0.067	13:17:12.747
9	1:10.282	+0.125	13:18:23.029

Lap	Lap Tm	Diff	Time of Day
(55) Dennis CHERRY			
1	1:16.563	+6.898	13:08:55.361
2	1:12.882	+3.217	13:10:08.243
3	1:12.410	+2.745	13:11:20.653
4	1:11.373	+1.708	13:12:32.026
5	1:10.581	+0.916	13:13:42.607
6	1:10.266	+0.601	13:14:52.873
7	1:10.035	+0.370	13:16:02.908
8	1:10.501	+0.836	13:17:13.409
9	1:09.665		13:18:23.074

Lap	Lap Tm	Diff	Time of Day
(88) Lewis ARTHUR			
1	1:17.019	+6.535	13:08:56.017
2	1:13.138	+2.654	13:10:09.155
3	1:12.127	+1.643	13:11:21.282
4	1:12.196	+1.712	13:12:33.478
5	1:11.692	+1.208	13:13:45.170
6	1:11.715	+1.231	13:14:56.885
7	1:11.249	+0.765	13:16:08.134
8	1:10.484		13:17:18.618
9	1:10.677	+0.193	13:18:29.295

Clerk of the Course - Paul Fullerton

Orbits

Timekeepers - David Barr & Keith Mason

Results remain provisional until conclusion of technical/judicial matters

Signed:  (Chief Timekeeper)

Printed: 09/04/2022 13:31:07



Round 2, NI Karting Championships

Sorted on Laps

Bambino

Nutts Corner National Circuit 0.829 miles

Heat 1

09/04/2022 11:40

Race (5:00 and 1 Laps) started at 13:20:54

Pos	No.	Name	Laps	Total Tm	Diff	Gap	Best Tm	In Lap	2nd Best	Avg Tm
1	36	Ethan ROBINSON	5	7:17.467			1:25.452	5	1:25.903	1:27.186
2	75	Callum McVEIGH	5	7:29.971	12.504	12.504	1:27.734	5	1:28.415	1:29.618
3	66	Ryan ARMSTRONG	5	7:35.247	17.780	5.276	1:28.394	5	1:28.699	1:30.405
4	24	Jessica WYLIE	5	8:30.198	1:12.731	54.951	1:38.547	2	1:39.479	1:41.493

Margin of Victory	Avg. Speed	Best Lap Tm	Best Speed	Best Lap by
12.504	34.101	1:25.452	34.916	36 - Ethan ROBINSON


Clerk of the Course - Paul Fullerton

Orbits

Timekeepers - David Barr & Keith Mason

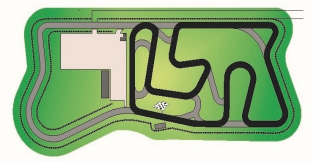
Results remain provisional until conclusion of technical/judicial matters

Signed:



Chief
Timekeeper





Round 2, NI Karting Championships

Bambino

Nutts Corner National Circuit 0.829 miles

Heat 1

09/04/2022 11:40

Race (5:00 and 1 Laps) started at 13:20:54

Lap	Lap Tm	Diff	Time of Day	Lap	Lap Tm	Diff	Time of Day	Lap	Lap Tm	Diff	Time of Day
(36) Ethan ROBINSON											
1	1:31.746	+6.294	13:22:27.472								
2	1:26.562	+1.110	13:23:54.034								
3	1:25.903	+0.451	13:25:19.937								
4	1:26.269	+0.817	13:26:46.206								
5	1:25.452		13:28:11.658								
(75) Callum McVEIGH											
1	1:34.009	+6.275	13:22:30.080								
2	1:29.292	+1.558	13:23:59.372								
3	1:28.641	+0.907	13:25:28.013								
4	1:28.415	+0.681	13:26:56.428								
5	1:27.734		13:28:24.162								
(66) Ryan ARMSTRONG											
1	1:35.701	+7.307	13:22:33.111								
2	1:30.347	+1.953	13:24:03.458								
3	1:28.887	+0.493	13:25:32.345								
4	1:28.699	+0.305	13:27:01.044								
5	1:28.394		13:28:29.438								
(24) Jessica WYLIE											
1	1:47.751	+9.204	13:22:44.674								
2	1:38.547		13:24:23.221								
3	1:39.998	+1.451	13:26:03.219								
4	1:39.479	+0.932	13:27:42.698								
5	1:41.691	+3.144	13:29:24.389								


Clerk of the Course - Paul Fullerton

Orbits

Timekeepers - David Barr & Keith Mason

Results remain provisional until conclusion of technical/judicial matters

Signed:



(Chief Timekeeper)

Printed: 09/04/2022 13:33:01



Round 2, NI Superkart C'ships

Sorted on Laps

125cc Superkarts

Nutts Corner (SK) 0.784 miles

Race 2

09/04/2022 13:30

Race (8:00 and 1 Laps) started at 13:34:48

Pos	No.	Name	Laps	Total Tm	Diff	Gap	Best Tm	In Lap	2nd Best	Avg Tm
1	19	Danny HYLAND	14	8:53.761			37.291	13	37.446	38.125
2	55	Ross WITHEROW	14	9:09.242	15.481	15.481	38.356	14	38.400	39.189
3	51	Geoffrey SIMMS	13	8:55.290	1 Lap	1 Lap	39.236	11	39.268	41.146
Not classified										
DNF	IGP	Ian WALSH	3	2:01.270	DNF		38.908	3	40.105	40.378
DNS	17	Scott GREENAWAY			DNS			0		
DNS	53	Alan CROSSEN			DNS			0		

Margin of Victory	Avg. Speed	Best Lap Tm	Best Speed	Best Lap by
15.481	74.029	37.291	75.686	19 - Danny HYLAND


Clerk of the Course - Paul Fullerton

Orbits

Timekeepers - David Barr & Keith Mason

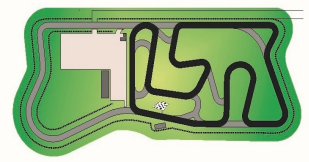
Results remain provisional until conclusion of technical/judicial matters

Signed:



Chief
Timekeeper





Round 2, NI Superkart C'ships

125cc Superkarts

Nutts Corner (SK) 0.784 miles

Race 2

09/04/2022 13:30

Race (8:00 and 1 Laps) started at 13:34:48

Lap	Lap Tm	Diff	Time of Day	Lap	Lap Tm	Diff	Time of Day	Lap	Lap Tm	Diff	Time of Day
(19) Danny HYLAND											
1	41.185	+3.894	13:35:29.981								
2	39.126	+1.835	13:36:09.107								
3	38.772	+1.481	13:36:47.879								
4	38.140	+0.849	13:37:26.019								
5	37.866	+0.575	13:38:03.885								
6	37.671	+0.380	13:38:41.556								
7	37.602	+0.311	13:39:19.158								
8	37.604	+0.313	13:39:56.762								
9	37.446	+0.155	13:40:34.208								
10	37.519	+0.228	13:41:11.727								
11	37.875	+0.584	13:41:49.602								
12	37.767	+0.476	13:42:27.369								
13	37.291		13:43:04.660								
14	37.897	+0.606	13:43:42.557								
(55) Ross WITHEROW											
1	43.083	+4.727	13:35:32.463								
2	40.293	+1.937	13:36:12.756								
3	39.397	+1.041	13:36:52.153								
4	39.696	+1.340	13:37:31.849								
5	38.837	+0.481	13:38:10.686								
6	38.878	+0.522	13:38:49.564								
7	38.736	+0.380	13:39:28.300								
8	38.655	+0.299	13:40:06.955								
9	38.648	+0.292	13:40:45.603								
10	38.611	+0.255	13:41:24.214								
11	38.628	+0.272	13:42:02.842								
12	38.440	+0.084	13:42:41.282								
13	38.400	+0.044	13:43:19.682								
14	38.356		13:43:58.038								
(51) Geoffrey SIMMS											
1	45.445	+6.209	13:35:34.633								
2	45.792	+6.556	13:36:20.425								
3	41.688	+2.452	13:37:02.113								
4	41.577	+2.341	13:37:43.690								
5	41.354	+2.118	13:38:25.044								
6	40.347	+1.111	13:39:05.391								
7	39.880	+0.644	13:39:45.271								
8	39.809	+0.573	13:40:25.080								
9	39.268	+0.032	13:41:04.348								
10	40.021	+0.785	13:41:44.369								
11	39.236		13:42:23.605								
12	39.810	+0.574	13:43:03.415								
13	40.671	+1.435	13:43:44.086								
(IGP) Ian WALSH											
1	42.123	+3.215	13:35:31.053								
2	40.105	+1.197	13:36:11.158								
3	38.908		13:36:50.066								


Clerk of the Course - Paul Fullerton

Orbits

Timekeepers - David Barr & Keith Mason

Results remain provisional until conclusion of technical/judicial matters

Signed:



(Chief Timekeeper)

Printed: 09/04/2022 13:47:15



Round 2, NI Superkart C'ships
Sorted on Laps

250cc Superkarts

Nutts Corner (SK) 0.784 miles

Race 2

09/04/2022 13:45

Race (8:00 and 1 Laps) started at 13:47:05

Pos	No.	Name	Laps	Total Tm	Diff	Gap	Best Tm	In Lap	2nd Best	Avg Tm
1	27	Alan WITHEROW	15	8:56.669			34.590	7	34.632	35.773
2	43	Brian JONES	15	9:07.666	10.997	10.997	34.813	5	35.228	36.467
3	72	Richard DEWART	15	9:35.755	39.086	28.089	34.979	5	35.023	38.349
4	3	Liam FOX	14	9:01.985	1 Lap	1 Lap	37.899	7	38.010	38.684
5	18	Warren DEERY	14	9:08.849	1 Lap	6.864	37.273	12	37.564	39.150
Not classified										
DNF	40	Aaron NEWELL	10	5:56.240	DNF		34.622	9	34.770	35.624
DNF	16	Peter DEERY	9	6:21.162	DNF		39.228	6	39.460	42.155
DNF	12	Eoin BUCKLEY		1.273	DNF			0		

Margin of Victory	Avg. Speed	Best Lap Tm	Best Speed	Best Lap by
10.997	78.887	34.590	81.596	27 - Alan WITHEROW


Clerk of the Course - Paul Fullerton

Orbits

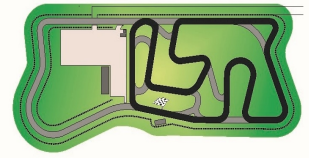
Timekeepers - David Barr & Keith Mason

Results remain provisional until conclusion of technical/judicial matters

Signed:



 Chief
 Timekeeper



Round 2, NI Superkart C'ships

250cc Superkarts

Nutts Corner (SK) 0.784 miles

Race 2

09/04/2022 13:45

Race (8:00 and 1 Laps) started at 13:47:05

Lap	Lap Tm	Diff	Time of Day
(27) Alan WITHEROW			
1	38.503	+3.913	13:47:44.439
2	36.611	+2.021	13:48:21.050
3	36.151	+1.561	13:48:57.201
4	35.265	+0.675	13:49:32.466
5	34.778	+0.188	13:50:07.244
6	34.791	+0.201	13:50:42.035
7	34.590		13:51:16.625
8	35.918	+1.328	13:51:52.543
9	34.632	+0.042	13:52:27.175
10	34.949	+0.359	13:53:02.124
11	34.742	+0.152	13:53:36.866
12	35.149	+0.559	13:54:12.015
13	36.492	+1.902	13:54:48.507
14	36.420	+1.830	13:55:24.927
15	37.609	+3.019	13:56:02.536

(43) Brian JONES			
1	39.153	+4.340	13:47:45.673
2	37.506	+2.693	13:48:23.179
3	35.921	+1.108	13:48:59.100
4	35.228	+0.415	13:49:34.328
5	34.813		13:50:09.141
6	35.485	+0.672	13:50:44.626
7	35.709	+0.896	13:51:20.335
8	35.894	+1.081	13:51:56.229
9	36.213	+1.400	13:52:32.442
10	35.776	+0.963	13:53:08.218
11	35.516	+0.703	13:53:43.734
12	36.407	+1.594	13:54:20.141
13	37.045	+2.232	13:54:57.186
14	37.902	+3.089	13:55:35.088
15	38.445	+3.632	13:56:13.533

(72) Richard DEWART			
1	39.001	+4.022	13:47:45.382
2	36.246	+1.267	13:48:21.628
3	35.901	+0.922	13:48:57.529
4	35.383	+0.404	13:49:32.912
5	34.979		13:50:07.891
6	35.023	+0.044	13:50:42.914
7	35.233	+0.254	13:51:18.147
8	35.853	+0.874	13:51:54.000
9	36.361	+1.382	13:52:30.361
10	36.416	+1.437	13:53:06.777
11	36.647	+1.668	13:53:43.424
12	37.480	+2.501	13:54:20.904
13	37.253	+2.274	13:54:58.157
14	43.219	+8.240	13:55:41.376
15	1:00.246	+25.267	13:56:41.622

(3) Liam FOX			
1	38.835	+0.936	13:47:45.102
2	39.138	+1.239	13:48:24.240
3	38.735	+0.836	13:49:02.975
4	38.292	+0.393	13:49:41.267
5	38.010	+0.111	13:50:19.277
6	38.085	+0.186	13:50:57.362
7	37.899		13:51:35.261
8	38.387	+0.488	13:52:13.648
9	38.061	+0.162	13:52:51.709
10	38.260	+0.361	13:53:29.969
11	38.898	+0.999	13:54:08.867
12	40.125	+2.226	13:54:48.992
13	39.159	+1.260	13:55:28.151

Lap	Lap Tm	Diff	Time of Day
14	39.701	+1.802	13:56:07.852
(18) Warren DEERY			
1	41.760	+4.487	13:47:48.373
2	40.167	+2.894	13:48:28.540
3	40.078	+2.805	13:49:08.618
4	39.859	+2.586	13:49:48.477
5	39.298	+2.025	13:50:27.775
6	39.389	+2.116	13:51:07.164
7	38.823	+1.550	13:51:45.987
8	38.190	+0.917	13:52:24.177
9	40.292	+3.019	13:53:04.469
10	38.577	+1.304	13:53:43.046
11	39.001	+1.728	13:54:22.047
12	37.273		13:54:59.320
13	37.832	+0.559	13:55:37.152
14	37.564	+0.291	13:56:14.716

(40) Aaron NEWELL			
1	38.408	+3.786	13:47:44.275
2	36.574	+1.952	13:48:20.849
3	35.988	+1.366	13:48:56.837
4	35.079	+0.457	13:49:31.916
5	34.859	+0.237	13:50:06.775
6	34.882	+0.260	13:50:41.657
7	34.770	+0.148	13:51:16.427
8	35.311	+0.689	13:51:51.738
9	34.622		13:52:26.360
10	35.747	+1.125	13:53:02.107

(16) Peter DEERY			
1	42.074	+2.846	13:47:49.703
2	40.332	+1.104	13:48:30.035
3	45.108	+5.880	13:49:15.143
4	40.030	+0.802	13:49:55.173
5	39.460	+0.232	13:50:34.633
6	39.228		13:51:13.861
7	41.321	+2.093	13:51:55.182
8	41.645	+2.417	13:52:36.827
9	50.202	+10.974	13:53:27.029


Clerk of the Course - Paul Fullerton

Orbits

Timekeepers - David Barr & Keith Mason

Results remain provisional until conclusion of technical/judicial matters

Signed:



(Chief Timekeeper)

Printed: 09/04/2022 14:00:20



Round 2, NI Karting Championships
Sorted on Laps

Senior Max

Nutts Corner National Circuit 0.829 miles

Pre-final

09/04/2022 13:55

Race (10:00 and 1 Laps) started at 14:06:14

Pos	No.	Name	Laps	Total Tm	Diff	Gap	Best Tm	In Lap	2nd Best	Avg Tm
Senior Max										
1	1	Conor McPOLIN	12	11:14.437			55.870	3	55.971	56.203
2	35	James GILLILAND	12	11:17.691	3.254	3.254	56.174	5	56.182	56.458
3	43	Ben McFALL	12	11:18.996	4.559	1.305	56.109	6	56.144	56.546
4	33	Pearse MURTAGH	12	11:20.563	6.126	1.567	56.210	4	56.312	56.687
5	32	Gary BLAIR	12	11:21.101	6.664	0.538	56.268	12	56.272	56.693
6	26	Daniel CONLON	12	11:22.565	8.128	1.464	56.409	3	56.469	56.870
7	20	Zak LECKEY	12	11:25.859	11.422	3.294	56.508	12	56.535	57.039
8	NW	Simon ALLEN	12	11:30.069	15.632	4.210	56.926	4	56.936	57.450
9	36	Neville BELL	12	11:30.280	15.843	0.211	56.547	4	56.732	57.082
10	22	Paul PRENTICE	12	11:34.929	20.492	4.649	57.190	5	57.299	57.802
11	56	Connor SMITH	12	11:42.785	28.348	7.856	57.463	9	57.881	58.430
12	24	Jason HETHERINGTON	2	2:07.894	10 Laps	10 Laps	1:02.720	2	1:03.957	1:03.338

Senior Max 177

1	21	Jamie LECKEY	12	11:45.839			57.966	3	58.014	58.697
---	----	--------------	----	-----------	--	--	--------	---	--------	--------

Announcements

Driver No. 36: 5-sec penalty U7.8.1 (false start)

Margin of Victory	Avg. Speed	Best Lap Tm	Best Speed	Best Lap by
3.254	53.086	55.870	53.403	1 - Conor McPOLIN


Clerk of the Course - Paul Fullerton

Orbits

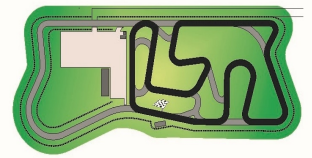
Timekeepers - David Barr & Keith Mason

Results remain provisional until conclusion of technical/judicial matters

Signed:



 Chief
 Timekeeper



Round 2, NI Karting Championships

Senior Max

Nutts Corner National Circuit 0.829 miles

Pre-final

09/04/2022 13:55

Race (10:00 and 1 Laps) started at 14:06:14

Lap	Lap Tm	Diff	Time of Day	Lap	Lap Tm	Diff	Time of Day	Lap	Lap Tm	Diff	Time of Day
(1) Conor McPOLIN				(26) Daniel CONLON				(56) Connor SMITH			
1	57.696	+1.826	14:07:12.069	1	58.446	+0.178	14:14:46.415	5	57.190		14:11:05.233
2	56.185	+0.315	14:08:08.254	10	56.495	+0.227	14:15:42.910	6	57.421	+0.231	14:12:02.654
3	55.870		14:09:04.124	11	56.296	+0.028	14:16:39.206	7	57.299	+0.109	14:12:59.953
4	55.996	+0.126	14:10:00.120	12	56.268		14:17:35.474	8	57.645	+0.455	14:13:57.598
5	56.113	+0.243	14:10:56.233	(20) Zak LECKEY				9	57.599	+0.409	14:14:55.197
6	55.971	+0.101	14:11:52.204	1	58.356	+1.947	14:07:12.844	10	57.566	+0.376	14:15:52.763
7	56.114	+0.244	14:12:48.318	2	56.887	+0.478	14:08:09.731	11	57.829	+0.639	14:16:50.592
8	55.979	+0.109	14:13:44.297	3	56.409		14:09:06.140	12	58.710	+1.520	14:17:49.302
9	56.062	+0.192	14:14:40.359	4	56.858	+0.449	14:10:02.998	(21) Jamie LECKEY			
10	56.191	+0.321	14:15:36.550	5	56.794	+0.385	14:10:59.792	1	1:01.706	+4.243	14:07:17.700
11	56.161	+0.291	14:16:32.711	6	56.469	+0.060	14:11:56.261	2	57.997	+0.534	14:08:15.697
12	56.099	+0.229	14:17:28.810	7	56.534	+0.125	14:12:52.795	3	57.970	+0.507	14:09:13.667
(35) James GILLILAND				(20) Zak LECKEY				(56) Connor SMITH			
1	58.339	+2.165	14:07:12.896	8	56.578	+0.169	14:13:49.373	4	57.881	+0.418	14:10:11.548
2	56.429	+0.255	14:08:09.325	9	56.651	+0.242	14:14:46.024	5	58.281	+0.818	14:11:09.829
3	56.295	+0.121	14:09:05.620	10	56.842	+0.433	14:15:42.866	6	58.029	+0.566	14:12:07.858
4	56.220	+0.046	14:10:01.840	11	57.203	+0.794	14:16:40.069	7	58.087	+0.624	14:13:05.945
5	56.174		14:10:58.014	12	56.869	+0.460	14:17:36.938	8	58.064	+0.601	14:14:04.009
6	56.265	+0.091	14:11:54.279	(21) Jamie LECKEY				9	57.463		14:15:01.472
7	56.209	+0.035	14:12:50.488	1	1:00.048	+3.540	14:07:15.806	10	58.761	+1.298	14:16:00.233
8	56.317	+0.143	14:13:46.805	2	57.188	+0.680	14:08:12.994	11	58.519	+1.056	14:16:58.752
9	56.182	+0.008	14:14:42.987	3	56.872	+0.364	14:09:09.866	12	58.406	+0.943	14:17:57.158
10	56.340	+0.166	14:15:39.327	4	56.624	+0.116	14:10:06.490	(21) Jamie LECKEY			
11	56.394	+0.220	14:16:35.721	5	56.828	+0.320	14:11:03.318	1	1:02.709	+4.743	14:07:18.557
12	56.343	+0.169	14:17:32.064	6	56.832	+0.324	14:12:00.150	2	58.701	+0.735	14:08:17.258
(43) Ben McFALL				(NW) Simon ALLEN				(21) Jamie LECKEY			
1	58.623	+2.514	14:07:13.435	7	56.744	+0.236	14:12:56.894	3	57.966		14:09:15.224
2	56.536	+0.427	14:08:09.971	8	56.819	+0.311	14:13:53.713	4	58.086	+0.120	14:10:13.310
3	56.227	+0.118	14:09:06.198	9	56.535	+0.027	14:14:50.248	5	58.145	+0.179	14:11:11.455
4	56.369	+0.260	14:10:02.567	10	56.806	+0.298	14:15:47.054	6	58.014	+0.048	14:12:09.469
5	56.377	+0.268	14:10:58.944	11	56.670	+0.162	14:16:43.724	7	58.211	+0.245	14:13:07.680
6	56.109		14:11:55.053	12	56.508		14:17:40.232	8	58.080	+0.114	14:14:05.760
7	56.159	+0.050	14:12:51.212	(36) Neville BELL				9	58.143	+0.177	14:15:03.903
8	56.144	+0.035	14:13:47.356	1	59.937	+3.011	14:07:14.979	10	58.434	+0.468	14:16:02.337
9	56.188	+0.079	14:14:43.544	2	57.173	+0.247	14:08:12.152	11	58.452	+0.486	14:17:00.789
10	56.444	+0.335	14:15:39.988	3	56.936	+0.010	14:09:09.088	12	59.423	+1.457	14:18:00.212
11	56.421	+0.312	14:16:36.409	4	56.926		14:10:06.014	(24) Jason HETHERINGTON			
12	56.960	+0.851	14:17:33.369	5	57.178	+0.252	14:11:03.192	1	1:03.957	+1.237	14:07:19.547
(33) Pearse MURTAGH				(36) Neville BELL				(24) Jason HETHERINGTON			
1	58.951	+2.741	14:07:13.642	6	57.555	+0.629	14:12:00.747	2	1:02.720		14:08:22.267
2	56.843	+0.633	14:08:10.485	7	57.000	+0.074	14:12:57.747	(32) Gary BLAIR			
3	56.471	+0.261	14:09:06.956	8	57.121	+0.195	14:13:54.868	1	59.150	+2.882	14:07:14.305
4	56.210		14:10:03.166	9	57.052	+0.126	14:14:51.920	2	56.992	+0.724	14:08:11.297
5	56.312	+0.102	14:10:59.478	10	57.504	+0.578	14:15:49.424	3	56.606	+0.338	14:09:07.903
6	56.354	+0.144	14:11:55.832	11	57.667	+0.741	14:16:47.091	4	56.462	+0.194	14:10:04.365
7	56.398	+0.188	14:12:52.230	12	57.351	+0.425	14:17:44.442	5	56.500	+0.232	14:11:00.865
8	56.398	+0.188	14:13:48.628	(22) Paul PRENTICE				6	56.515	+0.247	14:11:57.380
9	56.462	+0.252	14:14:45.090	1	58.684	+2.137	14:07:13.350	7	56.317	+0.049	14:12:53.697
10	56.624	+0.414	14:15:41.714	2	57.070	+0.523	14:08:10.420	8	56.272	+0.004	14:13:49.969
11	56.629	+0.419	14:16:38.343	3	57.064	+0.517	14:09:07.484	(32) Gary BLAIR			
12	56.593	+0.383	14:17:34.936	4	56.547		14:10:04.031	1	59.150	+2.882	14:07:14.305
(32) Gary BLAIR				5	56.773	+0.226	14:11:00.804	2	56.992	+0.724	14:08:11.297
1	59.150	+2.882	14:07:14.305	6	57.190	+0.643	14:11:57.994	3	56.606	+0.338	14:09:07.903
2	56.992	+0.724	14:08:11.297	7	56.732	+0.185	14:12:54.726	4	56.462	+0.194	14:10:04.365
3	56.606	+0.338	14:09:07.903	8	56.847	+0.300	14:13:51.573	5	56.500	+0.232	14:11:00.865
4	56.462	+0.194	14:10:04.365	9	56.851	+0.304	14:14:48.424	6	56.515	+0.247	14:11:57.380
5	56.500	+0.232	14:11:00.865	10	57.085	+0.538	14:15:45.509	7	56.317	+0.049	14:12:53.697
6	56.515	+0.247	14:11:57.380	11	56.925	+0.378	14:16:42.434	8	56.272	+0.004	14:13:49.969
7	56.317	+0.049	14:12:53.697	12	57.219	+0.672	14:17:39.653	(22) Paul PRENTICE			
8	56.272	+0.004	14:13:49.969	(22) Paul PRENTICE				1	59.834	+2.644	14:07:15.508
(32) Gary BLAIR				2	57.446	+0.256	14:08:12.954	2	57.446	+0.256	14:08:12.954
(32) Gary BLAIR				3	57.704	+0.514	14:09:10.658	3	57.704	+0.514	14:09:10.658
(32) Gary BLAIR				4	57.385	+0.195	14:10:08.043	4	57.385	+0.195	14:10:08.043


Clerk of the Course - Paul Fullerton

Orbits

Timekeepers - David Barr & Keith Mason

Results remain provisional until conclusion of technical/judicial matters

Signed:



(Chief Timekeeper)

Round 2, NI Karting Championships
Sorted on Laps

Iame/Honda Cadet

Nutts Corner National Circuit 0.829 miles

Pre-final

09/04/2022 14:10

Race (10:00 and 1 Laps) started at 14:24:28

Pos	No.	Name	Laps	Total Tm	Diff	Gap	Best Tm	In Lap	2nd Best	Avg Tm
Honda Cadet										
1	60	Joel MURPHY	10	11:18.044			1:07.282	6	1:07.451	1:07.804
2	17	Charlie CONDY	10	11:18.146	0.102	0.102	1:07.037	4	1:07.346	1:07.801
3	19	Conan WARNOCK	10	11:25.086	7.042	6.940	1:07.817	2	1:07.847	1:08.487
4	18	Archie CONDY	10	11:25.664	7.620	0.578	1:07.781	2	1:07.979	1:08.559
5	32	Harry McDOWELL	10	11:25.932	7.888	0.268	1:07.592	2	1:07.869	1:08.561
6	46	Evan PURCELL	10	11:26.403	8.359	0.471	1:07.735	5	1:08.108	1:08.596
7	54	Max COLBERT	10	11:29.370	11.326	2.967	1:08.212	5	1:08.354	1:08.873
8	29	Noah McFARLANE	10	11:30.414	12.370	1.044	1:07.759	5	1:07.904	1:08.528
9	36	Declan NOBLE	10	11:31.534	13.490	1.120	1:07.877	9	1:07.989	1:08.584
10	25	Joshua WYLIE	10	11:37.765	19.721	6.231	1:08.867	2	1:09.077	1:09.678
11	35	Harry MONTGOMERY	10	11:37.851	19.807	0.086	1:08.764	8	1:08.857	1:09.701
Iame Cadet										
1	10	Charlie BLAIR	10	11:26.600			1:07.482	9	1:07.847	1:08.511
2	193	Andie STEWART	10	11:36.884	10.284	10.284	1:07.987	7	1:08.317	1:08.997
3	93	Johnston STEWART	10	11:38.983	12.383	2.099	1:08.925	10	1:09.112	1:09.763

Announcements

Drivers No. 29,36 & 193: 5-sec penalty C2.3.4 (incorrectly positioned front fairing)

Margin of Victory	Avg. Speed	Best Lap Tm	Best Speed	Best Lap by
0.102	44.003	1:07.037	44.507	17 - Charlie CONDY


Clerk of the Course - Paul Fullerton

Orbits

Timekeepers - David Barr & Keith Mason

Results remain provisional until conclusion of technical/judicial matters

Signed:



 Chief
Timekeeper

Round 2, NI Karting Championships

Class: Iame/Honda Cadet

Location: Nutts Corner National Circuit 0.829 miles

Pre-final

Date/Time: 09/04/2022 14:10

Race (10:00 and 1 Laps) started at 14:24:28

Lap	Lap Tm	Diff	Time of Day
(60) Joel MURPHY			
1	1:08.972	+1.690	14:25:37.515
2	1:07.671	+0.389	14:26:45.186
3	1:07.588	+0.306	14:27:52.774
4	1:07.451	+0.169	14:29:00.225
5	1:07.680	+0.398	14:30:07.905
6	1:07.282		14:31:15.187
7	1:07.542	+0.260	14:32:22.729
8	1:07.909	+0.627	14:33:30.638
9	1:08.123	+0.841	14:34:38.761
10	1:07.826	+0.544	14:35:46.587

Lap	Lap Tm	Diff	Time of Day
(17) Charlie CONDY			
1	1:09.404	+2.367	14:25:38.080
2	1:07.814	+0.777	14:26:45.894
3	1:07.412	+0.375	14:27:53.306
4	1:07.037		14:29:00.343
5	1:07.355	+0.318	14:30:07.698
6	1:07.346	+0.309	14:31:15.044
7	1:07.741	+0.704	14:32:22.785
8	1:07.891	+0.854	14:33:30.676
9	1:08.116	+1.079	14:34:38.792
10	1:07.897	+0.860	14:35:46.689

Lap	Lap Tm	Diff	Time of Day
(19) Conan WARNOCK			
1	1:09.974	+2.157	14:25:38.733
2	1:07.817		14:26:46.550
3	1:08.398	+0.581	14:27:54.948
4	1:07.948	+0.131	14:29:02.896
5	1:08.187	+0.370	14:30:11.083
6	1:08.834	+1.017	14:31:19.917
7	1:07.847	+0.030	14:32:27.764
8	1:09.621	+1.804	14:33:37.385
9	1:08.045	+0.228	14:34:45.430
10	1:08.199	+0.382	14:35:53.629

Lap	Lap Tm	Diff	Time of Day
(18) Archie CONDY			
1	1:09.704	+1.923	14:25:38.314
2	1:07.781		14:26:46.095
3	1:09.186	+1.405	14:27:55.281
4	1:08.026	+0.245	14:29:03.307
5	1:08.120	+0.339	14:30:11.427
6	1:09.235	+1.454	14:31:20.662
7	1:08.048	+0.267	14:32:28.710
8	1:08.808	+1.027	14:33:37.518
9	1:07.979	+0.198	14:34:45.497
10	1:08.710	+0.929	14:35:54.207

Lap	Lap Tm	Diff	Time of Day
(32) Harry McDOWELL			
1	1:09.788	+2.196	14:25:38.646
2	1:07.592		14:26:46.238
3	1:08.641	+1.049	14:27:54.879
4	1:08.194	+0.602	14:29:03.073
5	1:08.092	+0.500	14:30:11.165
6	1:08.956	+1.364	14:31:20.121
7	1:07.869	+0.277	14:32:27.990
8	1:09.146	+1.554	14:33:37.136
9	1:08.588	+0.996	14:34:45.724
10	1:08.751	+1.159	14:35:54.475

Lap	Lap Tm	Diff	Time of Day
(46) Evan PURCELL			
1	1:10.556	+2.821	14:25:39.534
2	1:08.210	+0.475	14:26:47.744
3	1:08.108	+0.373	14:27:55.852
4	1:08.230	+0.495	14:29:04.082

Lap	Lap Tm	Diff	Time of Day
5	1:07.735		14:30:11.817
6	1:08.719	+0.984	14:31:20.536
7	1:08.442	+0.707	14:32:28.978
8	1:08.841	+1.106	14:33:37.819
9	1:08.238	+0.503	14:34:46.057
10	1:08.889	+1.154	14:35:54.946

Lap	Lap Tm	Diff	Time of Day
(10) Charlie BLAIR			
1	1:11.016	+3.534	14:25:41.041
2	1:08.202	+0.720	14:26:49.243
3	1:08.592	+1.110	14:27:57.835
4	1:08.484	+1.002	14:29:06.319
5	1:08.319	+0.837	14:30:14.638
6	1:08.143	+0.661	14:31:22.781
7	1:07.847	+0.365	14:32:30.624
8	1:07.978	+0.496	14:33:38.606
9	1:07.482		14:34:46.088
10	1:09.055	+1.573	14:35:55.143

Lap	Lap Tm	Diff	Time of Day
(54) Max COLBERT			
1	1:11.519	+3.307	14:25:40.698
2	1:08.528	+0.316	14:26:49.226
3	1:09.110	+0.898	14:27:58.336
4	1:08.841	+0.629	14:29:07.177
5	1:08.212		14:30:15.389
6	1:08.568	+0.356	14:31:23.957
7	1:08.535	+0.323	14:32:32.492
8	1:08.519	+0.307	14:33:41.011
9	1:08.548	+0.336	14:34:49.559
10	1:08.354	+0.142	14:35:57.913

Lap	Lap Tm	Diff	Time of Day
(29) Noah McFARLANE			
1	1:09.224	+1.465	14:25:37.896
2	1:07.904	+0.145	14:26:45.800
3	1:09.624	+1.865	14:27:55.424
4	1:08.382	+0.623	14:29:03.806
5	1:07.759		14:30:11.565
6	1:08.793	+1.034	14:31:20.358
7	1:08.161	+0.402	14:32:28.519
8	1:08.697	+0.938	14:33:37.216
9	1:08.095	+0.336	14:34:45.311
10	1:08.646	+0.887	14:35:53.957

Lap	Lap Tm	Diff	Time of Day
(36) Declan NOBLE			
1	1:11.238	+3.361	14:25:40.466
2	1:08.652	+0.775	14:26:49.118
3	1:08.813	+0.936	14:27:57.931
4	1:08.764	+0.887	14:29:06.695
5	1:08.318	+0.441	14:30:15.013
6	1:08.166	+0.289	14:31:23.179
7	1:07.989	+0.112	14:32:31.168
8	1:07.998	+0.121	14:33:39.166
9	1:07.877		14:34:47.043
10	1:08.034	+0.157	14:35:55.077

Lap	Lap Tm	Diff	Time of Day
(193) Andie STEWART			
1	1:11.792	+3.805	14:25:42.243
2	1:09.620	+1.633	14:26:51.863
3	1:08.864	+0.877	14:28:00.727
4	1:08.845	+0.858	14:29:09.572
5	1:08.358	+0.371	14:30:17.930
6	1:09.026	+1.039	14:31:26.956
7	1:07.987		14:32:34.943
8	1:08.575	+0.588	14:33:43.518
9	1:08.317	+0.330	14:34:51.835
10	1:08.592	+0.605	14:36:00.427

Lap	Lap Tm	Diff	Time of Day
(25) Joshua WYLIE			
1	1:11.467	+2.600	14:25:40.993
2	1:08.867		14:26:49.860
3	1:09.077	+0.210	14:27:58.937
4	1:09.395	+0.528	14:29:08.332
5	1:09.572	+0.705	14:30:17.904
6	1:09.387	+0.520	14:31:27.291
7	1:09.320	+0.453	14:32:36.611
8	1:09.558	+0.691	14:33:46.169
9	1:10.158	+1.291	14:34:56.327
10	1:09.981	+1.114	14:36:06.308

Lap	Lap Tm	Diff	Time of Day
(35) Harry MONTGOMERY			
1	1:12.777	+4.013	14:25:42.152
2	1:09.536	+0.772	14:26:51.688
3	1:09.520	+0.756	14:28:01.208
4	1:09.232	+0.468	14:29:10.440
5	1:09.252	+0.488	14:30:19.692
6	1:09.224	+0.460	14:31:28.916
7	1:08.857	+0.093	14:32:37.773
8	1:08.764		14:33:46.537
9	1:09.875	+1.111	14:34:56.412
10	1:09.982	+1.218	14:36:06.394

Lap	Lap Tm	Diff	Time of Day
(93) Johnston STEWART			
1	1:13.032	+4.107	14:25:42.920
2	1:09.344	+0.419	14:26:52.264
3	1:09.257	+0.332	14:28:01.521
4	1:09.256	+0.331	14:29:10.777
5	1:09.226	+0.301	14:30:20.003
6	1:10.861	+1.936	14:31:30.864
7	1:09.424	+0.499	14:32:40.288
8	1:09.112	+0.187	14:33:49.400
9	1:09.201	+0.276	14:34:58.601
10	1:08.925		14:36:07.526


Clerk of the Course - Paul Fullerton

Orbits

Timekeepers - David Barr & Keith Mason

Results remain provisional until conclusion of technical/judicial matters

Signed:



(Chief Timekeeper)

Round 2, NI Karting Championships
Sorted on Laps

Junior/Mini Max

Nutts Corner National Circuit 0.829 miles

Pre-final

09/04/2022 14:25

Race (10:00 and 1 Laps) started at 14:39:39

Pos	No.	Name	Laps	Total Tm	Diff	Gap	Best Tm	In Lap	2nd Best	Avg Tm
Junior Max										
1	72	Gavin DEWART	12	11:34.520			57.115	9	57.227	57.855
2	46	Bobby Joe McFALL	12	11:34.915	0.395	0.395	57.150	7	57.237	57.909
3	36	Joe GARDINER	12	11:35.110	0.590	0.195	57.338	12	57.378	57.918
4	34	Peter GILLILAND	12	11:35.974	1.454	0.864	57.450	7	57.467	57.966
5	15	James ROBINSON	12	11:36.307	1.787	0.333	57.301	11	57.381	57.997
6	14	Carter KELLY	12	11:37.007	2.487	0.700	57.555	3	57.578	58.074
7	37	Steve MONTGOMERY	12	11:52.406	17.886	15.399	58.693	11	58.783	59.319
8	19	Adam McGIVERN	12	11:57.816	23.296	5.410	58.855	10	58.870	59.748
Mini Max										
1	22	Cole McFADDEN BIGGERSTAFF	12	12:30.558			1:01.494	11	1:01.509	1:02.407
2	30	John O'NEILL	11	11:53.272	1 Lap	1 Lap	1:03.334	7	1:03.641	1:04.679
3	55	Dennis CHERRY	11	11:54.560	1 Lap	1.288	1:03.589	3	1:03.692	1:04.826
Not classified										
DNS	88	Lewis ARTHUR			DNS			0		

Margin of Victory	Avg. Speed	Best Lap Tm	Best Speed	Best Lap by
0.395	51.551	57.115	52.239	72 - Gavin DEWART


Clerk of the Course - Paul Fullerton

Orbits

Timekeepers - David Barr & Keith Mason

Results remain provisional until conclusion of technical/judicial matters

Signed:



 Chief
 Timekeeper

Round 2, NI Karting Championships

Junior/Mini Max

Nutts Corner National Circuit 0.829 miles

Pre-final

09/04/2022 14:25

Race (10:00 and 1 Laps) started at 14:39:39

Lap	Lap Tm	Diff	Time of Day
(72) Gavin DEWART			
1	1:00.015	+2.900	14:40:39.497
2	57.695	+0.580	14:41:37.192
3	57.227	+0.112	14:42:34.419
4	57.944	+0.829	14:43:32.363
5	58.064	+0.949	14:44:30.427
6	57.600	+0.485	14:45:28.027
7	57.235	+0.120	14:46:25.262
8	57.278	+0.163	14:47:22.540
9	57.115		14:48:19.655
10	58.927	+1.812	14:49:18.582
11	57.774	+0.659	14:50:16.356
12	57.387	+0.272	14:51:13.743

(46) Bobby Joe McFALL			
1	59.742	+2.592	14:40:38.965
2	57.755	+0.605	14:41:36.720
3	57.505	+0.355	14:42:34.225
4	58.058	+0.908	14:43:32.283
5	58.100	+0.950	14:44:30.383
6	57.252	+0.102	14:45:27.635
7	57.150		14:46:24.785
8	57.542	+0.392	14:47:22.327
9	57.237	+0.087	14:48:19.564
10	58.969	+1.819	14:49:18.533
11	58.285	+1.135	14:50:16.818
12	57.320	+0.170	14:51:14.138

(36) Joe GARDINER			
1	59.875	+2.537	14:40:39.187
2	57.671	+0.333	14:41:36.858
3	57.461	+0.123	14:42:34.319
4	57.899	+0.561	14:43:32.218
5	57.558	+0.220	14:44:29.776
6	57.502	+0.164	14:45:27.278
7	57.378	+0.040	14:46:24.656
8	57.422	+0.084	14:47:22.078
9	57.407	+0.069	14:48:19.485
10	59.398	+2.060	14:49:18.883
11	58.112	+0.774	14:50:16.995
12	57.338		14:51:14.333

(34) Peter GILLILAND			
1	1:00.196	+2.746	14:40:39.792
2	57.976	+0.526	14:41:37.768
3	57.531	+0.081	14:42:35.299
4	57.467	+0.017	14:43:32.766
5	58.088	+0.638	14:44:30.854
6	58.106	+0.656	14:45:28.960
7	57.450		14:46:26.410
8	57.757	+0.307	14:47:24.167
9	57.657	+0.207	14:48:21.824
10	57.626	+0.176	14:49:19.450
11	57.900	+0.450	14:50:17.350
12	57.847	+0.397	14:51:15.197

(15) James ROBINSON			
1	1:00.936	+3.635	14:40:40.497
2	57.981	+0.680	14:41:38.478
3	57.855	+0.554	14:42:36.333
4	57.855	+0.554	14:43:34.188
5	57.381	+0.080	14:44:31.569
6	57.527	+0.226	14:45:29.096
7	57.433	+0.132	14:46:26.529
8	57.888	+0.587	14:47:24.417

9	58.059	+0.758	14:48:22.476
10	57.883	+0.582	14:49:20.359
11	57.301		14:50:17.660
12	57.870	+0.569	14:51:15.530

(14) Carter KELLY			
1	1:00.343	+2.788	14:40:39.684
2	57.755	+0.200	14:41:37.439
3	57.555		14:42:34.994
4	57.651	+0.096	14:43:32.645
5	58.056	+0.501	14:44:30.701
6	57.842	+0.287	14:45:28.543
7	57.690	+0.135	14:46:26.233
8	58.012	+0.457	14:47:24.245
9	57.949	+0.394	14:48:22.194
10	58.608	+1.053	14:49:20.802
11	57.578	+0.023	14:50:18.380
12	57.850	+0.295	14:51:16.230

(37) Steve MONTGOMERY			
1	1:02.302	+3.609	14:40:42.102
2	59.188	+0.495	14:41:41.290
3	58.904	+0.211	14:42:40.194
4	58.862	+0.169	14:43:39.056
5	58.965	+0.272	14:44:38.021
6	58.824	+0.131	14:45:36.845
7	58.972	+0.279	14:46:35.817
8	58.977	+0.284	14:47:34.794
9	58.906	+0.213	14:48:33.700
10	58.783	+0.090	14:49:32.483
11	58.693		14:50:31.176
12	1:00.453	+1.760	14:51:31.629

(19) Adam McGIVERN			
1	1:03.334	+4.479	14:40:43.397
2	1:00.741	+1.886	14:41:44.138
3	1:00.085	+1.230	14:42:44.223
4	59.492	+0.637	14:43:43.715
5	59.350	+0.495	14:44:43.065
6	59.476	+0.621	14:45:42.541
7	59.523	+0.668	14:46:42.064
8	58.870	+0.015	14:47:40.934
9	59.083	+0.228	14:48:40.017
10	58.855		14:49:38.872
11	58.965	+0.110	14:50:37.837
12	59.202	+0.347	14:51:37.039

(22) Cole McFADDEN BIGGERSTAFF			
1	1:06.930	+5.436	14:40:47.821
2	1:03.849	+2.355	14:41:51.670
3	1:02.836	+1.342	14:42:54.506
4	1:02.395	+0.901	14:43:56.901
5	1:01.681	+0.187	14:44:58.582
6	1:01.710	+0.216	14:46:00.292
7	1:01.525	+0.031	14:47:01.817
8	1:01.525	+0.031	14:48:03.342
9	1:01.512	+0.018	14:49:04.854
10	1:01.509	+0.015	14:50:06.363
11	1:01.494		14:51:07.857
12	1:01.924	+0.430	14:52:09.781

(30) John O'NEILL			
1	1:07.760	+4.426	14:40:48.784
2	1:04.200	+0.866	14:41:52.984
3	1:03.641	+0.307	14:42:56.625
4	1:03.754	+0.420	14:44:00.379


Clerk of the Course - Paul Fullerton

Orbits

Timekeepers - David Barr & Keith Mason

Results remain provisional until conclusion of technical/judicial matters

Signed:



(Chief Timekeeper)

Printed: 09/04/2022 15:01:18

Round 2, NI Karting Championships

Sorted on Laps

Bambino

Nutts Corner National Circuit 0.829 miles

Heat 2

09/04/2022 14:40

Race (5:00 and 1 Laps) started at 14:54:36

Pos	No.	Name	Laps	Total Tm	Diff	Gap	Best Tm	In Lap	2nd Best	Avg Tm
1	36	Ethan ROBINSON	5	6:54.650			1:21.310	2	1:21.689	1:22.572
2	75	Callum McVEIGH	5	7:03.746	9.096	9.096	1:22.840	4	1:23.397	1:24.413
3	66	Ryan ARMSTRONG	5	7:04.855	10.205	1.109	1:22.950	4	1:23.495	1:24.394
4	24	Jessica WYLIE	5	7:55.769	1:01.119	50.914	1:33.888	4	1:33.917	1:34.571

Margin of Victory	Avg. Speed	Best Lap Tm	Best Speed	Best Lap by
9.096	35.977	1:21.310	36.694	36 - Ethan ROBINSON


Clerk of the Course - Paul Fullerton

Orbits

Timekeepers - David Barr & Keith Mason

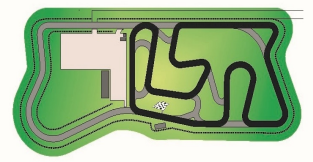
Results remain provisional until conclusion of technical/judicial matters

Signed:



Chief
Timekeeper





Round 2, NI Karting Championships

Bambino

Nutts Corner National Circuit 0.829 miles

Heat 2

09/04/2022 14:40

Race (5:00 and 1 Laps) started at 14:54:36

Lap	Lap Tm	Diff	Time of Day
(36) Ethan ROBINSON			
1	1:25.928	+4.618	14:56:04.110
2	1:21.310		14:57:25.420
3	1:21.689	+0.379	14:58:47.109
4	1:21.897	+0.587	15:00:09.006
5	1:22.039	+0.729	15:01:31.045
(75) Callum McVEIGH			
1	1:28.235	+5.395	14:56:06.311
2	1:23.968	+1.128	14:57:30.279
3	1:23.625	+0.785	14:58:53.904
4	1:22.840		15:00:16.744
5	1:23.397	+0.557	15:01:40.141
(66) Ryan ARMSTRONG			
1	1:27.285	+4.335	14:56:06.565
2	1:24.061	+1.111	14:57:30.626
3	1:23.495	+0.545	14:58:54.121
4	1:22.950		15:00:17.071
5	1:24.179	+1.229	15:01:41.250
(24) Jessica WYLIE			
1	1:36.946	+3.058	14:56:16.255
2	1:33.962	+0.074	14:57:50.217
3	1:33.917	+0.029	14:59:24.134
4	1:33.888		15:00:58.022
5	1:34.142	+0.254	15:02:32.164

Lap	Lap Tm	Diff	Time of Day
-----	--------	------	-------------

Lap	Lap Tm	Diff	Time of Day
-----	--------	------	-------------


Clerk of the Course - Paul Fullerton

Orbits

Timekeepers - David Barr & Keith Mason

Results remain provisional until conclusion of technical/judicial matters

Signed:



(Chief Timekeeper)

Printed: 09/04/2022 15:08:45



Round 2, NI Superkart C'ships

Sorted on Laps

125cc Superkarts

Nutts Corner (SK) 0.784 miles

Race 3

09/04/2022 14:45

Race (8:00 and 1 Laps) started at 15:07:47

Pos	No.	Name	Laps	Total Tm	Diff	Gap	Best Tm	In Lap	2nd Best	Avg Tm
1	19	Danny HYLAND	14	8:40.094			36.783	5	36.806	37.138
2	55	Ross WITHEROW	14	8:44.602	4.508	4.508	37.073	5	37.111	37.471
3	51	Geoffrey SIMMS	14	9:07.989	27.895	23.387	38.578	7	38.642	39.115
Not classified										
DNF	IGP	Ian WALSH		0.738	DNF			0		
DNS	53	Alan CROSSEN			DNS			0		
DNS	17	Scott GREENAWAY			DNS			0		

Margin of Victory	Avg. Speed	Best Lap Tm	Best Speed	Best Lap by
4.508	75.974	36.783	76.731	19 - Danny HYLAND


Clerk of the Course - Paul Fullerton

Orbits

Timekeepers - David Barr & Keith Mason

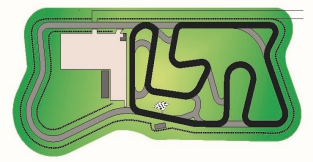
Results remain provisional until conclusion of technical/judicial matters

Signed:



Chief
Timekeeper

Printed: 09/04/2022 15:17:55



Round 2, NI Superkart C'ships

125cc Superkarts

Nutts Corner (SK) 0.784 miles

Race 3

09/04/2022 14:45

Race (8:00 and 1 Laps) started at 15:07:47

Lap	Lap Tm	Diff	Time of Day	Lap	Lap Tm	Diff	Time of Day	Lap	Lap Tm	Diff	Time of Day
(19) Danny HYLAND											
1	39.230	+2.447	15:08:26.878								
2	37.463	+0.680	15:09:04.341								
3	37.120	+0.337	15:09:41.461								
4	37.051	+0.268	15:10:18.512								
5	36.783		15:10:55.295								
6	36.876	+0.093	15:11:32.171								
7	36.970	+0.187	15:12:09.141								
8	36.806	+0.023	15:12:45.947								
9	36.837	+0.054	15:13:22.784								
10	37.033	+0.250	15:13:59.817								
11	36.963	+0.180	15:14:36.780								
12	36.823	+0.040	15:15:13.603								
13	36.990	+0.207	15:15:50.593								
14	36.987	+0.204	15:16:27.580								
(55) Ross WITHEROW											
1	39.487	+2.414	15:08:26.973								
2	37.706	+0.633	15:09:04.679								
3	37.306	+0.233	15:09:41.985								
4	37.155	+0.082	15:10:19.140								
5	37.073		15:10:56.213								
6	37.594	+0.521	15:11:33.807								
7	37.111	+0.038	15:12:10.918								
8	37.294	+0.221	15:12:48.212								
9	37.248	+0.175	15:13:25.460								
10	37.237	+0.164	15:14:02.697								
11	37.295	+0.222	15:14:39.992								
12	37.326	+0.253	15:15:17.318								
13	37.178	+0.105	15:15:54.496								
14	37.592	+0.519	15:16:32.088								
(51) Geoffrey SIMMS											
1	40.987	+2.409	15:08:28.849								
2	39.372	+0.794	15:09:08.221								
3	39.130	+0.552	15:09:47.351								
4	38.902	+0.324	15:10:26.253								
5	38.978	+0.400	15:11:05.231								
6	38.911	+0.333	15:11:44.142								
7	38.578		15:12:22.720								
8	38.642	+0.064	15:13:01.362								
9	38.743	+0.165	15:13:40.105								
10	38.885	+0.307	15:14:18.990								
11	39.026	+0.448	15:14:58.016								
12	39.092	+0.514	15:15:37.108								
13	39.197	+0.619	15:16:16.305								
14	39.170	+0.592	15:16:55.475								

Clerk of the Course - Paul Fullerton

Orbits

Timekeepers - David Barr & Keith Mason

Results remain provisional until conclusion of technical/judicial matters

Signed:  (Chief Timekeeper)

Printed: 09/04/2022 15:18:14



Round 2, NI Superkart C'ships

Sorted on Laps

250cc Superkarts

Nutts Corner (SK) 0.784 miles

Race 3

09/04/2022 15:00

Race (8:00 and 1 Laps) started at 15:19:21

Pos	No.	Name	Laps	Total Tm	Diff	Gap	Best Tm	In Lap	2nd Best	Avg Tm
1	40	Aaron NEWELL	15	8:41.408			34.409	12	34.471	34.760
2	27	Alan WITHEROW	15	8:44.909	3.501	3.501	34.364	11	34.520	34.990
3	3	Liam FOX	15	8:51.995	10.587	7.086	34.962	5	35.078	35.265
4	43	Brian JONES	15	9:16.681	35.273	24.686	33.966	5	34.435	37.096

Not classified

DNF	18	Warren DEERY	11	6:57.315	DNF		36.960	4	37.237	37.885
DNF	16	Peter DEERY	9	6:04.834	DNF		39.186	5	39.444	40.410
DNF	72	Richard DEWART	1	40.415	DNF		40.148	1		40.148
DNS	12	Eoin BUCKLEY			DNS			0		

Margin of Victory	Avg. Speed	Best Lap Tm	Best Speed	Best Lap by
3.501	81.196	33.966	83.095	43 - Brian JONES


Clerk of the Course - Paul Fullerton

Orbits

Timekeepers - David Barr & Keith Mason

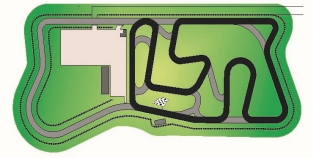
Results remain provisional until conclusion of technical/judicial matters

Signed:



Chief
Timekeeper





Round 2, NI Superkart C'ships

250cc Superkarts

Nutts Corner (SK) 0.784 miles

Race 3

09/04/2022 15:00

Race (8:00 and 1 Laps) started at 15:19:21

Lap	Lap Tm	Diff	Time of Day
(40) Aaron NEWELL			
1	36.177	+1.768	15:19:58.175
2	34.944	+0.535	15:20:33.119
3	35.224	+0.815	15:21:08.343
4	34.579	+0.170	15:21:42.922
5	34.499	+0.090	15:22:17.421
6	34.471	+0.062	15:22:51.892
7	34.891	+0.482	15:23:26.783
8	34.820	+0.411	15:24:01.603
9	34.671	+0.262	15:24:36.274
10	34.697	+0.288	15:25:10.971
11	34.508	+0.099	15:25:45.479
12	34.409		15:26:19.888
13	34.489	+0.080	15:26:54.377
14	34.556	+0.147	15:27:28.933
15	34.473	+0.064	15:28:03.406

Lap	Lap Tm	Diff	Time of Day
(27) Alan WITHEROW			
1	36.307	+1.943	15:19:58.351
2	34.879	+0.515	15:20:33.230
3	34.995	+0.631	15:21:08.225
4	35.190	+0.826	15:21:43.415
5	34.931	+0.567	15:22:18.346
6	34.816	+0.452	15:22:53.162
7	34.983	+0.619	15:23:28.145
8	35.402	+1.038	15:24:03.547
9	34.634	+0.270	15:24:38.181
10	34.520	+0.156	15:25:12.701
11	34.364		15:25:47.065
12	35.112	+0.748	15:26:22.177
13	34.988	+0.624	15:26:57.165
14	34.730	+0.366	15:27:31.895
15	35.012	+0.648	15:28:06.907

Lap	Lap Tm	Diff	Time of Day
(3) Liam FOX			
1	35.371	+0.409	15:20:35.652
2	35.194	+0.232	15:21:10.846
3	35.078	+0.116	15:21:45.924
4	35.139	+0.177	15:22:21.063
5	34.962		15:22:56.025
6	35.238	+0.276	15:23:31.263
7	35.201	+0.239	15:24:06.464
8	35.368	+0.406	15:24:41.832
9	35.213	+0.251	15:25:17.045
10	35.126	+0.164	15:25:52.171
11	35.598	+0.636	15:26:27.769
12	35.364	+0.402	15:27:03.133
13	35.386	+0.424	15:27:38.519
14	35.474	+0.512	15:28:13.993

Lap	Lap Tm	Diff	Time of Day
(43) Brian JONES			
1	36.984	+3.018	15:19:59.209
2	34.711	+0.745	15:20:33.920
3	34.667	+0.701	15:21:08.587
4	35.221	+1.255	15:21:43.808
5	33.966		15:22:17.774
6	34.435	+0.469	15:22:52.209
7	34.768	+0.802	15:23:26.977
8	36.619	+2.653	15:24:03.596
9	36.652	+2.686	15:24:40.248
10	38.148	+4.182	15:25:18.396
11	39.002	+5.036	15:25:57.398
12	39.674	+5.708	15:26:37.072
13	40.410	+6.444	15:27:17.482
14	40.616	+6.650	15:27:58.098

Lap	Lap Tm	Diff	Time of Day
15	40.581	+6.615	15:28:38.679
(18) Warren DEERY			
1	38.968	+2.008	15:20:01.539
2	37.594	+0.634	15:20:39.133
3	37.392	+0.432	15:21:16.525
4	36.960		15:21:53.485
5	37.237	+0.277	15:22:30.722
6	37.241	+0.281	15:23:07.963
7	37.263	+0.303	15:23:45.226
8	37.399	+0.439	15:24:22.625
9	37.533	+0.573	15:25:00.158
10	37.438	+0.478	15:25:37.596
11	41.717	+4.757	15:26:19.313

Lap	Lap Tm	Diff	Time of Day
(16) Peter DEERY			
1	41.063	+1.877	15:20:04.204
2	40.635	+1.449	15:20:44.839
3	40.317	+1.131	15:21:25.156
4	39.444	+0.258	15:22:04.600
5	39.186		15:22:43.786
6	39.915	+0.729	15:23:23.701
7	42.151	+2.965	15:24:05.852
8	40.966	+1.780	15:24:46.818
9	40.014	+0.828	15:25:26.832

Lap	Lap Tm	Diff	Time of Day
(72) Richard DEWART			
1	40.148		15:20:02.413

Lap	Lap Tm	Diff	Time of Day
-----	--------	------	-------------


Clerk of the Course - Paul Fullerton

Orbits

Timekeepers - David Barr & Keith Mason

Results remain provisional until conclusion of technical/judicial matters

Signed:



(Chief Timekeeper)

Printed: 09/04/2022 15:31:27



motor sport UK

Round 2, NI Karting Championships
Sorted on Laps

Senior Max

Nutts Corner National Circuit 0.829 miles

Final

09/04/2022 15:35

Race (10:00 and 1 Laps) started at 15:39:39

Pos	No.	Name	Laps	Total Tm	Diff	Gap	Best Tm	In Lap	2nd Best	Avg Tm
Senior Max										
1	1	Conor McPOLIN	12	11:11.216			55.437	4	55.455	55.934
2	43	Ben McFALL	12	11:17.669	6.453	6.453	56.126	4	56.152	56.461
3	26	Daniel CONLON	12	11:18.030	6.814	0.361	55.906	3	56.070	56.458
4	32	Gary BLAIR	12	11:20.282	9.066	2.252	56.300	3	56.339	56.661
5	33	Pearse MURTAGH	12	11:20.921	9.705	0.639	56.286	3	56.365	56.719
6	20	Zak LECKEY	12	11:22.081	10.865	1.160	56.284	3	56.570	56.784
7	36	Neville BELL	12	11:22.355	11.139	0.274	56.457	5	56.529	56.792
8	NW	Simon ALLEN	12	11:31.608	20.392	9.253	57.010	2	57.014	57.574
9	24	Jason HETHERINGTON	12	11:33.303	22.087	1.695	57.149	4	57.247	57.672
10	22	Paul PRENTICE	12	11:38.691	27.475	5.388	57.584	4	57.588	58.146
11	35	James GILLILAND	9	8:27.826	3 Laps	3 Laps	56.047	5	56.192	56.423
12	56	Connor SMITH	5	4:56.634	7 Laps	4 Laps	57.922	5	58.511	59.023

Senior Max 177

1	21	Jamie LECKEY	12	11:45.009			58.145	2	58.170	58.662
---	----	--------------	----	-----------	--	--	--------	---	--------	--------

Margin of Victory	Avg. Speed	Best Lap Tm	Best Speed	Best Lap by
6.453	53.341	55.437	53.820	1 - Conor McPOLIN


Clerk of the Course - Paul Fullerton

Orbits

Timekeepers - David Barr & Keith Mason

Results remain provisional until conclusion of technical/judicial matters

Signed:



 Chief
 Timekeeper

Round 2, NI Karting Championships

Senior Max

Nutts Corner National Circuit 0.829 miles

Final

09/04/2022 15:35

Race (10:00 and 1 Laps) started at 15:39:39

Lap	Lap Tm	Diff	Time of Day	Lap	Lap Tm	Diff	Time of Day	Lap	Lap Tm	Diff	Time of Day								
(1) Conor McPOLIN																			
1	56.568	+1.131	15:40:35.582	9	56.512	+0.226	15:48:09.611	5	58.130	+0.546	15:44:31.125								
2	55.523	+0.086	15:41:31.105	10	56.717	+0.431	15:49:06.328	6	57.588	+0.004	15:45:28.713								
3	55.455	+0.018	15:42:26.560	11	56.826	+0.540	15:50:03.154	7	57.862	+0.278	15:46:26.575								
4	55.437		15:43:21.997	12	56.781	+0.495	15:50:59.935	8	57.864	+0.280	15:47:24.439								
5	55.598	+0.161	15:44:17.595	(20) Zak LECKEY															
6	55.687	+0.250	15:45:13.282	1	58.397	+2.113	15:40:38.073	9	58.213	+0.629	15:49:20.742								
7	55.732	+0.295	15:46:09.014	2	56.684	+0.400	15:41:34.757	10	58.213	+0.629	15:49:20.742								
8	55.772	+0.335	15:47:04.786	3	56.284		15:42:31.041	11	58.393	+0.809	15:50:19.135								
9	55.878	+0.441	15:48:00.664	4	56.641	+0.357	15:43:27.682	12	58.570	+0.986	15:51:17.705								
10	55.939	+0.502	15:48:56.603	5	56.570	+0.286	15:44:24.252	(21) Jamie LECKEY											
11	57.544	+2.107	15:49:54.147	6	56.635	+0.351	15:45:20.887	1	1:00.415	+2.270	15:40:40.488								
12	56.083	+0.646	15:50:50.230	7	56.619	+0.335	15:46:17.506	2	58.145		15:41:38.633								
(43) Ben McFALL																			
1	57.555	+1.429	15:40:36.702	8	56.606	+0.322	15:47:14.112	3	58.376	+0.231	15:42:37.009								
2	56.372	+0.246	15:41:33.074	9	56.741	+0.457	15:48:10.853	4	58.413	+0.268	15:43:35.422								
3	56.389	+0.263	15:42:29.463	10	56.735	+0.451	15:49:07.588	5	58.170	+0.025	15:44:33.592								
4	56.126		15:43:25.589	11	56.793	+0.509	15:50:04.381	6	58.238	+0.093	15:45:31.830								
5	56.179	+0.053	15:44:21.768	12	56.714	+0.430	15:51:01.095	7	58.343	+0.198	15:46:30.173								
6	56.852	+0.726	15:45:18.620	(36) Neville BELL															
7	56.152	+0.026	15:46:14.772	1	58.538	+2.081	15:40:38.399	8	58.340	+0.195	15:47:28.513								
8	56.223	+0.097	15:47:10.995	2	56.529	+0.072	15:41:34.928	9	58.264	+0.119	15:48:26.777								
9	56.266	+0.140	15:48:07.261	3	56.660	+0.203	15:42:31.588	10	59.227	+1.082	15:49:26.004								
10	56.501	+0.375	15:49:03.762	4	56.532	+0.075	15:43:28.120	11	59.428	+1.283	15:50:25.432								
11	56.611	+0.485	15:50:00.373	5	56.457		15:44:24.577	12	58.591	+0.446	15:51:24.023								
12	56.310	+0.184	15:50:56.683	6	56.585	+0.128	15:45:21.162	(35) James GILLILAND											
(26) Daniel CONLON																			
1	57.988	+2.082	15:40:37.533	7	56.608	+0.151	15:46:17.770	1	57.889	+1.842	15:40:36.919								
2	56.587	+0.681	15:41:34.120	8	56.761	+0.304	15:47:14.531	2	56.426	+0.379	15:41:33.345								
3	55.906		15:42:30.026	9	56.684	+0.227	15:48:11.215	3	56.277	+0.230	15:42:29.622								
4	56.085	+0.179	15:43:26.111	10	56.743	+0.286	15:49:07.958	4	56.290	+0.243	15:43:25.912								
5	56.143	+0.237	15:44:22.254	11	56.836	+0.379	15:50:04.794	5	56.047		15:44:21.959								
6	56.070	+0.164	15:45:18.324	12	56.575	+0.118	15:51:01.369	6	56.192	+0.145	15:45:18.151								
7	56.224	+0.318	15:46:14.548	(NW) Simon ALLEN															
8	56.264	+0.358	15:47:10.812	1	59.644	+2.634	15:40:39.375	7	56.197	+0.150	15:46:14.348								
9	56.110	+0.204	15:48:06.922	2	57.010		15:41:36.385	8	56.245	+0.198	15:47:10.593								
10	57.235	+1.329	15:49:04.157	3	57.014	+0.004	15:42:33.399	9	56.247	+0.200	15:48:06.840								
11	56.626	+0.720	15:50:00.783	4	57.134	+0.124	15:43:30.533	(56) Connor SMITH											
12	56.261	+0.355	15:50:57.044	5	57.357	+0.347	15:44:27.890	1	1:01.195	+3.273	15:40:41.726								
(32) Gary BLAIR																			
1	57.961	+1.661	15:40:37.323	6	57.288	+0.278	15:45:25.178	2	58.788	+0.866	15:41:40.514								
2	56.339	+0.039	15:41:33.662	7	57.186	+0.176	15:46:22.364	3	58.701	+0.779	15:42:39.215								
3	56.300		15:42:29.962	8	57.669	+0.659	15:47:20.033	4	58.511	+0.589	15:43:37.726								
4	56.720	+0.420	15:43:26.682	9	57.682	+0.672	15:48:17.715	5	57.922		15:44:35.648								
5	56.339	+0.039	15:44:23.021	10	57.627	+0.617	15:49:15.342	(24) Jason HETHERINGTON											
6	56.392	+0.092	15:45:19.413	11	57.696	+0.686	15:50:13.038	1	1:00.447	+3.298	15:40:40.694								
7	56.398	+0.098	15:46:15.811	12	57.584	+0.574	15:51:10.622	2	58.006	+0.857	15:41:38.700								
8	56.451	+0.151	15:47:12.262	(22) Paul PRENTICE															
9	56.751	+0.451	15:48:09.013	1	59.798	+2.214	15:40:39.742	3	57.367	+0.218	15:42:36.067								
10	56.935	+0.635	15:49:05.948	2	58.072	+0.488	15:41:37.814	4	57.149		15:43:33.216								
11	56.947	+0.647	15:50:02.895	3	57.424	+0.275	15:44:30.640	5	57.424	+0.275	15:44:30.640								
12	56.401	+0.101	15:50:59.296	6	57.368	+0.219	15:45:28.008	6	57.368	+0.219	15:45:28.008								
(33) Pearse MURTAGH																			
1	57.848	+1.562	15:40:37.153	7	57.397	+0.248	15:46:25.405	7	57.397	+0.248	15:46:25.405								
2	57.300	+1.014	15:41:34.453	8	57.371	+0.222	15:47:22.776	8	57.371	+0.222	15:47:22.776								
3	56.286		15:42:30.739	9	57.414	+0.265	15:48:20.190	9	57.414	+0.265	15:48:20.190								
4	56.400	+0.114	15:43:27.139	10	57.247	+0.098	15:49:17.437	10	57.247	+0.098	15:49:17.437								
5	56.365	+0.079	15:44:23.504	11	57.396	+0.247	15:50:14.833	11	57.396	+0.247	15:50:14.833								
6	56.455	+0.169	15:45:19.959	12	57.484	+0.335	15:51:12.317	12	57.484	+0.335	15:51:12.317								
7	56.493	+0.207	15:46:16.452	(22) Paul PRENTICE															
8	56.647	+0.361	15:47:13.099	1	59.798	+2.214	15:40:39.742	2	58.072	+0.488	15:41:37.814								
(22) Paul PRENTICE																			
1	59.798	+2.214	15:40:39.742	3	57.597	+0.013	15:42:35.411	3	57.597	+0.013	15:42:35.411								
2	58.072	+0.488	15:41:37.814	4	57.584		15:43:32.995	4	57.584		15:43:32.995								


Clerk of the Course - Paul Fullerton

Orbits

Timekeepers - David Barr & Keith Mason

Results remain provisional until conclusion of technical/judicial matters

Signed:



(Chief Timekeeper)

Round 2, NI Karting Championships
Sorted on Laps

Iame/Honda Cadet

Nutts Corner National Circuit 0.829 miles

Final

09/04/2022 15:50

Race (10:00 and 1 Laps) started at 15:55:03

Pos	No.	Name	Laps	Total Tm	Diff	Gap	Best Tm	In Lap	2nd Best	Avg Tm
Honda Cadet										
1	17	Charlie CONDY	10	11:14.340			1:06.784	3	1:06.964	1:07.434
2	18	Archie CONDY	10	11:20.003	5.663	5.663	1:07.285	4	1:07.450	1:07.971
3	60	Joel MURPHY	10	11:20.168	5.828	0.165	1:07.005	7	1:07.105	1:07.509
4	32	Harry McDOWELL	10	11:21.059	6.719	0.891	1:07.330	5	1:07.332	1:08.056
5	19	Conan WARNOCK	10	11:21.315	6.975	0.256	1:07.193	8	1:07.423	1:08.097
6	46	Evan PURCELL	10	11:28.938	14.598	7.623	1:07.570	8	1:07.960	1:08.840
7	36	Declan NOBLE	10	11:29.521	15.181	0.583	1:08.027	10	1:08.170	1:08.862
8	35	Harry MONTGOMERY	10	11:36.055	21.715	6.534	1:08.644	4	1:08.982	1:09.483
9	25	Joshua WYLIE	10	11:56.629	42.289	20.574	1:09.685	7	1:09.769	1:11.567
10	54	Max COLBERT		0.617	10 Laps	10 Laps		0		
11	29	Noah McFARLANE		0.760	10 Laps	0.143		0		
Iame Cadet										
1	10	Charlie BLAIR	10	11:28.725	0.123	0.123	1:07.677	7	1:07.968	1:08.235
2	193	Andie STEWART	10	11:29.076	0.474	0.351	1:07.883	8	1:08.021	1:08.677
3	93	Johnston STEWART	10	11:32.201	3.599	3.125	1:08.125	3	1:08.225	1:08.949

Announcements

Driver No. 60 (IGP): 5-sec penalty C2.3.4 (incorrectly positioned front fairing)

Margin of Victory	Avg. Speed	Best Lap Tm	Best Speed	Best Lap by
5.663	44.245	1:06.784	44.675	17 - Charlie CONDY


Clerk of the Course - Paul Fullerton

Orbits

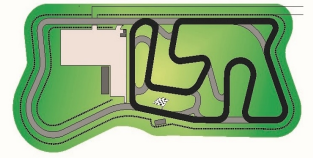
Timekeepers - David Barr & Keith Mason

Results remain provisional until conclusion of technical/judicial matters

Signed:



 Chief
 Timekeeper



Round 2, NI Karting Championships

Class: Iame/Honda Cadet

Track: Nutts Corner National Circuit 0.829 miles

Final

Date/Time: 09/04/2022 15:50

Race (10:00 and 1 Laps) started at 15:55:03

Lap	Lap Tm	Diff	Time of Day
(17) Charlie CONDY			
1	1:08.732	+1.948	15:56:11.952
2	1:07.353	+0.569	15:57:19.305
3	1:06.784		15:58:26.089
4	1:07.332	+0.548	15:59:33.421
5	1:07.601	+0.817	16:00:41.022
6	1:06.964	+0.180	16:01:47.986
7	1:07.076	+0.292	16:02:55.062
8	1:07.250	+0.466	16:04:02.312
9	1:07.139	+0.355	16:05:09.451
10	1:08.109	+1.325	16:06:17.560

Lap	Lap Tm	Diff	Time of Day
(18) Archie CONDY			
1	1:09.388	+2.103	15:56:12.898
2	1:08.274	+0.989	15:57:21.172
3	1:07.663	+0.378	15:58:28.835
4	1:07.285		15:59:36.120
5	1:07.450	+0.165	16:00:43.570
6	1:07.550	+0.265	16:01:51.120
7	1:08.469	+1.184	16:02:59.589
8	1:07.584	+0.299	16:04:07.173
9	1:08.195	+0.910	16:05:15.368
10	1:07.855	+0.570	16:06:23.223

Lap	Lap Tm	Diff	Time of Day
(60) Joel MURPHY			
1	1:08.319	+1.314	15:56:11.613
2	1:07.260	+0.255	15:57:18.873
3	1:07.105	+0.100	15:58:25.978
4	1:07.473	+0.468	15:59:33.451
5	1:07.249	+0.244	16:00:40.700
6	1:07.154	+0.149	16:01:47.854
7	1:07.005		16:02:54.859
8	1:07.142	+0.137	16:04:02.001
9	1:07.208	+0.203	16:05:09.209
10	1:09.179	+2.174	16:06:18.388

Lap	Lap Tm	Diff	Time of Day
(32) Harry McDOWELL			
1	1:09.410	+2.080	15:56:13.124
2	1:08.297	+0.967	15:57:21.421
3	1:07.890	+0.560	15:58:29.311
4	1:07.344	+0.014	15:59:36.655
5	1:07.330		16:00:43.985
6	1:07.332	+0.002	16:01:51.317
7	1:08.501	+1.171	16:02:59.818
8	1:07.658	+0.328	16:04:07.476
9	1:08.340	+1.010	16:05:15.816
10	1:08.463	+1.133	16:06:24.279

Lap	Lap Tm	Diff	Time of Day
(19) Conan WARNOCK			
1	1:09.447	+2.254	15:56:13.012
2	1:08.270	+1.077	15:57:21.282
3	1:07.934	+0.741	15:58:29.216
4	1:07.833	+0.640	15:59:37.049
5	1:07.423	+0.230	16:00:44.472
6	1:08.225	+1.032	16:01:52.697
7	1:07.749	+0.556	16:03:00.446
8	1:07.193		16:04:07.639
9	1:08.273	+1.080	16:05:15.912
10	1:08.623	+1.430	16:06:24.535

Lap	Lap Tm	Diff	Time of Day
(10) Charlie BLAIR			
1	1:08.339	+0.662	15:57:26.163
2	1:07.968	+0.291	15:58:34.131
3	1:08.622	+0.945	15:59:42.753
4	1:08.136	+0.459	16:00:50.889

Lap	Lap Tm	Diff	Time of Day
5	1:08.001	+0.324	16:01:58.890
6	1:08.528	+0.851	16:03:07.418
7	1:07.677		16:04:15.095
8	1:08.328	+0.651	16:05:23.423
9	1:08.522	+0.845	16:06:31.945

Lap	Lap Tm	Diff	Time of Day
(46) Evan PURCELL			
1	1:12.097	+4.527	15:56:15.849
2	1:09.112	+1.542	15:57:24.961
3	1:08.836	+1.266	15:58:33.797
4	1:08.519	+0.949	15:59:42.316
5	1:08.552	+0.982	16:00:50.868
6	1:07.960	+0.390	16:01:58.828
7	1:08.999	+1.429	16:03:07.827
8	1:07.570		16:04:15.397
9	1:08.224	+0.654	16:05:23.621
10	1:08.537	+0.967	16:06:32.158

Lap	Lap Tm	Diff	Time of Day
(193) Andie STEWART			
1	1:11.137	+3.254	15:56:16.654
2	1:08.266	+0.383	15:57:24.920
3	1:09.144	+1.261	15:58:34.064
4	1:08.227	+0.344	15:59:42.291
5	1:08.158	+0.275	16:00:50.449
6	1:08.154	+0.271	16:01:58.603
7	1:08.486	+0.603	16:03:07.089
8	1:07.883		16:04:14.972
9	1:08.021	+0.138	16:05:22.993
10	1:09.303	+1.420	16:06:32.296

Lap	Lap Tm	Diff	Time of Day
(36) Declan NOBLE			
1	1:11.667	+3.640	15:56:15.783
2	1:09.072	+1.045	15:57:24.855
3	1:09.095	+1.068	15:58:33.950
4	1:08.778	+0.751	15:59:42.728
5	1:08.867	+0.840	16:00:51.595
6	1:08.181	+0.154	16:01:59.776
7	1:08.463	+0.436	16:03:08.239
8	1:08.170	+0.143	16:04:16.409
9	1:08.305	+0.278	16:05:24.714
10	1:08.027		16:06:32.741

Lap	Lap Tm	Diff	Time of Day
(93) Johnston STEWART			
1	1:11.606	+3.481	15:56:17.530
2	1:10.032	+1.907	15:57:27.562
3	1:08.125		15:58:35.687
4	1:08.629	+0.504	15:59:44.316
5	1:09.225	+1.100	16:00:53.541
6	1:08.491	+0.366	16:02:02.032
7	1:08.225	+0.100	16:03:10.257
8	1:08.375	+0.250	16:04:18.632
9	1:08.321	+0.196	16:05:26.953
10	1:08.468	+0.343	16:06:35.421

Lap	Lap Tm	Diff	Time of Day
(35) Harry MONTGOMERY			
1	1:12.725	+4.081	15:56:17.162
2	1:09.016	+0.372	15:57:26.178
3	1:09.229	+0.585	15:58:35.407
4	1:08.644		15:59:44.051
5	1:09.208	+0.564	16:00:53.259
6	1:09.068	+0.424	16:02:02.327
7	1:08.982	+0.338	16:03:11.309
8	1:09.262	+0.618	16:04:20.571
9	1:09.265	+0.621	16:05:29.836
10	1:09.439	+0.795	16:06:39.275

Clerk of the Course - Paul Fullerton

Orbits

Timekeepers - David Barr & Keith Mason

Results remain provisional until conclusion of technical/judicial matters

Signed:  (Chief Timekeeper)

Round 2, NI Karting Championships

Sorted on Laps

Junior/Mini Max

Nutts Corner National Circuit 0.829 miles

Junior Max Final

09/04/2022 16:05

Race (10:00 and 1 Laps) started at 16:10:01

Pos	No.	Name	Laps	Total Tm	Diff	Gap	Best Tm	In Lap	2nd Best	Avg Tm
1	46	Bobby Joe McFALL	12	11:33.638			57.375	10	57.433	57.802
2	72	Gavin DEWART	12	11:34.809	1.171	1.171	57.361	10	57.389	57.900
3	36	Joe GARDINER	12	11:35.129	1.491	0.320	57.435	7	57.447	57.919
4	14	Carter KELLY	12	11:35.756	2.118	0.627	57.494	3	57.542	57.956
5	34	Peter GILLILAND	12	11:36.143	2.505	0.387	57.530	9	57.585	58.002
6	15	James ROBINSON	12	11:37.204	3.566	1.061	57.567	10	57.605	58.083
7	37	Steve MONTGOMERY	12	11:52.989	19.351	15.785	58.862	4	58.872	59.378
8	19	Adam McGIVERN	12	11:55.935	22.297	2.946	58.764	5	58.932	59.622

Margin of Victory	Avg. Speed	Best Lap Tm	Best Speed	Best Lap by
1.171	51.617	57.361	52.015	72 - Gavin DEWART


Clerk of the Course - Paul Fullerton

Orbits

Timekeepers - David Barr & Keith Mason

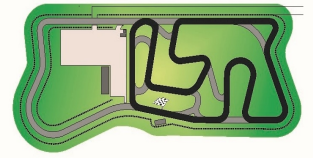
Results remain provisional until conclusion of technical/judicial matters

Signed:



Chief
Timekeeper




Round 2, NI Karting Championships

Junior/Mini Max

Nutts Corner National Circuit 0.829 miles

Junior Max Final

09/04/2022 16:05

Race (10:00 and 1 Laps) started at 16:10:01

Lap	Lap Tm	Diff	Time of Day	Lap	Lap Tm	Diff	Time of Day	Lap	Lap Tm	Diff	Time of Day
(46) Bobby Joe McFALL											
1	59.948	+2.573	16:11:01.840	9	57.530		16:18:44.227	10	58.156	+0.626	16:19:42.383
2	57.997	+0.622	16:11:59.837	11	57.725	+0.195	16:20:40.108	12	57.915	+0.385	16:21:38.023
3	57.827	+0.452	16:12:57.664	(15) James ROBINSON							
4	57.848	+0.473	16:13:55.512	1	1:01.728	+4.161	16:11:03.807	2	58.233	+0.666	16:12:02.040
5	57.592	+0.217	16:14:53.104	3	57.748	+0.181	16:12:59.788	4	57.628	+0.061	16:13:57.416
6	57.498	+0.123	16:15:50.602	5	57.820	+0.253	16:14:55.236	6	57.848	+0.281	16:15:53.084
7	57.479	+0.104	16:16:48.081	7	57.605	+0.038	16:16:50.689	8	57.651	+0.084	16:17:48.340
8	57.629	+0.254	16:17:45.710	9	57.615	+0.048	16:18:45.955	10	57.567		16:19:43.522
9	57.447	+0.072	16:18:43.157	11	57.733	+0.166	16:20:41.255	12	57.829	+0.262	16:21:39.084
10	57.375		16:19:40.532	(37) Steve MONTGOMERY							
11	57.433	+0.058	16:20:37.965	1	1:03.108	+4.246	16:11:05.441	2	59.297	+0.435	16:12:04.738
12	57.553	+0.178	16:21:35.518	3	59.238	+0.376	16:13:03.976	4	58.862		16:14:02.838
(72) Gavin DEWART											
1	59.753	+2.392	16:11:01.633	5	58.885	+0.023	16:15:01.723	6	58.872	+0.010	16:16:00.595
2	58.281	+0.920	16:11:59.914	7	58.967	+0.105	16:16:59.562	8	59.080	+0.218	16:17:58.642
3	57.777	+0.416	16:12:57.691	9	59.097	+0.235	16:18:57.739	10	59.076	+0.214	16:19:56.815
4	57.906	+0.545	16:13:55.597	11	59.066	+0.204	16:20:55.881	12	58.988	+0.126	16:21:54.869
5	57.616	+0.255	16:14:53.213	(19) Adam McGIVERN							
6	57.619	+0.258	16:15:50.832	1	1:02.981	+4.217	16:11:05.328	2	1:00.454	+1.690	16:12:05.782
7	57.389	+0.028	16:16:48.221	3	59.879	+1.115	16:13:05.661	4	59.331	+0.567	16:14:04.992
8	57.599	+0.238	16:17:45.820	5	58.764		16:15:03.756	6	59.370	+0.606	16:16:03.126
9	57.743	+0.382	16:18:43.563	7	59.140	+0.376	16:17:02.266	8	58.932	+0.168	16:18:01.198
10	57.361		16:19:40.924	9	59.196	+0.432	16:19:00.394	10	59.035	+0.271	16:19:59.429
11	57.927	+0.566	16:20:38.851	11	59.188	+0.424	16:20:58.617	12	59.198	+0.434	16:21:57.815
12	57.838	+0.477	16:21:36.689	(36) Joe GARDINER							
(14) Carter KELLY											
1	1:00.100	+2.665	16:11:02.074	1	1:01.101	+3.607	16:11:03.263	2	57.782	+0.288	16:12:01.045
2	58.009	+0.574	16:12:00.083	3	57.494		16:12:58.539	4	57.827	+0.333	16:13:56.366
3	57.844	+0.409	16:12:57.927	5	57.678	+0.184	16:14:54.044	6	57.542	+0.048	16:15:51.586
4	58.102	+0.667	16:13:56.029	7	57.645	+0.151	16:16:49.231	8	57.624	+0.130	16:17:46.855
5	57.447	+0.012	16:14:53.476	9	57.578	+0.084	16:18:44.433	10	57.641	+0.147	16:19:42.074
6	57.573	+0.138	16:15:51.049	11	57.667	+0.173	16:20:39.741	12	57.895	+0.401	16:21:37.636
7	57.435		16:16:48.484	(34) Peter GILLILAND							
8	57.667	+0.232	16:17:46.151	1	1:00.454	+2.924	16:11:02.446	2	57.765	+0.235	16:12:00.211
9	57.620	+0.185	16:18:43.771	3	57.971	+0.441	16:12:58.182	4	57.921	+0.391	16:13:56.103
10	57.469	+0.034	16:19:41.240	5	57.763	+0.233	16:14:53.866	6	57.585	+0.055	16:15:51.451
11	57.606	+0.171	16:20:38.846	7	57.622	+0.092	16:16:49.073	8	57.624	+0.094	16:17:46.697
12	58.163	+0.728	16:21:37.009								


Clerk of the Course - Paul Fullerton

Orbits

Timekeepers - David Barr & Keith Mason

Results remain provisional until conclusion of technical/judicial matters

Signed:



(Chief Timekeeper)



Round 2, NI Karting Championships

Sorted on Laps

Junior/Mini Max

Nutts Corner National Circuit 0.829 miles

Mini Max Final

09/04/2022 16:20

Race (10:00 and 1 Laps) started at 16:23:44

Pos	No.	Name	Laps	Total Tm	Diff	Gap	Best Tm	In Lap	2nd Best	Avg Tm
1	22	Cole McFADDEN BIGGERSTAFF	11	11:24.912			1:01.391	10	1:01.629	1:02.264
2	55	Dennis CHERRY	11	11:40.462	15.550	15.550	1:02.591	8	1:02.646	1:03.658
3	30	John O'NEILL	11	12:11.679	46.767	31.217	1:03.057	2	1:04.581	1:06.505

Not classified

DNS	88	Lewis ARTHUR			DNS			0		
-----	----	--------------	--	--	-----	--	--	---	--	--

Margin of Victory	Avg. Speed	Best Lap Tm	Best Speed	Best Lap by
15.550	47.918	1:01.391	48.600	22 - Cole McFADDEN BIGGERSTAFF


Clerk of the Course - Paul Fullerton

Orbits

Timekeepers - David Barr & Keith Mason

Results remain provisional until conclusion of technical/judicial matters

Signed:



Chief
Timekeeper



Round 2, NI Karting Championships

Junior/Mini Max

Nutts Corner National Circuit 0.829 miles

Mini Max Final

09/04/2022 16:20

Race (10:00 and 1 Laps) started at 16:23:44

Lap	Lap Tm	Diff	Time of Day	Lap	Lap Tm	Diff	Time of Day	Lap	Lap Tm	Diff	Time of Day
(22) Cole McFADDEN BIGGERSTAFF											
1	1:05.535	+4.144	16:24:49.783								
2	1:02.854	+1.463	16:25:52.637								
3	1:02.124	+0.733	16:26:54.761								
4	1:02.221	+0.830	16:27:56.982								
5	1:02.147	+0.756	16:28:59.129								
6	1:01.854	+0.463	16:30:00.983								
7	1:01.746	+0.355	16:31:02.729								
8	1:01.767	+0.376	16:32:04.496								
9	1:01.644	+0.253	16:33:06.140								
10	1:01.391		16:34:07.531								
11	1:01.629	+0.238	16:35:09.160								
(55) Dennis CHERRY											
1	1:06.967	+4.376	16:24:51.435								
2	1:04.122	+1.531	16:25:55.557								
3	1:03.713	+1.122	16:26:59.270								
4	1:03.424	+0.833	16:28:02.694								
5	1:03.460	+0.869	16:29:06.154								
6	1:03.142	+0.551	16:30:09.296								
7	1:03.184	+0.593	16:31:12.480								
8	1:02.591		16:32:15.071								
9	1:02.646	+0.055	16:33:17.717								
10	1:02.741	+0.150	16:34:20.458								
11	1:04.252	+1.661	16:35:24.710								
(30) John O'NEILL											
1	1:05.876	+2.819	16:24:50.242								
2	1:03.057		16:25:53.299								
3	1:11.377	+8.320	16:27:04.676								
4	1:05.422	+2.365	16:28:10.098								
5	1:04.581	+1.524	16:29:14.679								
6	1:05.884	+2.827	16:30:20.563								
7	1:07.455	+4.398	16:31:28.018								
8	1:05.471	+2.414	16:32:33.489								
9	1:06.756	+3.699	16:33:40.245								
10	1:05.514	+2.457	16:34:45.759								
11	1:10.168	+7.111	16:35:55.927								

Clerk of the Course - Paul Fullerton

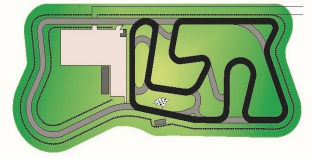
Orbits

Timekeepers - David Barr & Keith Mason

Results remain provisional until conclusion of technical/judicial matters

Signed:  (Chief Timekeeper)

Printed: 09/04/2022 16:37:15



Round 2, NI Karting Championships

Sorted on Laps

Bambino

Nutts Corner National Circuit 0.829 miles

Final

09/04/2022 16:35

Race (7:00 and 1 Laps) started at 16:38:09

Pos	No.	Name	Laps	Total Tm	Diff	Gap	Best Tm	In Lap	2nd Best	Avg Tm
1	36	Ethan ROBINSON	7	9:39.338			1:21.442	6	1:21.528	1:22.585
2	75	Callum McVEIGH	7	9:52.699	13.361	13.361	1:22.144	3	1:22.618	1:24.242
3	66	Ryan ARMSTRONG	7	9:55.380	16.042	2.681	1:22.654	3	1:22.976	1:24.681
4	24	Jessica WYLIE	7	10:50.311	1:10.973	54.931	1:31.478	6	1:31.619	1:32.605

Margin of Victory	Avg. Speed	Best Lap Tm	Best Speed	Best Lap by
13.361	36.050	1:21.442	36.635	36 - Ethan ROBINSON


Clerk of the Course - Paul Fullerton

Orbits

Timekeepers - David Barr & Keith Mason

Results remain provisional until conclusion of technical/judicial matters

Signed:



Chief
Timekeeper

Printed: 09/04/2022 16:49:58



Round 2, NI Karting Championships

Bambino

Nutts Corner National Circuit 0.829 miles

Final

09/04/2022 16:35

Race (7:00 and 1 Laps) started at 16:38:09

Lap	Lap Tm	Diff	Time of Day	Lap	Lap Tm	Diff	Time of Day	Lap	Lap Tm	Diff	Time of Day
(36) Ethan ROBINSON											
1	1:27.382	+5.940	16:39:37.836								
2	1:21.953	+0.511	16:40:59.789								
3	1:21.942	+0.500	16:42:21.731								
4	1:21.528	+0.086	16:43:43.259								
5	1:22.095	+0.653	16:45:05.354								
6	1:21.442		16:46:26.796								
7	1:21.753	+0.311	16:47:48.549								
(75) Callum McVEIGH											
1	1:29.975	+7.831	16:39:42.188								
2	1:25.431	+3.287	16:41:07.619								
3	1:22.144		16:42:29.763								
4	1:22.618	+0.474	16:43:52.381								
5	1:23.221	+1.077	16:45:15.602								
6	1:23.258	+1.114	16:46:38.860								
7	1:23.050	+0.906	16:48:01.910								
(66) Ryan ARMSTRONG											
1	1:30.519	+7.865	16:39:42.343								
2	1:25.355	+2.701	16:41:07.698								
3	1:22.654		16:42:30.352								
4	1:22.976	+0.322	16:43:53.328								
5	1:23.721	+1.067	16:45:17.049								
6	1:23.864	+1.210	16:46:40.913								
7	1:23.678	+1.024	16:48:04.591								
(24) Jessica WYLIE											
1	1:35.812	+4.334	16:39:47.098								
2	1:31.751	+0.273	16:41:18.849								
3	1:32.355	+0.877	16:42:51.204								
4	1:31.619	+0.141	16:44:22.823								
5	1:32.541	+1.063	16:45:55.364								
6	1:31.478		16:47:26.842								
7	1:32.680	+1.202	16:48:59.522								


Clerk of the Course - Paul Fullerton

Orbits

Timekeepers - David Barr & Keith Mason

Results remain provisional until conclusion of technical/judicial matters

Signed:



(Chief Timekeeper)

Printed: 09/04/2022 16:50:19

Round 2, NI Superkart C'ships

Sorted on Laps

125cc Superkarts

Nutts Corner (SK) 0.784 miles

Race 4

09/04/2022 15:20

Race (8:00 and 1 Laps) started at 16:54:04

Pos	No.	Name	Laps	Total Tm	Diff	Gap	Best Tm	In Lap	2nd Best	Avg Tm
1	IGP	Ian WALSH	14	8:39.203			36.739	10	36.741	37.044
2	19	Danny HYLAND	14	8:41.019	1.816	1.816	36.784	8	36.854	37.215
3	51	Geoffrey SIMMS	14	9:11.645	32.442	30.626	38.605	13	38.732	39.346
Not classified										
DNF	55	Ross WITHEROW	2	1:16.988	DNF		37.182	2	39.187	38.184
DNS	53	Alan CROSSEN			DNS			0		
DNS	17	Scott GREENAWAY			DNS			0		

Margin of Victory	Avg. Speed	Best Lap Tm	Best Speed	Best Lap by
1.816	76.104	36.739	76.823	IGP - Ian WALSH


Clerk of the Course - Paul Fullerton

Orbits

Timekeepers - David Barr & Keith Mason

Results remain provisional until conclusion of technical/judicial matters

Signed:



Chief
Timekeeper



Round 2, NI Superkart C'ships

125cc Superkarts

Nutts Corner (SK) 0.784 miles

Race 4

09/04/2022 15:20

Race (8:00 and 1 Laps) started at 16:54:04

Lap	Lap Tm	Diff	Time of Day	Lap	Lap Tm	Diff	Time of Day	Lap	Lap Tm	Diff	Time of Day
(IGP) Ian WALSH											
1	38.844	+2.105	16:54:44.402								
2	37.200	+0.461	16:55:21.602								
3	36.811	+0.072	16:55:58.413								
4	37.474	+0.735	16:56:35.887								
5	37.062	+0.323	16:57:12.949								
6	36.929	+0.190	16:57:49.878								
7	36.777	+0.038	16:58:26.655								
8	36.777	+0.038	16:59:03.432								
9	36.775	+0.036	16:59:40.207								
10	36.739		17:00:16.946								
11	36.833	+0.094	17:00:53.779								
12	36.839	+0.100	17:01:30.618								
13	36.818	+0.079	17:02:07.436								
14	36.741	+0.002	17:02:44.177								
(19) Danny HYLAND											
1	38.943	+2.159	16:54:43.917								
2	37.329	+0.545	16:55:21.246								
3	37.099	+0.315	16:55:58.345								
4	37.545	+0.761	16:56:35.890								
5	37.958	+1.174	16:57:13.848								
6	36.980	+0.196	16:57:50.828								
7	36.854	+0.070	16:58:27.682								
8	36.784		16:59:04.466								
9	36.898	+0.114	16:59:41.364								
10	36.883	+0.099	17:00:18.247								
11	36.975	+0.191	17:00:55.222								
12	36.917	+0.133	17:01:32.139								
13	36.857	+0.073	17:02:08.996								
14	36.997	+0.213	17:02:45.993								
(51) Geoffrey SIMMS											
1	42.504	+3.899	16:54:48.273								
2	39.590	+0.985	16:55:27.863								
3	39.187	+0.582	16:56:07.050								
4	39.595	+0.990	16:56:46.645								
5	39.147	+0.542	16:57:25.792								
6	39.145	+0.540	16:58:04.937								
7	39.066	+0.461	16:58:44.003								
8	38.905	+0.300	16:59:22.908								
9	39.033	+0.428	17:00:01.941								
10	38.812	+0.207	17:00:40.753								
11	39.690	+1.085	17:01:20.443								
12	38.839	+0.234	17:01:59.282								
13	38.605		17:02:37.887								
14	38.732	+0.127	17:03:16.619								
(55) Ross WITHEROW											
1	39.187	+2.005	16:54:44.780								
2	37.182		16:55:21.962								

Clerk of the Course - Paul Fullerton

Orbits

Timekeepers - David Barr & Keith Mason

Results remain provisional until conclusion of technical/judicial matters

Signed:  (Chief Timekeeper)

Printed: 09/04/2022 17:05:00



Round 2, NI Superkart C'ships

Sorted on Laps

250cc Superkarts

Nutts Corner (SK) 0.784 miles

Race 4

09/04/2022 15:35

Race (8:00 and 1 Laps) started at 17:07:37

Pos	No.	Name	Laps	Total Tm	Diff	Gap	Best Tm	In Lap	2nd Best	Avg Tm
1	43	Brian JONES	15	8:45.348			34.309	4	34.341	35.023
2	72	Richard DEWART	15	9:03.207	17.859	17.859	35.186	4	35.232	36.130
3	27	Alan WITHEROW	15	9:03.389	18.041	0.182	34.894	8	35.033	36.224
Not classified										
DNF	18	Warren DEERY	12	7:44.455	DNF		37.029	4	37.239	38.658
DNF	3	Liam FOX	9	5:35.651	DNF		34.760	5	34.761	37.274
DNF	12	Eoin BUCKLEY	6	9:28.305	DNF		35.565	3	35.729	1:45.178
DNF	16	Peter DEERY	5	3:12.539	DNF		37.575	3	37.714	38.347
DNF	40	Aaron NEWELL	4	2:26.418	DNF		34.883	3	35.236	36.545

Margin of Victory	Avg. Speed	Best Lap Tm	Best Speed	Best Lap by
17.859	80.587	34.309	82.264	43 - Brian JONES

Clerk of the Course - Paul Fullerton

Orbits

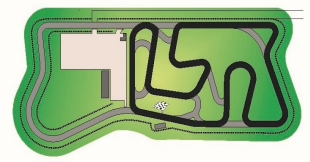
Timekeepers - David Barr & Keith Mason

Results remain provisional until conclusion of technical/judicial matters

Signed: 

Chief
Timekeeper





Round 2, NI Superkart C'ships

250cc Superkarts

Nutts Corner (SK) 0.784 miles

Race 4

09/04/2022 15:35

Race (8:00 and 1 Laps) started at 17:07:37

Lap	Lap Tm	Diff	Time of Day
(43) Brian JONES			
1	36.631	+2.322	17:08:14.262
2	34.543	+0.234	17:08:48.805
3	34.517	+0.208	17:09:23.322
4	34.309		17:09:57.631
5	34.613	+0.304	17:10:32.244
6	34.661	+0.352	17:11:06.905
7	34.403	+0.094	17:11:41.308
8	34.706	+0.397	17:12:16.014
9	34.532	+0.223	17:12:50.546
10	34.611	+0.302	17:13:25.157
11	34.341	+0.032	17:13:59.498
12	34.509	+0.200	17:14:34.007
13	35.290	+0.981	17:15:09.297
14	35.478	+1.169	17:15:44.775
15	38.204	+3.895	17:16:22.979

Lap	Lap Tm	Diff	Time of Day
(72) Richard DEWART			
1	39.524	+4.338	17:08:18.407
2	36.099	+0.913	17:08:54.506
3	35.327	+0.141	17:09:29.833
4	35.186		17:10:05.019
5	35.232	+0.046	17:10:40.251
6	36.963	+1.777	17:11:17.214
7	36.198	+1.012	17:11:53.412
8	35.890	+0.704	17:12:29.302
9	35.753	+0.567	17:13:05.055
10	35.545	+0.359	17:13:40.600
11	35.358	+0.172	17:14:15.958
12	35.422	+0.236	17:14:51.380
13	36.260	+1.074	17:15:27.640
14	37.173	+1.987	17:16:04.813
15	36.025	+0.839	17:16:40.838

Lap	Lap Tm	Diff	Time of Day
(27) Alan WITHEROW			
1	37.083	+2.189	17:08:14.732
2	42.963	+8.069	17:08:57.695
3	35.687	+0.793	17:09:33.382
4	35.672	+0.778	17:10:09.054
5	35.468	+0.574	17:10:44.522
6	35.038	+0.144	17:11:19.560
7	35.033	+0.139	17:11:54.593
8	34.894		17:12:29.487
9	35.141	+0.247	17:13:04.628
10	35.631	+0.737	17:13:40.259
11	35.302	+0.408	17:14:15.561
12	35.426	+0.532	17:14:50.987
13	36.541	+1.647	17:15:27.528
14	36.733	+1.839	17:16:04.261
15	36.759	+1.865	17:16:41.020

Lap	Lap Tm	Diff	Time of Day
(18) Warren DEERY			
1	39.249	+2.220	17:08:17.433
2	37.311	+0.282	17:08:54.744
3	37.239	+0.210	17:09:31.983
4	37.029		17:10:09.012
5	38.014	+0.985	17:10:47.026
6	37.440	+0.411	17:11:24.466
7	38.024	+0.995	17:12:02.490
8	37.725	+0.696	17:12:40.215
9	37.411	+0.382	17:13:17.626
10	38.568	+1.539	17:13:56.194
11	38.125	+1.096	17:14:34.319
12	47.767	+10.738	17:15:22.086

Lap	Lap Tm	Diff	Time of Day
(3) Liam FOX			
1	37.572	+2.812	17:08:15.384
2	35.246	+0.486	17:08:50.630
3	34.761	+0.001	17:09:25.391
4	34.895	+0.135	17:10:00.286
5	34.760		17:10:35.046
6	34.773	+0.013	17:11:09.819
7	34.888	+0.128	17:11:44.707
8	34.983	+0.223	17:12:19.690
9	53.592	+18.832	17:13:13.282

Lap	Lap Tm	Diff	Time of Day
(12) Eoin BUCKLEY			
1	37.677	+2.112	17:08:16.197
2	35.729	+0.164	17:08:51.926
3	35.565		17:09:27.491
4	35.956	+0.391	17:10:03.447
5	36.216	+0.651	17:10:39.663
6	7:29.930	+6:54.365	17:18:09.593

Lap	Lap Tm	Diff	Time of Day
(16) Peter DEERY			
1	39.752	+2.177	17:08:18.183
2	38.194	+0.619	17:08:56.377
3	37.575		17:09:33.952
4	37.714	+0.139	17:10:11.666
5	38.504	+0.929	17:10:50.170

Lap	Lap Tm	Diff	Time of Day
(40) Aaron NEWELL			
1	37.691	+2.808	17:08:15.557
2	35.236	+0.353	17:08:50.793
3	34.883		17:09:25.676
4	38.373	+3.490	17:10:04.049


Clerk of the Course - Paul Fullerton

Orbits

Timekeepers - David Barr & Keith Mason

Results remain provisional until conclusion of technical/judicial matters

Signed:



(Chief Timekeeper)

Printed: 09/04/2022 17:32:42

