

Round 2, NI Karting Championships
Sorted on best lap time

Senior Max

Nutts Corner National Circuit 0.829 miles

Free Practice

09/04/2022 09:10

Practice started at 9:14:04

| Pos | No. | Name | Best Tm | Diff | Gap | In Lap | 2nd Best | Avg Tm | Laps led |
|------------|-----|--------------------|----------|--------|--------|--------|----------|----------|----------|
| Senior Max | | | | | | | | | |
| 1 | 26 | Daniel CONLON | 56.447 | | | 3 | 57.566 | 57.450 | 2 |
| 2 | NW | Simon ALLEN | 56.548 | 0.101 | 0.101 | 4 | 57.137 | 58.090 | 0 |
| 3 | 22 | Paul PRENTICE | 57.472 | 1.025 | 0.924 | 4 | 58.301 | 58.836 | 1 |
| 4 | 24 | Jason HETHERINGTON | 58.041 | 1.594 | 0.569 | 3 | 58.497 | 59.034 | 0 |
| 5 | 32 | Gary BLAIR | 58.347 | 1.900 | 0.306 | 1 | 1:07.841 | 1:08.105 | 1 |
| 6 | 56 | Connor SMITH | 59.439 | 2.992 | 1.092 | 2 | 1:05.334 | 1:05.103 | 0 |
| 7 | 1 | Conor McPOLIN | 1:03.037 | 6.590 | 3.598 | 2 | 1:07.311 | 1:05.174 | 0 |
| 8 | 35 | James GILLILAND | 1:03.481 | 7.034 | 0.444 | 2 | 1:12.334 | 1:09.833 | 0 |
| 9 | 20 | Zak LECKEY | 1:05.088 | 8.641 | 1.607 | 3 | 1:09.142 | 1:08.774 | 0 |
| 10 | 36 | Neville BELL | 1:08.975 | 12.528 | 3.887 | 3 | 1:10.075 | 1:11.288 | 0 |
| 11 | 33 | Pearse MURTAGH | 1:31.034 | 34.587 | 22.059 | 1 | 1:36.936 | 1:33.985 | 0 |
| 12 | 43 | Ben McFALL | 1:37.308 | 40.861 | 6.274 | 2 | 1:43.777 | 1:40.542 | 0 |

Senior Max 177

| | | | | | | | | | |
|---|----|--------------|--------|--|--|---|--------|--------|---|
| 1 | 21 | Jamie LECKEY | 57.842 | | | 3 | 57.854 | 58.653 | 0 |
|---|----|--------------|--------|--|--|---|--------|--------|---|


Clerk of the Course - Paul Fullerton

Orbits

Timekeepers - David Barr & Keith Mason

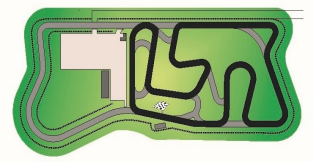
Results remain provisional until conclusion of technical/judicial matters

Signed:



(Chief Timekeeper)

Printed: 09/04/2022 09:28:07



Round 2, NI Karting Championships

Senior Max

Nutts Corner National Circuit 0.829 miles

Free Practice

09/04/2022 09:10

Practice started at 9:14:04

| Lap | Lap Tm | Diff | Time of Day |
|--------------------------------|-----------------|---------|-------------|
| (26) Daniel CONLON | | | |
| 1 | 58.338 | +1.891 | 9:15:03.381 |
| 2 | 57.566 | +1.119 | 9:16:00.947 |
| 3 | 56.447 | | 9:16:57.394 |
| (NW) Simon ALLEN | | | |
| 1 | 1:00.773 | +4.225 | 9:15:16.493 |
| 2 | 57.902 | +1.354 | 9:16:14.395 |
| 3 | 57.137 | +0.589 | 9:17:11.532 |
| 4 | 56.548 | | 9:18:08.080 |
| (22) Paul PRENTICE | | | |
| 1 | 1:00.197 | +2.725 | 9:15:07.139 |
| 2 | 59.374 | +1.902 | 9:16:06.513 |
| 3 | 58.301 | +0.829 | 9:17:04.814 |
| 4 | 57.472 | | 9:18:02.286 |
| (21) Jamie LECKEY | | | |
| 1 | 1:00.771 | +2.929 | 9:15:17.566 |
| 2 | 58.145 | +0.303 | 9:16:15.711 |
| 3 | 57.842 | | 9:17:13.553 |
| 4 | 57.854 | +0.012 | 9:18:11.407 |
| (24) Jason HETHERINGTON | | | |
| 1 | 1:00.636 | +2.595 | 9:15:11.910 |
| 2 | 58.963 | +0.922 | 9:16:10.873 |
| 3 | 58.041 | | 9:17:08.914 |
| 4 | 58.497 | +0.456 | 9:18:07.411 |
| (32) Gary BLAIR | | | |
| 1 | 58.347 | | 9:15:03.084 |
| 2 | 1:07.841 | +9.494 | 9:16:10.925 |
| 3 | 1:18.127 | +19.780 | 9:17:29.052 |
| (56) Connor SMITH | | | |
| 1 | 1:10.536 | +11.097 | 9:15:44.667 |
| 2 | 59.439 | | 9:16:44.106 |
| 3 | 1:05.334 | +5.895 | 9:17:49.440 |
| (1) Conor McPOLIN | | | |
| 1 | 1:07.311 | +4.274 | 9:15:40.278 |
| 2 | 1:03.037 | | 9:16:43.315 |
| (35) James GILLILAND | | | |
| 1 | 1:13.686 | +10.205 | 9:15:32.039 |
| 2 | 1:03.481 | | 9:16:35.520 |
| 3 | 1:12.334 | +8.853 | 9:17:47.854 |
| (20) Zak LECKEY | | | |
| 1 | 1:12.092 | +7.004 | 9:15:33.094 |
| 2 | 1:09.142 | +4.054 | 9:16:42.236 |
| 3 | 1:05.088 | | 9:17:47.324 |
| (36) Neville BELL | | | |
| 1 | 1:14.815 | +5.840 | 9:15:31.850 |
| 2 | 1:10.075 | +1.100 | 9:16:41.925 |
| 3 | 1:08.975 | | 9:17:50.900 |
| (33) Pearse MURTAGH | | | |
| 1 | 1:31.034 | | 9:16:09.209 |
| 2 | 1:36.936 | +5.902 | 9:17:46.145 |
| (43) Ben McFALL | | | |
| 1 | 1:43.777 | +6.469 | 9:16:21.584 |
| 2 | 1:37.308 | | 9:17:58.892 |

Lap Lap Tm Diff Time of Day

Lap Lap Tm Diff Time of Day


Clerk of the Course - Paul Fullerton

Orbits

Timekeepers - David Barr & Keith Mason

Results remain provisional until conclusion of technical/judicial matters

Signed:



(Chief Timekeeper)

Printed: 09/04/2022 09:19:37



Round 2, NI Karting Championships
Sorted on best lap time

Iame/Honda Cadet

Nutts Corner National Circuit 0.829 miles

Free Practice

09/04/2022 09:20

Practice started at 9:19:31

| Pos | No. | Name | Best Tm | Diff | Gap | In Lap | 2nd Best | Avg Tm | Laps led |
|-------------|-----|------------------|----------|-------|-------|--------|----------|----------|----------|
| Honda Cadet | | | | | | | | | |
| 1 | 60 | Joel MURPHY | 1:08.482 | | | 3 | 1:08.663 | 1:08.905 | 3 |
| 2 | 18 | Archie CONDY | 1:08.745 | 0.263 | 0.263 | 2 | 1:08.954 | 1:09.255 | 0 |
| 3 | 17 | Charlie CONDY | 1:08.768 | 0.286 | 0.023 | 3 | 1:09.377 | 1:09.591 | 0 |
| 4 | 19 | Conan WARNOCK | 1:09.529 | 1.047 | 0.761 | 2 | 1:10.223 | 1:10.209 | 0 |
| 5 | 46 | Evan PURCELL | 1:10.076 | 1.594 | 0.547 | 3 | 1:10.362 | 1:11.069 | 0 |
| 6 | 54 | Max COLBERT | 1:10.799 | 2.317 | 0.723 | 2 | 1:12.734 | 1:15.033 | 0 |
| 7 | 32 | Harry McDOWELL | 1:11.251 | 2.769 | 0.452 | 3 | 1:12.456 | 1:12.541 | 0 |
| 8 | 29 | Noah McFARLANE | 1:11.484 | 3.002 | 0.233 | 3 | 1:12.867 | 1:12.868 | 0 |
| 9 | 36 | Declan NOBLE | 1:12.206 | 3.724 | 0.722 | 1 | | 1:12.206 | 0 |
| 10 | 35 | Harry MONTGOMERY | 1:13.027 | 4.545 | 0.821 | 2 | 1:14.112 | 1:14.394 | 0 |
| 11 | 25 | Joshua WYLIE | 1:13.048 | 4.566 | 0.021 | 2 | 1:15.015 | 1:15.557 | 0 |
| Iame Cadet | | | | | | | | | |
| 1 | 10 | Charlie BLAIR | 1:09.602 | | | 3 | 1:10.356 | 1:10.862 | 0 |
| 2 | 93 | Johnston STEWART | 1:12.469 | 2.867 | 2.867 | 2 | 1:13.304 | 1:13.308 | 0 |
| 3 | 193 | Andie STEWART | 1:14.499 | 4.897 | 2.030 | 3 | 1:14.926 | 1:15.508 | 0 |


Clerk of the Course - Paul Fullerton

Orbits

Timekeepers - David Barr & Keith Mason

Results remain provisional until conclusion of technical/judicial matters

Signed:



(Chief Timekeeper)

Printed: 09/04/2022 09:42:17

Round 2, NI Karting Championships

Iame/Honda Cadet

Nutts Corner National Circuit 0.829 miles

Free Practice

09/04/2022 09:20

Practice started at 9:19:31

| Lap | Lap Tm | Diff | Time of Day |
|------------------------------|-----------------|---------|-------------|
| (60) Joel MURPHY | | | |
| 1 | 1:09.571 | +1.089 | 9:20:41.260 |
| 2 | 1:08.663 | +0.181 | 9:21:49.923 |
| 3 | 1:08.482 | | 9:22:58.405 |
| (18) Archie CONDY | | | |
| 1 | 1:10.068 | +1.323 | 9:20:42.351 |
| 2 | 1:08.745 | | 9:21:51.096 |
| 3 | 1:08.954 | +0.209 | 9:23:00.050 |
| (17) Charlie CONDY | | | |
| 1 | 1:10.630 | +1.862 | 9:20:44.784 |
| 2 | 1:09.377 | +0.609 | 9:21:54.161 |
| 3 | 1:08.768 | | 9:23:02.929 |
| (19) Conan WARNOCK | | | |
| 1 | 1:10.875 | +1.346 | 9:20:47.106 |
| 2 | 1:09.529 | | 9:21:56.635 |
| 3 | 1:10.223 | +0.694 | 9:23:06.858 |
| (10) Charlie BLAIR | | | |
| 1 | 1:12.630 | +3.028 | 9:20:53.538 |
| 2 | 1:10.356 | +0.754 | 9:22:03.894 |
| 3 | 1:09.602 | | 9:23:13.496 |
| (46) Evan PURCELL | | | |
| 1 | 1:12.770 | +2.694 | 9:20:48.834 |
| 2 | 1:10.362 | +0.286 | 9:21:59.196 |
| 3 | 1:10.076 | | 9:23:09.272 |
| (54) Max COLBERT | | | |
| 1 | 1:21.568 | +10.769 | 9:20:58.539 |
| 2 | 1:10.799 | | 9:22:09.338 |
| 3 | 1:12.734 | +1.935 | 9:23:22.072 |
| (32) Harry McDOWELL | | | |
| 1 | 1:13.918 | +2.667 | 9:20:53.909 |
| 2 | 1:12.456 | +1.205 | 9:22:06.365 |
| 3 | 1:11.251 | | 9:23:17.616 |
| (29) Noah McFARLANE | | | |
| 1 | 1:14.255 | +2.771 | 9:21:00.960 |
| 2 | 1:12.867 | +1.383 | 9:22:13.827 |
| 3 | 1:11.484 | | 9:23:25.311 |
| (36) Declan NOBLE | | | |
| 1 | 1:12.206 | | 9:41:48.660 |
| (93) Johnston STEWART | | | |
| 1 | 1:13.304 | +0.835 | 9:20:55.219 |
| 2 | 1:12.469 | | 9:22:07.688 |
| 3 | 1:14.153 | +1.684 | 9:23:21.841 |
| (35) Harry MONTGOMERY | | | |
| 1 | 1:14.112 | +1.085 | 9:20:53.711 |
| 2 | 1:13.027 | | 9:22:06.738 |
| 3 | 1:16.044 | +3.017 | 9:23:22.782 |
| (25) Joshua WYLIE | | | |
| 1 | 1:15.015 | +1.967 | 9:20:53.325 |
| 2 | 1:13.048 | | 9:22:06.373 |
| 3 | 1:18.608 | +5.560 | 9:23:24.981 |
| (193) Andie STEWART | | | |
| 1 | 1:17.099 | +2.600 | 9:21:05.009 |

| Lap | Lap Tm | Diff | Time of Day |
|-----|-----------------|--------|-------------|
| 2 | 1:14.926 | +0.427 | 9:22:19.935 |
| 3 | 1:14.499 | | 9:23:34.434 |

| Lap | Lap Tm | Diff | Time of Day |
|-----|--------|------|-------------|
|-----|--------|------|-------------|

Clerk of the Course - Paul Fullerton

Orbits

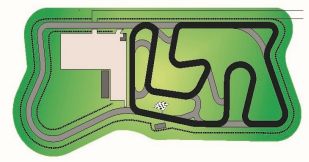
Timekeepers - David Barr & Keith Mason

Results remain provisional until conclusion of technical/judicial matters

Signed:  (Chief Timekeeper)

Printed: 09/04/2022 09:42:32





Round 2, NI Karting Championships

Sorted on best lap time

Junior/Mini Max

Nutts Corner National Circuit 0.829 miles

Free Practice

09/04/2022 09:30

Practice started at 9:25:53

| Pos | No. | Name | Best Tm | Diff | Gap | In Lap | 2nd Best | Avg Tm | Laps led |
|------------|-----|---------------------------|----------|--------|-------|--------|----------|----------|----------|
| Junior Max | | | | | | | | | |
| 1 | 72 | Gavin DEWART | 1:01.353 | | | 2 | 1:05.839 | 1:03.596 | 0 |
| 2 | 34 | Peter GILLILAND | 1:02.173 | 0.820 | 0.820 | 2 | 1:06.073 | 1:04.123 | 1 |
| 3 | 37 | Steve MONTGOMERY | 1:02.570 | 1.217 | 0.397 | 4 | 1:02.586 | 1:05.966 | 2 |
| 4 | 14 | Carter KELLY | 1:02.665 | 1.312 | 0.095 | 2 | 1:06.901 | 1:04.783 | 0 |
| 5 | 15 | James ROBINSON | 1:03.575 | 2.222 | 0.910 | 3 | 1:05.678 | 1:06.939 | 0 |
| 6 | 19 | Adam McGIVERN | 1:04.268 | 2.915 | 0.693 | 3 | 1:06.007 | 1:09.419 | 0 |
| 7 | 46 | Bobby Joe McFALL | 1:06.145 | 4.792 | 1.877 | 1 | | 1:06.145 | 1 |
| 8 | 36 | Joe GARDINER | 1:07.156 | 5.803 | 1.011 | 2 | 1:07.599 | 1:09.015 | 0 |
| Mini Max | | | | | | | | | |
| 1 | 22 | Cole McFADDEN BIGGERSTAFF | 1:06.216 | | | 4 | 1:06.490 | 1:09.643 | 0 |
| 2 | 88 | Lewis ARTHUR | 1:11.633 | 5.417 | 5.417 | 2 | 1:17.913 | 1:34.160 | 0 |
| 3 | 55 | Dennis CHERRY | 1:11.638 | 5.422 | 0.005 | 2 | 1:17.944 | 1:14.791 | 0 |
| 4 | 30 | John O'NEILL | 1:16.735 | 10.519 | 5.097 | 2 | 1:19.526 | 1:18.642 | 0 |

Announcements

Driver No. 19 - no transponder detected

Clerk of the Course - Paul Fullerton

Orbits

Timekeepers - David Barr & Keith Mason

Results remain provisional until conclusion of technical/judicial matters

Signed:  (Chief Timekeeper)

Printed: 09/04/2022 09:32:54



Round 2, NI Karting Championships

Junior/Mini Max

Nutts Corner National Circuit 0.829 miles

Free Practice

09/04/2022 09:30

Practice started at 9:25:53

| Lap | Lap Tm | Diff | Time of Day | Lap | Lap Tm | Diff | Time of Day | Lap | Lap Tm | Diff | Time of Day |
|---------------------------------------|-----------------|-----------|-------------|-----|--------|------|-------------|-----|--------|------|-------------|
| (72) Gavin DEWART | | | | | | | | | | | |
| 1 | 1:05.839 | +4.486 | 9:27:06.179 | | | | | | | | |
| 2 | 1:01.353 | | 9:28:07.532 | | | | | | | | |
| (34) Peter GILLILAND | | | | | | | | | | | |
| 1 | 1:06.073 | +3.900 | 9:27:00.463 | | | | | | | | |
| 2 | 1:02.173 | | 9:28:02.636 | | | | | | | | |
| (37) Steve MONTGOMERY | | | | | | | | | | | |
| 1 | 1:11.028 | +8.458 | 9:27:13.308 | | | | | | | | |
| 2 | 1:07.681 | +5.111 | 9:28:20.989 | | | | | | | | |
| 3 | 1:02.586 | +0.016 | 9:29:23.575 | | | | | | | | |
| 4 | 1:02.570 | | 9:30:26.145 | | | | | | | | |
| (14) Carter KELLY | | | | | | | | | | | |
| 1 | 1:06.901 | +4.236 | 9:27:02.876 | | | | | | | | |
| 2 | 1:02.665 | | 9:28:05.541 | | | | | | | | |
| (15) James ROBINSON | | | | | | | | | | | |
| 1 | 1:12.022 | +8.447 | 9:27:20.482 | | | | | | | | |
| 2 | 1:06.481 | +2.906 | 9:28:26.963 | | | | | | | | |
| 3 | 1:03.575 | | 9:29:30.538 | | | | | | | | |
| 4 | 1:05.678 | +2.103 | 9:30:36.216 | | | | | | | | |
| (19) Adam McGIVERN | | | | | | | | | | | |
| 1 | 1:18.592 | +14.324 | 9:27:26.054 | | | | | | | | |
| 2 | 1:06.007 | +1.739 | 9:28:32.061 | | | | | | | | |
| 3 | 1:04.268 | | 9:29:36.329 | | | | | | | | |
| 4 | 1:08.811 | +4.543 | 9:30:45.140 | | | | | | | | |
| (46) Bobby Joe McFALL | | | | | | | | | | | |
| 1 | 1:06.145 | | 9:26:59.374 | | | | | | | | |
| (22) Cole McFADDEN BIGGERSTAFF | | | | | | | | | | | |
| 1 | 1:18.265 | +12.049 | 9:27:27.520 | | | | | | | | |
| 2 | 1:07.603 | +1.387 | 9:28:35.123 | | | | | | | | |
| 3 | 1:06.490 | +0.274 | 9:29:41.613 | | | | | | | | |
| 4 | 1:06.216 | | 9:30:47.829 | | | | | | | | |
| (36) Joe GARDINER | | | | | | | | | | | |
| 1 | 1:13.236 | +6.080 | 9:27:13.181 | | | | | | | | |
| 2 | 1:07.156 | | 9:28:20.337 | | | | | | | | |
| 3 | 1:08.071 | +0.915 | 9:29:28.408 | | | | | | | | |
| 4 | 1:07.599 | +0.443 | 9:30:36.007 | | | | | | | | |
| (88) Lewis ARTHUR | | | | | | | | | | | |
| 1 | 1:17.913 | +6.280 | 9:27:34.619 | | | | | | | | |
| 2 | 1:11.633 | | 9:28:46.252 | | | | | | | | |
| 3 | 2:12.934 | +1:01.301 | 9:30:59.186 | | | | | | | | |
| (55) Dennis CHERRY | | | | | | | | | | | |
| 1 | 1:17.944 | +6.306 | 9:27:34.898 | | | | | | | | |
| 2 | 1:11.638 | | 9:28:46.536 | | | | | | | | |
| (30) John O'NEILL | | | | | | | | | | | |
| 1 | 1:19.526 | +2.791 | 9:27:58.723 | | | | | | | | |
| 2 | 1:16.735 | | 9:29:15.458 | | | | | | | | |
| 3 | 1:19.666 | +2.931 | 9:30:35.124 | | | | | | | | |

Clerk of the Course - Paul Fullerton

Orbits

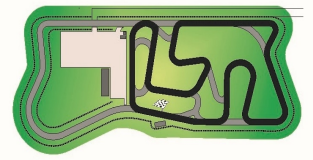
Timekeepers - David Barr & Keith Mason

Results remain provisional until conclusion of technical/judicial matters

Signed:  (Chief Timekeeper)

Printed: 09/04/2022 09:33:15





Round 2, NI Karting Championships

Sorted on best lap time

Bambino

Nutts Corner National Circuit 0.829 miles

Free Practice

09/04/2022 09:40

Practice started at 9:33:50

| Pos | No. | Name | Best Tm | Diff | Gap | In Lap | 2nd Best | Avg Tm | Laps led |
|-----|-----|----------------|----------|--------|--------|--------|----------|----------|----------|
| 1 | 36 | Ethan ROBINSON | 1:21.499 | | | 3 | 1:21.950 | 1:22.339 | 3 |
| 2 | 75 | Callum McVEIGH | 1:23.611 | 2.112 | 2.112 | 3 | 1:25.273 | 1:25.040 | 0 |
| 3 | 66 | Ryan ARMSTRONG | 1:24.086 | 2.587 | 0.475 | 3 | 1:25.424 | 1:25.583 | 0 |
| 4 | 24 | Jessica WYLIE | 1:39.077 | 17.578 | 14.991 | 1 | 1:39.228 | 1:39.186 | 0 |


Clerk of the Course - Paul Fullerton

Orbits

Timekeepers - David Barr & Keith Mason

Results remain provisional until conclusion of technical/judicial matters

Signed:



(Chief Timekeeper)

Printed: 09/04/2022 09:43:02



motor
sport
UK

Round 2, NI Karting Championships

Bambino

Nutts Corner National Circuit 0.829 miles

Free Practice

09/04/2022 09:40

Practice started at 9:33:50

| Lap | Lap Tm | Diff | Time of Day | Lap | Lap Tm | Diff | Time of Day | Lap | Lap Tm | Diff | Time of Day |
|----------------------------|-----------------|--------|-------------|-----|--------|------|-------------|-----|--------|------|-------------|
| (36) Ethan ROBINSON | | | | | | | | | | | |
| 1 | 1:23.570 | +2.071 | 9:35:13.979 | | | | | | | | |
| 2 | 1:21.950 | +0.451 | 9:36:35.929 | | | | | | | | |
| 3 | 1:21.499 | | 9:37:57.428 | | | | | | | | |
| (75) Callum McVEIGH | | | | | | | | | | | |
| 1 | 1:26.236 | +2.625 | 9:35:24.071 | | | | | | | | |
| 2 | 1:25.273 | +1.662 | 9:36:49.344 | | | | | | | | |
| 3 | 1:23.611 | | 9:38:12.955 | | | | | | | | |
| (66) Ryan ARMSTRONG | | | | | | | | | | | |
| 1 | 1:27.240 | +3.154 | 9:35:24.008 | | | | | | | | |
| 2 | 1:25.424 | +1.338 | 9:36:49.432 | | | | | | | | |
| 3 | 1:24.086 | | 9:38:13.518 | | | | | | | | |
| (24) Jessica WYLIE | | | | | | | | | | | |
| 1 | 1:39.077 | | 9:35:53.328 | | | | | | | | |
| 2 | 1:39.254 | +0.177 | 9:37:32.582 | | | | | | | | |
| 3 | 1:39.228 | +0.151 | 9:39:11.810 | | | | | | | | |

Clerk of the Course - Paul Fullerton

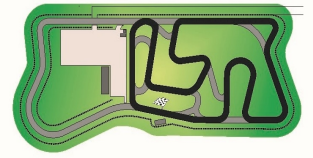
Orbits

Timekeepers - David Barr & Keith Mason

Results remain provisional until conclusion of technical/judicial matters

Signed:  (Chief Timekeeper)

Printed: 09/04/2022 09:43:15



Round 2, NI Superkart C'ships

Sorted on best lap time

125cc Superkarts

Nutts Corner (SK) 0.784 miles

Practice

09/04/2022 09:45

Qualifying (10:00 Time) started at 9:45:33

| Pos | No. | Name | Best Tm | Diff | Gap | In Lap | 2nd Best | Avg Tm | Laps led |
|-----|-----|-----------------|---------|-------|-------|--------|----------|--------|----------|
| 1 | IGP | Ian WALSH | 37.682 | | | 6 | 38.523 | 41.948 | 0 |
| 2 | 19 | Danny HYLAND | 37.824 | 0.142 | 0.142 | 6 | 38.369 | 41.479 | 0 |
| 3 | 55 | Ross WITHEROW | 38.612 | 0.930 | 0.788 | 10 | 38.827 | 47.770 | 3 |
| 4 | 51 | Geoffrey SIMMS | 38.839 | 1.157 | 0.227 | 8 | 39.126 | 41.705 | 6 |
| 5 | 53 | Alan CROSSEN | 39.114 | 1.432 | 0.275 | 3 | 41.666 | 43.465 | 2 |
| 6 | 17 | Scott GREENAWAY | 39.240 | 1.558 | 0.126 | 6 | 39.609 | 42.812 | 0 |


Clerk of the Course - Paul Fullerton

Orbits

Timekeepers - David Barr & Keith Mason

Results remain provisional until conclusion of technical/judicial matters

Signed:



(Chief Timekeeper)

Printed: 09/04/2022 10:01:04

Round 2, NI Superkart C'ships

125cc Superkarts

Nutts Corner (SK) 0.784 miles

Practice

09/04/2022 09:45

Qualifying (10:00 Time) started at 9:45:33

| Lap | Lap Tm | Diff | Time of Day | Lap | Lap Tm | Diff | Time of Day | Lap | Lap Tm | Diff | Time of Day |
|-----------------------------|---------------|---------|-------------|-----|--------|------|-------------|-----|--------|------|-------------|
| (IGP) Ian WALSH | | | | | | | | | | | |
| 1 | 46.490 | +8.808 | 9:46:30.600 | | | | | | | | |
| 2 | 44.116 | +6.434 | 9:47:14.716 | | | | | | | | |
| 3 | 42.507 | +4.825 | 9:47:57.223 | | | | | | | | |
| 4 | 44.156 | +6.474 | 9:48:41.379 | | | | | | | | |
| 5 | 40.162 | +2.480 | 9:49:21.541 | | | | | | | | |
| 6 | 37.682 | | 9:49:59.223 | | | | | | | | |
| 7 | 38.523 | +0.841 | 9:50:37.746 | | | | | | | | |
| (19) Danny HYLAND | | | | | | | | | | | |
| 1 | 46.505 | +8.681 | 9:46:34.046 | | | | | | | | |
| 2 | 43.876 | +6.052 | 9:47:17.922 | | | | | | | | |
| 3 | 41.314 | +3.490 | 9:47:59.236 | | | | | | | | |
| 4 | 42.372 | +4.548 | 9:48:41.608 | | | | | | | | |
| 5 | 40.093 | +2.269 | 9:49:21.701 | | | | | | | | |
| 6 | 37.824 | | 9:49:59.525 | | | | | | | | |
| 7 | 38.369 | +0.545 | 9:50:37.894 | | | | | | | | |
| (55) Ross WITHEROW | | | | | | | | | | | |
| 1 | 54.212 | +15.600 | 9:46:27.747 | | | | | | | | |
| 2 | 45.754 | +7.142 | 9:47:13.501 | | | | | | | | |
| 3 | 43.405 | +4.793 | 9:47:56.906 | | | | | | | | |
| 4 | 44.181 | +5.569 | 9:48:41.087 | | | | | | | | |
| 5 | 43.850 | +5.238 | 9:49:24.937 | | | | | | | | |
| 6 | 1:34.577 | +55.965 | 9:50:59.514 | | | | | | | | |
| 7 | 43.394 | +4.782 | 9:51:42.908 | | | | | | | | |
| 8 | 39.800 | +1.188 | 9:52:22.708 | | | | | | | | |
| 9 | 38.864 | +0.252 | 9:53:01.572 | | | | | | | | |
| 10 | 38.612 | | 9:53:40.184 | | | | | | | | |
| 11 | 38.827 | +0.215 | 9:54:19.011 | | | | | | | | |
| (51) Geoffrey SIMMS | | | | | | | | | | | |
| 1 | 48.139 | +9.300 | 9:46:29.126 | | | | | | | | |
| 2 | 44.812 | +5.973 | 9:47:13.938 | | | | | | | | |
| 3 | 43.182 | +4.343 | 9:47:57.120 | | | | | | | | |
| 4 | 41.866 | +3.027 | 9:48:38.986 | | | | | | | | |
| 5 | 40.098 | +1.259 | 9:49:19.084 | | | | | | | | |
| 6 | 39.372 | +0.533 | 9:49:58.456 | | | | | | | | |
| 7 | 39.126 | +0.287 | 9:50:37.582 | | | | | | | | |
| 8 | 38.839 | | 9:51:16.421 | | | | | | | | |
| 9 | 39.912 | +1.073 | 9:51:56.333 | | | | | | | | |
| (53) Alan CROSSEN | | | | | | | | | | | |
| 1 | 49.615 | +10.501 | 9:46:29.739 | | | | | | | | |
| 2 | 41.666 | +2.552 | 9:47:11.405 | | | | | | | | |
| 3 | 39.114 | | 9:47:50.519 | | | | | | | | |
| (17) Scott GREENAWAY | | | | | | | | | | | |
| 1 | 54.017 | +14.777 | 9:46:33.268 | | | | | | | | |
| 2 | 44.309 | +5.069 | 9:47:17.577 | | | | | | | | |
| 3 | 42.592 | +3.352 | 9:48:00.169 | | | | | | | | |
| 4 | 41.630 | +2.390 | 9:48:41.799 | | | | | | | | |
| 5 | 40.972 | +1.732 | 9:49:22.771 | | | | | | | | |
| 6 | 39.240 | | 9:50:02.011 | | | | | | | | |
| 7 | 39.609 | +0.369 | 9:50:41.620 | | | | | | | | |
| 8 | 40.131 | +0.891 | 9:51:21.751 | | | | | | | | |

Clerk of the Course - Paul Fullerton

Orbits

Timekeepers - David Barr & Keith Mason

Results remain provisional until conclusion of technical/judicial matters

Signed:  (Chief Timekeeper)

Printed: 09/04/2022 10:02:43

Round 2, NI Superkart C'ships

Sorted on best lap time

250cc Superkarts

Nutts Corner (SK) 0.784 miles

Practice

09/04/2022 10:00

Qualifying (10:00 Time) started at 9:56:08

| Pos | No. | Name | Best Tm | Diff | Gap | In Lap | 2nd Best | Avg Tm | Laps led |
|-----|-----|----------------|---------|-------|-------|--------|----------|--------|----------|
| 1 | 72 | Richard DEWART | 34.626 | | | 10 | 35.093 | 36.545 | 0 |
| 2 | 40 | Aaron NEWELL | 34.646 | 0.020 | 0.020 | 10 | 34.787 | 41.374 | 0 |
| 3 | 43 | Brian JONES | 34.955 | 0.329 | 0.309 | 8 | 35.066 | 36.206 | 12 |
| 4 | 3 | Liam FOX | 35.109 | 0.483 | 0.154 | 5 | 35.883 | 37.605 | 0 |
| 5 | 27 | Alan WITHEROW | 35.830 | 1.204 | 0.721 | 6 | 36.060 | 57.658 | 0 |
| 6 | 12 | Eoin BUCKLEY | 36.443 | 1.817 | 0.613 | 3 | 37.083 | 37.775 | 0 |
| 7 | 18 | Warren DEERY | 37.174 | 2.548 | 0.731 | 8 | 37.669 | 39.965 | 0 |
| 8 | 16 | Peter DEERY | 40.282 | 5.656 | 3.108 | 7 | 40.761 | 42.638 | 0 |


Clerk of the Course - Paul Fullerton

Orbits

Timekeepers - David Barr & Keith Mason

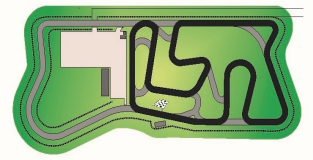
Results remain provisional until conclusion of technical/judicial matters

Signed:



(Chief Timekeeper)

Printed: 09/04/2022 10:08:12



Round 2, NI Superkart C'ships

250cc Superkarts

Nutts Corner (SK) 0.784 miles

Practice

09/04/2022 10:00

Qualifying (10:00 Time) started at 9:56:08

| Lap | Lap Tm | Diff | Time of Day |
|----------------------------|---------------|--------|--------------|
| (72) Richard DEWART | | | |
| 1 | | | 9:57:24.540 |
| 2 | 41.840 | +7.214 | 9:58:06.380 |
| 3 | 37.282 | +2.656 | 9:58:43.662 |
| 4 | 35.799 | +1.173 | 9:59:19.461 |
| 5 | 35.593 | +0.967 | 9:59:55.054 |
| 6 | 36.932 | +2.306 | 10:00:31.986 |
| 7 | 36.074 | +1.448 | 10:01:08.060 |
| 8 | 35.672 | +1.046 | 10:01:43.732 |
| 9 | 35.093 | +0.467 | 10:02:18.825 |
| 10 | 34.626 | | 10:02:53.451 |

| | | | |
|--------------------------|---------------|---------|--------------|
| (40) Aaron NEWELL | | | |
| 1 | | | 9:56:18.988 |
| 2 | 53.453 | +18.807 | 9:57:12.441 |
| 3 | 37.675 | +3.029 | 9:57:50.116 |
| 4 | 36.033 | +1.387 | 9:58:26.149 |
| 5 | 35.297 | +0.651 | 9:59:01.446 |
| 6 | 36.008 | +1.362 | 9:59:37.454 |
| 7 | 34.787 | +0.141 | 10:00:12.241 |
| 8 | 1:07.934 | +33.288 | 10:01:20.175 |
| 9 | 36.538 | +1.892 | 10:01:56.713 |
| 10 | 34.646 | | 10:02:31.359 |

| | | | |
|-------------------------|---------------|--------|--------------|
| (43) Brian JONES | | | |
| 1 | | | 9:56:08.682 |
| 2 | 39.656 | +4.701 | 9:56:48.338 |
| 3 | 36.731 | +1.776 | 9:57:25.069 |
| 4 | 37.462 | +2.507 | 9:58:02.531 |
| 5 | 35.932 | +0.977 | 9:58:38.463 |
| 6 | 35.952 | +0.997 | 9:59:14.415 |
| 7 | 35.736 | +0.781 | 9:59:50.151 |
| 8 | 34.955 | | 10:00:25.106 |
| 9 | 35.066 | +0.111 | 10:01:00.172 |
| 10 | 35.494 | +0.539 | 10:01:35.666 |
| 11 | 35.311 | +0.356 | 10:02:10.977 |
| 12 | 35.978 | +1.023 | 10:02:46.955 |

| | | | |
|---------------------|---------------|--------|--------------|
| (3) Liam FOX | | | |
| 1 | | | 9:57:22.996 |
| 2 | 42.123 | +7.014 | 9:58:05.119 |
| 3 | 38.178 | +3.069 | 9:58:43.297 |
| 4 | 35.883 | +0.774 | 9:59:19.180 |
| 5 | 35.109 | | 9:59:54.289 |
| 6 | 37.125 | +2.016 | 10:00:31.414 |
| 7 | 37.213 | +2.104 | 10:01:08.627 |

| | | | |
|---------------------------|---------------|-----------|--------------|
| (27) Alan WITHEROW | | | |
| 1 | | | 9:56:22.620 |
| 2 | 52.866 | +17.036 | 9:57:15.486 |
| 3 | 1:42.638 | +1:06.808 | 9:58:58.124 |
| 4 | 1:21.372 | +45.542 | 10:00:19.496 |
| 5 | 37.184 | +1.354 | 10:00:56.680 |
| 6 | 35.830 | | 10:01:32.510 |
| 7 | 36.060 | +0.230 | 10:02:08.570 |

| | | | |
|--------------------------|---------------|--------|-------------|
| (12) Eoin BUCKLEY | | | |
| 1 | | | 9:56:14.836 |
| 2 | 39.801 | +3.358 | 9:56:54.637 |
| 3 | 36.443 | | 9:57:31.080 |
| 4 | 37.083 | +0.640 | 9:58:08.163 |

| | | | |
|--------------------------|--------|---------|-------------|
| (18) Warren DEERY | | | |
| 1 | | | 9:56:19.536 |
| 2 | 47.620 | +10.446 | 9:57:07.156 |

| Lap | Lap Tm | Diff | Time of Day |
|-----|---------------|--------|--------------|
| 3 | 41.455 | +4.281 | 9:57:48.611 |
| 4 | 39.441 | +2.267 | 9:58:28.052 |
| 5 | 38.355 | +1.181 | 9:59:06.407 |
| 6 | 38.041 | +0.867 | 9:59:44.448 |
| 7 | 37.669 | +0.495 | 10:00:22.117 |
| 8 | 37.174 | | 10:00:59.291 |

| | | | |
|-------------------------|---------------|--------|--------------|
| (16) Peter DEERY | | | |
| 1 | | | 9:56:20.211 |
| 2 | 49.060 | +8.778 | 9:57:09.271 |
| 3 | 42.026 | +1.744 | 9:57:51.297 |
| 4 | 40.872 | +0.590 | 9:58:32.169 |
| 5 | 40.761 | +0.479 | 9:59:12.930 |
| 6 | 41.146 | +0.864 | 9:59:54.076 |
| 7 | 40.282 | | 10:00:34.358 |
| 8 | 44.806 | +4.524 | 10:01:19.164 |
| 9 | 42.155 | +1.873 | 10:02:01.319 |

| Lap | Lap Tm | Diff | Time of Day |
|-----|--------|------|-------------|
|-----|--------|------|-------------|


Clerk of the Course - Paul Fullerton

Orbits

Timekeepers - David Barr & Keith Mason

Results remain provisional until conclusion of technical/judicial matters

Signed:



(Chief Timekeeper)



Round 2, NI Karting Championships
Sorted on Laps

Senior Max

Nutts Corner National Circuit 0.829 miles

Heat 1

09/04/2022 09:50

Race (8:00 and 1 Laps) started at 10:10:26

| Pos | No. | Name | Laps | Total Tm | Diff | Gap | Best Tm | In Lap | 2nd Best | Avg Tm |
|------------|-----|--------------------|------|----------|--------|-------|---------|--------|----------|--------|
| Senior Max | | | | | | | | | | |
| 1 | 1 | Conor McPOLIN | 10 | 9:16.879 | | | 55.304 | 5 | 55.374 | 55.687 |
| 2 | 35 | James GILLILAND | 10 | 9:24.805 | 7.926 | 7.926 | 55.692 | 5 | 55.780 | 56.403 |
| 3 | 26 | Daniel CONLON | 10 | 9:25.940 | 9.061 | 1.135 | 56.072 | 5 | 56.154 | 56.560 |
| 4 | 33 | Pearse MURTAGH | 10 | 9:26.130 | 9.251 | 0.190 | 55.860 | 7 | 56.059 | 56.559 |
| 5 | 20 | Zak LECKEY | 10 | 9:28.215 | 11.336 | 2.085 | 55.865 | 6 | 55.914 | 56.791 |
| 6 | 36 | Neville BELL | 10 | 9:29.361 | 12.482 | 1.146 | 56.241 | 10 | 56.295 | 56.871 |
| 7 | 43 | Ben McFALL | 10 | 9:30.657 | 13.778 | 1.296 | 55.737 | 4 | 55.799 | 56.471 |
| 8 | 32 | Gary BLAIR | 10 | 9:31.076 | 14.197 | 0.419 | 56.198 | 5 | 56.208 | 57.041 |
| 9 | NW | Simon ALLEN | 10 | 9:32.368 | 15.489 | 1.292 | 56.461 | 3 | 56.649 | 57.233 |
| 10 | 24 | Jason HETHERINGTON | 10 | 9:36.935 | 20.056 | 4.567 | 56.752 | 5 | 57.014 | 57.646 |
| 11 | 22 | Paul PRENTICE | 10 | 9:37.234 | 20.355 | 0.299 | 56.891 | 8 | 57.032 | 57.703 |
| 12 | 56 | Connor SMITH | 10 | 9:44.641 | 27.762 | 7.407 | 57.416 | 8 | 57.495 | 58.322 |

Senior Max 177

| | | | | | | | | | | |
|---|----|--------------|----|----------|--|--|--------|---|--------|--------|
| 1 | 21 | Jamie LECKEY | 10 | 9:43.108 | | | 57.592 | 5 | 57.677 | 58.206 |
|---|----|--------------|----|----------|--|--|--------|---|--------|--------|

Announcements

Driver No. 43: 5-sec penalty C2.3.4 (incorrectly positioned front fairing)

| Margin of Victory | Avg. Speed | Best Lap Tm | Best Speed | Best Lap by |
|-------------------|------------|-------------|------------|-------------------|
| 7.926 | 53.577 | 55.304 | 53.949 | 1 - Conor McPOLIN |


Clerk of the Course - Paul Fullerton

Orbits

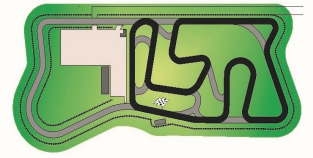
Timekeepers - David Barr & Keith Mason

Results remain provisional until conclusion of technical/judicial matters

Signed:



 Chief
 Timekeeper

Round 2, NI Karting Championships

Senior Max

Nutts Corner National Circuit 0.829 miles

Heat 1

09/04/2022 09:50

Race (8:00 and 1 Laps) started at 10:10:26

| Lap | Lap Tm | Diff | Time of Day |
|--------------------------|---------------|--------|--------------|
| (1) Conor McPOLIN | | | |
| 1 | 57.395 | +2.091 | 10:11:23.895 |
| 2 | 55.754 | +0.450 | 10:12:19.649 |
| 3 | 55.597 | +0.293 | 10:13:15.246 |
| 4 | 55.383 | +0.079 | 10:14:10.629 |
| 5 | 55.304 | | 10:15:05.933 |
| 6 | 55.540 | +0.236 | 10:16:01.473 |
| 7 | 55.374 | +0.070 | 10:16:56.847 |
| 8 | 55.475 | +0.171 | 10:17:52.322 |
| 9 | 55.425 | +0.121 | 10:18:47.747 |
| 10 | 55.632 | +0.328 | 10:19:43.379 |

| | | | |
|-----------------------------|---------------|--------|--------------|
| (35) James GILLILAND | | | |
| 1 | 1:00.560 | +4.868 | 10:11:27.829 |
| 2 | 56.339 | +0.647 | 10:12:24.168 |
| 3 | 55.930 | +0.238 | 10:13:20.098 |
| 4 | 55.786 | +0.094 | 10:14:15.884 |
| 5 | 55.692 | | 10:15:11.576 |
| 6 | 55.780 | +0.088 | 10:16:07.356 |
| 7 | 55.878 | +0.186 | 10:17:03.234 |
| 8 | 55.902 | +0.210 | 10:17:59.136 |
| 9 | 56.218 | +0.526 | 10:18:55.354 |
| 10 | 55.951 | +0.259 | 10:19:51.305 |

| | | | |
|---------------------------|---------------|--------|--------------|
| (26) Daniel CONLON | | | |
| 1 | 58.663 | +2.591 | 10:11:25.502 |
| 2 | 56.290 | +0.218 | 10:12:21.792 |
| 3 | 56.202 | +0.130 | 10:13:17.994 |
| 4 | 56.272 | +0.200 | 10:14:14.266 |
| 5 | 56.072 | | 10:15:10.338 |
| 6 | 56.154 | +0.082 | 10:16:06.492 |
| 7 | 56.311 | +0.239 | 10:17:02.803 |
| 8 | 56.219 | +0.147 | 10:17:59.022 |
| 9 | 56.593 | +0.521 | 10:18:55.615 |
| 10 | 56.825 | +0.753 | 10:19:52.440 |

| | | | |
|----------------------------|---------------|--------|--------------|
| (33) Pearse MURTAGH | | | |
| 1 | 59.693 | +3.833 | 10:11:26.728 |
| 2 | 56.386 | +0.526 | 10:12:23.114 |
| 3 | 56.096 | +0.236 | 10:13:19.210 |
| 4 | 56.139 | +0.279 | 10:14:15.349 |
| 5 | 56.059 | +0.199 | 10:15:11.408 |
| 6 | 56.532 | +0.672 | 10:16:07.940 |
| 7 | 55.860 | | 10:17:03.800 |
| 8 | 56.378 | +0.518 | 10:18:00.178 |
| 9 | 56.307 | +0.447 | 10:18:56.485 |
| 10 | 56.145 | +0.285 | 10:19:52.630 |

| | | | |
|------------------------|---------------|--------|--------------|
| (20) Zak LECKEY | | | |
| 1 | 1:01.919 | +6.054 | 10:11:28.721 |
| 2 | 56.776 | +0.911 | 10:12:25.497 |
| 3 | 56.196 | +0.331 | 10:13:21.693 |
| 4 | 56.131 | +0.266 | 10:14:17.824 |
| 5 | 56.434 | +0.569 | 10:15:14.258 |
| 6 | 55.865 | | 10:16:10.123 |
| 7 | 56.338 | +0.473 | 10:17:06.461 |
| 8 | 56.014 | +0.149 | 10:18:02.475 |
| 9 | 55.914 | +0.049 | 10:18:58.389 |
| 10 | 56.326 | +0.461 | 10:19:54.715 |

| | | | |
|--------------------------|----------|--------|--------------|
| (36) Neville BELL | | | |
| 1 | 1:00.425 | +4.184 | 10:11:27.573 |
| 2 | 57.255 | +1.014 | 10:12:24.828 |
| 3 | 56.400 | +0.159 | 10:13:21.228 |
| 4 | 56.447 | +0.206 | 10:14:17.675 |

| | | | |
|----|---------------|--------|--------------|
| 5 | 56.409 | +0.168 | 10:15:14.084 |
| 6 | 56.439 | +0.198 | 10:16:10.523 |
| 7 | 56.470 | +0.229 | 10:17:06.993 |
| 8 | 56.332 | +0.091 | 10:18:03.325 |
| 9 | 56.295 | +0.054 | 10:18:59.620 |
| 10 | 56.241 | | 10:19:55.861 |

| | | | |
|------------------------|---------------|--------|--------------|
| (43) Ben McFALL | | | |
| 1 | 1:00.185 | +4.448 | 10:11:27.631 |
| 2 | 56.424 | +0.687 | 10:12:24.055 |
| 3 | 56.158 | +0.421 | 10:13:20.213 |
| 4 | 55.737 | | 10:14:15.950 |
| 5 | 55.869 | +0.132 | 10:15:11.819 |
| 6 | 56.275 | +0.538 | 10:16:08.094 |
| 7 | 55.799 | +0.062 | 10:17:03.893 |
| 8 | 55.992 | +0.255 | 10:17:59.885 |
| 9 | 55.817 | +0.080 | 10:18:55.702 |
| 10 | 56.455 | +0.718 | 10:19:52.157 |

| | | | |
|------------------------|---------------|--------|--------------|
| (32) Gary BLAIR | | | |
| 1 | 1:02.243 | +6.045 | 10:11:29.406 |
| 2 | 57.024 | +0.826 | 10:12:26.430 |
| 3 | 56.812 | +0.614 | 10:13:23.242 |
| 4 | 56.381 | +0.183 | 10:14:19.623 |
| 5 | 56.198 | | 10:15:15.821 |
| 6 | 56.460 | +0.262 | 10:16:12.281 |
| 7 | 56.252 | +0.054 | 10:17:08.533 |
| 8 | 56.262 | +0.064 | 10:18:04.795 |
| 9 | 56.573 | +0.375 | 10:19:01.368 |
| 10 | 56.208 | +0.010 | 10:19:57.576 |

| | | | |
|-------------------------|---------------|--------|--------------|
| (NW) Simon ALLEN | | | |
| 1 | 58.929 | +2.468 | 10:11:25.467 |
| 2 | 56.986 | +0.525 | 10:12:22.453 |
| 3 | 56.461 | | 10:13:18.914 |
| 4 | 56.812 | +0.351 | 10:14:15.726 |
| 5 | 57.458 | +0.997 | 10:15:13.184 |
| 6 | 56.649 | +0.188 | 10:16:09.833 |
| 7 | 57.538 | +1.077 | 10:17:07.371 |
| 8 | 57.258 | +0.797 | 10:18:04.629 |
| 9 | 57.325 | +0.864 | 10:19:01.954 |
| 10 | 56.914 | +0.453 | 10:19:58.868 |

| | | | |
|--------------------------------|---------------|--------|--------------|
| (24) Jason HETHERINGTON | | | |
| 1 | 1:01.845 | +5.093 | 10:11:28.819 |
| 2 | 57.167 | +0.415 | 10:12:25.986 |
| 3 | 57.644 | +0.892 | 10:13:23.630 |
| 4 | 57.068 | +0.316 | 10:14:20.698 |
| 5 | 56.752 | | 10:15:17.450 |
| 6 | 57.156 | +0.404 | 10:16:14.606 |
| 7 | 57.014 | +0.262 | 10:17:11.620 |
| 8 | 57.342 | +0.590 | 10:18:08.962 |
| 9 | 57.279 | +0.527 | 10:19:06.241 |
| 10 | 57.194 | +0.442 | 10:20:03.435 |

| | | | |
|---------------------------|---------------|--------|--------------|
| (22) Paul PRENTICE | | | |
| 1 | 1:00.639 | +3.748 | 10:11:27.340 |
| 2 | 58.128 | +1.237 | 10:12:25.468 |
| 3 | 57.534 | +0.643 | 10:13:23.002 |
| 4 | 57.459 | +0.568 | 10:14:20.461 |
| 5 | 57.683 | +0.792 | 10:15:18.144 |
| 6 | 57.032 | +0.141 | 10:16:15.176 |
| 7 | 57.040 | +0.149 | 10:17:12.216 |
| 8 | 56.891 | | 10:18:09.107 |
| 9 | 57.430 | +0.539 | 10:19:06.537 |
| 10 | 57.197 | +0.306 | 10:20:03.734 |


Clerk of the Course - Paul Fullerton

Orbits

Timekeepers - David Barr & Keith Mason

Results remain provisional until conclusion of technical/judicial matters

Signed:



(Chief Timekeeper)

Round 2, NI Karting Championships
Sorted on Laps

Iame/Honda Cadet

Nutts Corner National Circuit 0.829 miles

Heat 1

09/04/2022 10:00

Race (8:00 and 1 Laps) started at 10:24:10

| Pos | No. | Name | Laps | Total Tm | Diff | Gap | Best Tm | In Lap | 2nd Best | Avg Tm |
|-------------|-----|------------------|------|-----------|--------|-------|----------|--------|----------|----------|
| Honda Cadet | | | | | | | | | | |
| 1 | 60 | Joel MURPHY | 9 | 10:08.977 | 0.783 | 0.309 | 1:06.998 | 5 | 1:07.139 | 1:07.580 |
| 2 | 17 | Charlie CONDY | 9 | 10:08.985 | 0.791 | 0.008 | 1:07.024 | 9 | 1:07.040 | 1:07.665 |
| 3 | 18 | Archie CONDY | 9 | 10:09.242 | 1.048 | 0.257 | 1:06.830 | 9 | 1:07.006 | 1:07.672 |
| 4 | 19 | Conan WARNOCK | 9 | 10:14.096 | 5.902 | 4.854 | 1:07.385 | 3 | 1:07.662 | 1:08.199 |
| 5 | 29 | Noah McFARLANE | 9 | 10:22.290 | 14.096 | 8.194 | 1:08.144 | 7 | 1:08.185 | 1:09.047 |
| 6 | 32 | Harry McDOWELL | 9 | 10:31.418 | 23.224 | 9.128 | 1:08.467 | 9 | 1:08.562 | 1:10.041 |
| 7 | 25 | Joshua WYLIE | 9 | 10:31.659 | 23.465 | 0.241 | 1:08.454 | 9 | 1:08.544 | 1:10.125 |
| 8 | 46 | Evan PURCELL | 9 | 10:31.817 | 23.623 | 0.158 | 1:08.521 | 9 | 1:08.625 | 1:10.085 |
| 9 | 36 | Declan NOBLE | 9 | 10:32.716 | 24.522 | 0.899 | 1:08.760 | 8 | 1:08.869 | 1:10.213 |
| 10 | 35 | Harry MONTGOMERY | 9 | 10:33.902 | 25.708 | 1.186 | 1:09.061 | 8 | 1:09.087 | 1:10.357 |
| 11 | 54 | Max COLBERT | 9 | 10:36.288 | 28.094 | 2.386 | 1:08.335 | 9 | 1:08.365 | 1:10.552 |
| Iame Cadet | | | | | | | | | | |
| 1 | 10 | Charlie BLAIR | 9 | 10:29.159 | | | 1:08.026 | 7 | 1:08.083 | 1:29.482 |
| 2 | 93 | Johnston STEWART | 9 | 10:33.303 | 4.144 | 4.144 | 1:08.806 | 7 | 1:08.969 | 1:10.044 |
| 3 | 193 | Andie STEWART | 9 | 10:33.453 | 4.294 | 0.150 | 1:08.422 | 8 | 1:08.888 | 1:10.047 |

| Margin of Victory | Avg. Speed | Best Lap Tm | Best Speed | Best Lap by |
|-------------------|------------|-------------|------------|-------------------|
| 0.008 | 44.094 | 1:06.830 | 44.645 | 18 - Archie CONDY |


Clerk of the Course - Paul Fullerton

Orbits

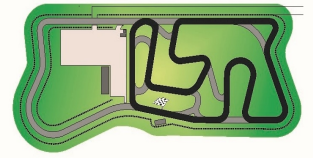
Timekeepers - David Barr & Keith Mason

Results remain provisional until conclusion of technical/judicial matters

Signed:



 Chief
 Timekeeper



Round 2, NI Karting Championships

Time/Honda Cadet

Nutts Corner National Circuit 0.829 miles

Heat 1

09/04/2022 10:00

Race (8:00 and 1 Laps) started at 10:24:10

| Lap | Lap Tm | Diff | Time of Day |
|-------------------------|-----------------|--------|--------------|
| (60) Joel MURPHY | | | |
| 1 | 1:10.109 | +3.111 | 10:25:21.657 |
| 2 | 1:07.766 | +0.768 | 10:26:29.423 |
| 3 | 1:07.287 | +0.289 | 10:27:36.710 |
| 4 | 1:07.186 | +0.188 | 10:28:43.896 |
| 5 | 1:06.998 | | 10:29:50.894 |
| 6 | 1:07.335 | +0.337 | 10:30:58.229 |
| 7 | 1:07.139 | +0.141 | 10:32:05.368 |
| 8 | 1:07.224 | +0.226 | 10:33:12.592 |
| 9 | 1:07.179 | +0.181 | 10:34:19.771 |

| Lap | Lap Tm | Diff | Time of Day |
|---------------------------|-----------------|--------|--------------|
| (17) Charlie CONDY | | | |
| 1 | 1:10.325 | +3.301 | 10:25:21.119 |
| 2 | 1:07.983 | +0.959 | 10:26:29.102 |
| 3 | 1:07.445 | +0.421 | 10:27:36.547 |
| 4 | 1:07.040 | +0.016 | 10:28:43.587 |
| 5 | 1:07.048 | +0.024 | 10:29:50.635 |
| 6 | 1:07.446 | +0.422 | 10:30:58.081 |
| 7 | 1:07.608 | +0.584 | 10:32:05.689 |
| 8 | 1:07.066 | +0.042 | 10:33:12.755 |
| 9 | 1:07.024 | | 10:34:19.779 |

| Lap | Lap Tm | Diff | Time of Day |
|--------------------------|-----------------|--------|--------------|
| (18) Archie CONDY | | | |
| 1 | 1:09.851 | +3.021 | 10:25:20.834 |
| 2 | 1:08.741 | +1.911 | 10:26:29.575 |
| 3 | 1:07.383 | +0.553 | 10:27:36.958 |
| 4 | 1:07.151 | +0.321 | 10:28:44.109 |
| 5 | 1:07.006 | +0.176 | 10:29:51.115 |
| 6 | 1:07.456 | +0.626 | 10:30:58.571 |
| 7 | 1:07.212 | +0.382 | 10:32:05.783 |
| 8 | 1:07.423 | +0.593 | 10:33:13.206 |
| 9 | 1:06.830 | | 10:34:20.036 |

| Lap | Lap Tm | Diff | Time of Day |
|---------------------------|-----------------|--------|--------------|
| (19) Conan WARNOCK | | | |
| 1 | 1:10.468 | +3.083 | 10:25:21.560 |
| 2 | 1:08.630 | +1.245 | 10:26:30.190 |
| 3 | 1:07.385 | | 10:27:37.575 |
| 4 | 1:07.777 | +0.392 | 10:28:45.352 |
| 5 | 1:07.662 | +0.277 | 10:29:53.014 |
| 6 | 1:07.715 | +0.330 | 10:31:00.729 |
| 7 | 1:08.006 | +0.621 | 10:32:08.735 |
| 8 | 1:08.254 | +0.869 | 10:33:16.989 |
| 9 | 1:07.901 | +0.516 | 10:34:24.890 |

| Lap | Lap Tm | Diff | Time of Day |
|----------------------------|-----------------|--------|--------------|
| (29) Noah McFARLANE | | | |
| 1 | 1:12.376 | +4.232 | 10:25:24.031 |
| 2 | 1:09.397 | +1.253 | 10:26:33.428 |
| 3 | 1:09.306 | +1.162 | 10:27:42.734 |
| 4 | 1:08.185 | +0.041 | 10:28:50.919 |
| 5 | 1:08.337 | +0.193 | 10:29:59.256 |
| 6 | 1:08.327 | +0.183 | 10:31:07.583 |
| 7 | 1:08.144 | | 10:32:15.727 |
| 8 | 1:08.852 | +0.708 | 10:33:24.579 |
| 9 | 1:08.505 | +0.361 | 10:34:33.084 |

| Lap | Lap Tm | Diff | Time of Day |
|---------------------------|-----------------|-----------|--------------|
| (10) Charlie BLAIR | | | |
| 1 | 1:12.067 | +4.041 | 10:25:25.645 |
| 2 | 1:10.460 | +2.434 | 10:26:36.105 |
| 3 | 1:10.913 | +2.887 | 10:27:47.018 |
| 4 | 1:09.364 | +1.338 | 10:28:56.382 |
| 5 | 3:27.462 | +2:19.436 | 10:32:23.844 |
| 6 | 1:08.083 | +0.057 | 10:33:31.927 |
| 7 | 1:08.026 | | 10:34:39.953 |

| Lap | Lap Tm | Diff | Time of Day |
|----------------------------|--------|------|-------------|
| (32) Harry McDOWELL | | | |

| Lap | Lap Tm | Diff | Time of Day |
|-----|-----------------|--------|--------------|
| 1 | 1:13.485 | +5.018 | 10:25:25.320 |
| 2 | 1:10.458 | +1.991 | 10:26:35.778 |
| 3 | 1:10.565 | +2.098 | 10:27:46.343 |
| 4 | 1:09.964 | +1.497 | 10:28:56.307 |
| 5 | 1:10.082 | +1.615 | 10:30:06.389 |
| 6 | 1:10.000 | +1.533 | 10:31:16.389 |
| 7 | 1:08.794 | +0.327 | 10:32:25.183 |
| 8 | 1:08.562 | +0.095 | 10:33:33.745 |
| 9 | 1:08.467 | | 10:34:42.212 |

| Lap | Lap Tm | Diff | Time of Day |
|--------------------------|-----------------|--------|--------------|
| (25) Joshua WYLIE | | | |
| 1 | 1:13.077 | +4.623 | 10:25:24.398 |
| 2 | 1:10.499 | +2.045 | 10:26:34.897 |
| 3 | 1:10.733 | +2.279 | 10:27:45.630 |
| 4 | 1:10.097 | +1.643 | 10:28:55.727 |
| 5 | 1:10.000 | +1.546 | 10:30:05.727 |
| 6 | 1:10.143 | +1.689 | 10:31:15.870 |
| 7 | 1:08.544 | +0.090 | 10:32:24.414 |
| 8 | 1:09.585 | +1.131 | 10:33:33.999 |
| 9 | 1:08.454 | | 10:34:42.453 |

| Lap | Lap Tm | Diff | Time of Day |
|--------------------------|-----------------|--------|--------------|
| (46) Evan PURCELL | | | |
| 1 | 1:13.577 | +5.056 | 10:25:25.421 |
| 2 | 1:10.571 | +2.050 | 10:26:35.992 |
| 3 | 1:10.558 | +2.037 | 10:27:46.550 |
| 4 | 1:09.538 | +1.017 | 10:28:56.088 |
| 5 | 1:09.723 | +1.202 | 10:30:05.811 |
| 6 | 1:10.306 | +1.785 | 10:31:16.117 |
| 7 | 1:09.348 | +0.827 | 10:32:25.465 |
| 8 | 1:08.625 | +0.104 | 10:33:34.090 |
| 9 | 1:08.521 | | 10:34:42.611 |

| Lap | Lap Tm | Diff | Time of Day |
|--------------------------|-----------------|--------|--------------|
| (36) Declan NOBLE | | | |
| 1 | 1:13.345 | +4.585 | 10:25:24.934 |
| 2 | 1:10.543 | +1.783 | 10:26:35.477 |
| 3 | 1:10.665 | +1.905 | 10:27:46.142 |
| 4 | 1:09.812 | +1.052 | 10:28:55.954 |
| 5 | 1:10.112 | +1.352 | 10:30:06.066 |
| 6 | 1:10.826 | +2.066 | 10:31:16.892 |
| 7 | 1:08.989 | +0.229 | 10:32:25.881 |
| 8 | 1:08.760 | | 10:33:34.641 |
| 9 | 1:08.869 | +0.109 | 10:34:43.510 |

| Lap | Lap Tm | Diff | Time of Day |
|------------------------------|-----------------|--------|--------------|
| (93) Johnston STEWART | | | |
| 1 | 1:12.561 | +3.755 | 10:25:26.258 |
| 2 | 1:10.796 | +1.990 | 10:26:37.054 |
| 3 | 1:10.665 | +1.859 | 10:27:47.719 |
| 4 | 1:09.538 | +0.732 | 10:28:57.257 |
| 5 | 1:09.899 | +1.093 | 10:30:07.156 |
| 6 | 1:10.152 | +1.346 | 10:31:17.308 |
| 7 | 1:08.806 | | 10:32:26.114 |
| 8 | 1:09.014 | +0.208 | 10:33:35.128 |
| 9 | 1:08.969 | +0.163 | 10:34:44.097 |

| Lap | Lap Tm | Diff | Time of Day |
|----------------------------|-----------------|--------|--------------|
| (193) Andie STEWART | | | |
| 1 | 1:13.507 | +5.085 | 10:25:27.331 |
| 2 | 1:11.564 | +3.142 | 10:26:38.895 |
| 3 | 1:10.191 | +1.769 | 10:27:49.086 |
| 4 | 1:09.338 | +0.916 | 10:28:58.424 |
| 5 | 1:08.888 | +0.466 | 10:30:07.312 |
| 6 | 1:10.276 | +1.854 | 10:31:17.588 |
| 7 | 1:09.232 | +0.810 | 10:32:26.820 |
| 8 | 1:08.422 | | 10:33:35.242 |
| 9 | 1:09.005 | +0.583 | 10:34:44.247 |

| Lap | Lap Tm | Diff | Time of Day |
|------------------------------|--------|------|-------------|
| (35) Harry MONTGOMERY | | | |


Clerk of the Course - Paul Fullerton

Orbits

Timekeepers - David Barr & Keith Mason

Results remain provisional until conclusion of technical/judicial matters

Signed:



(Chief Timekeeper)

Printed: 09/04/2022 10:45:48



Round 2, NI Karting Championships
Sorted on Laps

Junior/Mini Max

Nutts Corner National Circuit 0.829 miles

Heat 1

09/04/2022 10:15

Race (8:00 and 1 Laps) started at 10:44:24

| Pos | No. | Name | Laps | Total Tm | Diff | Gap | Best Tm | In Lap | 2nd Best | Avg Tm |
|------------|-----|------------------|------|-----------|--------|--------|---------|--------|----------|----------|
| Junior Max | | | | | | | | | | |
| 1 | 46 | Bobby Joe McFALL | 10 | 9:42.405 | | | 57.324 | 4 | 57.353 | 58.211 |
| 2 | 36 | Joe GARDINER | 10 | 9:42.648 | 0.243 | 0.243 | 57.179 | 9 | 57.287 | 58.245 |
| 3 | 14 | Carter KELLY | 10 | 9:42.875 | 0.470 | 0.227 | 57.183 | 10 | 57.329 | 58.287 |
| 4 | 15 | James ROBINSON | 10 | 9:44.071 | 1.666 | 1.196 | 57.226 | 10 | 57.464 | 58.402 |
| 5 | 72 | Gavin DEWART | 10 | 9:47.134 | 4.729 | 3.063 | 57.270 | 7 | 57.293 | 58.157 |
| 6 | 37 | Steve MONTGOMERY | 10 | 9:56.910 | 14.505 | 9.776 | 58.489 | 4 | 58.521 | 59.645 |
| 7 | 19 | Adam McGIVERN | 10 | 10:08.206 | 25.801 | 11.296 | 59.513 | 8 | 59.576 | 1:00.720 |
| 8 | 34 | Peter GILLILAND | 4 | 3:56.626 | 6 Laps | 6 Laps | 57.809 | 3 | 57.997 | 59.123 |

| | | | | | | | | | | |
|----------|----|---------------------------|----|-----------|--------|--------|----------|----|----------|----------|
| Mini Max | | | | | | | | | | |
| 1 | 22 | Cole McFADDEN BIGGERSTAFF | 10 | 10:38.310 | | | 1:02.701 | 10 | 1:02.893 | 1:03.703 |
| 2 | 30 | John O'NEILL | 9 | 10:04.558 | 1 Lap | 1 Lap | 1:05.633 | 4 | 1:05.799 | 1:06.941 |
| 3 | 55 | Dennis CHERRY | 9 | 10:05.207 | 1 Lap | 0.649 | 1:04.973 | 8 | 1:05.104 | 1:07.031 |
| 4 | 88 | Lewis ARTHUR | 5 | 5:58.721 | 5 Laps | 4 Laps | 1:05.320 | 4 | 1:06.067 | 1:11.380 |

Announcements

Driver No. 72: 5-sec penalty C2.3.4 (incorrectly positioned front fairing)

| Margin of Victory | Avg. Speed | Best Lap Tm | Best Speed | Best Lap by |
|-------------------|------------|-------------|------------|-------------------|
| 0.243 | 51.229 | 57.179 | 52.180 | 36 - Joe GARDINER |


Clerk of the Course - Paul Fullerton

Orbits

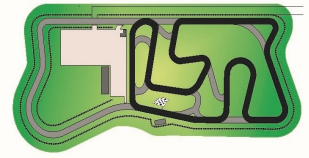
Timekeepers - David Barr & Keith Mason

Results remain provisional until conclusion of technical/judicial matters

Signed:



 Chief
 Timekeeper



Round 2, NI Karting Championships

Junior/Mini Max

Nutts Corner National Circuit 0.829 miles

Heat 1

09/04/2022 10:15

Race (8:00 and 1 Laps) started at 10:44:24

| Lap | Lap Tm | Diff | Time of Day |
|------------------------------|---------------|--------|--------------|
| (46) Bobby Joe McFALL | | | |
| 1 | 1:02.004 | +4.680 | 10:45:26.717 |
| 2 | 58.112 | +0.788 | 10:46:24.829 |
| 3 | 57.550 | +0.226 | 10:47:22.379 |
| 4 | 57.324 | | 10:48:19.703 |
| 5 | 57.669 | +0.345 | 10:49:17.372 |
| 6 | 57.417 | +0.093 | 10:50:14.789 |
| 7 | 57.469 | +0.145 | 10:51:12.258 |
| 8 | 58.753 | +1.429 | 10:52:11.011 |
| 9 | 57.353 | +0.029 | 10:53:08.364 |
| 10 | 58.459 | +1.135 | 10:54:06.823 |

| Lap | Lap Tm | Diff | Time of Day |
|--------------------------|---------------|--------|--------------|
| (36) Joe GARDINER | | | |
| 1 | 1:02.729 | +5.550 | 10:45:27.339 |
| 2 | 58.565 | +1.386 | 10:46:25.904 |
| 3 | 57.506 | +0.327 | 10:47:23.410 |
| 4 | 57.628 | +0.449 | 10:48:21.038 |
| 5 | 57.882 | +0.703 | 10:49:18.920 |
| 6 | 57.414 | +0.235 | 10:50:16.334 |
| 7 | 57.421 | +0.242 | 10:51:13.755 |
| 8 | 58.845 | +1.666 | 10:52:12.600 |
| 9 | 57.179 | | 10:53:09.779 |
| 10 | 57.287 | +0.108 | 10:54:07.066 |

| Lap | Lap Tm | Diff | Time of Day |
|--------------------------|---------------|--------|--------------|
| (14) Carter KELLY | | | |
| 1 | 1:01.895 | +4.712 | 10:45:26.313 |
| 2 | 58.674 | +1.491 | 10:46:24.987 |
| 3 | 57.524 | +0.341 | 10:47:22.511 |
| 4 | 57.329 | +0.146 | 10:48:19.840 |
| 5 | 57.705 | +0.522 | 10:49:17.545 |
| 6 | 58.372 | +1.189 | 10:50:15.917 |
| 7 | 57.759 | +0.576 | 10:51:13.676 |
| 8 | 59.083 | +1.900 | 10:52:12.759 |
| 9 | 57.351 | +0.168 | 10:53:10.110 |
| 10 | 57.183 | | 10:54:07.293 |

| Lap | Lap Tm | Diff | Time of Day |
|----------------------------|---------------|--------|--------------|
| (15) James ROBINSON | | | |
| 1 | 1:03.856 | +6.630 | 10:45:28.316 |
| 2 | 59.171 | +1.945 | 10:46:27.487 |
| 3 | 57.974 | +0.748 | 10:47:25.461 |
| 4 | 57.490 | +0.264 | 10:48:22.951 |
| 5 | 57.820 | +0.594 | 10:49:20.771 |
| 6 | 57.503 | +0.277 | 10:50:18.274 |
| 7 | 57.630 | +0.404 | 10:51:15.904 |
| 8 | 57.895 | +0.669 | 10:52:13.799 |
| 9 | 57.464 | +0.238 | 10:53:11.263 |
| 10 | 57.226 | | 10:54:08.489 |

| Lap | Lap Tm | Diff | Time of Day |
|--------------------------|---------------|--------|--------------|
| (72) Gavin DEWART | | | |
| 1 | 1:02.452 | +5.182 | 10:45:27.428 |
| 2 | 58.132 | +0.862 | 10:46:25.560 |
| 3 | 57.552 | +0.282 | 10:47:23.112 |
| 4 | 57.293 | +0.023 | 10:48:20.405 |
| 5 | 57.366 | +0.096 | 10:49:17.771 |
| 6 | 57.451 | +0.181 | 10:50:15.222 |
| 7 | 57.270 | | 10:51:12.492 |
| 8 | 57.936 | +0.666 | 10:52:10.428 |
| 9 | 57.534 | +0.264 | 10:53:07.962 |
| 10 | 58.590 | +1.320 | 10:54:06.552 |

| Lap | Lap Tm | Diff | Time of Day |
|------------------------------|---------------|--------|--------------|
| (37) Steve MONTGOMERY | | | |
| 1 | 1:04.567 | +6.078 | 10:45:29.438 |
| 2 | 1:00.063 | +1.574 | 10:46:29.501 |
| 3 | 59.024 | +0.535 | 10:47:28.525 |
| 4 | 58.489 | | 10:48:27.014 |

| Lap | Lap Tm | Diff | Time of Day |
|-----|----------|--------|--------------|
| 5 | 58.654 | +0.165 | 10:49:25.668 |
| 6 | 58.599 | +0.110 | 10:50:24.267 |
| 7 | 59.177 | +0.688 | 10:51:23.444 |
| 8 | 58.521 | +0.032 | 10:52:21.965 |
| 9 | 1:00.327 | +1.838 | 10:53:22.292 |
| 10 | 59.036 | +0.547 | 10:54:21.328 |

| Lap | Lap Tm | Diff | Time of Day |
|---------------------------|---------------|--------|--------------|
| (19) Adam McGIVERN | | | |
| 1 | 1:05.711 | +6.198 | 10:45:31.126 |
| 2 | 1:01.239 | +1.726 | 10:46:32.365 |
| 3 | 1:00.619 | +1.106 | 10:47:32.984 |
| 4 | 1:00.337 | +0.824 | 10:48:33.321 |
| 5 | 1:00.392 | +0.879 | 10:49:33.713 |
| 6 | 1:00.136 | +0.623 | 10:50:33.849 |
| 7 | 59.906 | +0.393 | 10:51:33.755 |
| 8 | 59.513 | | 10:52:33.268 |
| 9 | 59.576 | +0.063 | 10:53:32.844 |
| 10 | 59.780 | +0.267 | 10:54:32.624 |

| Lap | Lap Tm | Diff | Time of Day |
|---------------------------------------|-----------------|--------|--------------|
| (22) Cole McFADDEN BIGGERSTAFF | | | |
| 1 | 1:07.467 | +4.766 | 10:45:33.159 |
| 2 | 1:04.776 | +2.075 | 10:46:37.935 |
| 3 | 1:03.742 | +1.041 | 10:47:41.677 |
| 4 | 1:03.029 | +0.328 | 10:48:44.706 |
| 5 | 1:03.157 | +0.456 | 10:49:47.863 |
| 6 | 1:03.049 | +0.348 | 10:50:50.912 |
| 7 | 1:03.075 | +0.374 | 10:51:53.987 |
| 8 | 1:03.147 | +0.446 | 10:52:57.134 |
| 9 | 1:02.893 | +0.192 | 10:54:00.027 |
| 10 | 1:02.701 | | 10:55:02.728 |

| Lap | Lap Tm | Diff | Time of Day |
|--------------------------|-----------------|--------|--------------|
| (30) John O'NEILL | | | |
| 1 | 1:10.767 | +5.134 | 10:45:37.274 |
| 2 | 1:07.047 | +1.414 | 10:46:44.321 |
| 3 | 1:05.823 | +0.190 | 10:47:50.144 |
| 4 | 1:05.633 | | 10:48:55.777 |
| 5 | 1:08.770 | +3.137 | 10:50:04.547 |
| 6 | 1:05.925 | +0.292 | 10:51:10.472 |
| 7 | 1:06.273 | +0.640 | 10:52:16.745 |
| 8 | 1:05.799 | +0.166 | 10:53:22.544 |
| 9 | 1:06.432 | +0.799 | 10:54:28.976 |

| Lap | Lap Tm | Diff | Time of Day |
|---------------------------|-----------------|--------|--------------|
| (55) Dennis CHERRY | | | |
| 1 | 1:11.817 | +6.844 | 10:45:38.161 |
| 2 | 1:07.584 | +2.611 | 10:46:45.745 |
| 3 | 1:06.250 | +1.277 | 10:47:51.995 |
| 4 | 1:06.796 | +1.823 | 10:48:58.791 |
| 5 | 1:06.690 | +1.717 | 10:50:05.481 |
| 6 | 1:05.668 | +0.695 | 10:51:11.149 |
| 7 | 1:08.399 | +3.426 | 10:52:19.548 |
| 8 | 1:04.973 | | 10:53:24.521 |
| 9 | 1:05.104 | +0.131 | 10:54:29.625 |

| Lap | Lap Tm | Diff | Time of Day |
|--------------------------|-----------------|---------|--------------|
| (88) Lewis ARTHUR | | | |
| 1 | 1:11.467 | +6.147 | 10:45:37.703 |
| 2 | 1:06.916 | +1.596 | 10:46:44.619 |
| 3 | 1:06.067 | +0.747 | 10:47:50.686 |
| 4 | 1:05.320 | | 10:48:56.006 |
| 5 | 1:27.133 | +21.813 | 10:50:23.139 |

| Lap | Lap Tm | Diff | Time of Day |
|-----------------------------|---------------|--------|--------------|
| (34) Peter GILLILAND | | | |
| 1 | 1:01.865 | +4.056 | 10:45:26.417 |
| 2 | 58.821 | +1.012 | 10:46:25.238 |
| 3 | 57.809 | | 10:47:23.047 |
| 4 | 57.997 | +0.188 | 10:48:21.044 |

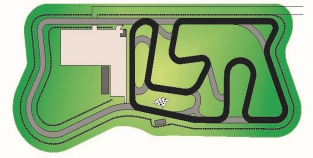
Clerk of the Course - Paul Fullerton

Orbits

Timekeepers - David Barr & Keith Mason

Results remain provisional until conclusion of technical/judicial matters

Signed:  (Chief Timekeeper)



Round 2, NI Karting Championships

Sorted on best lap time

Bambino

Nutts Corner National Circuit 0.829 miles

Timed Qualification

09/04/2022 10:30

Qualifying (5:00 Time) started at 10:59:38

| Pos | No. | Name | Best Tm | Diff | Gap | In Lap | 2nd Best | Avg Tm | Laps led |
|-----|-----|----------------|----------|--------|-------|--------|----------|----------|----------|
| 1 | 36 | Ethan ROBINSON | 1:22.892 | | | 4 | 1:23.654 | 1:23.758 | 4 |
| 2 | 75 | Callum McVEIGH | 1:23.173 | 0.281 | 0.281 | 3 | 1:23.291 | 1:24.200 | 0 |
| 3 | 66 | Ryan ARMSTRONG | 1:24.209 | 1.317 | 1.036 | 3 | 1:24.808 | 1:25.121 | 0 |
| 4 | 24 | Jessica WYLIE | 1:33.797 | 10.905 | 9.588 | 2 | 1:33.818 | 1:34.366 | 0 |


Clerk of the Course - Paul Fullerton

Orbits

Timekeepers - David Barr & Keith Mason

Results remain provisional until conclusion of technical/judicial matters

Signed:



(Chief Timekeeper)

Printed: 09/04/2022 11:07:18



motor
sport
UK

Round 2, NI Karting Championships

Bambino

Nutts Corner National Circuit 0.829 miles

Timed Qualification

09/04/2022 10:30

Qualifying (5:00 Time) started at 10:59:38

| Lap | Lap Tm | Diff | Time of Day | Lap | Lap Tm | Diff | Time of Day | Lap | Lap Tm | Diff | Time of Day |
|----------------------------|-----------------|--------|--------------|-----|--------|------|-------------|-----|--------|------|-------------|
| (36) Ethan ROBINSON | | | | | | | | | | | |
| 1 | 1:24.785 | +1.893 | 11:01:03.168 | | | | | | | | |
| 2 | 1:23.701 | +0.809 | 11:02:26.869 | | | | | | | | |
| 3 | 1:23.654 | +0.762 | 11:03:50.523 | | | | | | | | |
| 4 | 1:22.892 | | 11:05:13.415 | | | | | | | | |
| (75) Callum McVEIGH | | | | | | | | | | | |
| 1 | 1:26.138 | +2.965 | 11:03:01.700 | | | | | | | | |
| 2 | 1:23.291 | +0.118 | 11:04:24.991 | | | | | | | | |
| 3 | 1:23.173 | | 11:05:48.164 | | | | | | | | |
| (66) Ryan ARMSTRONG | | | | | | | | | | | |
| 1 | 1:26.171 | +1.962 | 11:01:13.579 | | | | | | | | |
| 2 | 1:25.299 | +1.090 | 11:02:38.878 | | | | | | | | |
| 3 | 1:24.209 | | 11:04:03.087 | | | | | | | | |
| 4 | 1:24.808 | +0.599 | 11:05:27.895 | | | | | | | | |
| (24) Jessica WYLIE | | | | | | | | | | | |
| 1 | 1:35.525 | +1.728 | 11:01:29.824 | | | | | | | | |
| 2 | 1:33.797 | | 11:03:03.621 | | | | | | | | |
| 3 | 1:33.818 | +0.021 | 11:04:37.439 | | | | | | | | |
| 4 | 1:34.324 | +0.527 | 11:06:11.763 | | | | | | | | |


Clerk of the Course - Paul Fullerton

Orbits

Timekeepers - David Barr & Keith Mason

Results remain provisional until conclusion of technical/judicial matters

Signed:



(Chief Timekeeper)

Printed: 09/04/2022 11:07:31

Round 2, NI Superkart C'ships

Sorted on Laps

125cc Superkarts

Nutts Corner (SK) 0.784 miles

Race 1

09/04/2022 11:10

Race (8:00 and 1 Laps) started at 11:38:53

| Pos | No. | Name | Laps | Total Tm | Diff | Gap | Best Tm | In Lap | 2nd Best | Avg Tm |
|----------------|-----|-----------------|------|----------|-------|-------|---------|--------|----------|--------|
| 1 | IGP | Ian WALSH | 14 | 8:37.888 | | | 36.667 | 14 | 36.694 | 36.973 |
| 2 | 19 | Danny HYLAND | 14 | 8:38.022 | 0.134 | 0.134 | 36.517 | 14 | 36.681 | 37.001 |
| 3 | 55 | Ross WITHEROW | 14 | 8:43.886 | 5.998 | 5.864 | 36.945 | 8 | 36.982 | 37.386 |
| Not classified | | | | | | | | | | |
| DNF | 51 | Geoffrey SIMMS | 5 | 3:15.838 | DNF | | 38.548 | 4 | 38.559 | 39.065 |
| DNS | 53 | Alan CROSSEN | | | DNS | | | 0 | | |
| DNS | 17 | Scott GREENAWAY | | | DNS | | | 0 | | |

| Margin of Victory | Avg. Speed | Best Lap Tm | Best Speed | Best Lap by |
|-------------------|------------|-------------|------------|-------------------|
| 0.134 | 76.298 | 36.517 | 77.290 | 19 - Danny HYLAND |


Clerk of the Course - Paul Fullerton

Orbits

Timekeepers - David Barr & Keith Mason

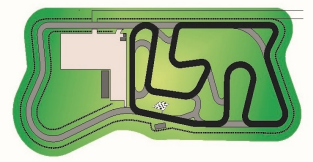
Results remain provisional until conclusion of technical/judicial matters

Signed:



Chief
Timekeeper





Round 2, NI Superkart C'ships

125cc Superkarts

Nutts Corner (SK) 0.784 miles

Race 1

09/04/2022 11:10

Race (8:00 and 1 Laps) started at 11:38:53

| Lap | Lap Tm | Diff | Time of Day |
|------------------------|---------------|--------|--------------|
| (IGP) Ian WALSH | | | |
| 1 | 38.424 | +1.757 | 11:39:32.683 |
| 2 | 37.068 | +0.401 | 11:40:09.751 |
| 3 | 37.112 | +0.445 | 11:40:46.863 |
| 4 | 36.940 | +0.273 | 11:41:23.803 |
| 5 | 36.753 | +0.086 | 11:42:00.556 |
| 6 | 36.881 | +0.214 | 11:42:37.437 |
| 7 | 36.906 | +0.239 | 11:43:14.343 |
| 8 | 36.824 | +0.157 | 11:43:51.167 |
| 9 | 36.945 | +0.278 | 11:44:28.112 |
| 10 | 36.694 | +0.027 | 11:45:04.806 |
| 11 | 36.850 | +0.183 | 11:45:41.656 |
| 12 | 36.862 | +0.195 | 11:46:18.518 |
| 13 | 36.697 | +0.030 | 11:46:55.215 |
| 14 | 36.667 | | 11:47:31.882 |

| | | | |
|--------------------------|---------------|--------|--------------|
| (19) Danny HYLAND | | | |
| 1 | 38.393 | +1.876 | 11:39:32.387 |
| 2 | 37.545 | +1.028 | 11:40:09.932 |
| 3 | 37.199 | +0.682 | 11:40:47.131 |
| 4 | 36.875 | +0.358 | 11:41:24.006 |
| 5 | 36.738 | +0.221 | 11:42:00.744 |
| 6 | 36.834 | +0.317 | 11:42:37.578 |
| 7 | 36.878 | +0.361 | 11:43:14.456 |
| 8 | 36.907 | +0.390 | 11:43:51.363 |
| 9 | 37.012 | +0.495 | 11:44:28.375 |
| 10 | 36.681 | +0.164 | 11:45:05.056 |
| 11 | 36.806 | +0.289 | 11:45:41.862 |
| 12 | 36.803 | +0.286 | 11:46:18.665 |
| 13 | 36.834 | +0.317 | 11:46:55.499 |
| 14 | 36.517 | | 11:47:32.016 |

| | | | |
|---------------------------|---------------|--------|--------------|
| (55) Ross WITHEROW | | | |
| 1 | 38.886 | +1.941 | 11:39:33.361 |
| 2 | 37.575 | +0.630 | 11:40:10.936 |
| 3 | 37.092 | +0.147 | 11:40:48.028 |
| 4 | 37.029 | +0.084 | 11:41:25.057 |
| 5 | 37.199 | +0.254 | 11:42:02.256 |
| 6 | 37.238 | +0.293 | 11:42:39.494 |
| 7 | 37.140 | +0.195 | 11:43:16.634 |
| 8 | 36.945 | | 11:43:53.579 |
| 9 | 36.982 | +0.037 | 11:44:30.561 |
| 10 | 37.000 | +0.055 | 11:45:07.561 |
| 11 | 37.469 | +0.524 | 11:45:45.030 |
| 12 | 37.206 | +0.261 | 11:46:22.236 |
| 13 | 37.649 | +0.704 | 11:46:59.885 |
| 14 | 37.995 | +1.050 | 11:47:37.880 |

| | | | |
|----------------------------|---------------|--------|--------------|
| (51) Geoffrey SIMMS | | | |
| 1 | 40.777 | +2.229 | 11:39:35.281 |
| 2 | 38.785 | +0.237 | 11:40:14.066 |
| 3 | 38.659 | +0.111 | 11:40:52.725 |
| 4 | 38.548 | | 11:41:31.273 |
| 5 | 38.559 | +0.011 | 11:42:09.832 |

Clerk of the Course - Paul Fullerton

Orbits

Timekeepers - David Barr & Keith Mason

Results remain provisional until conclusion of technical/judicial matters

Signed:  (Chief Timekeeper)

Printed: 09/04/2022 11:49:22



Round 2, NI Superkart C'ships
Sorted on Laps

250cc Superkarts

Nutts Corner (SK) 0.784 miles

Race 1

09/04/2022 12:45

Race (8:00 and 1 Laps) started at 11:24:48

| Pos | No. | Name | Laps | Total Tm | Diff | Gap | Best Tm | In Lap | 2nd Best | Avg Tm |
|----------------|-----|----------------|------|----------|--------|--------|---------|--------|----------|--------|
| 1 | 3 | Liam FOX | 15 | 8:44.939 | | | 34.388 | 4 | 34.515 | 34.976 |
| 2 | 27 | Alan WITHEROW | 15 | 8:45.228 | 0.289 | 0.289 | 34.193 | 9 | 34.310 | 34.987 |
| 3 | 43 | Brian JONES | 15 | 8:52.379 | 7.440 | 7.151 | 34.874 | 6 | 34.933 | 35.486 |
| 4 | 72 | Richard DEWART | 15 | 8:52.551 | 7.612 | 0.172 | 34.697 | 8 | 34.746 | 35.068 |
| 5 | 18 | Warren DEERY | 15 | 9:20.849 | 35.910 | 28.298 | 36.599 | 10 | 36.664 | 37.329 |
| 6 | 16 | Peter DEERY | 14 | 9:09.720 | 1 Lap | 1 Lap | 37.896 | 6 | 38.069 | 39.183 |
| Not classified | | | | | | | | | | |
| DNF | 40 | Aaron NEWELL | 12 | 8:00.380 | DNF | | 34.364 | 11 | 34.484 | 40.031 |
| DNS | 12 | Eoin BUCKLEY | | | DNS | | | 0 | | |

| Margin of Victory | Avg. Speed | Best Lap Tm | Best Speed | Best Lap by |
|-------------------|------------|-------------|------------|--------------------|
| 0.289 | 80.649 | 34.193 | 82.543 | 27 - Alan WITHEROW |


Clerk of the Course - Paul Fullerton

Orbits

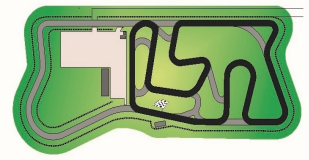
Timekeepers - David Barr & Keith Mason

Results remain provisional until conclusion of technical/judicial matters

Signed:



 Chief
 Timekeeper



Round 2, NI Superkart C'ships

250cc Superkarts

Nutts Corner (SK) 0.784 miles

Race 1

09/04/2022 12:45

Race (8:00 and 1 Laps) started at 11:24:48

| Lap | Lap Tm | Diff | Time of Day |
|---------------------|---------------|--------|--------------|
| (3) Liam FOX | | | |
| 1 | 36.859 | +2.471 | 11:25:25.538 |
| 2 | 35.170 | +0.782 | 11:26:00.708 |
| 3 | 34.863 | +0.475 | 11:26:35.571 |
| 4 | 34.388 | | 11:27:09.959 |
| 5 | 34.675 | +0.287 | 11:27:44.634 |
| 6 | 34.671 | +0.283 | 11:28:19.305 |
| 7 | 34.606 | +0.218 | 11:28:53.911 |
| 8 | 34.515 | +0.127 | 11:29:28.426 |
| 9 | 34.759 | +0.371 | 11:30:03.185 |
| 10 | 34.677 | +0.289 | 11:30:37.862 |
| 11 | 34.624 | +0.236 | 11:31:12.486 |
| 12 | 35.896 | +1.508 | 11:31:48.382 |
| 13 | 35.510 | +1.122 | 11:32:23.892 |
| 14 | 34.818 | +0.430 | 11:32:58.710 |
| 15 | 34.609 | +0.221 | 11:33:33.319 |

| | | | |
|---------------------------|---------------|--------|--------------|
| (27) Alan WITHEROW | | | |
| 1 | 37.865 | +3.672 | 11:25:26.662 |
| 2 | 35.393 | +1.200 | 11:26:02.055 |
| 3 | 34.722 | +0.529 | 11:26:36.777 |
| 4 | 34.928 | +0.735 | 11:27:11.705 |
| 5 | 34.781 | +0.588 | 11:27:46.486 |
| 6 | 34.537 | +0.344 | 11:28:21.023 |
| 7 | 34.724 | +0.531 | 11:28:55.747 |
| 8 | 34.382 | +0.189 | 11:29:30.129 |
| 9 | 34.193 | | 11:30:04.322 |
| 10 | 34.310 | +0.117 | 11:30:38.632 |
| 11 | 34.580 | +0.387 | 11:31:13.212 |
| 12 | 35.402 | +1.209 | 11:31:48.614 |
| 13 | 35.398 | +1.205 | 11:32:24.012 |
| 14 | 34.913 | +0.720 | 11:32:58.925 |
| 15 | 34.683 | +0.490 | 11:33:33.608 |

| | | | |
|-------------------------|---------------|--------|--------------|
| (43) Brian JONES | | | |
| 1 | 37.187 | +2.313 | 11:25:25.642 |
| 2 | 35.326 | +0.452 | 11:26:00.968 |
| 3 | 34.933 | +0.059 | 11:26:35.901 |
| 4 | 35.154 | +0.280 | 11:27:11.055 |
| 5 | 34.959 | +0.085 | 11:27:46.014 |
| 6 | 34.874 | | 11:28:20.888 |
| 7 | 35.105 | +0.231 | 11:28:55.993 |
| 8 | 35.005 | +0.131 | 11:29:30.998 |
| 9 | 34.971 | +0.097 | 11:30:05.969 |
| 10 | 35.442 | +0.568 | 11:30:41.411 |
| 11 | 36.043 | +1.169 | 11:31:17.454 |
| 12 | 36.559 | +1.685 | 11:31:54.013 |
| 13 | 36.085 | +1.211 | 11:32:30.098 |
| 14 | 35.323 | +0.449 | 11:33:05.421 |
| 15 | 35.338 | +0.464 | 11:33:40.759 |

| | | | |
|----------------------------|---------------|--------|--------------|
| (72) Richard DEWART | | | |
| 1 | 35.570 | +0.873 | 11:25:30.468 |
| 2 | 35.098 | +0.401 | 11:26:05.566 |
| 3 | 35.337 | +0.640 | 11:26:40.903 |
| 4 | 35.433 | +0.736 | 11:27:16.336 |
| 5 | 34.851 | +0.154 | 11:27:51.187 |
| 6 | 35.065 | +0.368 | 11:28:26.252 |
| 7 | 34.796 | +0.099 | 11:29:01.048 |
| 8 | 34.697 | | 11:29:35.745 |
| 9 | 34.746 | +0.049 | 11:30:10.491 |
| 10 | 34.879 | +0.182 | 11:30:45.370 |
| 11 | 34.875 | +0.178 | 11:31:20.245 |
| 12 | 36.054 | +1.357 | 11:31:56.299 |
| 13 | 34.953 | +0.256 | 11:32:31.252 |

| Lap | Lap Tm | Diff | Time of Day |
|--------------------------|---------------|--------|--------------|
| 14 | 34.803 | +0.106 | 11:33:06.055 |
| 15 | 34.876 | +0.179 | 11:33:40.931 |
| (18) Warren DEERY | | | |
| 1 | 38.774 | +2.175 | 11:25:28.064 |
| 2 | 37.486 | +0.887 | 11:26:05.550 |
| 3 | 37.591 | +0.992 | 11:26:43.141 |
| 4 | 37.105 | +0.506 | 11:27:20.246 |
| 5 | 37.075 | +0.476 | 11:27:57.321 |
| 6 | 36.970 | +0.371 | 11:28:34.291 |
| 7 | 36.664 | +0.065 | 11:29:10.955 |
| 8 | 37.144 | +0.545 | 11:29:48.099 |
| 9 | 36.748 | +0.149 | 11:30:24.847 |
| 10 | 36.599 | | 11:31:01.446 |
| 11 | 36.939 | +0.340 | 11:31:38.385 |
| 12 | 38.330 | +1.731 | 11:32:16.715 |
| 13 | 37.024 | +0.425 | 11:32:53.739 |
| 14 | 37.055 | +0.456 | 11:33:30.794 |
| 15 | 38.435 | +1.836 | 11:34:09.229 |

| | | | |
|-------------------------|---------------|--------|--------------|
| (16) Peter DEERY | | | |
| 1 | 41.217 | +3.321 | 11:25:30.753 |
| 2 | 38.969 | +1.073 | 11:26:09.722 |
| 3 | 38.472 | +0.576 | 11:26:48.194 |
| 4 | 38.069 | +0.173 | 11:27:26.263 |
| 5 | 38.302 | +0.406 | 11:28:04.565 |
| 6 | 37.896 | | 11:28:42.461 |
| 7 | 38.370 | +0.474 | 11:29:20.831 |
| 8 | 38.413 | +0.517 | 11:29:59.244 |
| 9 | 39.197 | +1.301 | 11:30:38.441 |
| 10 | 39.890 | +1.994 | 11:31:18.331 |
| 11 | 41.249 | +3.353 | 11:31:59.580 |
| 12 | 38.755 | +0.859 | 11:32:38.335 |
| 13 | 39.757 | +1.861 | 11:33:18.092 |
| 14 | 40.008 | +2.112 | 11:33:58.100 |

| | | | |
|--------------------------|---------------|-----------|--------------|
| (40) Aaron NEWELL | | | |
| 1 | 36.803 | +2.439 | 11:25:25.183 |
| 2 | 35.130 | +0.766 | 11:26:00.313 |
| 3 | 34.796 | +0.432 | 11:26:35.109 |
| 4 | 34.496 | +0.132 | 11:27:09.605 |
| 5 | 34.802 | +0.438 | 11:27:44.407 |
| 6 | 34.484 | +0.120 | 11:28:18.891 |
| 7 | 35.111 | +0.747 | 11:28:54.002 |
| 8 | 34.628 | +0.264 | 11:29:28.630 |
| 9 | 34.635 | +0.271 | 11:30:03.265 |
| 10 | 34.936 | +0.572 | 11:30:38.201 |
| 11 | 34.364 | | 11:31:12.565 |
| 12 | 1:36.195 | +1:01.831 | 11:32:48.760 |


Clerk of the Course - Paul Fullerton

Orbits

Timekeepers - David Barr & Keith Mason

Results remain provisional until conclusion of technical/judicial matters

Signed:



(Chief Timekeeper)

Printed: 09/04/2022 11:36:10



Round 2, NI Karting Championships
Sorted on Laps

Senior Max

Nutts Corner National Circuit 0.829 miles

Heat 2

09/04/2022 10:55

Race (8:00 and 1 Laps) started at 11:55:05

| Pos | No. | Name | Laps | Total Tm | Diff | Gap | Best Tm | In Lap | 2nd Best | Avg Tm |
|------------|-----|--------------------|------|-----------|--------|--------|---------|--------|----------|----------|
| Senior Max | | | | | | | | | | |
| 1 | 1 | Conor McPOLIN | 10 | 9:42.696 | 1 Lap | 0.221 | 56.027 | 2 | 56.332 | 58.134 |
| 2 | 33 | Pearse MURTAGH | 10 | 9:47.080 | 1 Lap | 4.384 | 56.286 | 2 | 57.479 | 58.683 |
| 3 | 26 | Daniel CONLON | 10 | 9:47.348 | 1 Lap | 0.268 | 56.519 | 2 | 57.096 | 58.700 |
| 4 | 32 | Gary BLAIR | 10 | 9:48.463 | 1 Lap | 1.115 | 56.531 | 3 | 56.987 | 58.797 |
| 5 | 36 | Neville BELL | 10 | 9:49.414 | 1 Lap | 0.951 | 56.464 | 2 | 57.048 | 58.923 |
| 6 | 22 | Paul PRENTICE | 10 | 9:51.085 | 1 Lap | 1.671 | 57.326 | 2 | 57.713 | 59.045 |
| 7 | 43 | Ben McFALL | 10 | 9:53.053 | 1 Lap | 1.968 | 56.393 | 2 | 56.568 | 58.805 |
| 8 | NW | Simon ALLEN | 10 | 9:56.454 | 1 Lap | 3.401 | 57.136 | 3 | 57.242 | 59.500 |
| 9 | 20 | Zak LECKEY | 10 | 9:58.363 | 1 Lap | 1.909 | 56.447 | 2 | 56.792 | 59.702 |
| 10 | 24 | Jason HETHERINGTON | 10 | 10:01.115 | 1 Lap | 2.752 | 57.505 | 2 | 57.507 | 1:00.042 |
| 11 | 56 | Connor SMITH | 6 | 5:57.051 | 5 Laps | 4 Laps | 57.684 | 3 | 58.475 | 59.147 |
| 12 | 35 | James GILLILAND | 2 | 1:54.087 | 9 Laps | 4 Laps | 56.366 | 2 | 57.643 | 57.004 |

Senior Max 177

| | | | | | | | | | | |
|---|----|--------------|----|-----------|--|--|--------|---|--------|----------|
| 1 | 21 | Jamie LECKEY | 10 | 10:06.340 | | | 57.822 | 3 | 58.137 | 1:00.473 |
|---|----|--------------|----|-----------|--|--|--------|---|--------|----------|

Announcements

Driver No. 43: 5-sec penalty C2.3.4 (incorrectly positioned front fairing)

| Margin of Victory | Avg. Speed | Best Lap Tm | Best Speed | Best Lap by |
|-------------------|------------|-------------|------------|-------------------|
| 4.384 | 51.204 | 56.027 | 53.253 | 1 - Conor McPOLIN |


Clerk of the Course - Paul Fullerton

Orbits

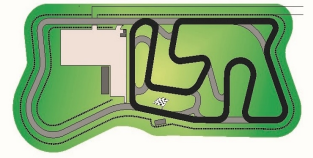
Timekeepers - David Barr & Keith Mason

Results remain provisional until conclusion of technical/judicial matters

Signed:



 Chief
Timekeeper

Round 2, NI Karting Championships

Senior Max

Nutts Corner National Circuit 0.829 miles

Heat 2

09/04/2022 10:55

Race (8:00 and 1 Laps) started at 11:55:05

| Lap | Lap Tm | Diff | Time of Day |
|--------------------------|---------------|--------|--------------|
| (1) Conor McPOLIN | | | |
| 1 | 57.837 | +1.810 | 11:56:04.397 |
| 2 | 56.027 | | 11:57:00.424 |
| 3 | 56.332 | +0.305 | 11:57:56.756 |
| 4 | 56.827 | +0.800 | 11:58:53.583 |
| 5 | 58.589 | +2.562 | 11:59:52.172 |
| 6 | 58.295 | +2.268 | 12:00:50.467 |
| 7 | 59.411 | +3.384 | 12:01:49.878 |
| 8 | 59.298 | +3.271 | 12:02:49.176 |
| 9 | 57.470 | +1.443 | 12:03:46.646 |
| 10 | 1:01.258 | +5.231 | 12:04:47.904 |

| | | | |
|----------------------------|---------------|--------|--------------|
| (33) Pearse MURTAGH | | | |
| 1 | 57.739 | +1.453 | 11:56:03.196 |
| 2 | 56.286 | | 11:56:59.482 |
| 3 | 57.993 | +1.707 | 11:57:57.475 |
| 4 | 57.479 | +1.193 | 11:58:54.954 |
| 5 | 58.654 | +2.368 | 11:59:53.608 |
| 6 | 58.140 | +1.854 | 12:00:51.748 |
| 7 | 59.611 | +3.325 | 12:01:51.359 |
| 8 | 59.295 | +3.009 | 12:02:50.654 |
| 9 | 58.531 | +2.245 | 12:03:49.185 |
| 10 | 1:03.103 | +6.817 | 12:04:52.288 |

| | | | |
|---------------------------|---------------|--------|--------------|
| (26) Daniel CONLON | | | |
| 1 | 57.944 | +1.425 | 11:56:03.496 |
| 2 | 56.519 | | 11:57:00.015 |
| 3 | 57.096 | +0.577 | 11:57:57.111 |
| 4 | 57.176 | +0.657 | 11:58:54.287 |
| 5 | 58.689 | +2.170 | 11:59:52.976 |
| 6 | 58.709 | +2.190 | 12:00:51.685 |
| 7 | 1:00.531 | +4.012 | 12:01:52.216 |
| 8 | 59.379 | +2.860 | 12:02:51.595 |
| 9 | 58.388 | +1.869 | 12:03:49.983 |
| 10 | 1:02.573 | +6.054 | 12:04:52.556 |

| | | | |
|------------------------|---------------|--------|--------------|
| (32) Gary BLAIR | | | |
| 1 | 58.479 | +1.948 | 11:56:04.176 |
| 2 | 56.987 | +0.456 | 11:57:01.163 |
| 3 | 56.531 | | 11:57:57.694 |
| 4 | 57.863 | +1.332 | 11:58:55.557 |
| 5 | 58.946 | +2.415 | 11:59:54.503 |
| 6 | 57.676 | +1.145 | 12:00:52.179 |
| 7 | 1:00.174 | +3.643 | 12:01:52.353 |
| 8 | 59.434 | +2.903 | 12:02:51.787 |
| 9 | 58.868 | +2.337 | 12:03:50.655 |
| 10 | 1:03.016 | +6.485 | 12:04:53.671 |

| | | | |
|--------------------------|---------------|--------|--------------|
| (36) Neville BELL | | | |
| 1 | 58.541 | +2.077 | 11:56:03.924 |
| 2 | 56.464 | | 11:57:00.388 |
| 3 | 57.048 | +0.584 | 11:57:57.436 |
| 4 | 58.391 | +1.927 | 11:58:55.827 |
| 5 | 58.507 | +2.043 | 11:59:54.334 |
| 6 | 57.640 | +1.176 | 12:00:51.974 |
| 7 | 1:00.731 | +4.267 | 12:01:52.705 |
| 8 | 59.425 | +2.961 | 12:02:52.130 |
| 9 | 58.219 | +1.755 | 12:03:50.349 |
| 10 | 1:04.273 | +7.809 | 12:04:54.622 |

| | | | |
|---------------------------|---------------|--------|--------------|
| (22) Paul PRENTICE | | | |
| 1 | 59.255 | +1.929 | 11:56:05.097 |
| 2 | 57.326 | | 11:57:02.423 |
| 3 | 57.713 | +0.387 | 11:58:00.136 |
| 4 | 57.987 | +0.661 | 11:58:58.123 |

| | | | |
|----|----------|--------|--------------|
| 5 | 58.591 | +1.265 | 11:59:56.714 |
| 6 | 58.008 | +0.682 | 12:00:54.722 |
| 7 | 59.964 | +2.638 | 12:01:54.686 |
| 8 | 59.934 | +2.608 | 12:02:54.620 |
| 9 | 58.916 | +1.590 | 12:03:53.536 |
| 10 | 1:02.757 | +5.431 | 12:04:56.293 |

| | | | |
|------------------------|---------------|--------|--------------|
| (43) Ben McFALL | | | |
| 1 | 57.555 | +1.162 | 11:56:02.763 |
| 2 | 56.393 | | 11:56:59.156 |
| 3 | 56.568 | +0.175 | 11:57:55.724 |
| 4 | 57.294 | +0.901 | 11:58:53.018 |
| 5 | 58.829 | +2.436 | 11:59:51.847 |
| 6 | 59.683 | +3.290 | 12:00:51.530 |
| 7 | 1:00.232 | +3.839 | 12:01:51.762 |
| 8 | 59.425 | +3.032 | 12:02:51.187 |
| 9 | 58.175 | +1.782 | 12:03:49.362 |
| 10 | 1:03.899 | +7.506 | 12:04:53.261 |

| | | | |
|-------------------------|---------------|--------|--------------|
| (NW) Simon ALLEN | | | |
| 1 | 1:00.481 | +3.345 | 11:56:07.137 |
| 2 | 57.242 | +0.106 | 11:57:04.379 |
| 3 | 57.136 | | 11:58:01.515 |
| 4 | 58.419 | +1.283 | 11:58:59.934 |
| 5 | 59.389 | +2.253 | 11:59:59.323 |
| 6 | 58.814 | +1.678 | 12:00:58.137 |
| 7 | 1:00.930 | +3.794 | 12:01:59.067 |
| 8 | 59.906 | +2.770 | 12:02:58.973 |
| 9 | 59.316 | +2.180 | 12:03:58.289 |
| 10 | 1:03.373 | +6.237 | 12:05:01.662 |

| | | | |
|------------------------|---------------|---------|--------------|
| (20) Zak LECKEY | | | |
| 1 | 1:05.579 | +9.132 | 11:56:12.125 |
| 2 | 56.447 | | 11:57:08.572 |
| 3 | 56.792 | +0.345 | 11:58:05.364 |
| 4 | 57.906 | +1.459 | 11:59:03.270 |
| 5 | 57.922 | +1.475 | 12:00:01.192 |
| 6 | 57.172 | +0.725 | 12:00:58.364 |
| 7 | 1:03.070 | +6.623 | 12:02:01.434 |
| 8 | 58.361 | +1.914 | 12:02:59.795 |
| 9 | 57.315 | +0.868 | 12:03:57.110 |
| 10 | 1:06.461 | +10.014 | 12:05:03.571 |

| | | | |
|--------------------------------|---------------|--------|--------------|
| (24) Jason HETHERINGTON | | | |
| 1 | 1:00.314 | +2.809 | 11:56:06.214 |
| 2 | 57.505 | | 11:57:03.719 |
| 3 | 57.507 | +0.002 | 11:58:01.226 |
| 4 | 58.094 | +0.589 | 11:58:59.320 |
| 5 | 59.727 | +2.222 | 11:59:59.047 |
| 6 | 59.044 | +1.539 | 12:00:58.091 |
| 7 | 1:05.509 | +8.004 | 12:02:03.600 |
| 8 | 59.588 | +2.083 | 12:03:03.188 |
| 9 | 58.869 | +1.364 | 12:04:02.057 |
| 10 | 1:04.266 | +6.761 | 12:05:06.323 |

| | | | |
|--------------------------|---------------|---------|--------------|
| (21) Jamie LECKEY | | | |
| 1 | 1:02.048 | +4.226 | 11:56:08.859 |
| 2 | 58.137 | +0.315 | 11:57:06.996 |
| 3 | 57.822 | | 11:58:04.818 |
| 4 | 58.402 | +0.580 | 11:59:03.220 |
| 5 | 59.869 | +2.047 | 12:00:03.089 |
| 6 | 58.893 | +1.071 | 12:01:01.982 |
| 7 | 1:00.972 | +3.150 | 12:02:02.954 |
| 8 | 59.852 | +2.030 | 12:03:02.806 |
| 9 | 59.479 | +1.657 | 12:04:02.285 |
| 10 | 1:09.263 | +11.441 | 12:05:11.548 |

| | | | |
|--------------------------|---------------|--------|--------------|
| (56) Connor SMITH | | | |
| 1 | 1:01.755 | +4.071 | 11:56:09.132 |
| 2 | 58.475 | +0.791 | 11:57:07.607 |
| 3 | 57.684 | | 11:58:05.291 |
| 4 | 58.952 | +1.268 | 11:59:04.243 |
| 5 | 59.169 | +1.485 | 12:00:03.412 |
| 6 | 58.847 | +1.163 | 12:01:02.259 |

| | | | |
|-----------------------------|---------------|--------|--------------|
| (35) James GILLILAND | | | |
| 1 | 57.643 | +1.277 | 11:56:02.929 |
| 2 | 56.366 | | 11:56:59.295 |


Clerk of the Course - Paul Fullerton

Orbits

Timekeepers - David Barr & Keith Mason

Results remain provisional until conclusion of technical/judicial matters

Signed:



(Chief Timekeeper)

Printed: 09/04/2022 12:20:52



Round 2, NI Karting Championships
Sorted on Laps

Iame/Honda Cadet

Nutts Corner National Circuit 0.829 miles

Heat 2

09/04/2022 11:10

Race (8:00 and 1 Laps) started at 12:13:35

| Pos | No. | Name | Laps | Total Tm | Diff | Gap | Best Tm | In Lap | 2nd Best | Avg Tm |
|-------------|-----|------------------|------|-----------|--------|--------|----------|--------|----------|----------|
| Honda Cadet | | | | | | | | | | |
| 1 | 60 | Joel MURPHY | 8 | 9:47.977 | | | 1:12.691 | 7 | 1:13.077 | 1:13.497 |
| 2 | 29 | Noah McFARLANE | 8 | 10:01.491 | 13.514 | 13.514 | 1:13.398 | 5 | 1:13.523 | 1:14.473 |
| 3 | 18 | Archie CONDY | 8 | 10:01.674 | 13.697 | 0.183 | 1:14.022 | 7 | 1:14.095 | 1:15.186 |
| 4 | 19 | Conan WARNOCK | 8 | 10:05.983 | 18.006 | 4.309 | 1:14.076 | 7 | 1:14.173 | 1:15.691 |
| 5 | 32 | Harry McDOWELL | 8 | 10:09.778 | 21.801 | 3.795 | 1:14.367 | 8 | 1:14.724 | 1:16.047 |
| 6 | 54 | Max COLBERT | 8 | 10:09.985 | 22.008 | 0.207 | 1:13.862 | 7 | 1:14.044 | 1:15.463 |
| 7 | 46 | Evan PURCELL | 8 | 10:10.835 | 22.858 | 0.850 | 1:13.871 | 7 | 1:14.540 | 1:15.661 |
| 8 | 36 | Declan NOBLE | 8 | 10:17.414 | 29.437 | 6.579 | 1:15.909 | 7 | 1:16.140 | 1:17.171 |
| 9 | 17 | Charlie CONDY | 8 | 10:18.505 | 30.528 | 1.091 | 1:15.362 | 4 | 1:15.414 | 1:17.268 |
| 10 | 35 | Harry MONTGOMERY | 8 | 10:37.844 | 49.867 | 19.339 | 1:17.966 | 4 | 1:18.097 | 1:19.700 |

Not classified

| | | | | | | | | | | |
|-----|----|--------------|--|--|-----|--|--|---|--|--|
| DNS | 25 | Joshua WYLIE | | | DNS | | | 0 | | |
|-----|----|--------------|--|--|-----|--|--|---|--|--|

Iame Cadet

| | | | | | | | | | | |
|---|-----|------------------|---|-----------|--------|--------|----------|---|----------|----------|
| 1 | 10 | Charlie BLAIR | 8 | 10:09.448 | | | 1:14.456 | 8 | 1:14.492 | 1:15.740 |
| 2 | 193 | Andie STEWART | 8 | 10:34.210 | 24.762 | 24.762 | 1:18.009 | 8 | 1:18.148 | 1:18.870 |
| 3 | 93 | Johnston STEWART | 8 | 10:46.085 | 36.637 | 11.875 | 1:17.876 | 2 | 1:17.902 | 1:20.417 |

Announcements

Drivers No. 29, 46 & 54: 5-sec penalty C2.3.4 (incorrectly positioned front fairing)

| Margin of Victory | Avg. Speed | Best Lap Tm | Best Speed | Best Lap by |
|-------------------|------------|-------------|------------|------------------|
| 13.514 | 40.595 | 1:12.691 | 41.045 | 60 - Joel MURPHY |


Clerk of the Course - Paul Fullerton

Orbits

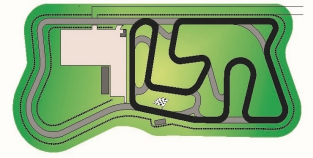
Timekeepers - David Barr & Keith Mason

Results remain provisional until conclusion of technical/judicial matters

Signed:



 Chief
 Timekeeper



Round 2, NI Karting Championships

Class: Iame/Honda Cadet

Circuit: Nutts Corner National Circuit 0.829 miles

Heat 2

Date/Time: 09/04/2022 11:10

Race (8:00 and 1 Laps) started at 12:13:35

| Lap | Lap Tm | Diff | Time of Day |
|----------------------------|-----------------|--------|--------------|
| (60) Joel MURPHY | | | |
| 1 | 1:15.111 | +2.420 | 12:14:50.951 |
| 2 | 1:13.639 | +0.948 | 12:16:04.590 |
| 3 | 1:13.189 | +0.498 | 12:17:17.779 |
| 4 | 1:13.554 | +0.863 | 12:18:31.333 |
| 5 | 1:13.198 | +0.507 | 12:19:44.531 |
| 6 | 1:13.077 | +0.386 | 12:20:57.608 |
| 7 | 1:12.691 | | 12:22:10.299 |
| 8 | 1:13.518 | +0.827 | 12:23:23.817 |
| (29) Noah McFARLANE | | | |
| 1 | 1:18.214 | +4.816 | 12:14:54.761 |
| 2 | 1:15.267 | +1.869 | 12:16:10.028 |
| 3 | 1:14.089 | +0.691 | 12:17:24.117 |
| 4 | 1:13.741 | +0.343 | 12:18:37.858 |
| 5 | 1:13.398 | | 12:19:51.256 |
| 6 | 1:13.565 | +0.167 | 12:21:04.821 |
| 7 | 1:13.987 | +0.589 | 12:22:18.808 |
| 8 | 1:13.523 | +0.125 | 12:23:32.331 |
| (18) Archie CONDY | | | |
| 1 | 1:17.360 | +3.338 | 12:14:53.383 |
| 2 | 1:15.779 | +1.757 | 12:16:09.162 |
| 3 | 1:15.603 | +1.581 | 12:17:24.765 |
| 4 | 1:15.307 | +1.285 | 12:18:40.072 |
| 5 | 1:14.623 | +0.601 | 12:19:54.695 |
| 6 | 1:14.702 | +0.680 | 12:21:09.397 |
| 7 | 1:14.022 | | 12:22:23.419 |
| 8 | 1:14.095 | +0.073 | 12:23:37.514 |
| (19) Conan WARNOCK | | | |
| 1 | 1:19.181 | +5.105 | 12:14:55.470 |
| 2 | 1:17.458 | +3.382 | 12:16:12.928 |
| 3 | 1:16.517 | +2.441 | 12:17:29.445 |
| 4 | 1:15.345 | +1.269 | 12:18:44.790 |
| 5 | 1:14.434 | +0.358 | 12:19:59.224 |
| 6 | 1:14.173 | +0.097 | 12:21:13.397 |
| 7 | 1:14.076 | | 12:22:27.473 |
| 8 | 1:14.350 | +0.274 | 12:23:41.823 |
| (10) Charlie BLAIR | | | |
| 1 | 1:18.381 | +3.925 | 12:14:57.745 |
| 2 | 1:17.082 | +2.626 | 12:16:14.827 |
| 3 | 1:15.745 | +1.289 | 12:17:30.572 |
| 4 | 1:15.144 | +0.688 | 12:18:45.716 |
| 5 | 1:15.512 | +1.056 | 12:20:01.228 |
| 6 | 1:15.112 | +0.656 | 12:21:16.340 |
| 7 | 1:14.492 | +0.036 | 12:22:30.832 |
| 8 | 1:14.456 | | 12:23:45.288 |
| (32) Harry McDOWELL | | | |
| 1 | 1:18.692 | +4.325 | 12:14:55.934 |
| 2 | 1:18.029 | +3.662 | 12:16:13.963 |
| 3 | 1:16.761 | +2.394 | 12:17:30.724 |
| 4 | 1:15.630 | +1.263 | 12:18:46.354 |
| 5 | 1:15.229 | +0.862 | 12:20:01.583 |
| 6 | 1:14.944 | +0.577 | 12:21:16.527 |
| 7 | 1:14.724 | +0.357 | 12:22:31.251 |
| 8 | 1:14.367 | | 12:23:45.618 |
| (54) Max COLBERT | | | |
| 1 | 1:17.882 | +4.020 | 12:14:55.003 |
| 2 | 1:17.796 | +3.934 | 12:16:12.799 |
| 3 | 1:16.184 | +2.322 | 12:17:28.983 |
| 4 | 1:14.691 | +0.829 | 12:18:43.674 |

| Lap | Lap Tm | Diff | Time of Day |
|------------------------------|-----------------|---------|--------------|
| 5 | 1:15.131 | +1.269 | 12:19:58.805 |
| 6 | 1:14.044 | +0.182 | 12:21:12.849 |
| 7 | 1:13.862 | | 12:22:26.711 |
| 8 | 1:14.114 | +0.252 | 12:23:40.825 |
| (46) Evan PURCELL | | | |
| 1 | 1:18.881 | +5.010 | 12:14:55.261 |
| 2 | 1:17.463 | +3.592 | 12:16:12.724 |
| 3 | 1:16.053 | +2.182 | 12:17:28.777 |
| 4 | 1:14.816 | +0.945 | 12:18:43.593 |
| 5 | 1:15.097 | +1.226 | 12:19:58.690 |
| 6 | 1:14.540 | +0.669 | 12:21:13.230 |
| 7 | 1:13.871 | | 12:22:27.101 |
| 8 | 1:14.574 | +0.703 | 12:23:41.675 |
| (36) Declan NOBLE | | | |
| 1 | 1:18.573 | +2.664 | 12:14:54.452 |
| 2 | 1:18.169 | +2.260 | 12:16:12.621 |
| 3 | 1:17.985 | +2.076 | 12:17:30.606 |
| 4 | 1:17.426 | +1.517 | 12:18:48.032 |
| 5 | 1:16.810 | +0.901 | 12:20:04.842 |
| 6 | 1:16.363 | +0.454 | 12:21:21.205 |
| 7 | 1:15.909 | | 12:22:37.114 |
| 8 | 1:16.140 | +0.231 | 12:23:53.254 |
| (17) Charlie CONDY | | | |
| 1 | 1:18.329 | +2.967 | 12:14:54.526 |
| 2 | 1:18.917 | +3.555 | 12:16:13.443 |
| 3 | 1:15.813 | +0.451 | 12:17:29.256 |
| 4 | 1:15.362 | | 12:18:44.618 |
| 5 | 1:15.992 | +0.630 | 12:20:00.610 |
| 6 | 1:15.505 | +0.143 | 12:21:16.115 |
| 7 | 1:22.816 | +7.454 | 12:22:38.931 |
| 8 | 1:15.414 | +0.052 | 12:23:54.345 |
| (193) Andie STEWART | | | |
| 1 | 1:20.176 | +2.167 | 12:14:59.261 |
| 2 | 1:18.845 | +0.836 | 12:16:18.106 |
| 3 | 1:18.510 | +0.501 | 12:17:36.616 |
| 4 | 1:18.561 | +0.552 | 12:18:55.177 |
| 5 | 1:18.148 | +0.139 | 12:20:13.325 |
| 6 | 1:18.265 | +0.256 | 12:21:31.590 |
| 7 | 1:20.451 | +2.442 | 12:22:52.041 |
| 8 | 1:18.009 | | 12:24:10.050 |
| (35) Harry MONTGOMERY | | | |
| 1 | 1:20.851 | +2.885 | 12:14:56.931 |
| 2 | 1:18.097 | +0.131 | 12:16:15.028 |
| 3 | 1:18.149 | +0.183 | 12:17:33.177 |
| 4 | 1:17.966 | | 12:18:51.143 |
| 5 | 1:19.654 | +1.688 | 12:20:10.797 |
| 6 | 1:20.228 | +2.262 | 12:21:31.025 |
| 7 | 1:24.257 | +6.291 | 12:22:55.282 |
| 8 | 1:18.402 | +0.436 | 12:24:13.684 |
| (93) Johnston STEWART | | | |
| 1 | 1:19.005 | +1.129 | 12:14:57.590 |
| 2 | 1:17.876 | | 12:16:15.466 |
| 3 | 1:18.254 | +0.378 | 12:17:33.720 |
| 4 | 1:17.902 | +0.026 | 12:18:51.622 |
| 5 | 1:19.500 | +1.624 | 12:20:11.122 |
| 6 | 1:20.245 | +2.369 | 12:21:31.367 |
| 7 | 1:20.175 | +2.299 | 12:22:51.542 |
| 8 | 1:30.383 | +12.507 | 12:24:21.925 |

Clerk of the Course - Paul Fullerton

Orbits

Timekeepers - David Barr & Keith Mason

Results remain provisional until conclusion of technical/judicial matters

Signed:  (Chief Timekeeper)



Round 2, NI Karting Championships
Sorted on Laps

Junior/Mini Max

Nutts Corner National Circuit 0.829 miles

Heat 2

09/04/2022 11:25

Race (8:00 and 1 Laps) started at 13:07:37

| Pos | No. | Name | Laps | Total Tm | Diff | Gap | Best Tm | In Lap | 2nd Best | Avg Tm |
|------------|-----|---------------------------|------|-----------|--------|--------|----------|--------|----------|----------|
| Junior Max | | | | | | | | | | |
| 1 | 46 | Bobby Joe McFALL | 9 | 9:43.191 | | | 1:03.774 | 9 | 1:03.785 | 1:04.799 |
| 2 | 36 | Joe GARDINER | 9 | 9:48.102 | 4.911 | 4.911 | 1:04.304 | 7 | 1:04.534 | 1:05.042 |
| 3 | 72 | Gavin DEWART | 9 | 9:50.424 | 7.233 | 2.322 | 1:04.302 | 8 | 1:04.350 | 1:05.045 |
| 4 | 14 | Carter KELLY | 9 | 9:50.875 | 7.684 | 0.451 | 1:04.106 | 9 | 1:04.305 | 1:05.596 |
| 5 | 15 | James ROBINSON | 9 | 9:53.527 | 10.336 | 2.652 | 1:04.515 | 9 | 1:04.559 | 1:05.921 |
| 6 | 34 | Peter GILLILAND | 9 | 9:53.997 | 10.806 | 0.470 | 1:04.348 | 9 | 1:04.778 | 1:05.968 |
| 7 | 19 | Adam McGIVERN | 9 | 10:05.747 | 22.556 | 11.750 | 1:05.896 | 9 | 1:06.423 | 1:07.235 |
| 8 | 37 | Steve MONTGOMERY | 9 | 10:25.539 | 42.348 | 19.792 | 1:05.613 | 9 | 1:06.237 | 1:09.466 |
| Mini Max | | | | | | | | | | |
| 1 | 22 | Cole McFADDEN BIGGERSTAFF | 9 | 10:24.008 | | | 1:08.130 | 9 | 1:08.517 | 1:09.191 |
| 2 | 30 | John O'NEILL | 9 | 10:45.698 | 21.690 | 21.690 | 1:10.157 | 5 | 1:10.224 | 1:11.536 |
| 3 | 55 | Dennis CHERRY | 9 | 10:45.743 | 21.735 | 0.045 | 1:09.665 | 9 | 1:10.035 | 1:11.586 |
| 4 | 88 | Lewis ARTHUR | 9 | 10:51.964 | 27.956 | 6.221 | 1:10.484 | 8 | 1:10.677 | 1:12.255 |

Announcements

Driver No. 72: 5-sec penalty C2.3.4 (incorrectly positioned front fairing)

| Margin of Victory | Avg. Speed | Best Lap Tm | Best Speed | Best Lap by |
|-------------------|------------|-------------|------------|-----------------------|
| 4.911 | 46.044 | 1:03.774 | 46.784 | 46 - Bobby Joe McFALL |


Clerk of the Course - Paul Fullerton

Orbits

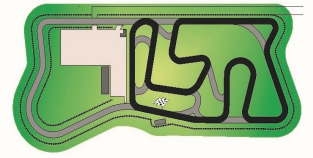
Timekeepers - David Barr & Keith Mason

Results remain provisional until conclusion of technical/judicial matters

Signed:



 Chief
 Timekeeper



Round 2, NI Karting Championships

Junior/Mini Max

Nutts Corner National Circuit 0.829 miles

Heat 2

09/04/2022 11:25

Race (8:00 and 1 Laps) started at 13:07:37

| Lap | Lap Tm | Diff | Time of Day |
|------------------------------|-----------------|--------|--------------|
| (46) Bobby Joe McFALL | | | |
| 1 | 1:07.005 | +3.231 | 13:08:44.336 |
| 2 | 1:05.919 | +2.145 | 13:09:50.255 |
| 3 | 1:05.140 | +1.366 | 13:10:55.395 |
| 4 | 1:04.623 | +0.849 | 13:12:00.018 |
| 5 | 1:04.577 | +0.803 | 13:13:04.595 |
| 6 | 1:04.420 | +0.646 | 13:14:09.015 |
| 7 | 1:03.948 | +0.174 | 13:15:12.963 |
| 8 | 1:03.785 | +0.011 | 13:16:16.748 |
| 9 | 1:03.774 | | 13:17:20.522 |

| Lap | Lap Tm | Diff | Time of Day |
|--------------------------|-----------------|--------|--------------|
| (36) Joe GARDINER | | | |
| 1 | 1:06.253 | +1.949 | 13:09:51.345 |
| 2 | 1:05.576 | +1.272 | 13:10:56.921 |
| 3 | 1:05.089 | +0.785 | 13:12:02.010 |
| 4 | 1:05.069 | +0.765 | 13:13:07.079 |
| 5 | 1:04.908 | +0.604 | 13:14:11.987 |
| 6 | 1:04.608 | +0.304 | 13:15:16.595 |
| 7 | 1:04.304 | | 13:16:20.899 |
| 8 | 1:04.534 | +0.230 | 13:17:25.433 |

| Lap | Lap Tm | Diff | Time of Day |
|--------------------------|-----------------|--------|--------------|
| (72) Gavin DEWART | | | |
| 1 | 1:07.188 | +2.886 | 13:08:44.533 |
| 2 | 1:05.877 | +1.575 | 13:09:50.410 |
| 3 | 1:05.245 | +0.943 | 13:10:55.655 |
| 4 | 1:04.785 | +0.483 | 13:12:00.440 |
| 5 | 1:04.633 | +0.331 | 13:13:05.073 |
| 6 | 1:04.628 | +0.326 | 13:14:09.701 |
| 7 | 1:04.402 | +0.100 | 13:15:14.103 |
| 8 | 1:04.302 | | 13:16:18.405 |
| 9 | 1:04.350 | +0.048 | 13:17:22.755 |

| Lap | Lap Tm | Diff | Time of Day |
|--------------------------|-----------------|--------|--------------|
| (14) Carter KELLY | | | |
| 1 | 1:09.341 | +5.235 | 13:08:47.181 |
| 2 | 1:06.446 | +2.340 | 13:09:53.627 |
| 3 | 1:05.743 | +1.637 | 13:10:59.370 |
| 4 | 1:05.807 | +1.701 | 13:12:05.177 |
| 5 | 1:05.294 | +1.188 | 13:13:10.471 |
| 6 | 1:04.897 | +0.791 | 13:14:15.368 |
| 7 | 1:04.427 | +0.321 | 13:15:19.795 |
| 8 | 1:04.305 | +0.199 | 13:16:24.100 |
| 9 | 1:04.106 | | 13:17:28.206 |

| Lap | Lap Tm | Diff | Time of Day |
|----------------------------|-----------------|--------|--------------|
| (15) James ROBINSON | | | |
| 1 | 1:09.100 | +4.585 | 13:08:46.664 |
| 2 | 1:06.567 | +2.052 | 13:09:53.231 |
| 3 | 1:05.840 | +1.325 | 13:10:59.071 |
| 4 | 1:06.314 | +1.799 | 13:12:05.385 |
| 5 | 1:05.620 | +1.105 | 13:13:11.005 |
| 6 | 1:05.695 | +1.180 | 13:14:16.700 |
| 7 | 1:05.084 | +0.569 | 13:15:21.784 |
| 8 | 1:04.559 | +0.044 | 13:16:26.343 |
| 9 | 1:04.515 | | 13:17:30.858 |

| Lap | Lap Tm | Diff | Time of Day |
|-----------------------------|-----------------|--------|--------------|
| (34) Peter GILLILAND | | | |
| 1 | 1:09.374 | +5.026 | 13:08:46.989 |
| 2 | 1:07.036 | +2.688 | 13:09:54.025 |
| 3 | 1:06.159 | +1.811 | 13:11:00.184 |
| 4 | 1:05.727 | +1.379 | 13:12:05.911 |
| 5 | 1:05.595 | +1.247 | 13:13:11.506 |
| 6 | 1:05.530 | +1.182 | 13:14:17.036 |
| 7 | 1:05.166 | +0.818 | 13:15:22.202 |
| 8 | 1:04.778 | +0.430 | 13:16:26.980 |
| 9 | 1:04.348 | | 13:17:31.328 |

| Lap | Lap Tm | Diff | Time of Day |
|---------------------------|-----------------|--------|--------------|
| (19) Adam McGIVERN | | | |
| 1 | 1:09.833 | +3.937 | 13:08:47.789 |
| 2 | 1:07.927 | +2.031 | 13:09:55.716 |
| 3 | 1:07.408 | +1.512 | 13:11:03.124 |
| 4 | 1:07.096 | +1.200 | 13:12:10.220 |
| 5 | 1:06.940 | +1.044 | 13:13:17.160 |
| 6 | 1:07.099 | +1.203 | 13:14:24.259 |
| 7 | 1:06.423 | +0.527 | 13:15:30.682 |
| 8 | 1:06.500 | +0.604 | 13:16:37.182 |
| 9 | 1:05.896 | | 13:17:43.078 |

| Lap | Lap Tm | Diff | Time of Day |
|---------------------------------------|-----------------|--------|--------------|
| (22) Cole McFADDEN BIGGERSTAFF | | | |
| 1 | 1:11.268 | +3.138 | 13:08:49.884 |
| 2 | 1:09.815 | +1.685 | 13:09:59.699 |
| 3 | 1:09.695 | +1.565 | 13:11:09.394 |
| 4 | 1:09.070 | +0.940 | 13:12:18.464 |
| 5 | 1:08.732 | +0.602 | 13:13:27.196 |
| 6 | 1:08.861 | +0.731 | 13:14:36.057 |
| 7 | 1:08.635 | +0.505 | 13:15:44.692 |
| 8 | 1:08.517 | +0.387 | 13:16:53.209 |
| 9 | 1:08.130 | | 13:18:01.339 |

| Lap | Lap Tm | Diff | Time of Day |
|------------------------------|-----------------|---------|--------------|
| (37) Steve MONTGOMERY | | | |
| 1 | 1:11.010 | +5.397 | 13:08:48.682 |
| 2 | 1:22.352 | +16.739 | 13:10:11.034 |
| 3 | 1:09.135 | +3.522 | 13:11:20.169 |
| 4 | 1:08.308 | +2.695 | 13:12:28.477 |
| 5 | 1:07.559 | +1.946 | 13:13:36.036 |
| 6 | 1:07.419 | +1.806 | 13:14:43.455 |
| 7 | 1:07.565 | +1.952 | 13:15:51.020 |
| 8 | 1:06.237 | +0.624 | 13:16:57.257 |
| 9 | 1:05.613 | | 13:18:02.870 |

| Lap | Lap Tm | Diff | Time of Day |
|--------------------------|-----------------|--------|--------------|
| (30) John O'NEILL | | | |
| 1 | 1:15.794 | +5.637 | 13:08:54.994 |
| 2 | 1:12.609 | +2.452 | 13:10:07.603 |
| 3 | 1:11.877 | +1.720 | 13:11:19.480 |
| 4 | 1:12.279 | +2.122 | 13:12:31.759 |
| 5 | 1:10.157 | | 13:13:41.916 |
| 6 | 1:10.324 | +0.167 | 13:14:52.240 |
| 7 | 1:10.283 | +0.126 | 13:16:02.523 |
| 8 | 1:10.224 | +0.067 | 13:17:12.747 |
| 9 | 1:10.282 | +0.125 | 13:18:23.029 |

| Lap | Lap Tm | Diff | Time of Day |
|---------------------------|-----------------|--------|--------------|
| (55) Dennis CHERRY | | | |
| 1 | 1:16.563 | +6.898 | 13:08:55.361 |
| 2 | 1:12.882 | +3.217 | 13:10:08.243 |
| 3 | 1:12.410 | +2.745 | 13:11:20.653 |
| 4 | 1:11.373 | +1.708 | 13:12:32.026 |
| 5 | 1:10.581 | +0.916 | 13:13:42.607 |
| 6 | 1:10.266 | +0.601 | 13:14:52.873 |
| 7 | 1:10.035 | +0.370 | 13:16:02.908 |
| 8 | 1:10.501 | +0.836 | 13:17:13.409 |
| 9 | 1:09.665 | | 13:18:23.074 |

| Lap | Lap Tm | Diff | Time of Day |
|--------------------------|-----------------|--------|--------------|
| (88) Lewis ARTHUR | | | |
| 1 | 1:17.019 | +6.535 | 13:08:56.017 |
| 2 | 1:13.138 | +2.654 | 13:10:09.155 |
| 3 | 1:12.127 | +1.643 | 13:11:21.282 |
| 4 | 1:12.196 | +1.712 | 13:12:33.478 |
| 5 | 1:11.692 | +1.208 | 13:13:45.170 |
| 6 | 1:11.715 | +1.231 | 13:14:56.885 |
| 7 | 1:11.249 | +0.765 | 13:16:08.134 |
| 8 | 1:10.484 | | 13:17:18.618 |
| 9 | 1:10.677 | +0.193 | 13:18:29.295 |


Clerk of the Course - Paul Fullerton

Orbits

Timekeepers - David Barr & Keith Mason

Results remain provisional until conclusion of technical/judicial matters

Signed:



(Chief Timekeeper)

Printed: 09/04/2022 13:31:07



Round 2, NI Karting Championships

Sorted on Laps

Bambino

Nutts Corner National Circuit 0.829 miles

Heat 1

09/04/2022 11:40

Race (5:00 and 1 Laps) started at 13:20:54

| Pos | No. | Name | Laps | Total Tm | Diff | Gap | Best Tm | In Lap | 2nd Best | Avg Tm |
|-----|-----|----------------|------|----------|----------|--------|----------|--------|----------|----------|
| 1 | 36 | Ethan ROBINSON | 5 | 7:17.467 | | | 1:25.452 | 5 | 1:25.903 | 1:27.186 |
| 2 | 75 | Callum McVEIGH | 5 | 7:29.971 | 12.504 | 12.504 | 1:27.734 | 5 | 1:28.415 | 1:29.618 |
| 3 | 66 | Ryan ARMSTRONG | 5 | 7:35.247 | 17.780 | 5.276 | 1:28.394 | 5 | 1:28.699 | 1:30.405 |
| 4 | 24 | Jessica WYLIE | 5 | 8:30.198 | 1:12.731 | 54.951 | 1:38.547 | 2 | 1:39.479 | 1:41.493 |

| Margin of Victory | Avg. Speed | Best Lap Tm | Best Speed | Best Lap by |
|-------------------|------------|-------------|------------|---------------------|
| 12.504 | 34.101 | 1:25.452 | 34.916 | 36 - Ethan ROBINSON |


Clerk of the Course - Paul Fullerton

Orbits

Timekeepers - David Barr & Keith Mason

Results remain provisional until conclusion of technical/judicial matters

Signed:



Chief
Timekeeper



Round 2, NI Karting Championships

Bambino

Nutts Corner National Circuit 0.829 miles

Heat 1

09/04/2022 11:40

Race (5:00 and 1 Laps) started at 13:20:54

| Lap | Lap Tm | Diff | Time of Day | Lap | Lap Tm | Diff | Time of Day | Lap | Lap Tm | Diff | Time of Day |
|----------------------------|-----------------|--------|--------------|-----|--------|------|-------------|-----|--------|------|-------------|
| (36) Ethan ROBINSON | | | | | | | | | | | |
| 1 | 1:31.746 | +6.294 | 13:22:27.472 | | | | | | | | |
| 2 | 1:26.562 | +1.110 | 13:23:54.034 | | | | | | | | |
| 3 | 1:25.903 | +0.451 | 13:25:19.937 | | | | | | | | |
| 4 | 1:26.269 | +0.817 | 13:26:46.206 | | | | | | | | |
| 5 | 1:25.452 | | 13:28:11.658 | | | | | | | | |
| (75) Callum McVEIGH | | | | | | | | | | | |
| 1 | 1:34.009 | +6.275 | 13:22:30.080 | | | | | | | | |
| 2 | 1:29.292 | +1.558 | 13:23:59.372 | | | | | | | | |
| 3 | 1:28.641 | +0.907 | 13:25:28.013 | | | | | | | | |
| 4 | 1:28.415 | +0.681 | 13:26:56.428 | | | | | | | | |
| 5 | 1:27.734 | | 13:28:24.162 | | | | | | | | |
| (66) Ryan ARMSTRONG | | | | | | | | | | | |
| 1 | 1:35.701 | +7.307 | 13:22:33.111 | | | | | | | | |
| 2 | 1:30.347 | +1.953 | 13:24:03.458 | | | | | | | | |
| 3 | 1:28.887 | +0.493 | 13:25:32.345 | | | | | | | | |
| 4 | 1:28.699 | +0.305 | 13:27:01.044 | | | | | | | | |
| 5 | 1:28.394 | | 13:28:29.438 | | | | | | | | |
| (24) Jessica WYLIE | | | | | | | | | | | |
| 1 | 1:47.751 | +9.204 | 13:22:44.674 | | | | | | | | |
| 2 | 1:38.547 | | 13:24:23.221 | | | | | | | | |
| 3 | 1:39.998 | +1.451 | 13:26:03.219 | | | | | | | | |
| 4 | 1:39.479 | +0.932 | 13:27:42.698 | | | | | | | | |
| 5 | 1:41.691 | +3.144 | 13:29:24.389 | | | | | | | | |


Clerk of the Course - Paul Fullerton

Orbits

Timekeepers - David Barr & Keith Mason

Results remain provisional until conclusion of technical/judicial matters

Signed:



(Chief Timekeeper)

Printed: 09/04/2022 13:33:01

Round 2, NI Superkart C'ships

Sorted on Laps

125cc Superkarts

Nutts Corner (SK) 0.784 miles

Race 2

09/04/2022 13:30

Race (8:00 and 1 Laps) started at 13:34:48

| Pos | No. | Name | Laps | Total Tm | Diff | Gap | Best Tm | In Lap | 2nd Best | Avg Tm |
|----------------|-----|-----------------|------|----------|--------|--------|---------|--------|----------|--------|
| 1 | 19 | Danny HYLAND | 14 | 8:53.761 | | | 37.291 | 13 | 37.446 | 38.125 |
| 2 | 55 | Ross WITHEROW | 14 | 9:09.242 | 15.481 | 15.481 | 38.356 | 14 | 38.400 | 39.189 |
| 3 | 51 | Geoffrey SIMMS | 13 | 8:55.290 | 1 Lap | 1 Lap | 39.236 | 11 | 39.268 | 41.146 |
| Not classified | | | | | | | | | | |
| DNF | IGP | Ian WALSH | 3 | 2:01.270 | DNF | | 38.908 | 3 | 40.105 | 40.378 |
| DNS | 17 | Scott GREENAWAY | | | DNS | | | 0 | | |
| DNS | 53 | Alan CROSSEN | | | DNS | | | 0 | | |

| Margin of Victory | Avg. Speed | Best Lap Tm | Best Speed | Best Lap by |
|-------------------|------------|-------------|------------|-------------------|
| 15.481 | 74.029 | 37.291 | 75.686 | 19 - Danny HYLAND |


Clerk of the Course - Paul Fullerton

Orbits

Timekeepers - David Barr & Keith Mason

Results remain provisional until conclusion of technical/judicial matters

Signed:



Chief
Timekeeper



Round 2, NI Superkart C'ships

125cc Superkarts

Nutts Corner (SK) 0.784 miles

Race 2

09/04/2022 13:30

Race (8:00 and 1 Laps) started at 13:34:48

| Lap | Lap Tm | Diff | Time of Day | Lap | Lap Tm | Diff | Time of Day | Lap | Lap Tm | Diff | Time of Day |
|----------------------------|---------------|--------|--------------|-----|--------|------|-------------|-----|--------|------|-------------|
| (19) Danny HYLAND | | | | | | | | | | | |
| 1 | 41.185 | +3.894 | 13:35:29.981 | | | | | | | | |
| 2 | 39.126 | +1.835 | 13:36:09.107 | | | | | | | | |
| 3 | 38.772 | +1.481 | 13:36:47.879 | | | | | | | | |
| 4 | 38.140 | +0.849 | 13:37:26.019 | | | | | | | | |
| 5 | 37.866 | +0.575 | 13:38:03.885 | | | | | | | | |
| 6 | 37.671 | +0.380 | 13:38:41.556 | | | | | | | | |
| 7 | 37.602 | +0.311 | 13:39:19.158 | | | | | | | | |
| 8 | 37.604 | +0.313 | 13:39:56.762 | | | | | | | | |
| 9 | 37.446 | +0.155 | 13:40:34.208 | | | | | | | | |
| 10 | 37.519 | +0.228 | 13:41:11.727 | | | | | | | | |
| 11 | 37.875 | +0.584 | 13:41:49.602 | | | | | | | | |
| 12 | 37.767 | +0.476 | 13:42:27.369 | | | | | | | | |
| 13 | 37.291 | | 13:43:04.660 | | | | | | | | |
| 14 | 37.897 | +0.606 | 13:43:42.557 | | | | | | | | |
| (55) Ross WITHEROW | | | | | | | | | | | |
| 1 | 43.083 | +4.727 | 13:35:32.463 | | | | | | | | |
| 2 | 40.293 | +1.937 | 13:36:12.756 | | | | | | | | |
| 3 | 39.397 | +1.041 | 13:36:52.153 | | | | | | | | |
| 4 | 39.696 | +1.340 | 13:37:31.849 | | | | | | | | |
| 5 | 38.837 | +0.481 | 13:38:10.686 | | | | | | | | |
| 6 | 38.878 | +0.522 | 13:38:49.564 | | | | | | | | |
| 7 | 38.736 | +0.380 | 13:39:28.300 | | | | | | | | |
| 8 | 38.655 | +0.299 | 13:40:06.955 | | | | | | | | |
| 9 | 38.648 | +0.292 | 13:40:45.603 | | | | | | | | |
| 10 | 38.611 | +0.255 | 13:41:24.214 | | | | | | | | |
| 11 | 38.628 | +0.272 | 13:42:02.842 | | | | | | | | |
| 12 | 38.440 | +0.084 | 13:42:41.282 | | | | | | | | |
| 13 | 38.400 | +0.044 | 13:43:19.682 | | | | | | | | |
| 14 | 38.356 | | 13:43:58.038 | | | | | | | | |
| (51) Geoffrey SIMMS | | | | | | | | | | | |
| 1 | 45.445 | +6.209 | 13:35:34.633 | | | | | | | | |
| 2 | 45.792 | +6.556 | 13:36:20.425 | | | | | | | | |
| 3 | 41.688 | +2.452 | 13:37:02.113 | | | | | | | | |
| 4 | 41.577 | +2.341 | 13:37:43.690 | | | | | | | | |
| 5 | 41.354 | +2.118 | 13:38:25.044 | | | | | | | | |
| 6 | 40.347 | +1.111 | 13:39:05.391 | | | | | | | | |
| 7 | 39.880 | +0.644 | 13:39:45.271 | | | | | | | | |
| 8 | 39.809 | +0.573 | 13:40:25.080 | | | | | | | | |
| 9 | 39.268 | +0.032 | 13:41:04.348 | | | | | | | | |
| 10 | 40.021 | +0.785 | 13:41:44.369 | | | | | | | | |
| 11 | 39.236 | | 13:42:23.605 | | | | | | | | |
| 12 | 39.810 | +0.574 | 13:43:03.415 | | | | | | | | |
| 13 | 40.671 | +1.435 | 13:43:44.086 | | | | | | | | |
| (IGP) Ian WALSH | | | | | | | | | | | |
| 1 | 42.123 | +3.215 | 13:35:31.053 | | | | | | | | |
| 2 | 40.105 | +1.197 | 13:36:11.158 | | | | | | | | |
| 3 | 38.908 | | 13:36:50.066 | | | | | | | | |

Clerk of the Course - Paul Fullerton

Orbits

Timekeepers - David Barr & Keith Mason

Results remain provisional until conclusion of technical/judicial matters

Signed:  (Chief Timekeeper)

Printed: 09/04/2022 13:47:15

Round 2, NI Superkart C'ships

Sorted on Laps

250cc Superkarts

Nutts Corner (SK) 0.784 miles

Race 2

09/04/2022 13:45

Race (8:00 and 1 Laps) started at 13:47:05

| Pos | No. | Name | Laps | Total Tm | Diff | Gap | Best Tm | In Lap | 2nd Best | Avg Tm |
|----------------|-----|----------------|------|----------|--------|--------|---------|--------|----------|--------|
| 1 | 27 | Alan WITHEROW | 15 | 8:56.669 | | | 34.590 | 7 | 34.632 | 35.773 |
| 2 | 43 | Brian JONES | 15 | 9:07.666 | 10.997 | 10.997 | 34.813 | 5 | 35.228 | 36.467 |
| 3 | 72 | Richard DEWART | 15 | 9:35.755 | 39.086 | 28.089 | 34.979 | 5 | 35.023 | 38.349 |
| 4 | 3 | Liam FOX | 14 | 9:01.985 | 1 Lap | 1 Lap | 37.899 | 7 | 38.010 | 38.684 |
| 5 | 18 | Warren DEERY | 14 | 9:08.849 | 1 Lap | 6.864 | 37.273 | 12 | 37.564 | 39.150 |
| Not classified | | | | | | | | | | |
| DNF | 40 | Aaron NEWELL | 10 | 5:56.240 | DNF | | 34.622 | 9 | 34.770 | 35.624 |
| DNF | 16 | Peter DEERY | 9 | 6:21.162 | DNF | | 39.228 | 6 | 39.460 | 42.155 |
| DNF | 12 | Eoin BUCKLEY | | 1.273 | DNF | | | 0 | | |

| Margin of Victory | Avg. Speed | Best Lap Tm | Best Speed | Best Lap by |
|-------------------|------------|-------------|------------|--------------------|
| 10.997 | 78.887 | 34.590 | 81.596 | 27 - Alan WITHEROW |


Clerk of the Course - Paul Fullerton

Orbits

Timekeepers - David Barr & Keith Mason

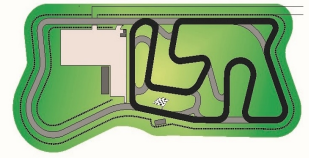
Results remain provisional until conclusion of technical/judicial matters

Signed:



Chief
Timekeeper





Round 2, NI Superkart C'ships

250cc Superkarts

Nutts Corner (SK) 0.784 miles

Race 2

09/04/2022 13:45

Race (8:00 and 1 Laps) started at 13:47:05

| Lap | Lap Tm | Diff | Time of Day |
|---------------------------|---------------|--------|--------------|
| (27) Alan WITHEROW | | | |
| 1 | 38.503 | +3.913 | 13:47:44.439 |
| 2 | 36.611 | +2.021 | 13:48:21.050 |
| 3 | 36.151 | +1.561 | 13:48:57.201 |
| 4 | 35.265 | +0.675 | 13:49:32.466 |
| 5 | 34.778 | +0.188 | 13:50:07.244 |
| 6 | 34.791 | +0.201 | 13:50:42.035 |
| 7 | 34.590 | | 13:51:16.625 |
| 8 | 35.918 | +1.328 | 13:51:52.543 |
| 9 | 34.632 | +0.042 | 13:52:27.175 |
| 10 | 34.949 | +0.359 | 13:53:02.124 |
| 11 | 34.742 | +0.152 | 13:53:36.866 |
| 12 | 35.149 | +0.559 | 13:54:12.015 |
| 13 | 36.492 | +1.902 | 13:54:48.507 |
| 14 | 36.420 | +1.830 | 13:55:24.927 |
| 15 | 37.609 | +3.019 | 13:56:02.536 |

| | | | |
|-------------------------|---------------|--------|--------------|
| (43) Brian JONES | | | |
| 1 | 39.153 | +4.340 | 13:47:45.673 |
| 2 | 37.506 | +2.693 | 13:48:23.179 |
| 3 | 35.921 | +1.108 | 13:48:59.100 |
| 4 | 35.228 | +0.415 | 13:49:34.328 |
| 5 | 34.813 | | 13:50:09.141 |
| 6 | 35.485 | +0.672 | 13:50:44.626 |
| 7 | 35.709 | +0.896 | 13:51:20.335 |
| 8 | 35.894 | +1.081 | 13:51:56.229 |
| 9 | 36.213 | +1.400 | 13:52:32.442 |
| 10 | 35.776 | +0.963 | 13:53:08.218 |
| 11 | 35.516 | +0.703 | 13:53:43.734 |
| 12 | 36.407 | +1.594 | 13:54:20.141 |
| 13 | 37.045 | +2.232 | 13:54:57.186 |
| 14 | 37.902 | +3.089 | 13:55:35.088 |
| 15 | 38.445 | +3.632 | 13:56:13.533 |

| | | | |
|----------------------------|---------------|---------|--------------|
| (72) Richard DEWART | | | |
| 1 | 39.001 | +4.022 | 13:47:45.382 |
| 2 | 36.246 | +1.267 | 13:48:21.628 |
| 3 | 35.901 | +0.922 | 13:48:57.529 |
| 4 | 35.383 | +0.404 | 13:49:32.912 |
| 5 | 34.979 | | 13:50:07.891 |
| 6 | 35.023 | +0.044 | 13:50:42.914 |
| 7 | 35.233 | +0.254 | 13:51:18.147 |
| 8 | 35.853 | +0.874 | 13:51:54.000 |
| 9 | 36.361 | +1.382 | 13:52:30.361 |
| 10 | 36.416 | +1.437 | 13:53:06.777 |
| 11 | 36.647 | +1.668 | 13:53:43.424 |
| 12 | 37.480 | +2.501 | 13:54:20.904 |
| 13 | 37.253 | +2.274 | 13:54:58.157 |
| 14 | 43.219 | +8.240 | 13:55:41.376 |
| 15 | 1:00.246 | +25.267 | 13:56:41.622 |

| | | | |
|---------------------|---------------|--------|--------------|
| (3) Liam FOX | | | |
| 1 | 38.835 | +0.936 | 13:47:45.102 |
| 2 | 39.138 | +1.239 | 13:48:24.240 |
| 3 | 38.735 | +0.836 | 13:49:02.975 |
| 4 | 38.292 | +0.393 | 13:49:41.267 |
| 5 | 38.010 | +0.111 | 13:50:19.277 |
| 6 | 38.085 | +0.186 | 13:50:57.362 |
| 7 | 37.899 | | 13:51:35.261 |
| 8 | 38.387 | +0.488 | 13:52:13.648 |
| 9 | 38.061 | +0.162 | 13:52:51.709 |
| 10 | 38.260 | +0.361 | 13:53:29.969 |
| 11 | 38.898 | +0.999 | 13:54:08.867 |
| 12 | 40.125 | +2.226 | 13:54:48.992 |
| 13 | 39.159 | +1.260 | 13:55:28.151 |

| | | | |
|--------------------------|---------------|--------|--------------|
| Lap | Lap Tm | Diff | Time of Day |
| 14 | 39.701 | +1.802 | 13:56:07.852 |
| (18) Warren DEERY | | | |
| 1 | 41.760 | +4.487 | 13:47:48.373 |
| 2 | 40.167 | +2.894 | 13:48:28.540 |
| 3 | 40.078 | +2.805 | 13:49:08.618 |
| 4 | 39.859 | +2.586 | 13:49:48.477 |
| 5 | 39.298 | +2.025 | 13:50:27.775 |
| 6 | 39.389 | +2.116 | 13:51:07.164 |
| 7 | 38.823 | +1.550 | 13:51:45.987 |
| 8 | 38.190 | +0.917 | 13:52:24.177 |
| 9 | 40.292 | +3.019 | 13:53:04.469 |
| 10 | 38.577 | +1.304 | 13:53:43.046 |
| 11 | 39.001 | +1.728 | 13:54:22.047 |
| 12 | 37.273 | | 13:54:59.320 |
| 13 | 37.832 | +0.559 | 13:55:37.152 |
| 14 | 37.564 | +0.291 | 13:56:14.716 |

| | | | |
|--------------------------|---------------|--------|--------------|
| (40) Aaron NEWELL | | | |
| 1 | 38.408 | +3.786 | 13:47:44.275 |
| 2 | 36.574 | +1.952 | 13:48:20.849 |
| 3 | 35.988 | +1.366 | 13:48:56.837 |
| 4 | 35.079 | +0.457 | 13:49:31.916 |
| 5 | 34.859 | +0.237 | 13:50:06.775 |
| 6 | 34.882 | +0.260 | 13:50:41.657 |
| 7 | 34.770 | +0.148 | 13:51:16.427 |
| 8 | 35.311 | +0.689 | 13:51:51.738 |
| 9 | 34.622 | | 13:52:26.360 |
| 10 | 35.747 | +1.125 | 13:53:02.107 |

| | | | |
|-------------------------|---------------|---------|--------------|
| (16) Peter DEERY | | | |
| 1 | 42.074 | +2.846 | 13:47:49.703 |
| 2 | 40.332 | +1.104 | 13:48:30.035 |
| 3 | 45.108 | +5.880 | 13:49:15.143 |
| 4 | 40.030 | +0.802 | 13:49:55.173 |
| 5 | 39.460 | +0.232 | 13:50:34.633 |
| 6 | 39.228 | | 13:51:13.861 |
| 7 | 41.321 | +2.093 | 13:51:55.182 |
| 8 | 41.645 | +2.417 | 13:52:36.827 |
| 9 | 50.202 | +10.974 | 13:53:27.029 |


Clerk of the Course - Paul Fullerton

Orbits

Timekeepers - David Barr & Keith Mason

Results remain provisional until conclusion of technical/judicial matters

Signed:



(Chief Timekeeper)

Printed: 09/04/2022 14:00:20



Round 2, NI Karting Championships
Sorted on Laps

Senior Max

Nutts Corner National Circuit 0.829 miles

Pre-final

09/04/2022 13:55

Race (10:00 and 1 Laps) started at 14:06:14

| Pos | No. | Name | Laps | Total Tm | Diff | Gap | Best Tm | In Lap | 2nd Best | Avg Tm |
|------------|-----|--------------------|------|-----------|---------|---------|----------|--------|----------|----------|
| Senior Max | | | | | | | | | | |
| 1 | 1 | Conor McPOLIN | 12 | 11:14.437 | | | 55.870 | 3 | 55.971 | 56.203 |
| 2 | 35 | James GILLILAND | 12 | 11:17.691 | 3.254 | 3.254 | 56.174 | 5 | 56.182 | 56.458 |
| 3 | 43 | Ben McFALL | 12 | 11:18.996 | 4.559 | 1.305 | 56.109 | 6 | 56.144 | 56.546 |
| 4 | 33 | Pearse MURTAGH | 12 | 11:20.563 | 6.126 | 1.567 | 56.210 | 4 | 56.312 | 56.687 |
| 5 | 32 | Gary BLAIR | 12 | 11:21.101 | 6.664 | 0.538 | 56.268 | 12 | 56.272 | 56.693 |
| 6 | 26 | Daniel CONLON | 12 | 11:22.565 | 8.128 | 1.464 | 56.409 | 3 | 56.469 | 56.870 |
| 7 | 20 | Zak LECKEY | 12 | 11:25.859 | 11.422 | 3.294 | 56.508 | 12 | 56.535 | 57.039 |
| 8 | NW | Simon ALLEN | 12 | 11:30.069 | 15.632 | 4.210 | 56.926 | 4 | 56.936 | 57.450 |
| 9 | 36 | Neville BELL | 12 | 11:30.280 | 15.843 | 0.211 | 56.547 | 4 | 56.732 | 57.082 |
| 10 | 22 | Paul PRENTICE | 12 | 11:34.929 | 20.492 | 4.649 | 57.190 | 5 | 57.299 | 57.802 |
| 11 | 56 | Connor SMITH | 12 | 11:42.785 | 28.348 | 7.856 | 57.463 | 9 | 57.881 | 58.430 |
| 12 | 24 | Jason HETHERINGTON | 2 | 2:07.894 | 10 Laps | 10 Laps | 1:02.720 | 2 | 1:03.957 | 1:03.338 |

Senior Max 177

| | | | | | | | | | | |
|---|----|--------------|----|-----------|--|--|--------|---|--------|--------|
| 1 | 21 | Jamie LECKEY | 12 | 11:45.839 | | | 57.966 | 3 | 58.014 | 58.697 |
|---|----|--------------|----|-----------|--|--|--------|---|--------|--------|

Announcements

Driver No. 36: 5-sec penalty U7.8.1 (false start)

| Margin of Victory | Avg. Speed | Best Lap Tm | Best Speed | Best Lap by |
|-------------------|------------|-------------|------------|-------------------|
| 3.254 | 53.086 | 55.870 | 53.403 | 1 - Conor McPOLIN |


Clerk of the Course - Paul Fullerton

Orbits

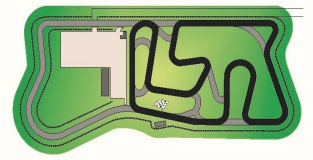
Timekeepers - David Barr & Keith Mason

Results remain provisional until conclusion of technical/judicial matters

Signed:



 Chief
 Timekeeper



Round 2, NI Karting Championships

Senior Max

Nutts Corner National Circuit 0.829 miles

Pre-final

09/04/2022 13:55

Race (10:00 and 1 Laps) started at 14:06:14

| Lap | Lap Tm | Diff | Time of Day |
|-----------------------------|---------------|--------|--------------|
| (1) Conor McPOLIN | | | |
| 1 | 57.696 | +1.826 | 14:07:12.069 |
| 2 | 56.185 | +0.315 | 14:08:08.254 |
| 3 | 55.870 | | 14:09:04.124 |
| 4 | 55.996 | +0.126 | 14:10:00.120 |
| 5 | 56.113 | +0.243 | 14:10:56.233 |
| 6 | 55.971 | +0.101 | 14:11:52.204 |
| 7 | 56.114 | +0.244 | 14:12:48.318 |
| 8 | 55.979 | +0.109 | 14:13:44.297 |
| 9 | 56.062 | +0.192 | 14:14:40.359 |
| 10 | 56.191 | +0.321 | 14:15:36.550 |
| 11 | 56.161 | +0.291 | 14:16:32.711 |
| 12 | 56.099 | +0.229 | 14:17:28.810 |
| (35) James GILLILAND | | | |
| 1 | 58.339 | +2.165 | 14:07:12.896 |
| 2 | 56.429 | +0.255 | 14:08:09.325 |
| 3 | 56.295 | +0.121 | 14:09:05.620 |
| 4 | 56.220 | +0.046 | 14:10:01.840 |
| 5 | 56.174 | | 14:10:58.014 |
| 6 | 56.265 | +0.091 | 14:11:54.279 |
| 7 | 56.209 | +0.035 | 14:12:50.488 |
| 8 | 56.317 | +0.143 | 14:13:46.805 |
| 9 | 56.182 | +0.008 | 14:14:42.987 |
| 10 | 56.340 | +0.166 | 14:15:39.327 |
| 11 | 56.394 | +0.220 | 14:16:35.721 |
| 12 | 56.343 | +0.169 | 14:17:32.064 |
| (43) Ben McFALL | | | |
| 1 | 58.623 | +2.514 | 14:07:13.435 |
| 2 | 56.536 | +0.427 | 14:08:09.971 |
| 3 | 56.227 | +0.118 | 14:09:06.198 |
| 4 | 56.369 | +0.260 | 14:10:02.567 |
| 5 | 56.377 | +0.268 | 14:10:58.944 |
| 6 | 56.109 | | 14:11:55.053 |
| 7 | 56.159 | +0.050 | 14:12:51.212 |
| 8 | 56.144 | +0.035 | 14:13:47.356 |
| 9 | 56.188 | +0.079 | 14:14:43.544 |
| 10 | 56.444 | +0.335 | 14:15:39.988 |
| 11 | 56.421 | +0.312 | 14:16:36.409 |
| 12 | 56.960 | +0.851 | 14:17:33.369 |
| (33) Pearse MURTAGH | | | |
| 1 | 58.951 | +2.741 | 14:07:13.642 |
| 2 | 56.843 | +0.633 | 14:08:10.485 |
| 3 | 56.471 | +0.261 | 14:09:06.956 |
| 4 | 56.210 | | 14:10:03.166 |
| 5 | 56.312 | +0.102 | 14:10:59.478 |
| 6 | 56.354 | +0.144 | 14:11:55.832 |
| 7 | 56.398 | +0.188 | 14:12:52.230 |
| 8 | 56.398 | +0.188 | 14:13:48.628 |
| 9 | 56.462 | +0.252 | 14:14:45.090 |
| 10 | 56.624 | +0.414 | 14:15:41.714 |
| 11 | 56.629 | +0.419 | 14:16:38.343 |
| 12 | 56.593 | +0.383 | 14:17:34.936 |
| (32) Gary BLAIR | | | |
| 1 | 59.150 | +2.882 | 14:07:14.305 |
| 2 | 56.992 | +0.724 | 14:08:11.297 |
| 3 | 56.606 | +0.338 | 14:09:07.903 |
| 4 | 56.462 | +0.194 | 14:10:04.365 |
| 5 | 56.500 | +0.232 | 14:11:00.865 |
| 6 | 56.515 | +0.247 | 14:11:57.380 |
| 7 | 56.317 | +0.049 | 14:12:53.697 |
| 8 | 56.272 | +0.004 | 14:13:49.969 |

| Lap | Lap Tm | Diff | Time of Day |
|---------------------------|---------------|--------|--------------|
| 9 | 56.446 | +0.178 | 14:14:46.415 |
| 10 | 56.495 | +0.227 | 14:15:42.910 |
| 11 | 56.296 | +0.028 | 14:16:39.206 |
| 12 | 56.268 | | 14:17:35.474 |
| (26) Daniel CONLON | | | |
| 1 | 58.356 | +1.947 | 14:07:12.844 |
| 2 | 56.887 | +0.478 | 14:08:09.731 |
| 3 | 56.409 | | 14:09:06.140 |
| 4 | 56.858 | +0.449 | 14:10:02.998 |
| 5 | 56.794 | +0.385 | 14:10:59.792 |
| 6 | 56.469 | +0.060 | 14:11:56.261 |
| 7 | 56.534 | +0.125 | 14:12:52.795 |
| 8 | 56.578 | +0.169 | 14:13:49.373 |
| 9 | 56.651 | +0.242 | 14:14:46.024 |
| 10 | 56.842 | +0.433 | 14:15:42.866 |
| 11 | 57.203 | +0.794 | 14:16:40.069 |
| 12 | 56.869 | +0.460 | 14:17:36.938 |
| (20) Zak LECKEY | | | |
| 1 | 1:00.048 | +3.540 | 14:07:15.806 |
| 2 | 57.188 | +0.680 | 14:08:12.994 |
| 3 | 56.872 | +0.364 | 14:09:09.866 |
| 4 | 56.624 | +0.116 | 14:10:06.490 |
| 5 | 56.828 | +0.320 | 14:11:03.318 |
| 6 | 56.832 | +0.324 | 14:12:00.150 |
| 7 | 56.744 | +0.236 | 14:12:56.894 |
| 8 | 56.819 | +0.311 | 14:13:53.713 |
| 9 | 56.535 | +0.027 | 14:14:50.248 |
| 10 | 56.806 | +0.298 | 14:15:47.054 |
| 11 | 56.670 | +0.162 | 14:16:43.724 |
| 12 | 56.508 | | 14:17:40.232 |
| (NW) Simon ALLEN | | | |
| 1 | 59.937 | +3.011 | 14:07:14.979 |
| 2 | 57.173 | +0.247 | 14:08:12.152 |
| 3 | 56.936 | +0.010 | 14:09:09.088 |
| 4 | 56.926 | | 14:10:06.014 |
| 5 | 57.178 | +0.252 | 14:11:03.192 |
| 6 | 57.555 | +0.629 | 14:12:00.747 |
| 7 | 57.000 | +0.074 | 14:12:57.747 |
| 8 | 57.121 | +0.195 | 14:13:54.868 |
| 9 | 57.052 | +0.126 | 14:14:51.920 |
| 10 | 57.504 | +0.578 | 14:15:49.424 |
| 11 | 57.667 | +0.741 | 14:16:47.091 |
| 12 | 57.351 | +0.425 | 14:17:44.442 |
| (36) Neville BELL | | | |
| 1 | 58.684 | +2.137 | 14:07:13.350 |
| 2 | 57.070 | +0.523 | 14:08:10.420 |
| 3 | 57.064 | +0.517 | 14:09:07.484 |
| 4 | 56.547 | | 14:10:04.031 |
| 5 | 56.773 | +0.226 | 14:11:00.804 |
| 6 | 57.190 | +0.643 | 14:11:57.994 |
| 7 | 56.732 | +0.185 | 14:12:54.726 |
| 8 | 56.847 | +0.300 | 14:13:51.573 |
| 9 | 56.851 | +0.304 | 14:14:48.424 |
| 10 | 57.085 | +0.538 | 14:15:45.509 |
| 11 | 56.925 | +0.378 | 14:16:42.434 |
| 12 | 57.219 | +0.672 | 14:17:39.653 |
| (22) Paul PRENTICE | | | |
| 1 | 59.834 | +2.644 | 14:07:15.508 |
| 2 | 57.446 | +0.256 | 14:08:12.954 |
| 3 | 57.704 | +0.514 | 14:09:10.658 |
| 4 | 57.385 | +0.195 | 14:10:08.043 |

| Lap | Lap Tm | Diff | Time of Day |
|--------------------------------|-----------------|--------|--------------|
| 5 | 57.190 | | 14:11:05.233 |
| 6 | 57.421 | +0.231 | 14:12:02.654 |
| 7 | 57.299 | +0.109 | 14:12:59.953 |
| 8 | 57.645 | +0.455 | 14:13:57.598 |
| 9 | 57.599 | +0.409 | 14:14:55.197 |
| 10 | 57.566 | +0.376 | 14:15:52.763 |
| 11 | 57.829 | +0.639 | 14:16:50.592 |
| 12 | 58.710 | +1.520 | 14:17:49.302 |
| (56) Connor SMITH | | | |
| 1 | 1:01.706 | +4.243 | 14:07:17.700 |
| 2 | 57.997 | +0.534 | 14:08:15.697 |
| 3 | 57.970 | +0.507 | 14:09:13.667 |
| 4 | 57.881 | +0.418 | 14:10:11.548 |
| 5 | 58.281 | +0.818 | 14:11:09.829 |
| 6 | 58.029 | +0.566 | 14:12:07.858 |
| 7 | 58.087 | +0.624 | 14:13:05.945 |
| 8 | 58.064 | +0.601 | 14:14:04.009 |
| 9 | 57.463 | | 14:15:01.472 |
| 10 | 58.761 | +1.298 | 14:16:00.233 |
| 11 | 58.519 | +1.056 | 14:16:58.752 |
| 12 | 58.406 | +0.943 | 14:17:57.158 |
| (21) Jamie LECKEY | | | |
| 1 | 1:02.709 | +4.743 | 14:07:18.557 |
| 2 | 58.701 | +0.735 | 14:08:17.258 |
| 3 | 57.966 | | 14:09:15.224 |
| 4 | 58.086 | +0.120 | 14:10:13.310 |
| 5 | 58.145 | +0.179 | 14:11:11.455 |
| 6 | 58.014 | +0.048 | 14:12:09.469 |
| 7 | 58.211 | +0.245 | 14:13:07.680 |
| 8 | 58.080 | +0.114 | 14:14:05.760 |
| 9 | 58.143 | +0.177 | 14:15:03.903 |
| 10 | 58.434 | +0.468 | 14:16:02.337 |
| 11 | 58.452 | +0.486 | 14:17:00.789 |
| 12 | 59.423 | +1.457 | 14:18:00.212 |
| (24) Jason HETHERINGTON | | | |
| 1 | 1:03.957 | +1.237 | 14:07:19.547 |
| 2 | 1:02.720 | | 14:08:22.267 |


Clerk of the Course - Paul Fullerton

Orbits

Timekeepers - David Barr & Keith Mason

Results remain provisional until conclusion of technical/judicial matters

Signed:



(Chief Timekeeper)

Round 2, NI Karting Championships
Sorted on Laps

Iame/Honda Cadet

Nutts Corner National Circuit 0.829 miles

Pre-final

09/04/2022 14:10

Race (10:00 and 1 Laps) started at 14:24:28

| Pos | No. | Name | Laps | Total Tm | Diff | Gap | Best Tm | In Lap | 2nd Best | Avg Tm |
|-------------|-----|------------------|------|-----------|--------|--------|----------|--------|----------|----------|
| Honda Cadet | | | | | | | | | | |
| 1 | 60 | Joel MURPHY | 10 | 11:18.044 | | | 1:07.282 | 6 | 1:07.451 | 1:07.804 |
| 2 | 17 | Charlie CONDY | 10 | 11:18.146 | 0.102 | 0.102 | 1:07.037 | 4 | 1:07.346 | 1:07.801 |
| 3 | 19 | Conan WARNOCK | 10 | 11:25.086 | 7.042 | 6.940 | 1:07.817 | 2 | 1:07.847 | 1:08.487 |
| 4 | 18 | Archie CONDY | 10 | 11:25.664 | 7.620 | 0.578 | 1:07.781 | 2 | 1:07.979 | 1:08.559 |
| 5 | 32 | Harry McDOWELL | 10 | 11:25.932 | 7.888 | 0.268 | 1:07.592 | 2 | 1:07.869 | 1:08.561 |
| 6 | 46 | Evan PURCELL | 10 | 11:26.403 | 8.359 | 0.471 | 1:07.735 | 5 | 1:08.108 | 1:08.596 |
| 7 | 54 | Max COLBERT | 10 | 11:29.370 | 11.326 | 2.967 | 1:08.212 | 5 | 1:08.354 | 1:08.873 |
| 8 | 29 | Noah McFARLANE | 10 | 11:30.414 | 12.370 | 1.044 | 1:07.759 | 5 | 1:07.904 | 1:08.528 |
| 9 | 36 | Declan NOBLE | 10 | 11:31.534 | 13.490 | 1.120 | 1:07.877 | 9 | 1:07.989 | 1:08.584 |
| 10 | 25 | Joshua WYLIE | 10 | 11:37.765 | 19.721 | 6.231 | 1:08.867 | 2 | 1:09.077 | 1:09.678 |
| 11 | 35 | Harry MONTGOMERY | 10 | 11:37.851 | 19.807 | 0.086 | 1:08.764 | 8 | 1:08.857 | 1:09.701 |
| Iame Cadet | | | | | | | | | | |
| 1 | 10 | Charlie BLAIR | 10 | 11:26.600 | | | 1:07.482 | 9 | 1:07.847 | 1:08.511 |
| 2 | 193 | Andie STEWART | 10 | 11:36.884 | 10.284 | 10.284 | 1:07.987 | 7 | 1:08.317 | 1:08.997 |
| 3 | 93 | Johnston STEWART | 10 | 11:38.983 | 12.383 | 2.099 | 1:08.925 | 10 | 1:09.112 | 1:09.763 |

Announcements

Drivers No. 29,36 & 193: 5-sec penalty C2.3.4 (incorrectly positioned front fairing)

| Margin of Victory | Avg. Speed | Best Lap Tm | Best Speed | Best Lap by |
|-------------------|------------|-------------|------------|--------------------|
| 0.102 | 44.003 | 1:07.037 | 44.507 | 17 - Charlie CONDY |


Clerk of the Course - Paul Fullerton

Orbits

Timekeepers - David Barr & Keith Mason

Results remain provisional until conclusion of technical/judicial matters

Signed:



 Chief
 Timekeeper

Round 2, NI Karting Championships

Class: Iame/Honda Cadet

Location: Nutts Corner National Circuit 0.829 miles

Pre-final

Date/Time: 09/04/2022 14:10

Race (10:00 and 1 Laps) started at 14:24:28

| Lap | Lap Tm | Diff | Time of Day |
|----------------------------|-----------------|--------|--------------|
| (60) Joel MURPHY | | | |
| 1 | 1:08.972 | +1.690 | 14:25:37.515 |
| 2 | 1:07.671 | +0.389 | 14:26:45.186 |
| 3 | 1:07.588 | +0.306 | 14:27:52.774 |
| 4 | 1:07.451 | +0.169 | 14:29:00.225 |
| 5 | 1:07.680 | +0.398 | 14:30:07.905 |
| 6 | 1:07.282 | | 14:31:15.187 |
| 7 | 1:07.542 | +0.260 | 14:32:22.729 |
| 8 | 1:07.909 | +0.627 | 14:33:30.638 |
| 9 | 1:08.123 | +0.841 | 14:34:38.761 |
| 10 | 1:07.826 | +0.544 | 14:35:46.587 |
| (17) Charlie CONDY | | | |
| 1 | 1:09.404 | +2.367 | 14:25:38.080 |
| 2 | 1:07.814 | +0.777 | 14:26:45.894 |
| 3 | 1:07.412 | +0.375 | 14:27:53.306 |
| 4 | 1:07.037 | | 14:29:00.343 |
| 5 | 1:07.355 | +0.318 | 14:30:07.698 |
| 6 | 1:07.346 | +0.309 | 14:31:15.044 |
| 7 | 1:07.741 | +0.704 | 14:32:22.785 |
| 8 | 1:07.891 | +0.854 | 14:33:30.676 |
| 9 | 1:08.116 | +1.079 | 14:34:38.792 |
| 10 | 1:07.897 | +0.860 | 14:35:46.689 |
| (19) Conan WARNOCK | | | |
| 1 | 1:09.974 | +2.157 | 14:25:38.733 |
| 2 | 1:07.817 | | 14:26:46.550 |
| 3 | 1:08.398 | +0.581 | 14:27:54.948 |
| 4 | 1:07.948 | +0.131 | 14:29:02.896 |
| 5 | 1:08.187 | +0.370 | 14:30:11.083 |
| 6 | 1:08.834 | +1.017 | 14:31:19.917 |
| 7 | 1:07.847 | +0.030 | 14:32:27.764 |
| 8 | 1:09.621 | +1.804 | 14:33:37.385 |
| 9 | 1:08.045 | +0.228 | 14:34:45.430 |
| 10 | 1:08.199 | +0.382 | 14:35:53.629 |
| (18) Archie CONDY | | | |
| 1 | 1:09.704 | +1.923 | 14:25:38.314 |
| 2 | 1:07.781 | | 14:26:46.095 |
| 3 | 1:09.186 | +1.405 | 14:27:55.281 |
| 4 | 1:08.026 | +0.245 | 14:29:03.307 |
| 5 | 1:08.120 | +0.339 | 14:30:11.427 |
| 6 | 1:09.235 | +1.454 | 14:31:20.662 |
| 7 | 1:08.048 | +0.267 | 14:32:28.710 |
| 8 | 1:08.808 | +1.027 | 14:33:37.518 |
| 9 | 1:07.979 | +0.198 | 14:34:45.497 |
| 10 | 1:08.710 | +0.929 | 14:35:54.207 |
| (32) Harry McDOWELL | | | |
| 1 | 1:09.788 | +2.196 | 14:25:38.646 |
| 2 | 1:07.592 | | 14:26:46.238 |
| 3 | 1:08.641 | +1.049 | 14:27:54.879 |
| 4 | 1:08.194 | +0.602 | 14:29:03.073 |
| 5 | 1:08.092 | +0.500 | 14:30:11.165 |
| 6 | 1:08.956 | +1.364 | 14:31:20.121 |
| 7 | 1:07.869 | +0.277 | 14:32:27.990 |
| 8 | 1:09.146 | +1.554 | 14:33:37.136 |
| 9 | 1:08.588 | +0.996 | 14:34:45.724 |
| 10 | 1:08.751 | +1.159 | 14:35:54.475 |
| (46) Evan PURCELL | | | |
| 1 | 1:10.556 | +2.821 | 14:25:39.534 |
| 2 | 1:08.210 | +0.475 | 14:26:47.744 |
| 3 | 1:08.108 | +0.373 | 14:27:55.852 |
| 4 | 1:08.230 | +0.495 | 14:29:04.082 |


| Lap | Lap Tm | Diff | Time of Day |
|----------------------------|-----------------|--------|--------------|
| 5 | 1:07.735 | | 14:30:11.817 |
| 6 | 1:08.719 | +0.984 | 14:31:20.536 |
| 7 | 1:08.442 | +0.707 | 14:32:28.978 |
| 8 | 1:08.841 | +1.106 | 14:33:37.819 |
| 9 | 1:08.238 | +0.503 | 14:34:46.057 |
| 10 | 1:08.889 | +1.154 | 14:35:54.946 |
| (10) Charlie BLAIR | | | |
| 1 | 1:11.016 | +3.534 | 14:25:41.041 |
| 2 | 1:08.202 | +0.720 | 14:26:49.243 |
| 3 | 1:08.592 | +1.110 | 14:27:57.835 |
| 4 | 1:08.484 | +1.002 | 14:29:06.319 |
| 5 | 1:08.319 | +0.837 | 14:30:14.638 |
| 6 | 1:08.143 | +0.661 | 14:31:22.781 |
| 7 | 1:07.847 | +0.365 | 14:32:30.624 |
| 8 | 1:07.978 | +0.496 | 14:33:38.606 |
| 9 | 1:07.482 | | 14:34:46.088 |
| 10 | 1:09.055 | +1.573 | 14:35:55.143 |
| (54) Max COLBERT | | | |
| 1 | 1:11.519 | +3.307 | 14:25:40.698 |
| 2 | 1:08.528 | +0.316 | 14:26:49.226 |
| 3 | 1:09.110 | +0.898 | 14:27:58.336 |
| 4 | 1:08.841 | +0.629 | 14:29:07.177 |
| 5 | 1:08.212 | | 14:30:15.389 |
| 6 | 1:08.568 | +0.356 | 14:31:23.957 |
| 7 | 1:08.535 | +0.323 | 14:32:32.492 |
| 8 | 1:08.519 | +0.307 | 14:33:41.011 |
| 9 | 1:08.548 | +0.336 | 14:34:49.559 |
| 10 | 1:08.354 | +0.142 | 14:35:57.913 |
| (29) Noah McFARLANE | | | |
| 1 | 1:09.224 | +1.465 | 14:25:37.896 |
| 2 | 1:07.904 | +0.145 | 14:26:45.800 |
| 3 | 1:09.624 | +1.865 | 14:27:55.424 |
| 4 | 1:08.382 | +0.623 | 14:29:03.806 |
| 5 | 1:07.759 | | 14:30:11.565 |
| 6 | 1:08.793 | +1.034 | 14:31:20.358 |
| 7 | 1:08.161 | +0.402 | 14:32:28.519 |
| 8 | 1:08.697 | +0.938 | 14:33:37.216 |
| 9 | 1:08.095 | +0.336 | 14:34:45.311 |
| 10 | 1:08.646 | +0.887 | 14:35:53.957 |
| (36) Declan NOBLE | | | |
| 1 | 1:11.238 | +3.361 | 14:25:40.466 |
| 2 | 1:08.652 | +0.775 | 14:26:49.118 |
| 3 | 1:08.813 | +0.936 | 14:27:57.931 |
| 4 | 1:08.764 | +0.887 | 14:29:06.695 |
| 5 | 1:08.318 | +0.441 | 14:30:15.013 |
| 6 | 1:08.166 | +0.289 | 14:31:23.179 |
| 7 | 1:07.989 | +0.112 | 14:32:31.168 |
| 8 | 1:07.998 | +0.121 | 14:33:39.166 |
| 9 | 1:07.877 | | 14:34:47.043 |
| 10 | 1:08.034 | +0.157 | 14:35:55.077 |
| (193) Andie STEWART | | | |
| 1 | 1:11.792 | +3.805 | 14:25:42.243 |
| 2 | 1:09.620 | +1.633 | 14:26:51.863 |
| 3 | 1:08.864 | +0.877 | 14:28:00.727 |
| 4 | 1:08.845 | +0.858 | 14:29:09.572 |
| 5 | 1:08.358 | +0.371 | 14:30:17.930 |
| 6 | 1:09.026 | +1.039 | 14:31:26.956 |
| 7 | 1:07.987 | | 14:32:34.943 |
| 8 | 1:08.575 | +0.588 | 14:33:43.518 |
| 9 | 1:08.317 | +0.330 | 14:34:51.835 |
| 10 | 1:08.592 | +0.605 | 14:36:00.427 |

| Lap | Lap Tm | Diff | Time of Day |
|------------------------------|-----------------|--------|--------------|
| (25) Joshua WYLIE | | | |
| 1 | 1:11.467 | +2.600 | 14:25:40.993 |
| 2 | 1:08.867 | | 14:26:49.860 |
| 3 | 1:09.077 | +0.210 | 14:27:58.937 |
| 4 | 1:09.395 | +0.528 | 14:29:08.332 |
| 5 | 1:09.572 | +0.705 | 14:30:17.904 |
| 6 | 1:09.387 | +0.520 | 14:31:27.291 |
| 7 | 1:09.320 | +0.453 | 14:32:36.611 |
| 8 | 1:09.558 | +0.691 | 14:33:46.169 |
| 9 | 1:10.158 | +1.291 | 14:34:56.327 |
| 10 | 1:09.981 | +1.114 | 14:36:06.308 |
| (35) Harry MONTGOMERY | | | |
| 1 | 1:12.777 | +4.013 | 14:25:42.152 |
| 2 | 1:09.536 | +0.772 | 14:26:51.688 |
| 3 | 1:09.520 | +0.756 | 14:28:01.208 |
| 4 | 1:09.232 | +0.468 | 14:29:10.440 |
| 5 | 1:09.252 | +0.488 | 14:30:19.692 |
| 6 | 1:09.224 | +0.460 | 14:31:28.916 |
| 7 | 1:08.857 | +0.093 | 14:32:37.773 |
| 8 | 1:08.764 | | 14:33:46.537 |
| 9 | 1:09.875 | +1.111 | 14:34:56.412 |
| 10 | 1:09.982 | +1.218 | 14:36:06.394 |
| (93) Johnston STEWART | | | |
| 1 | 1:13.032 | +4.107 | 14:25:42.920 |
| 2 | 1:09.344 | +0.419 | 14:26:52.264 |
| 3 | 1:09.257 | +0.332 | 14:28:01.521 |
| 4 | 1:09.256 | +0.331 | 14:29:10.777 |
| 5 | 1:09.226 | +0.301 | 14:30:20.003 |
| 6 | 1:10.861 | +1.936 | 14:31:30.864 |
| 7 | 1:09.424 | +0.499 | 14:32:40.288 |
| 8 | 1:09.112 | +0.187 | 14:33:49.400 |
| 9 | 1:09.201 | +0.276 | 14:34:58.601 |
| 10 | 1:08.925 | | 14:36:07.526 |

Clerk of the Course - Paul Fullerton Orbits

Timekeepers - David Barr & Keith Mason

Results remain provisional until conclusion of technical/judicial matters

Signed:  (Chief Timekeeper)

Round 2, NI Karting Championships
Sorted on Laps

Junior/Mini Max

Nutts Corner National Circuit 0.829 miles

Pre-final

09/04/2022 14:25

Race (10:00 and 1 Laps) started at 14:39:39

| Pos | No. | Name | Laps | Total Tm | Diff | Gap | Best Tm | In Lap | 2nd Best | Avg Tm |
|----------------|-----|---------------------------|------|-----------|--------|--------|----------|--------|----------|----------|
| Junior Max | | | | | | | | | | |
| 1 | 72 | Gavin DEWART | 12 | 11:34.520 | | | 57.115 | 9 | 57.227 | 57.855 |
| 2 | 46 | Bobby Joe McFALL | 12 | 11:34.915 | 0.395 | 0.395 | 57.150 | 7 | 57.237 | 57.909 |
| 3 | 36 | Joe GARDINER | 12 | 11:35.110 | 0.590 | 0.195 | 57.338 | 12 | 57.378 | 57.918 |
| 4 | 34 | Peter GILLILAND | 12 | 11:35.974 | 1.454 | 0.864 | 57.450 | 7 | 57.467 | 57.966 |
| 5 | 15 | James ROBINSON | 12 | 11:36.307 | 1.787 | 0.333 | 57.301 | 11 | 57.381 | 57.997 |
| 6 | 14 | Carter KELLY | 12 | 11:37.007 | 2.487 | 0.700 | 57.555 | 3 | 57.578 | 58.074 |
| 7 | 37 | Steve MONTGOMERY | 12 | 11:52.406 | 17.886 | 15.399 | 58.693 | 11 | 58.783 | 59.319 |
| 8 | 19 | Adam McGIVERN | 12 | 11:57.816 | 23.296 | 5.410 | 58.855 | 10 | 58.870 | 59.748 |
| Mini Max | | | | | | | | | | |
| 1 | 22 | Cole McFADDEN BIGGERSTAFF | 12 | 12:30.558 | | | 1:01.494 | 11 | 1:01.509 | 1:02.407 |
| 2 | 30 | John O'NEILL | 11 | 11:53.272 | 1 Lap | 1 Lap | 1:03.334 | 7 | 1:03.641 | 1:04.679 |
| 3 | 55 | Dennis CHERRY | 11 | 11:54.560 | 1 Lap | 1.288 | 1:03.589 | 3 | 1:03.692 | 1:04.826 |
| Not classified | | | | | | | | | | |
| DNS | 88 | Lewis ARTHUR | | | DNS | | | 0 | | |

| Margin of Victory | Avg. Speed | Best Lap Tm | Best Speed | Best Lap by |
|-------------------|------------|-------------|------------|-------------------|
| 0.395 | 51.551 | 57.115 | 52.239 | 72 - Gavin DEWART |


Clerk of the Course - Paul Fullerton

Orbits

Timekeepers - David Barr & Keith Mason

Results remain provisional until conclusion of technical/judicial matters

Signed:



 Chief
 Timekeeper

Round 2, NI Karting Championships

Junior/Mini Max

Nutts Corner National Circuit 0.829 miles

Pre-final

09/04/2022 14:25

Race (10:00 and 1 Laps) started at 14:39:39

| Lap | Lap Tm | Diff | Time of Day |
|--------------------------|---------------|--------|--------------|
| (72) Gavin DEWART | | | |
| 1 | 1:00.015 | +2.900 | 14:40:39.497 |
| 2 | 57.695 | +0.580 | 14:41:37.192 |
| 3 | 57.227 | +0.112 | 14:42:34.419 |
| 4 | 57.944 | +0.829 | 14:43:32.363 |
| 5 | 58.064 | +0.949 | 14:44:30.427 |
| 6 | 57.600 | +0.485 | 14:45:28.027 |
| 7 | 57.235 | +0.120 | 14:46:25.262 |
| 8 | 57.278 | +0.163 | 14:47:22.540 |
| 9 | 57.115 | | 14:48:19.655 |
| 10 | 58.927 | +1.812 | 14:49:18.582 |
| 11 | 57.774 | +0.659 | 14:50:16.356 |
| 12 | 57.387 | +0.272 | 14:51:13.743 |

| | | | |
|------------------------------|---------------|--------|--------------|
| (46) Bobby Joe McFALL | | | |
| 1 | 59.742 | +2.592 | 14:40:38.965 |
| 2 | 57.755 | +0.605 | 14:41:36.720 |
| 3 | 57.505 | +0.355 | 14:42:34.225 |
| 4 | 58.058 | +0.908 | 14:43:32.283 |
| 5 | 58.100 | +0.950 | 14:44:30.383 |
| 6 | 57.252 | +0.102 | 14:45:27.635 |
| 7 | 57.150 | | 14:46:24.785 |
| 8 | 57.542 | +0.392 | 14:47:22.327 |
| 9 | 57.237 | +0.087 | 14:48:19.564 |
| 10 | 58.969 | +1.819 | 14:49:18.533 |
| 11 | 58.285 | +1.135 | 14:50:16.818 |
| 12 | 57.320 | +0.170 | 14:51:14.138 |

| | | | |
|--------------------------|---------------|--------|--------------|
| (36) Joe GARDINER | | | |
| 1 | 59.875 | +2.537 | 14:40:39.187 |
| 2 | 57.671 | +0.333 | 14:41:36.858 |
| 3 | 57.461 | +0.123 | 14:42:34.319 |
| 4 | 57.899 | +0.561 | 14:43:32.218 |
| 5 | 57.558 | +0.220 | 14:44:29.776 |
| 6 | 57.502 | +0.164 | 14:45:27.278 |
| 7 | 57.378 | +0.040 | 14:46:24.656 |
| 8 | 57.422 | +0.084 | 14:47:22.078 |
| 9 | 57.407 | +0.069 | 14:48:19.485 |
| 10 | 59.398 | +2.060 | 14:49:18.883 |
| 11 | 58.112 | +0.774 | 14:50:16.995 |
| 12 | 57.338 | | 14:51:14.333 |

| | | | |
|-----------------------------|---------------|--------|--------------|
| (34) Peter GILLILAND | | | |
| 1 | 1:00.196 | +2.746 | 14:40:39.792 |
| 2 | 57.976 | +0.526 | 14:41:37.768 |
| 3 | 57.531 | +0.081 | 14:42:35.299 |
| 4 | 57.467 | +0.017 | 14:43:32.766 |
| 5 | 58.088 | +0.638 | 14:44:30.854 |
| 6 | 58.106 | +0.656 | 14:45:28.960 |
| 7 | 57.450 | | 14:46:26.410 |
| 8 | 57.757 | +0.307 | 14:47:24.167 |
| 9 | 57.657 | +0.207 | 14:48:21.824 |
| 10 | 57.626 | +0.176 | 14:49:19.450 |
| 11 | 57.900 | +0.450 | 14:50:17.350 |
| 12 | 57.847 | +0.397 | 14:51:15.197 |

| | | | |
|----------------------------|----------|--------|--------------|
| (15) James ROBINSON | | | |
| 1 | 1:00.936 | +3.635 | 14:40:40.497 |
| 2 | 57.981 | +0.680 | 14:41:38.478 |
| 3 | 57.855 | +0.554 | 14:42:36.333 |
| 4 | 57.855 | +0.554 | 14:43:34.188 |
| 5 | 57.381 | +0.080 | 14:44:31.569 |
| 6 | 57.527 | +0.226 | 14:45:29.096 |
| 7 | 57.433 | +0.132 | 14:46:26.529 |
| 8 | 57.888 | +0.587 | 14:47:24.417 |

| | | | |
|----|---------------|--------|--------------|
| 9 | 58.059 | +0.758 | 14:48:22.476 |
| 10 | 57.883 | +0.582 | 14:49:20.359 |
| 11 | 57.301 | | 14:50:17.660 |
| 12 | 57.870 | +0.569 | 14:51:15.530 |

| | | | |
|--------------------------|---------------|--------|--------------|
| (14) Carter KELLY | | | |
| 1 | 1:00.343 | +2.788 | 14:40:39.684 |
| 2 | 57.755 | +0.200 | 14:41:37.439 |
| 3 | 57.555 | | 14:42:34.994 |
| 4 | 57.651 | +0.096 | 14:43:32.645 |
| 5 | 58.056 | +0.501 | 14:44:30.701 |
| 6 | 57.842 | +0.287 | 14:45:28.543 |
| 7 | 57.690 | +0.135 | 14:46:26.233 |
| 8 | 58.012 | +0.457 | 14:47:24.245 |
| 9 | 57.949 | +0.394 | 14:48:22.194 |
| 10 | 58.608 | +1.053 | 14:49:20.802 |
| 11 | 57.578 | +0.023 | 14:50:18.380 |
| 12 | 57.850 | +0.295 | 14:51:16.230 |

| | | | |
|------------------------------|---------------|--------|--------------|
| (37) Steve MONTGOMERY | | | |
| 1 | 1:02.302 | +3.609 | 14:40:42.102 |
| 2 | 59.188 | +0.495 | 14:41:41.290 |
| 3 | 58.904 | +0.211 | 14:42:40.194 |
| 4 | 58.862 | +0.169 | 14:43:39.056 |
| 5 | 58.965 | +0.272 | 14:44:38.021 |
| 6 | 58.824 | +0.131 | 14:45:36.845 |
| 7 | 58.972 | +0.279 | 14:46:35.817 |
| 8 | 58.977 | +0.284 | 14:47:34.794 |
| 9 | 58.906 | +0.213 | 14:48:33.700 |
| 10 | 58.783 | +0.090 | 14:49:32.483 |
| 11 | 58.693 | | 14:50:31.176 |
| 12 | 1:00.453 | +1.760 | 14:51:31.629 |

| | | | |
|---------------------------|---------------|--------|--------------|
| (19) Adam McGIVERN | | | |
| 1 | 1:03.334 | +4.479 | 14:40:43.397 |
| 2 | 1:00.741 | +1.886 | 14:41:44.138 |
| 3 | 1:00.085 | +1.230 | 14:42:44.223 |
| 4 | 59.492 | +0.637 | 14:43:43.715 |
| 5 | 59.350 | +0.495 | 14:44:43.065 |
| 6 | 59.476 | +0.621 | 14:45:42.541 |
| 7 | 59.523 | +0.668 | 14:46:42.064 |
| 8 | 58.870 | +0.015 | 14:47:40.934 |
| 9 | 59.083 | +0.228 | 14:48:40.017 |
| 10 | 58.855 | | 14:49:38.872 |
| 11 | 58.965 | +0.110 | 14:50:37.837 |
| 12 | 59.202 | +0.347 | 14:51:37.039 |

| | | | |
|---------------------------------------|-----------------|--------|--------------|
| (22) Cole McFADDEN BIGGERSTAFF | | | |
| 1 | 1:06.930 | +5.436 | 14:40:47.821 |
| 2 | 1:03.849 | +2.355 | 14:41:51.670 |
| 3 | 1:02.836 | +1.342 | 14:42:54.506 |
| 4 | 1:02.395 | +0.901 | 14:43:56.901 |
| 5 | 1:01.681 | +0.187 | 14:44:58.582 |
| 6 | 1:01.710 | +0.216 | 14:46:00.292 |
| 7 | 1:01.525 | +0.031 | 14:47:01.817 |
| 8 | 1:01.525 | +0.031 | 14:48:03.342 |
| 9 | 1:01.512 | +0.018 | 14:49:04.854 |
| 10 | 1:01.509 | +0.015 | 14:50:06.363 |
| 11 | 1:01.494 | | 14:51:07.857 |
| 12 | 1:01.924 | +0.430 | 14:52:09.781 |

| | | | |
|--------------------------|----------|--------|--------------|
| (30) John O'NEILL | | | |
| 1 | 1:07.760 | +4.426 | 14:40:48.784 |
| 2 | 1:04.200 | +0.866 | 14:41:52.984 |
| 3 | 1:03.641 | +0.307 | 14:42:56.625 |
| 4 | 1:03.754 | +0.420 | 14:44:00.379 |


Clerk of the Course - Paul Fullerton

Orbits

Timekeepers - David Barr & Keith Mason

Results remain provisional until conclusion of technical/judicial matters

Signed:



(Chief Timekeeper)

Round 2, NI Karting Championships

Sorted on Laps

Bambino

Nutts Corner National Circuit 0.829 miles

Heat 2

09/04/2022 14:40

Race (5:00 and 1 Laps) started at 14:54:36

| Pos | No. | Name | Laps | Total Tm | Diff | Gap | Best Tm | In Lap | 2nd Best | Avg Tm |
|-----|-----|----------------|------|----------|----------|--------|----------|--------|----------|----------|
| 1 | 36 | Ethan ROBINSON | 5 | 6:54.650 | | | 1:21.310 | 2 | 1:21.689 | 1:22.572 |
| 2 | 75 | Callum McVEIGH | 5 | 7:03.746 | 9.096 | 9.096 | 1:22.840 | 4 | 1:23.397 | 1:24.413 |
| 3 | 66 | Ryan ARMSTRONG | 5 | 7:04.855 | 10.205 | 1.109 | 1:22.950 | 4 | 1:23.495 | 1:24.394 |
| 4 | 24 | Jessica WYLIE | 5 | 7:55.769 | 1:01.119 | 50.914 | 1:33.888 | 4 | 1:33.917 | 1:34.571 |

| Margin of Victory | Avg. Speed | Best Lap Tm | Best Speed | Best Lap by |
|-------------------|------------|-------------|------------|---------------------|
| 9.096 | 35.977 | 1:21.310 | 36.694 | 36 - Ethan ROBINSON |


Clerk of the Course - Paul Fullerton

Orbits

Timekeepers - David Barr & Keith Mason

Results remain provisional until conclusion of technical/judicial matters

Signed:



Chief
Timekeeper



Round 2, NI Karting Championships

Bambino

Nutts Corner National Circuit 0.829 miles

Heat 2

09/04/2022 14:40

Race (5:00 and 1 Laps) started at 14:54:36

| Lap | Lap Tm | Diff | Time of Day | Lap | Lap Tm | Diff | Time of Day | Lap | Lap Tm | Diff | Time of Day |
|----------------------------|-----------------|--------|--------------|-----|--------|------|-------------|-----|--------|------|-------------|
| (36) Ethan ROBINSON | | | | | | | | | | | |
| 1 | 1:25.928 | +4.618 | 14:56:04.110 | | | | | | | | |
| 2 | 1:21.310 | | 14:57:25.420 | | | | | | | | |
| 3 | 1:21.689 | +0.379 | 14:58:47.109 | | | | | | | | |
| 4 | 1:21.897 | +0.587 | 15:00:09.006 | | | | | | | | |
| 5 | 1:22.039 | +0.729 | 15:01:31.045 | | | | | | | | |
| (75) Callum McVEIGH | | | | | | | | | | | |
| 1 | 1:28.235 | +5.395 | 14:56:06.311 | | | | | | | | |
| 2 | 1:23.968 | +1.128 | 14:57:30.279 | | | | | | | | |
| 3 | 1:23.625 | +0.785 | 14:58:53.904 | | | | | | | | |
| 4 | 1:22.840 | | 15:00:16.744 | | | | | | | | |
| 5 | 1:23.397 | +0.557 | 15:01:40.141 | | | | | | | | |
| (66) Ryan ARMSTRONG | | | | | | | | | | | |
| 1 | 1:27.285 | +4.335 | 14:56:06.565 | | | | | | | | |
| 2 | 1:24.061 | +1.111 | 14:57:30.626 | | | | | | | | |
| 3 | 1:23.495 | +0.545 | 14:58:54.121 | | | | | | | | |
| 4 | 1:22.950 | | 15:00:17.071 | | | | | | | | |
| 5 | 1:24.179 | +1.229 | 15:01:41.250 | | | | | | | | |
| (24) Jessica WYLIE | | | | | | | | | | | |
| 1 | 1:36.946 | +3.058 | 14:56:16.255 | | | | | | | | |
| 2 | 1:33.962 | +0.074 | 14:57:50.217 | | | | | | | | |
| 3 | 1:33.917 | +0.029 | 14:59:24.134 | | | | | | | | |
| 4 | 1:33.888 | | 15:00:58.022 | | | | | | | | |
| 5 | 1:34.142 | +0.254 | 15:02:32.164 | | | | | | | | |

Clerk of the Course - Paul Fullerton

Orbits

Timekeepers - David Barr & Keith Mason

Results remain provisional until conclusion of technical/judicial matters

Signed:  (Chief Timekeeper)

Printed: 09/04/2022 15:08:45



Round 2, NI Superkart C'ships

Sorted on Laps

125cc Superkarts

Nutts Corner (SK) 0.784 miles

Race 3

09/04/2022 14:45

Race (8:00 and 1 Laps) started at 15:07:47

| Pos | No. | Name | Laps | Total Tm | Diff | Gap | Best Tm | In Lap | 2nd Best | Avg Tm |
|----------------|-----|-----------------|------|----------|--------|--------|---------|--------|----------|--------|
| 1 | 19 | Danny HYLAND | 14 | 8:40.094 | | | 36.783 | 5 | 36.806 | 37.138 |
| 2 | 55 | Ross WITHEROW | 14 | 8:44.602 | 4.508 | 4.508 | 37.073 | 5 | 37.111 | 37.471 |
| 3 | 51 | Geoffrey SIMMS | 14 | 9:07.989 | 27.895 | 23.387 | 38.578 | 7 | 38.642 | 39.115 |
| Not classified | | | | | | | | | | |
| DNF | IGP | Ian WALSH | | 0.738 | DNF | | | 0 | | |
| DNS | 53 | Alan CROSSEN | | | DNS | | | 0 | | |
| DNS | 17 | Scott GREENAWAY | | | DNS | | | 0 | | |

| Margin of Victory | Avg. Speed | Best Lap Tm | Best Speed | Best Lap by |
|-------------------|------------|-------------|------------|-------------------|
| 4.508 | 75.974 | 36.783 | 76.731 | 19 - Danny HYLAND |


Clerk of the Course - Paul Fullerton

Orbits

Timekeepers - David Barr & Keith Mason

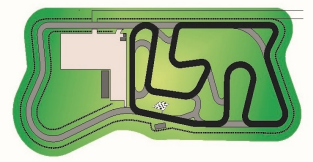
Results remain provisional until conclusion of technical/judicial matters

Signed:



Chief
Timekeeper

Printed: 09/04/2022 15:17:55



Round 2, NI Superkart C'ships

125cc Superkarts

Nutts Corner (SK) 0.784 miles

Race 3

09/04/2022 14:45

Race (8:00 and 1 Laps) started at 15:07:47

| Lap | Lap Tm | Diff | Time of Day | Lap | Lap Tm | Diff | Time of Day | Lap | Lap Tm | Diff | Time of Day |
|----------------------------|---------------|--------|--------------|-----|--------|------|-------------|-----|--------|------|-------------|
| (19) Danny HYLAND | | | | | | | | | | | |
| 1 | 39.230 | +2.447 | 15:08:26.878 | | | | | | | | |
| 2 | 37.463 | +0.680 | 15:09:04.341 | | | | | | | | |
| 3 | 37.120 | +0.337 | 15:09:41.461 | | | | | | | | |
| 4 | 37.051 | +0.268 | 15:10:18.512 | | | | | | | | |
| 5 | 36.783 | | 15:10:55.295 | | | | | | | | |
| 6 | 36.876 | +0.093 | 15:11:32.171 | | | | | | | | |
| 7 | 36.970 | +0.187 | 15:12:09.141 | | | | | | | | |
| 8 | 36.806 | +0.023 | 15:12:45.947 | | | | | | | | |
| 9 | 36.837 | +0.054 | 15:13:22.784 | | | | | | | | |
| 10 | 37.033 | +0.250 | 15:13:59.817 | | | | | | | | |
| 11 | 36.963 | +0.180 | 15:14:36.780 | | | | | | | | |
| 12 | 36.823 | +0.040 | 15:15:13.603 | | | | | | | | |
| 13 | 36.990 | +0.207 | 15:15:50.593 | | | | | | | | |
| 14 | 36.987 | +0.204 | 15:16:27.580 | | | | | | | | |
| (55) Ross WITHEROW | | | | | | | | | | | |
| 1 | 39.487 | +2.414 | 15:08:26.973 | | | | | | | | |
| 2 | 37.706 | +0.633 | 15:09:04.679 | | | | | | | | |
| 3 | 37.306 | +0.233 | 15:09:41.985 | | | | | | | | |
| 4 | 37.155 | +0.082 | 15:10:19.140 | | | | | | | | |
| 5 | 37.073 | | 15:10:56.213 | | | | | | | | |
| 6 | 37.594 | +0.521 | 15:11:33.807 | | | | | | | | |
| 7 | 37.111 | +0.038 | 15:12:10.918 | | | | | | | | |
| 8 | 37.294 | +0.221 | 15:12:48.212 | | | | | | | | |
| 9 | 37.248 | +0.175 | 15:13:25.460 | | | | | | | | |
| 10 | 37.237 | +0.164 | 15:14:02.697 | | | | | | | | |
| 11 | 37.295 | +0.222 | 15:14:39.992 | | | | | | | | |
| 12 | 37.326 | +0.253 | 15:15:17.318 | | | | | | | | |
| 13 | 37.178 | +0.105 | 15:15:54.496 | | | | | | | | |
| 14 | 37.592 | +0.519 | 15:16:32.088 | | | | | | | | |
| (51) Geoffrey SIMMS | | | | | | | | | | | |
| 1 | 40.987 | +2.409 | 15:08:28.849 | | | | | | | | |
| 2 | 39.372 | +0.794 | 15:09:08.221 | | | | | | | | |
| 3 | 39.130 | +0.552 | 15:09:47.351 | | | | | | | | |
| 4 | 38.902 | +0.324 | 15:10:26.253 | | | | | | | | |
| 5 | 38.978 | +0.400 | 15:11:05.231 | | | | | | | | |
| 6 | 38.911 | +0.333 | 15:11:44.142 | | | | | | | | |
| 7 | 38.578 | | 15:12:22.720 | | | | | | | | |
| 8 | 38.642 | +0.064 | 15:13:01.362 | | | | | | | | |
| 9 | 38.743 | +0.165 | 15:13:40.105 | | | | | | | | |
| 10 | 38.885 | +0.307 | 15:14:18.990 | | | | | | | | |
| 11 | 39.026 | +0.448 | 15:14:58.016 | | | | | | | | |
| 12 | 39.092 | +0.514 | 15:15:37.108 | | | | | | | | |
| 13 | 39.197 | +0.619 | 15:16:16.305 | | | | | | | | |
| 14 | 39.170 | +0.592 | 15:16:55.475 | | | | | | | | |

Clerk of the Course - Paul Fullerton

Orbits

Timekeepers - David Barr & Keith Mason

Results remain provisional until conclusion of technical/judicial matters

Signed:  (Chief Timekeeper)

Printed: 09/04/2022 15:18:14



Round 2, NI Superkart C'ships

Sorted on Laps

250cc Superkarts

Nutts Corner (SK) 0.784 miles

Race 3

09/04/2022 15:00

Race (8:00 and 1 Laps) started at 15:19:21

| Pos | No. | Name | Laps | Total Tm | Diff | Gap | Best Tm | In Lap | 2nd Best | Avg Tm |
|-----|-----|---------------|------|----------|--------|--------|---------|--------|----------|--------|
| 1 | 40 | Aaron NEWELL | 15 | 8:41.408 | | | 34.409 | 12 | 34.471 | 34.760 |
| 2 | 27 | Alan WITHEROW | 15 | 8:44.909 | 3.501 | 3.501 | 34.364 | 11 | 34.520 | 34.990 |
| 3 | 3 | Liam FOX | 15 | 8:51.995 | 10.587 | 7.086 | 34.962 | 5 | 35.078 | 35.265 |
| 4 | 43 | Brian JONES | 15 | 9:16.681 | 35.273 | 24.686 | 33.966 | 5 | 34.435 | 37.096 |

Not classified

| | | | | | | | | | | |
|-----|----|----------------|----|----------|-----|--|--------|---|--------|--------|
| DNF | 18 | Warren DEERY | 11 | 6:57.315 | DNF | | 36.960 | 4 | 37.237 | 37.885 |
| DNF | 16 | Peter DEERY | 9 | 6:04.834 | DNF | | 39.186 | 5 | 39.444 | 40.410 |
| DNF | 72 | Richard DEWART | 1 | 40.415 | DNF | | 40.148 | 1 | | 40.148 |
| DNS | 12 | Eoin BUCKLEY | | | DNS | | | 0 | | |

| Margin of Victory | Avg. Speed | Best Lap Tm | Best Speed | Best Lap by |
|-------------------|------------|-------------|------------|------------------|
| 3.501 | 81.196 | 33.966 | 83.095 | 43 - Brian JONES |


Clerk of the Course - Paul Fullerton

Orbits

Timekeepers - David Barr & Keith Mason

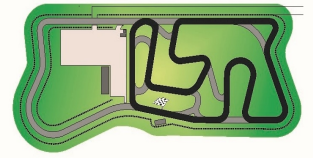
Results remain provisional until conclusion of technical/judicial matters

Signed:



Chief
Timekeeper





Round 2, NI Superkart C'ships

250cc Superkarts

Nutts Corner (SK) 0.784 miles

Race 3

09/04/2022 15:00

Race (8:00 and 1 Laps) started at 15:19:21

| Lap | Lap Tm | Diff | Time of Day |
|--------------------------|---------------|--------|--------------|
| (40) Aaron NEWELL | | | |
| 1 | 36.177 | +1.768 | 15:19:58.175 |
| 2 | 34.944 | +0.535 | 15:20:33.119 |
| 3 | 35.224 | +0.815 | 15:21:08.343 |
| 4 | 34.579 | +0.170 | 15:21:42.922 |
| 5 | 34.499 | +0.090 | 15:22:17.421 |
| 6 | 34.471 | +0.062 | 15:22:51.892 |
| 7 | 34.891 | +0.482 | 15:23:26.783 |
| 8 | 34.820 | +0.411 | 15:24:01.603 |
| 9 | 34.671 | +0.262 | 15:24:36.274 |
| 10 | 34.697 | +0.288 | 15:25:10.971 |
| 11 | 34.508 | +0.099 | 15:25:45.479 |
| 12 | 34.409 | | 15:26:19.888 |
| 13 | 34.489 | +0.080 | 15:26:54.377 |
| 14 | 34.556 | +0.147 | 15:27:28.933 |
| 15 | 34.473 | +0.064 | 15:28:03.406 |

| Lap | Lap Tm | Diff | Time of Day |
|---------------------------|---------------|--------|--------------|
| (27) Alan WITHEROW | | | |
| 1 | 36.307 | +1.943 | 15:19:58.351 |
| 2 | 34.879 | +0.515 | 15:20:33.230 |
| 3 | 34.995 | +0.631 | 15:21:08.225 |
| 4 | 35.190 | +0.826 | 15:21:43.415 |
| 5 | 34.931 | +0.567 | 15:22:18.346 |
| 6 | 34.816 | +0.452 | 15:22:53.162 |
| 7 | 34.983 | +0.619 | 15:23:28.145 |
| 8 | 35.402 | +1.038 | 15:24:03.547 |
| 9 | 34.634 | +0.270 | 15:24:38.181 |
| 10 | 34.520 | +0.156 | 15:25:12.701 |
| 11 | 34.364 | | 15:25:47.065 |
| 12 | 35.112 | +0.748 | 15:26:22.177 |
| 13 | 34.988 | +0.624 | 15:26:57.165 |
| 14 | 34.730 | +0.366 | 15:27:31.895 |
| 15 | 35.012 | +0.648 | 15:28:06.907 |

| Lap | Lap Tm | Diff | Time of Day |
|---------------------|---------------|--------|--------------|
| (3) Liam FOX | | | |
| 1 | 35.371 | +0.409 | 15:20:35.652 |
| 2 | 35.194 | +0.232 | 15:21:10.846 |
| 3 | 35.078 | +0.116 | 15:21:45.924 |
| 4 | 35.139 | +0.177 | 15:22:21.063 |
| 5 | 34.962 | | 15:22:56.025 |
| 6 | 35.238 | +0.276 | 15:23:31.263 |
| 7 | 35.201 | +0.239 | 15:24:06.464 |
| 8 | 35.368 | +0.406 | 15:24:41.832 |
| 9 | 35.213 | +0.251 | 15:25:17.045 |
| 10 | 35.126 | +0.164 | 15:25:52.171 |
| 11 | 35.598 | +0.636 | 15:26:27.769 |
| 12 | 35.364 | +0.402 | 15:27:03.133 |
| 13 | 35.386 | +0.424 | 15:27:38.519 |
| 14 | 35.474 | +0.512 | 15:28:13.993 |

| Lap | Lap Tm | Diff | Time of Day |
|-------------------------|---------------|--------|--------------|
| (43) Brian JONES | | | |
| 1 | 36.984 | +3.018 | 15:19:59.209 |
| 2 | 34.711 | +0.745 | 15:20:33.920 |
| 3 | 34.667 | +0.701 | 15:21:08.587 |
| 4 | 35.221 | +1.255 | 15:21:43.808 |
| 5 | 33.966 | | 15:22:17.774 |
| 6 | 34.435 | +0.469 | 15:22:52.209 |
| 7 | 34.768 | +0.802 | 15:23:26.977 |
| 8 | 36.619 | +2.653 | 15:24:03.596 |
| 9 | 36.652 | +2.686 | 15:24:40.248 |
| 10 | 38.148 | +4.182 | 15:25:18.396 |
| 11 | 39.002 | +5.036 | 15:25:57.398 |
| 12 | 39.674 | +5.708 | 15:26:37.072 |
| 13 | 40.410 | +6.444 | 15:27:17.482 |
| 14 | 40.616 | +6.650 | 15:27:58.098 |

| Lap | Lap Tm | Diff | Time of Day |
|--------------------------|---------------|--------|--------------|
| 15 | 40.581 | +6.615 | 15:28:38.679 |
| (18) Warren DEERY | | | |
| 1 | 38.968 | +2.008 | 15:20:01.539 |
| 2 | 37.594 | +0.634 | 15:20:39.133 |
| 3 | 37.392 | +0.432 | 15:21:16.525 |
| 4 | 36.960 | | 15:21:53.485 |
| 5 | 37.237 | +0.277 | 15:22:30.722 |
| 6 | 37.241 | +0.281 | 15:23:07.963 |
| 7 | 37.263 | +0.303 | 15:23:45.226 |
| 8 | 37.399 | +0.439 | 15:24:22.625 |
| 9 | 37.533 | +0.573 | 15:25:00.158 |
| 10 | 37.438 | +0.478 | 15:25:37.596 |
| 11 | 41.717 | +4.757 | 15:26:19.313 |

| Lap | Lap Tm | Diff | Time of Day |
|-------------------------|---------------|--------|--------------|
| (16) Peter DEERY | | | |
| 1 | 41.063 | +1.877 | 15:20:04.204 |
| 2 | 40.635 | +1.449 | 15:20:44.839 |
| 3 | 40.317 | +1.131 | 15:21:25.156 |
| 4 | 39.444 | +0.258 | 15:22:04.600 |
| 5 | 39.186 | | 15:22:43.786 |
| 6 | 39.915 | +0.729 | 15:23:23.701 |
| 7 | 42.151 | +2.965 | 15:24:05.852 |
| 8 | 40.966 | +1.780 | 15:24:46.818 |
| 9 | 40.014 | +0.828 | 15:25:26.832 |

| Lap | Lap Tm | Diff | Time of Day |
|----------------------------|---------------|------|--------------|
| (72) Richard DEWART | | | |
| 1 | 40.148 | | 15:20:02.413 |


Clerk of the Course - Paul Fullerton

Orbits

Timekeepers - David Barr & Keith Mason

Results remain provisional until conclusion of technical/judicial matters

Signed:



(Chief Timekeeper)

Printed: 09/04/2022 15:31:27



Round 2, NI Karting Championships

Sorted on Laps

Senior Max

Nutts Corner National Circuit 0.829 miles

Final

09/04/2022 15:35

Race (10:00 and 1 Laps) started at 15:39:39

| Pos | No. | Name | Laps | Total Tm | Diff | Gap | Best Tm | In Lap | 2nd Best | Avg Tm |
|------------|-----|--------------------|------|-----------|--------|--------|---------|--------|----------|--------|
| Senior Max | | | | | | | | | | |
| 1 | 1 | Conor McPOLIN | 12 | 11:11.216 | | | 55.437 | 4 | 55.455 | 55.934 |
| 2 | 43 | Ben McFALL | 12 | 11:17.669 | 6.453 | 6.453 | 56.126 | 4 | 56.152 | 56.461 |
| 3 | 26 | Daniel CONLON | 12 | 11:18.030 | 6.814 | 0.361 | 55.906 | 3 | 56.070 | 56.458 |
| 4 | 32 | Gary BLAIR | 12 | 11:20.282 | 9.066 | 2.252 | 56.300 | 3 | 56.339 | 56.661 |
| 5 | 33 | Pearse MURTAGH | 12 | 11:20.921 | 9.705 | 0.639 | 56.286 | 3 | 56.365 | 56.719 |
| 6 | 20 | Zak LECKEY | 12 | 11:22.081 | 10.865 | 1.160 | 56.284 | 3 | 56.570 | 56.784 |
| 7 | 36 | Neville BELL | 12 | 11:22.355 | 11.139 | 0.274 | 56.457 | 5 | 56.529 | 56.792 |
| 8 | NW | Simon ALLEN | 12 | 11:31.608 | 20.392 | 9.253 | 57.010 | 2 | 57.014 | 57.574 |
| 9 | 24 | Jason HETHERINGTON | 12 | 11:33.303 | 22.087 | 1.695 | 57.149 | 4 | 57.247 | 57.672 |
| 10 | 22 | Paul PRENTICE | 12 | 11:38.691 | 27.475 | 5.388 | 57.584 | 4 | 57.588 | 58.146 |
| 11 | 35 | James GILLILAND | 9 | 8:27.826 | 3 Laps | 3 Laps | 56.047 | 5 | 56.192 | 56.423 |
| 12 | 56 | Connor SMITH | 5 | 4:56.634 | 7 Laps | 4 Laps | 57.922 | 5 | 58.511 | 59.023 |

Senior Max 177

| | | | | | | | | | | |
|---|----|--------------|----|-----------|--|--|--------|---|--------|--------|
| 1 | 21 | Jamie LECKEY | 12 | 11:45.009 | | | 58.145 | 2 | 58.170 | 58.662 |
|---|----|--------------|----|-----------|--|--|--------|---|--------|--------|

| Margin of Victory | Avg. Speed | Best Lap Tm | Best Speed | Best Lap by |
|-------------------|------------|-------------|------------|-------------------|
| 6.453 | 53.341 | 55.437 | 53.820 | 1 - Conor McPOLIN |


Clerk of the Course - Paul Fullerton

Orbits

Timekeepers - David Barr & Keith Mason

Results remain provisional until conclusion of technical/judicial matters

Signed:



Chief
Timekeeper



Round 2, NI Karting Championships

Senior Max

Nutts Corner National Circuit 0.829 miles

Final

09/04/2022 15:35

Race (10:00 and 1 Laps) started at 15:39:39

| Lap | Lap Tm | Diff | Time of Day |
|--------------------------|---------------|--------|--------------|
| (1) Conor McPOLIN | | | |
| 1 | 56.568 | +1.131 | 15:40:35.582 |
| 2 | 55.523 | +0.086 | 15:41:31.105 |
| 3 | 55.455 | +0.018 | 15:42:26.560 |
| 4 | 55.437 | | 15:43:21.997 |
| 5 | 55.598 | +0.161 | 15:44:17.595 |
| 6 | 55.687 | +0.250 | 15:45:13.282 |
| 7 | 55.732 | +0.295 | 15:46:09.014 |
| 8 | 55.772 | +0.335 | 15:47:04.786 |
| 9 | 55.878 | +0.441 | 15:48:00.664 |
| 10 | 55.939 | +0.502 | 15:48:56.603 |
| 11 | 57.544 | +2.107 | 15:49:54.147 |
| 12 | 56.083 | +0.646 | 15:50:50.230 |

| Lap | Lap Tm | Diff | Time of Day |
|------------------------|---------------|--------|--------------|
| (43) Ben McFALL | | | |
| 1 | 57.555 | +1.429 | 15:40:36.702 |
| 2 | 56.372 | +0.246 | 15:41:33.074 |
| 3 | 56.389 | +0.263 | 15:42:29.463 |
| 4 | 56.126 | | 15:43:25.589 |
| 5 | 56.179 | +0.053 | 15:44:21.768 |
| 6 | 56.852 | +0.726 | 15:45:18.620 |
| 7 | 56.152 | +0.026 | 15:46:14.772 |
| 8 | 56.223 | +0.097 | 15:47:10.995 |
| 9 | 56.266 | +0.140 | 15:48:07.261 |
| 10 | 56.501 | +0.375 | 15:49:03.762 |
| 11 | 56.611 | +0.485 | 15:50:00.373 |
| 12 | 56.310 | +0.184 | 15:50:56.683 |

| Lap | Lap Tm | Diff | Time of Day |
|---------------------------|---------------|--------|--------------|
| (26) Daniel CONLON | | | |
| 1 | 57.988 | +2.082 | 15:40:37.533 |
| 2 | 56.587 | +0.681 | 15:41:34.120 |
| 3 | 55.906 | | 15:42:30.026 |
| 4 | 56.085 | +0.179 | 15:43:26.111 |
| 5 | 56.143 | +0.237 | 15:44:22.254 |
| 6 | 56.070 | +0.164 | 15:45:18.324 |
| 7 | 56.224 | +0.318 | 15:46:14.548 |
| 8 | 56.264 | +0.358 | 15:47:10.812 |
| 9 | 56.110 | +0.204 | 15:48:06.922 |
| 10 | 57.235 | +1.329 | 15:49:04.157 |
| 11 | 56.626 | +0.720 | 15:50:00.783 |
| 12 | 56.261 | +0.355 | 15:50:57.044 |

| Lap | Lap Tm | Diff | Time of Day |
|------------------------|---------------|--------|--------------|
| (32) Gary BLAIR | | | |
| 1 | 57.961 | +1.661 | 15:40:37.323 |
| 2 | 56.339 | +0.039 | 15:41:33.662 |
| 3 | 56.300 | | 15:42:29.962 |
| 4 | 56.720 | +0.420 | 15:43:26.682 |
| 5 | 56.339 | +0.039 | 15:44:23.021 |
| 6 | 56.392 | +0.092 | 15:45:19.413 |
| 7 | 56.398 | +0.098 | 15:46:15.811 |
| 8 | 56.451 | +0.151 | 15:47:12.262 |
| 9 | 56.751 | +0.451 | 15:48:09.013 |
| 10 | 56.935 | +0.635 | 15:49:05.948 |
| 11 | 56.947 | +0.647 | 15:50:02.895 |
| 12 | 56.401 | +0.101 | 15:50:59.296 |

| Lap | Lap Tm | Diff | Time of Day |
|----------------------------|---------------|--------|--------------|
| (33) Pearse MURTAGH | | | |
| 1 | 57.848 | +1.562 | 15:40:37.153 |
| 2 | 57.300 | +1.014 | 15:41:34.453 |
| 3 | 56.286 | | 15:42:30.739 |
| 4 | 56.400 | +0.114 | 15:43:27.139 |
| 5 | 56.365 | +0.079 | 15:44:23.504 |
| 6 | 56.455 | +0.169 | 15:45:19.959 |
| 7 | 56.493 | +0.207 | 15:46:16.452 |
| 8 | 56.647 | +0.361 | 15:47:13.099 |

| Lap | Lap Tm | Diff | Time of Day |
|-----|--------|--------|--------------|
| 9 | 56.512 | +0.226 | 15:48:09.611 |
| 10 | 56.717 | +0.431 | 15:49:06.328 |
| 11 | 56.826 | +0.540 | 15:50:03.154 |
| 12 | 56.781 | +0.495 | 15:50:59.935 |

| Lap | Lap Tm | Diff | Time of Day |
|------------------------|---------------|--------|--------------|
| (20) Zak LECKEY | | | |
| 1 | 58.397 | +2.113 | 15:40:38.073 |
| 2 | 56.684 | +0.400 | 15:41:34.757 |
| 3 | 56.284 | | 15:42:31.041 |
| 4 | 56.641 | +0.357 | 15:43:27.682 |
| 5 | 56.570 | +0.286 | 15:44:24.252 |
| 6 | 56.635 | +0.351 | 15:45:20.887 |
| 7 | 56.619 | +0.335 | 15:46:17.506 |
| 8 | 56.606 | +0.322 | 15:47:14.112 |
| 9 | 56.741 | +0.457 | 15:48:10.853 |
| 10 | 56.735 | +0.451 | 15:49:07.588 |
| 11 | 56.793 | +0.509 | 15:50:04.381 |
| 12 | 56.714 | +0.430 | 15:51:01.095 |

| Lap | Lap Tm | Diff | Time of Day |
|--------------------------|---------------|--------|--------------|
| (36) Neville BELL | | | |
| 1 | 58.538 | +2.081 | 15:40:38.399 |
| 2 | 56.529 | +0.072 | 15:41:34.928 |
| 3 | 56.660 | +0.203 | 15:42:31.588 |
| 4 | 56.532 | +0.075 | 15:43:28.120 |
| 5 | 56.457 | | 15:44:24.577 |
| 6 | 56.585 | +0.128 | 15:45:21.162 |
| 7 | 56.608 | +0.151 | 15:46:17.770 |
| 8 | 56.761 | +0.304 | 15:47:14.531 |
| 9 | 56.684 | +0.227 | 15:48:11.215 |
| 10 | 56.743 | +0.286 | 15:49:07.958 |
| 11 | 56.836 | +0.379 | 15:50:04.794 |
| 12 | 56.575 | +0.118 | 15:51:01.369 |

| Lap | Lap Tm | Diff | Time of Day |
|-------------------------|---------------|--------|--------------|
| (NW) Simon ALLEN | | | |
| 1 | 59.644 | +2.634 | 15:40:39.375 |
| 2 | 57.010 | | 15:41:36.385 |
| 3 | 57.014 | +0.004 | 15:42:33.399 |
| 4 | 57.134 | +0.124 | 15:43:30.533 |
| 5 | 57.357 | +0.347 | 15:44:27.890 |
| 6 | 57.288 | +0.278 | 15:45:25.178 |
| 7 | 57.186 | +0.176 | 15:46:22.364 |
| 8 | 57.669 | +0.659 | 15:47:20.033 |
| 9 | 57.682 | +0.672 | 15:48:17.715 |
| 10 | 57.627 | +0.617 | 15:49:15.342 |
| 11 | 57.696 | +0.686 | 15:50:13.038 |
| 12 | 57.584 | +0.574 | 15:51:10.622 |

| Lap | Lap Tm | Diff | Time of Day |
|--------------------------------|---------------|--------|--------------|
| (24) Jason HETHERINGTON | | | |
| 1 | 1:00.447 | +3.298 | 15:40:40.694 |
| 2 | 58.006 | +0.857 | 15:41:38.700 |
| 3 | 57.367 | +0.218 | 15:42:36.067 |
| 4 | 57.149 | | 15:43:33.216 |
| 5 | 57.424 | +0.275 | 15:44:30.640 |
| 6 | 57.368 | +0.219 | 15:45:28.008 |
| 7 | 57.397 | +0.248 | 15:46:25.405 |
| 8 | 57.371 | +0.222 | 15:47:22.776 |
| 9 | 57.414 | +0.265 | 15:48:20.190 |
| 10 | 57.247 | +0.098 | 15:49:17.437 |
| 11 | 57.396 | +0.247 | 15:50:14.833 |
| 12 | 57.484 | +0.335 | 15:51:12.317 |

| Lap | Lap Tm | Diff | Time of Day |
|---------------------------|---------------|--------|--------------|
| (22) Paul PRENTICE | | | |
| 1 | 59.798 | +2.214 | 15:40:39.742 |
| 2 | 58.072 | +0.488 | 15:41:37.814 |
| 3 | 57.597 | +0.013 | 15:42:35.411 |
| 4 | 57.584 | | 15:43:32.995 |

| Lap | Lap Tm | Diff | Time of Day |
|-----|--------|--------|--------------|
| 5 | 58.130 | +0.546 | 15:44:31.125 |
| 6 | 57.588 | +0.004 | 15:45:28.713 |
| 7 | 57.862 | +0.278 | 15:46:26.575 |
| 8 | 57.864 | +0.280 | 15:47:24.439 |
| 9 | 58.090 | +0.506 | 15:48:22.529 |
| 10 | 58.213 | +0.629 | 15:49:20.742 |
| 11 | 58.393 | +0.809 | 15:50:19.135 |
| 12 | 58.570 | +0.986 | 15:51:17.705 |

| Lap | Lap Tm | Diff | Time of Day |
|--------------------------|---------------|--------|--------------|
| (21) Jamie LECKEY | | | |
| 1 | 1:00.415 | +2.270 | 15:40:40.488 |
| 2 | 58.145 | | 15:41:38.633 |
| 3 | 58.376 | +0.231 | 15:42:37.009 |
| 4 | 58.413 | +0.268 | 15:43:35.422 |
| 5 | 58.170 | +0.025 | 15:44:33.592 |
| 6 | 58.238 | +0.093 | 15:45:31.830 |
| 7 | 58.343 | +0.198 | 15:46:30.173 |
| 8 | 58.340 | +0.195 | 15:47:28.513 |
| 9 | 58.264 | +0.119 | 15:48:26.777 |
| 10 | 59.227 | +1.082 | 15:49:26.004 |
| 11 | 59.428 | +1.283 | 15:50:25.432 |
| 12 | 58.591 | +0.446 | 15:51:24.023 |

| Lap | Lap Tm | Diff | Time of Day |
|-----------------------------|---------------|--------|--------------|
| (35) James GILLILAND | | | |
| 1 | 57.889 | +1.842 | 15:40:36.919 |
| 2 | 56.426 | +0.379 | 15:41:33.345 |
| 3 | 56.277 | +0.230 | 15:42:29.622 |
| 4 | 56.290 | +0.243 | 15:43:25.912 |
| 5 | 56.047 | | 15:44:21.959 |
| 6 | 56.192 | +0.145 | 15:45:18.151 |
| 7 | 56.197 | +0.150 | 15:46:14.348 |
| 8 | 56.245 | +0.198 | 15:47:10.593 |
| 9 | 56.247 | +0.200 | 15:48:06.840 |

| Lap | Lap Tm | Diff | Time of Day |
|--------------------------|---------------|--------|--------------|
| (56) Connor SMITH | | | |
| 1 | 1:01.195 | +3.273 | 15:40:41.726 |
| 2 | 58.788 | +0.866 | 15:41:40.514 |
| 3 | 58.701 | +0.779 | 15:42:39.215 |
| 4 | 58.511 | +0.589 | 15:43:37.726 |
| 5 | 57.922 | | 15:44:35.648 |

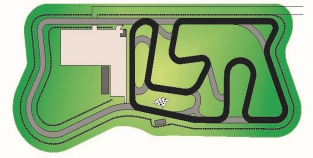
Clerk of the Course - Paul Fullerton

Orbits

Timekeepers - David Barr & Keith Mason

Results remain provisional until conclusion of technical/judicial matters

Signed:  (Chief Timekeeper)


Round 2, NI Karting Championships
Sorted on Laps

Iame/Honda Cadet

Nutts Corner National Circuit 0.829 miles

Final

09/04/2022 15:50

Race (10:00 and 1 Laps) started at 15:55:03

| Pos | No. | Name | Laps | Total Tm | Diff | Gap | Best Tm | In Lap | 2nd Best | Avg Tm |
|-------------|-----|------------------|------|-----------|---------|---------|----------|--------|----------|----------|
| Honda Cadet | | | | | | | | | | |
| 1 | 17 | Charlie CONDY | 10 | 11:14.340 | | | 1:06.784 | 3 | 1:06.964 | 1:07.434 |
| 2 | 18 | Archie CONDY | 10 | 11:20.003 | 5.663 | 5.663 | 1:07.285 | 4 | 1:07.450 | 1:07.971 |
| 3 | 60 | Joel MURPHY | 10 | 11:20.168 | 5.828 | 0.165 | 1:07.005 | 7 | 1:07.105 | 1:07.509 |
| 4 | 32 | Harry McDOWELL | 10 | 11:21.059 | 6.719 | 0.891 | 1:07.330 | 5 | 1:07.332 | 1:08.056 |
| 5 | 19 | Conan WARNOCK | 10 | 11:21.315 | 6.975 | 0.256 | 1:07.193 | 8 | 1:07.423 | 1:08.097 |
| 6 | 46 | Evan PURCELL | 10 | 11:28.938 | 14.598 | 7.623 | 1:07.570 | 8 | 1:07.960 | 1:08.840 |
| 7 | 36 | Declan NOBLE | 10 | 11:29.521 | 15.181 | 0.583 | 1:08.027 | 10 | 1:08.170 | 1:08.862 |
| 8 | 35 | Harry MONTGOMERY | 10 | 11:36.055 | 21.715 | 6.534 | 1:08.644 | 4 | 1:08.982 | 1:09.483 |
| 9 | 25 | Joshua WYLIE | 10 | 11:56.629 | 42.289 | 20.574 | 1:09.685 | 7 | 1:09.769 | 1:11.567 |
| 10 | 54 | Max COLBERT | | 0.617 | 10 Laps | 10 Laps | | 0 | | |
| 11 | 29 | Noah McFARLANE | | 0.760 | 10 Laps | 0.143 | | 0 | | |
| Iame Cadet | | | | | | | | | | |
| 1 | 10 | Charlie BLAIR | 10 | 11:28.725 | 0.123 | 0.123 | 1:07.677 | 7 | 1:07.968 | 1:08.235 |
| 2 | 193 | Andie STEWART | 10 | 11:29.076 | 0.474 | 0.351 | 1:07.883 | 8 | 1:08.021 | 1:08.677 |
| 3 | 93 | Johnston STEWART | 10 | 11:32.201 | 3.599 | 3.125 | 1:08.125 | 3 | 1:08.225 | 1:08.949 |

Announcements

Driver No. 60 (IGP): 5-sec penalty C2.3.4 (incorrectly positioned front fairing)

| Margin of Victory | Avg. Speed | Best Lap Tm | Best Speed | Best Lap by |
|-------------------|------------|-------------|------------|--------------------|
| 5.663 | 44.245 | 1:06.784 | 44.675 | 17 - Charlie CONDY |


Clerk of the Course - Paul Fullerton

Orbits

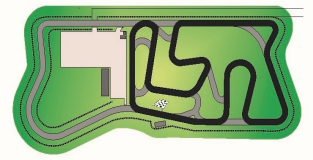
Timekeepers - David Barr & Keith Mason

Results remain provisional until conclusion of technical/judicial matters

Signed:



 Chief
 Timekeeper

Round 2, NI Karting Championships

Class: Iame/Honda Cadet

Circuit: Nutts Corner National Circuit 0.829 miles

Final

Date/Time: 09/04/2022 15:50

Race (10:00 and 1 Laps) started at 15:55:03

| Lap | Lap Tm | Diff | Time of Day |
|---------------------------|-----------------|--------|--------------|
| (17) Charlie CONDY | | | |
| 1 | 1:08.732 | +1.948 | 15:56:11.952 |
| 2 | 1:07.353 | +0.569 | 15:57:19.305 |
| 3 | 1:06.784 | | 15:58:26.089 |
| 4 | 1:07.332 | +0.548 | 15:59:33.421 |
| 5 | 1:07.601 | +0.817 | 16:00:41.022 |
| 6 | 1:06.964 | +0.180 | 16:01:47.986 |
| 7 | 1:07.076 | +0.292 | 16:02:55.062 |
| 8 | 1:07.250 | +0.466 | 16:04:02.312 |
| 9 | 1:07.139 | +0.355 | 16:05:09.451 |
| 10 | 1:08.109 | +1.325 | 16:06:17.560 |

| Lap | Lap Tm | Diff | Time of Day |
|--------------------------|-----------------|--------|--------------|
| (18) Archie CONDY | | | |
| 1 | 1:09.388 | +2.103 | 15:56:12.898 |
| 2 | 1:08.274 | +0.989 | 15:57:21.172 |
| 3 | 1:07.663 | +0.378 | 15:58:28.835 |
| 4 | 1:07.285 | | 15:59:36.120 |
| 5 | 1:07.450 | +0.165 | 16:00:43.570 |
| 6 | 1:07.550 | +0.265 | 16:01:51.120 |
| 7 | 1:08.469 | +1.184 | 16:02:59.589 |
| 8 | 1:07.584 | +0.299 | 16:04:07.173 |
| 9 | 1:08.195 | +0.910 | 16:05:15.368 |
| 10 | 1:07.855 | +0.570 | 16:06:23.223 |

| Lap | Lap Tm | Diff | Time of Day |
|-------------------------|-----------------|--------|--------------|
| (60) Joel MURPHY | | | |
| 1 | 1:08.319 | +1.314 | 15:56:11.613 |
| 2 | 1:07.260 | +0.255 | 15:57:18.873 |
| 3 | 1:07.105 | +0.100 | 15:58:25.978 |
| 4 | 1:07.473 | +0.468 | 15:59:33.451 |
| 5 | 1:07.249 | +0.244 | 16:00:40.700 |
| 6 | 1:07.154 | +0.149 | 16:01:47.854 |
| 7 | 1:07.005 | | 16:02:54.859 |
| 8 | 1:07.142 | +0.137 | 16:04:02.001 |
| 9 | 1:07.208 | +0.203 | 16:05:09.209 |
| 10 | 1:09.179 | +2.174 | 16:06:18.388 |

| Lap | Lap Tm | Diff | Time of Day |
|----------------------------|-----------------|--------|--------------|
| (32) Harry McDOWELL | | | |
| 1 | 1:09.410 | +2.080 | 15:56:13.124 |
| 2 | 1:08.297 | +0.967 | 15:57:21.421 |
| 3 | 1:07.890 | +0.560 | 15:58:29.311 |
| 4 | 1:07.344 | +0.014 | 15:59:36.655 |
| 5 | 1:07.330 | | 16:00:43.985 |
| 6 | 1:07.332 | +0.002 | 16:01:51.317 |
| 7 | 1:08.501 | +1.171 | 16:02:59.818 |
| 8 | 1:07.658 | +0.328 | 16:04:07.476 |
| 9 | 1:08.340 | +1.010 | 16:05:15.816 |
| 10 | 1:08.463 | +1.133 | 16:06:24.279 |

| Lap | Lap Tm | Diff | Time of Day |
|---------------------------|-----------------|--------|--------------|
| (19) Conan WARNOCK | | | |
| 1 | 1:09.447 | +2.254 | 15:56:13.012 |
| 2 | 1:08.270 | +1.077 | 15:57:21.282 |
| 3 | 1:07.934 | +0.741 | 15:58:29.216 |
| 4 | 1:07.833 | +0.640 | 15:59:37.049 |
| 5 | 1:07.423 | +0.230 | 16:00:44.472 |
| 6 | 1:08.225 | +1.032 | 16:01:52.697 |
| 7 | 1:07.749 | +0.556 | 16:03:00.446 |
| 8 | 1:07.193 | | 16:04:07.639 |
| 9 | 1:08.273 | +1.080 | 16:05:15.912 |
| 10 | 1:08.623 | +1.430 | 16:06:24.535 |

| Lap | Lap Tm | Diff | Time of Day |
|---------------------------|----------|--------|--------------|
| (10) Charlie BLAIR | | | |
| 1 | 1:08.339 | +0.662 | 15:57:26.163 |
| 2 | 1:07.968 | +0.291 | 15:58:34.131 |
| 3 | 1:08.622 | +0.945 | 15:59:42.753 |
| 4 | 1:08.136 | +0.459 | 16:00:50.889 |

| Lap | Lap Tm | Diff | Time of Day |
|-----|-----------------|--------|--------------|
| 5 | 1:08.001 | +0.324 | 16:01:58.890 |
| 6 | 1:08.528 | +0.851 | 16:03:07.418 |
| 7 | 1:07.677 | | 16:04:15.095 |
| 8 | 1:08.328 | +0.651 | 16:05:23.423 |
| 9 | 1:08.522 | +0.845 | 16:06:31.945 |

| Lap | Lap Tm | Diff | Time of Day |
|--------------------------|-----------------|--------|--------------|
| (46) Evan PURCELL | | | |
| 1 | 1:12.097 | +4.527 | 15:56:15.849 |
| 2 | 1:09.112 | +1.542 | 15:57:24.961 |
| 3 | 1:08.836 | +1.266 | 15:58:33.797 |
| 4 | 1:08.519 | +0.949 | 15:59:42.316 |
| 5 | 1:08.552 | +0.982 | 16:00:50.868 |
| 6 | 1:07.960 | +0.390 | 16:01:58.828 |
| 7 | 1:08.999 | +1.429 | 16:03:07.827 |
| 8 | 1:07.570 | | 16:04:15.397 |
| 9 | 1:08.224 | +0.654 | 16:05:23.621 |
| 10 | 1:08.537 | +0.967 | 16:06:32.158 |

| Lap | Lap Tm | Diff | Time of Day |
|----------------------------|-----------------|--------|--------------|
| (193) Andie STEWART | | | |
| 1 | 1:11.137 | +3.254 | 15:56:16.654 |
| 2 | 1:08.266 | +0.383 | 15:57:24.920 |
| 3 | 1:09.144 | +1.261 | 15:58:34.064 |
| 4 | 1:08.227 | +0.344 | 15:59:42.291 |
| 5 | 1:08.158 | +0.275 | 16:00:50.449 |
| 6 | 1:08.154 | +0.271 | 16:01:58.603 |
| 7 | 1:08.486 | +0.603 | 16:03:07.089 |
| 8 | 1:07.883 | | 16:04:14.972 |
| 9 | 1:08.021 | +0.138 | 16:05:22.993 |
| 10 | 1:09.303 | +1.420 | 16:06:32.296 |

| Lap | Lap Tm | Diff | Time of Day |
|--------------------------|-----------------|--------|--------------|
| (36) Declan NOBLE | | | |
| 1 | 1:11.667 | +3.640 | 15:56:15.783 |
| 2 | 1:09.072 | +1.045 | 15:57:24.855 |
| 3 | 1:09.095 | +1.068 | 15:58:33.950 |
| 4 | 1:08.778 | +0.751 | 15:59:42.728 |
| 5 | 1:08.867 | +0.840 | 16:00:51.595 |
| 6 | 1:08.181 | +0.154 | 16:01:59.776 |
| 7 | 1:08.463 | +0.436 | 16:03:08.239 |
| 8 | 1:08.170 | +0.143 | 16:04:16.409 |
| 9 | 1:08.305 | +0.278 | 16:05:24.714 |
| 10 | 1:08.027 | | 16:06:32.741 |

| Lap | Lap Tm | Diff | Time of Day |
|------------------------------|-----------------|--------|--------------|
| (93) Johnston STEWART | | | |
| 1 | 1:11.606 | +3.481 | 15:56:17.530 |
| 2 | 1:10.032 | +1.907 | 15:57:27.562 |
| 3 | 1:08.125 | | 15:58:35.687 |
| 4 | 1:08.629 | +0.504 | 15:59:44.316 |
| 5 | 1:09.225 | +1.100 | 16:00:53.541 |
| 6 | 1:08.491 | +0.366 | 16:02:02.032 |
| 7 | 1:08.225 | +0.100 | 16:03:10.257 |
| 8 | 1:08.375 | +0.250 | 16:04:18.632 |
| 9 | 1:08.321 | +0.196 | 16:05:26.953 |
| 10 | 1:08.468 | +0.343 | 16:06:35.421 |

| Lap | Lap Tm | Diff | Time of Day |
|------------------------------|-----------------|--------|--------------|
| (35) Harry MONTGOMERY | | | |
| 1 | 1:12.725 | +4.081 | 15:56:17.162 |
| 2 | 1:09.016 | +0.372 | 15:57:26.178 |
| 3 | 1:09.229 | +0.585 | 15:58:35.407 |
| 4 | 1:08.644 | | 15:59:44.051 |
| 5 | 1:09.208 | +0.564 | 16:00:53.259 |
| 6 | 1:09.068 | +0.424 | 16:02:02.327 |
| 7 | 1:08.982 | +0.338 | 16:03:11.309 |
| 8 | 1:09.262 | +0.618 | 16:04:20.571 |
| 9 | 1:09.265 | +0.621 | 16:05:29.836 |
| 10 | 1:09.439 | +0.795 | 16:06:39.275 |


Clerk of the Course - Paul Fullerton

Orbits

Timekeepers - David Barr & Keith Mason

Results remain provisional until conclusion of technical/judicial matters

Signed:



(Chief Timekeeper)



Round 2, NI Karting Championships

Sorted on Laps

Junior/Mini Max

Nutts Corner National Circuit 0.829 miles

Junior Max Final

09/04/2022 16:05

Race (10:00 and 1 Laps) started at 16:10:01

| Pos | No. | Name | Laps | Total Tm | Diff | Gap | Best Tm | In Lap | 2nd Best | Avg Tm |
|-----|-----|------------------|------|-----------|--------|--------|---------|--------|----------|--------|
| 1 | 46 | Bobby Joe McFALL | 12 | 11:33.638 | | | 57.375 | 10 | 57.433 | 57.802 |
| 2 | 72 | Gavin DEWART | 12 | 11:34.809 | 1.171 | 1.171 | 57.361 | 10 | 57.389 | 57.900 |
| 3 | 36 | Joe GARDINER | 12 | 11:35.129 | 1.491 | 0.320 | 57.435 | 7 | 57.447 | 57.919 |
| 4 | 14 | Carter KELLY | 12 | 11:35.756 | 2.118 | 0.627 | 57.494 | 3 | 57.542 | 57.956 |
| 5 | 34 | Peter GILLILAND | 12 | 11:36.143 | 2.505 | 0.387 | 57.530 | 9 | 57.585 | 58.002 |
| 6 | 15 | James ROBINSON | 12 | 11:37.204 | 3.566 | 1.061 | 57.567 | 10 | 57.605 | 58.083 |
| 7 | 37 | Steve MONTGOMERY | 12 | 11:52.989 | 19.351 | 15.785 | 58.862 | 4 | 58.872 | 59.378 |
| 8 | 19 | Adam McGIVERN | 12 | 11:55.935 | 22.297 | 2.946 | 58.764 | 5 | 58.932 | 59.622 |

| Margin of Victory | Avg. Speed | Best Lap Tm | Best Speed | Best Lap by |
|-------------------|------------|-------------|------------|-------------------|
| 1.171 | 51.617 | 57.361 | 52.015 | 72 - Gavin DEWART |


Clerk of the Course - Paul Fullerton

Orbits

Timekeepers - David Barr & Keith Mason

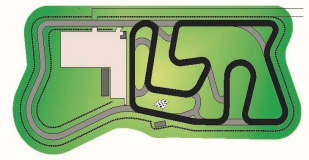
Results remain provisional until conclusion of technical/judicial matters

Signed:



Chief
Timekeeper





Round 2, NI Karting Championships

Junior/Mini Max

Nutts Corner National Circuit 0.829 miles

Junior Max Final

09/04/2022 16:05

Race (10:00 and 1 Laps) started at 16:10:01

| Lap | Lap Tm | Diff | Time of Day | Lap | Lap Tm | Diff | Time of Day | Lap | Lap Tm | Diff | Time of Day | | | | |
|------------------------------|---------------|--------|--------------|------------------------------|---------------|--------|--------------|-----|--------|------|-------------|--|--|--|--|
| (46) Bobby Joe McFALL | | | | | | | | | | | | | | | |
| 1 | 59.948 | +2.573 | 16:11:01.840 | 9 | 57.530 | | 16:18:44.227 | | | | | | | | |
| 2 | 57.997 | +0.622 | 16:11:59.837 | 10 | 58.156 | +0.626 | 16:19:42.383 | | | | | | | | |
| 3 | 57.827 | +0.452 | 16:12:57.664 | 11 | 57.725 | +0.195 | 16:20:40.108 | | | | | | | | |
| 4 | 57.848 | +0.473 | 16:13:55.512 | 12 | 57.915 | +0.385 | 16:21:38.023 | | | | | | | | |
| 5 | 57.592 | +0.217 | 16:14:53.104 | (15) James ROBINSON | | | | | | | | | | | |
| 6 | 57.498 | +0.123 | 16:15:50.602 | 1 | 1:01.728 | +4.161 | 16:11:03.807 | | | | | | | | |
| 7 | 57.479 | +0.104 | 16:16:48.081 | 2 | 58.233 | +0.666 | 16:12:02.040 | | | | | | | | |
| 8 | 57.629 | +0.254 | 16:17:45.710 | 3 | 57.748 | +0.181 | 16:12:59.788 | | | | | | | | |
| 9 | 57.447 | +0.072 | 16:18:43.157 | 4 | 57.628 | +0.061 | 16:13:57.416 | | | | | | | | |
| 10 | 57.375 | | 16:19:40.532 | 5 | 57.820 | +0.253 | 16:14:55.236 | | | | | | | | |
| 11 | 57.433 | +0.058 | 16:20:37.965 | 6 | 57.848 | +0.281 | 16:15:53.084 | | | | | | | | |
| 12 | 57.553 | +0.178 | 16:21:35.518 | 7 | 57.605 | +0.038 | 16:16:50.689 | | | | | | | | |
| (72) Gavin DEWART | | | | | | | | | | | | | | | |
| 1 | 59.753 | +2.392 | 16:11:01.633 | 8 | 57.651 | +0.084 | 16:17:48.340 | | | | | | | | |
| 2 | 58.281 | +0.920 | 16:11:59.914 | 9 | 57.615 | +0.048 | 16:18:45.955 | | | | | | | | |
| 3 | 57.777 | +0.416 | 16:12:57.691 | 10 | 57.567 | | 16:19:43.522 | | | | | | | | |
| 4 | 57.906 | +0.545 | 16:13:55.597 | 11 | 57.733 | +0.166 | 16:20:41.255 | | | | | | | | |
| 5 | 57.616 | +0.255 | 16:14:53.213 | 12 | 57.829 | +0.262 | 16:21:39.084 | | | | | | | | |
| 6 | 57.619 | +0.258 | 16:15:50.832 | (37) Steve MONTGOMERY | | | | | | | | | | | |
| 7 | 57.389 | +0.028 | 16:16:48.221 | 1 | 1:03.108 | +4.246 | 16:11:05.441 | | | | | | | | |
| 8 | 57.599 | +0.238 | 16:17:45.820 | 2 | 59.297 | +0.435 | 16:12:04.738 | | | | | | | | |
| 9 | 57.743 | +0.382 | 16:18:43.563 | 3 | 59.238 | +0.376 | 16:13:03.976 | | | | | | | | |
| 10 | 57.361 | | 16:19:40.924 | 4 | 58.862 | | 16:14:02.838 | | | | | | | | |
| 11 | 57.927 | +0.566 | 16:20:38.851 | 5 | 58.885 | +0.023 | 16:15:01.723 | | | | | | | | |
| 12 | 57.838 | +0.477 | 16:21:36.689 | 6 | 58.872 | +0.010 | 16:16:00.595 | | | | | | | | |
| (36) Joe GARDINER | | | | | | | | | | | | | | | |
| 1 | 1:00.100 | +2.665 | 16:11:02.074 | 7 | 58.967 | +0.105 | 16:16:59.562 | | | | | | | | |
| 2 | 58.009 | +0.574 | 16:12:00.083 | 8 | 59.080 | +0.218 | 16:17:58.642 | | | | | | | | |
| 3 | 57.844 | +0.409 | 16:12:57.927 | 9 | 59.097 | +0.235 | 16:18:57.739 | | | | | | | | |
| 4 | 58.102 | +0.667 | 16:13:56.029 | 10 | 59.076 | +0.214 | 16:19:56.815 | | | | | | | | |
| 5 | 57.447 | +0.012 | 16:14:53.476 | 11 | 59.066 | +0.204 | 16:20:55.881 | | | | | | | | |
| 6 | 57.573 | +0.138 | 16:15:51.049 | 12 | 58.988 | +0.126 | 16:21:54.869 | | | | | | | | |
| 7 | 57.435 | | 16:16:48.484 | (19) Adam McGIVERN | | | | | | | | | | | |
| 8 | 57.667 | +0.232 | 16:17:46.151 | 1 | 1:02.981 | +4.217 | 16:11:05.328 | | | | | | | | |
| 9 | 57.620 | +0.185 | 16:18:43.771 | 2 | 1:00.454 | +1.690 | 16:12:05.782 | | | | | | | | |
| 10 | 57.469 | +0.034 | 16:19:41.240 | 3 | 59.879 | +1.115 | 16:13:05.661 | | | | | | | | |
| 11 | 57.606 | +0.171 | 16:20:38.846 | 4 | 59.331 | +0.567 | 16:14:04.992 | | | | | | | | |
| 12 | 58.163 | +0.728 | 16:21:37.009 | 5 | 58.764 | | 16:15:03.756 | | | | | | | | |
| (14) Carter KELLY | | | | | | | | | | | | | | | |
| 1 | 1:01.101 | +3.607 | 16:11:03.263 | 6 | 59.370 | +0.606 | 16:16:03.126 | | | | | | | | |
| 2 | 57.782 | +0.288 | 16:12:01.045 | 7 | 59.140 | +0.376 | 16:17:02.266 | | | | | | | | |
| 3 | 57.494 | | 16:12:58.539 | 8 | 58.932 | +0.168 | 16:18:01.198 | | | | | | | | |
| 4 | 57.827 | +0.333 | 16:13:56.366 | 9 | 59.196 | +0.432 | 16:19:00.394 | | | | | | | | |
| 5 | 57.678 | +0.184 | 16:14:54.044 | 10 | 59.035 | +0.271 | 16:19:59.429 | | | | | | | | |
| 6 | 57.542 | +0.048 | 16:15:51.586 | 11 | 59.188 | +0.424 | 16:20:58.617 | | | | | | | | |
| 7 | 57.645 | +0.151 | 16:16:49.231 | 12 | 59.198 | +0.434 | 16:21:57.815 | | | | | | | | |
| 8 | 57.624 | +0.130 | 16:17:46.855 | (34) Peter GILLILAND | | | | | | | | | | | |
| 9 | 57.578 | +0.084 | 16:18:44.433 | 1 | 1:00.454 | +2.924 | 16:11:02.446 | | | | | | | | |
| 10 | 57.641 | +0.147 | 16:19:42.074 | 2 | 57.765 | +0.235 | 16:12:00.211 | | | | | | | | |
| 11 | 57.667 | +0.173 | 16:20:39.741 | 3 | 57.971 | +0.441 | 16:12:58.182 | | | | | | | | |
| 12 | 57.895 | +0.401 | 16:21:37.636 | 4 | 57.921 | +0.391 | 16:13:56.103 | | | | | | | | |
| | | | | 5 | 57.763 | +0.233 | 16:14:53.866 | | | | | | | | |
| | | | | 6 | 57.585 | +0.055 | 16:15:51.451 | | | | | | | | |
| | | | | 7 | 57.622 | +0.092 | 16:16:49.073 | | | | | | | | |
| | | | | 8 | 57.624 | +0.094 | 16:17:46.697 | | | | | | | | |

Clerk of the Course - Paul Fullerton

Orbits

Timekeepers - David Barr & Keith Mason

Results remain provisional until conclusion of technical/judicial matters

Signed:  (Chief Timekeeper)

Printed: 09/04/2022 16:25:23



Round 2, NI Karting Championships

Sorted on Laps

Junior/Mini Max

Nutts Corner National Circuit 0.829 miles

Mini Max Final

09/04/2022 16:20

Race (10:00 and 1 Laps) started at 16:23:44

| Pos | No. | Name | Laps | Total Tm | Diff | Gap | Best Tm | In Lap | 2nd Best | Avg Tm |
|-----|-----|---------------------------|------|-----------|--------|--------|----------|--------|----------|----------|
| 1 | 22 | Cole McFADDEN BIGGERSTAFF | 11 | 11:24.912 | | | 1:01.391 | 10 | 1:01.629 | 1:02.264 |
| 2 | 55 | Dennis CHERRY | 11 | 11:40.462 | 15.550 | 15.550 | 1:02.591 | 8 | 1:02.646 | 1:03.658 |
| 3 | 30 | John O'NEILL | 11 | 12:11.679 | 46.767 | 31.217 | 1:03.057 | 2 | 1:04.581 | 1:06.505 |

Not classified

DNS 88 Lewis ARTHUR DNS 0

| Margin of Victory | Avg. Speed | Best Lap Tm | Best Speed | Best Lap by |
|-------------------|------------|-------------|------------|--------------------------------|
| 15.550 | 47.918 | 1:01.391 | 48.600 | 22 - Cole McFADDEN BIGGERSTAFF |


Clerk of the Course - Paul Fullerton

Orbits

Timekeepers - David Barr & Keith Mason

Results remain provisional until conclusion of technical/judicial matters

Signed:



Chief
Timekeeper



Round 2, NI Karting Championships

Junior/Mini Max

Nutts Corner National Circuit 0.829 miles

Mini Max Final

09/04/2022 16:20

Race (10:00 and 1 Laps) started at 16:23:44

| Lap | Lap Tm | Diff | Time of Day | Lap | Lap Tm | Diff | Time of Day | Lap | Lap Tm | Diff | Time of Day |
|---------------------------------------|-----------------|--------|--------------|-----|--------|------|-------------|-----|--------|------|-------------|
| (22) Cole McFADDEN BIGGERSTAFF | | | | | | | | | | | |
| 1 | 1:05.535 | +4.144 | 16:24:49.783 | | | | | | | | |
| 2 | 1:02.854 | +1.463 | 16:25:52.637 | | | | | | | | |
| 3 | 1:02.124 | +0.733 | 16:26:54.761 | | | | | | | | |
| 4 | 1:02.221 | +0.830 | 16:27:56.982 | | | | | | | | |
| 5 | 1:02.147 | +0.756 | 16:28:59.129 | | | | | | | | |
| 6 | 1:01.854 | +0.463 | 16:30:00.983 | | | | | | | | |
| 7 | 1:01.746 | +0.355 | 16:31:02.729 | | | | | | | | |
| 8 | 1:01.767 | +0.376 | 16:32:04.496 | | | | | | | | |
| 9 | 1:01.644 | +0.253 | 16:33:06.140 | | | | | | | | |
| 10 | 1:01.391 | | 16:34:07.531 | | | | | | | | |
| 11 | 1:01.629 | +0.238 | 16:35:09.160 | | | | | | | | |
| (55) Dennis CHERRY | | | | | | | | | | | |
| 1 | 1:06.967 | +4.376 | 16:24:51.435 | | | | | | | | |
| 2 | 1:04.122 | +1.531 | 16:25:55.557 | | | | | | | | |
| 3 | 1:03.713 | +1.122 | 16:26:59.270 | | | | | | | | |
| 4 | 1:03.424 | +0.833 | 16:28:02.694 | | | | | | | | |
| 5 | 1:03.460 | +0.869 | 16:29:06.154 | | | | | | | | |
| 6 | 1:03.142 | +0.551 | 16:30:09.296 | | | | | | | | |
| 7 | 1:03.184 | +0.593 | 16:31:12.480 | | | | | | | | |
| 8 | 1:02.591 | | 16:32:15.071 | | | | | | | | |
| 9 | 1:02.646 | +0.055 | 16:33:17.717 | | | | | | | | |
| 10 | 1:02.741 | +0.150 | 16:34:20.458 | | | | | | | | |
| 11 | 1:04.252 | +1.661 | 16:35:24.710 | | | | | | | | |
| (30) John O'NEILL | | | | | | | | | | | |
| 1 | 1:05.876 | +2.819 | 16:24:50.242 | | | | | | | | |
| 2 | 1:03.057 | | 16:25:53.299 | | | | | | | | |
| 3 | 1:11.377 | +8.320 | 16:27:04.676 | | | | | | | | |
| 4 | 1:05.422 | +2.365 | 16:28:10.098 | | | | | | | | |
| 5 | 1:04.581 | +1.524 | 16:29:14.679 | | | | | | | | |
| 6 | 1:05.884 | +2.827 | 16:30:20.563 | | | | | | | | |
| 7 | 1:07.455 | +4.398 | 16:31:28.018 | | | | | | | | |
| 8 | 1:05.471 | +2.414 | 16:32:33.489 | | | | | | | | |
| 9 | 1:06.756 | +3.699 | 16:33:40.245 | | | | | | | | |
| 10 | 1:05.514 | +2.457 | 16:34:45.759 | | | | | | | | |
| 11 | 1:10.168 | +7.111 | 16:35:55.927 | | | | | | | | |

Clerk of the Course - Paul Fullerton

Orbits

Timekeepers - David Barr & Keith Mason

Results remain provisional until conclusion of technical/judicial matters

Signed:  (Chief Timekeeper)

Round 2, NI Karting Championships

Sorted on Laps

Bambino

Nutts Corner National Circuit 0.829 miles

Final

09/04/2022 16:35

Race (7:00 and 1 Laps) started at 16:38:09

| Pos | No. | Name | Laps | Total Tm | Diff | Gap | Best Tm | In Lap | 2nd Best | Avg Tm |
|-----|-----|----------------|------|-----------|----------|--------|----------|--------|----------|----------|
| 1 | 36 | Ethan ROBINSON | 7 | 9:39.338 | | | 1:21.442 | 6 | 1:21.528 | 1:22.585 |
| 2 | 75 | Callum McVEIGH | 7 | 9:52.699 | 13.361 | 13.361 | 1:22.144 | 3 | 1:22.618 | 1:24.242 |
| 3 | 66 | Ryan ARMSTRONG | 7 | 9:55.380 | 16.042 | 2.681 | 1:22.654 | 3 | 1:22.976 | 1:24.681 |
| 4 | 24 | Jessica WYLIE | 7 | 10:50.311 | 1:10.973 | 54.931 | 1:31.478 | 6 | 1:31.619 | 1:32.605 |

| Margin of Victory | Avg. Speed | Best Lap Tm | Best Speed | Best Lap by |
|-------------------|------------|-------------|------------|---------------------|
| 13.361 | 36.050 | 1:21.442 | 36.635 | 36 - Ethan ROBINSON |


Clerk of the Course - Paul Fullerton

Orbits

Timekeepers - David Barr & Keith Mason

Results remain provisional until conclusion of technical/judicial matters

Signed:



Chief
Timekeeper



Round 2, NI Karting Championships

Bambino

Nutts Corner National Circuit 0.829 miles

Final

09/04/2022 16:35

Race (7:00 and 1 Laps) started at 16:38:09

| Lap | Lap Tm | Diff | Time of Day | Lap | Lap Tm | Diff | Time of Day | Lap | Lap Tm | Diff | Time of Day |
|----------------------------|-----------------|--------|--------------|-----|--------|------|-------------|-----|--------|------|-------------|
| (36) Ethan ROBINSON | | | | | | | | | | | |
| 1 | 1:27.382 | +5.940 | 16:39:37.836 | | | | | | | | |
| 2 | 1:21.953 | +0.511 | 16:40:59.789 | | | | | | | | |
| 3 | 1:21.942 | +0.500 | 16:42:21.731 | | | | | | | | |
| 4 | 1:21.528 | +0.086 | 16:43:43.259 | | | | | | | | |
| 5 | 1:22.095 | +0.653 | 16:45:05.354 | | | | | | | | |
| 6 | 1:21.442 | | 16:46:26.796 | | | | | | | | |
| 7 | 1:21.753 | +0.311 | 16:47:48.549 | | | | | | | | |
| (75) Callum McVEIGH | | | | | | | | | | | |
| 1 | 1:29.975 | +7.831 | 16:39:42.188 | | | | | | | | |
| 2 | 1:25.431 | +3.287 | 16:41:07.619 | | | | | | | | |
| 3 | 1:22.144 | | 16:42:29.763 | | | | | | | | |
| 4 | 1:22.618 | +0.474 | 16:43:52.381 | | | | | | | | |
| 5 | 1:23.221 | +1.077 | 16:45:15.602 | | | | | | | | |
| 6 | 1:23.258 | +1.114 | 16:46:38.860 | | | | | | | | |
| 7 | 1:23.050 | +0.906 | 16:48:01.910 | | | | | | | | |
| (66) Ryan ARMSTRONG | | | | | | | | | | | |
| 1 | 1:30.519 | +7.865 | 16:39:42.343 | | | | | | | | |
| 2 | 1:25.355 | +2.701 | 16:41:07.698 | | | | | | | | |
| 3 | 1:22.654 | | 16:42:30.352 | | | | | | | | |
| 4 | 1:22.976 | +0.322 | 16:43:53.328 | | | | | | | | |
| 5 | 1:23.721 | +1.067 | 16:45:17.049 | | | | | | | | |
| 6 | 1:23.864 | +1.210 | 16:46:40.913 | | | | | | | | |
| 7 | 1:23.678 | +1.024 | 16:48:04.591 | | | | | | | | |
| (24) Jessica WYLIE | | | | | | | | | | | |
| 1 | 1:35.812 | +4.334 | 16:39:47.098 | | | | | | | | |
| 2 | 1:31.751 | +0.273 | 16:41:18.849 | | | | | | | | |
| 3 | 1:32.355 | +0.877 | 16:42:51.204 | | | | | | | | |
| 4 | 1:31.619 | +0.141 | 16:44:22.823 | | | | | | | | |
| 5 | 1:32.541 | +1.063 | 16:45:55.364 | | | | | | | | |
| 6 | 1:31.478 | | 16:47:26.842 | | | | | | | | |
| 7 | 1:32.680 | +1.202 | 16:48:59.522 | | | | | | | | |


Clerk of the Course - Paul Fullerton

Orbits

Timekeepers - David Barr & Keith Mason

Results remain provisional until conclusion of technical/judicial matters

Signed:



(Chief Timekeeper)

Printed: 09/04/2022 16:50:19

Round 2, NI Superkart C'ships

Sorted on Laps

125cc Superkarts

Nutts Corner (SK) 0.784 miles

Race 4

09/04/2022 15:20

Race (8:00 and 1 Laps) started at 16:54:04

| Pos | No. | Name | Laps | Total Tm | Diff | Gap | Best Tm | In Lap | 2nd Best | Avg Tm |
|----------------|-----|-----------------|------|----------|--------|--------|---------|--------|----------|--------|
| 1 | IGP | Ian WALSH | 14 | 8:39.203 | | | 36.739 | 10 | 36.741 | 37.044 |
| 2 | 19 | Danny HYLAND | 14 | 8:41.019 | 1.816 | 1.816 | 36.784 | 8 | 36.854 | 37.215 |
| 3 | 51 | Geoffrey SIMMS | 14 | 9:11.645 | 32.442 | 30.626 | 38.605 | 13 | 38.732 | 39.346 |
| Not classified | | | | | | | | | | |
| DNF | 55 | Ross WITHEROW | 2 | 1:16.988 | DNF | | 37.182 | 2 | 39.187 | 38.184 |
| DNS | 53 | Alan CROSSEN | | | DNS | | | 0 | | |
| DNS | 17 | Scott GREENAWAY | | | DNS | | | 0 | | |

| Margin of Victory | Avg. Speed | Best Lap Tm | Best Speed | Best Lap by |
|-------------------|------------|-------------|------------|-----------------|
| 1.816 | 76.104 | 36.739 | 76.823 | IGP - Ian WALSH |


Clerk of the Course - Paul Fullerton

Orbits

Timekeepers - David Barr & Keith Mason

Results remain provisional until conclusion of technical/judicial matters

Signed:



Chief
Timekeeper



Round 2, NI Superkart C'ships

125cc Superkarts

Nutts Corner (SK) 0.784 miles

Race 4

09/04/2022 15:20

Race (8:00 and 1 Laps) started at 16:54:04

| Lap | Lap Tm | Diff | Time of Day |
|------------------------|---------------|--------|--------------|
| (1GP) Ian WALSH | | | |
| 1 | 38.844 | +2.105 | 16:54:44.402 |
| 2 | 37.200 | +0.461 | 16:55:21.602 |
| 3 | 36.811 | +0.072 | 16:55:58.413 |
| 4 | 37.474 | +0.735 | 16:56:35.887 |
| 5 | 37.062 | +0.323 | 16:57:12.949 |
| 6 | 36.929 | +0.190 | 16:57:49.878 |
| 7 | 36.777 | +0.038 | 16:58:26.655 |
| 8 | 36.777 | +0.038 | 16:59:03.432 |
| 9 | 36.775 | +0.036 | 16:59:40.207 |
| 10 | 36.739 | | 17:00:16.946 |
| 11 | 36.833 | +0.094 | 17:00:53.779 |
| 12 | 36.839 | +0.100 | 17:01:30.618 |
| 13 | 36.818 | +0.079 | 17:02:07.436 |
| 14 | 36.741 | +0.002 | 17:02:44.177 |

| | | | |
|--------------------------|---------------|--------|--------------|
| (19) Danny HYLAND | | | |
| 1 | 38.943 | +2.159 | 16:54:43.917 |
| 2 | 37.329 | +0.545 | 16:55:21.246 |
| 3 | 37.099 | +0.315 | 16:55:58.345 |
| 4 | 37.545 | +0.761 | 16:56:35.890 |
| 5 | 37.958 | +1.174 | 16:57:13.848 |
| 6 | 36.980 | +0.196 | 16:57:50.828 |
| 7 | 36.854 | +0.070 | 16:58:27.682 |
| 8 | 36.784 | | 16:59:04.466 |
| 9 | 36.898 | +0.114 | 16:59:41.364 |
| 10 | 36.883 | +0.099 | 17:00:18.247 |
| 11 | 36.975 | +0.191 | 17:00:55.222 |
| 12 | 36.917 | +0.133 | 17:01:32.139 |
| 13 | 36.857 | +0.073 | 17:02:08.996 |
| 14 | 36.997 | +0.213 | 17:02:45.993 |

| | | | |
|----------------------------|---------------|--------|--------------|
| (51) Geoffrey SIMMS | | | |
| 1 | 42.504 | +3.899 | 16:54:48.273 |
| 2 | 39.590 | +0.985 | 16:55:27.863 |
| 3 | 39.187 | +0.582 | 16:56:07.050 |
| 4 | 39.595 | +0.990 | 16:56:46.645 |
| 5 | 39.147 | +0.542 | 16:57:25.792 |
| 6 | 39.145 | +0.540 | 16:58:04.937 |
| 7 | 39.066 | +0.461 | 16:58:44.003 |
| 8 | 38.905 | +0.300 | 16:59:22.908 |
| 9 | 39.033 | +0.428 | 17:00:01.941 |
| 10 | 38.812 | +0.207 | 17:00:40.753 |
| 11 | 39.690 | +1.085 | 17:01:20.443 |
| 12 | 38.839 | +0.234 | 17:01:59.282 |
| 13 | 38.605 | | 17:02:37.887 |
| 14 | 38.732 | +0.127 | 17:03:16.619 |

| | | | |
|---------------------------|---------------|--------|--------------|
| (55) Ross WITHEROW | | | |
| 1 | 39.187 | +2.005 | 16:54:44.780 |
| 2 | 37.182 | | 16:55:21.962 |


Clerk of the Course - Paul Fullerton

Orbits

Timekeepers - David Barr & Keith Mason

Results remain provisional until conclusion of technical/judicial matters

Signed:



(Chief Timekeeper)

Printed: 09/04/2022 17:05:00

Round 2, NI Superkart C'ships

Sorted on Laps

250cc Superkarts

Nutts Corner (SK) 0.784 miles

Race 4

09/04/2022 15:35

Race (8:00 and 1 Laps) started at 17:07:37

| Pos | No. | Name | Laps | Total Tm | Diff | Gap | Best Tm | In Lap | 2nd Best | Avg Tm |
|----------------|-----|----------------|------|----------|--------|--------|---------|--------|----------|----------|
| 1 | 43 | Brian JONES | 15 | 8:45.348 | | | 34.309 | 4 | 34.341 | 35.023 |
| 2 | 72 | Richard DEWART | 15 | 9:03.207 | 17.859 | 17.859 | 35.186 | 4 | 35.232 | 36.130 |
| 3 | 27 | Alan WITHEROW | 15 | 9:03.389 | 18.041 | 0.182 | 34.894 | 8 | 35.033 | 36.224 |
| Not classified | | | | | | | | | | |
| DNF | 18 | Warren DEERY | 12 | 7:44.455 | DNF | | 37.029 | 4 | 37.239 | 38.658 |
| DNF | 3 | Liam FOX | 9 | 5:35.651 | DNF | | 34.760 | 5 | 34.761 | 37.274 |
| DNF | 12 | Eoin BUCKLEY | 6 | 9:28.305 | DNF | | 35.565 | 3 | 35.729 | 1:45.178 |
| DNF | 16 | Peter DEERY | 5 | 3:12.539 | DNF | | 37.575 | 3 | 37.714 | 38.347 |
| DNF | 40 | Aaron NEWELL | 4 | 2:26.418 | DNF | | 34.883 | 3 | 35.236 | 36.545 |

| Margin of Victory | Avg. Speed | Best Lap Tm | Best Speed | Best Lap by |
|-------------------|------------|-------------|------------|------------------|
| 17.859 | 80.587 | 34.309 | 82.264 | 43 - Brian JONES |


Clerk of the Course - Paul Fullerton

Orbits

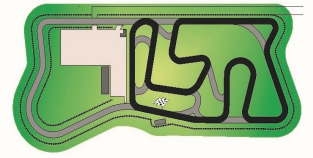
Timekeepers - David Barr & Keith Mason

Results remain provisional until conclusion of technical/judicial matters

Signed:



Chief
Timekeeper



Round 2, NI Superkart C'ships

250cc Superkarts

Nutts Corner (SK) 0.784 miles

Race 4

09/04/2022 15:35

Race (8:00 and 1 Laps) started at 17:07:37

| Lap | Lap Tm | Diff | Time of Day |
|-------------------------|---------------|--------|--------------|
| (43) Brian JONES | | | |
| 1 | 36.631 | +2.322 | 17:08:14.262 |
| 2 | 34.543 | +0.234 | 17:08:48.805 |
| 3 | 34.517 | +0.208 | 17:09:23.322 |
| 4 | 34.309 | | 17:09:57.631 |
| 5 | 34.613 | +0.304 | 17:10:32.244 |
| 6 | 34.661 | +0.352 | 17:11:06.905 |
| 7 | 34.403 | +0.094 | 17:11:41.308 |
| 8 | 34.706 | +0.397 | 17:12:16.014 |
| 9 | 34.532 | +0.223 | 17:12:50.546 |
| 10 | 34.611 | +0.302 | 17:13:25.157 |
| 11 | 34.341 | +0.032 | 17:13:59.498 |
| 12 | 34.509 | +0.200 | 17:14:34.007 |
| 13 | 35.290 | +0.981 | 17:15:09.297 |
| 14 | 35.478 | +1.169 | 17:15:44.775 |
| 15 | 38.204 | +3.895 | 17:16:22.979 |

| | | | |
|----------------------------|---------------|--------|--------------|
| (72) Richard DEWART | | | |
| 1 | 39.524 | +4.338 | 17:08:18.407 |
| 2 | 36.099 | +0.913 | 17:08:54.506 |
| 3 | 35.327 | +0.141 | 17:09:29.833 |
| 4 | 35.186 | | 17:10:05.019 |
| 5 | 35.232 | +0.046 | 17:10:40.251 |
| 6 | 36.963 | +1.777 | 17:11:17.214 |
| 7 | 36.198 | +1.012 | 17:11:53.412 |
| 8 | 35.890 | +0.704 | 17:12:29.302 |
| 9 | 35.753 | +0.567 | 17:13:05.055 |
| 10 | 35.545 | +0.359 | 17:13:40.600 |
| 11 | 35.358 | +0.172 | 17:14:15.958 |
| 12 | 35.422 | +0.236 | 17:14:51.380 |
| 13 | 36.260 | +1.074 | 17:15:27.640 |
| 14 | 37.173 | +1.987 | 17:16:04.813 |
| 15 | 36.025 | +0.839 | 17:16:40.838 |

| | | | |
|---------------------------|---------------|--------|--------------|
| (27) Alan WITHEROW | | | |
| 1 | 37.083 | +2.189 | 17:08:14.732 |
| 2 | 42.963 | +8.069 | 17:08:57.695 |
| 3 | 35.687 | +0.793 | 17:09:33.382 |
| 4 | 35.672 | +0.778 | 17:10:09.054 |
| 5 | 35.468 | +0.574 | 17:10:44.522 |
| 6 | 35.038 | +0.144 | 17:11:19.560 |
| 7 | 35.033 | +0.139 | 17:11:54.593 |
| 8 | 34.894 | | 17:12:29.487 |
| 9 | 35.141 | +0.247 | 17:13:04.628 |
| 10 | 35.631 | +0.737 | 17:13:40.259 |
| 11 | 35.302 | +0.408 | 17:14:15.561 |
| 12 | 35.426 | +0.532 | 17:14:50.987 |
| 13 | 36.541 | +1.647 | 17:15:27.528 |
| 14 | 36.733 | +1.839 | 17:16:04.261 |
| 15 | 36.759 | +1.865 | 17:16:41.020 |

| | | | |
|--------------------------|---------------|---------|--------------|
| (18) Warren DEERY | | | |
| 1 | 39.249 | +2.220 | 17:08:17.433 |
| 2 | 37.311 | +0.282 | 17:08:54.744 |
| 3 | 37.239 | +0.210 | 17:09:31.983 |
| 4 | 37.029 | | 17:10:09.012 |
| 5 | 38.014 | +0.985 | 17:10:47.026 |
| 6 | 37.440 | +0.411 | 17:11:24.466 |
| 7 | 38.024 | +0.995 | 17:12:02.490 |
| 8 | 37.725 | +0.696 | 17:12:40.215 |
| 9 | 37.411 | +0.382 | 17:13:17.626 |
| 10 | 38.568 | +1.539 | 17:13:56.194 |
| 11 | 38.125 | +1.096 | 17:14:34.319 |
| 12 | 47.767 | +10.738 | 17:15:22.086 |

| Lap | Lap Tm | Diff | Time of Day |
|---------------------|---------------|---------|--------------|
| (3) Liam FOX | | | |
| 1 | 37.572 | +2.812 | 17:08:15.384 |
| 2 | 35.246 | +0.486 | 17:08:50.630 |
| 3 | 34.761 | +0.001 | 17:09:25.391 |
| 4 | 34.895 | +0.135 | 17:10:00.286 |
| 5 | 34.760 | | 17:10:35.046 |
| 6 | 34.773 | +0.013 | 17:11:09.819 |
| 7 | 34.888 | +0.128 | 17:11:44.707 |
| 8 | 34.983 | +0.223 | 17:12:19.690 |
| 9 | 53.592 | +18.832 | 17:13:13.282 |

| | | | |
|--------------------------|---------------|-----------|--------------|
| (12) Eoin BUCKLEY | | | |
| 1 | 37.677 | +2.112 | 17:08:16.197 |
| 2 | 35.729 | +0.164 | 17:08:51.926 |
| 3 | 35.565 | | 17:09:27.491 |
| 4 | 35.956 | +0.391 | 17:10:03.447 |
| 5 | 36.216 | +0.651 | 17:10:39.663 |
| 6 | 7:29.930 | +6:54.365 | 17:18:09.593 |

| | | | |
|-------------------------|---------------|--------|--------------|
| (16) Peter DEERY | | | |
| 1 | 39.752 | +2.177 | 17:08:18.183 |
| 2 | 38.194 | +0.619 | 17:08:56.377 |
| 3 | 37.575 | | 17:09:33.952 |
| 4 | 37.714 | +0.139 | 17:10:11.666 |
| 5 | 38.504 | +0.929 | 17:10:50.170 |

| | | | |
|--------------------------|---------------|--------|--------------|
| (40) Aaron NEWELL | | | |
| 1 | 37.691 | +2.808 | 17:08:15.557 |
| 2 | 35.236 | +0.353 | 17:08:50.793 |
| 3 | 34.883 | | 17:09:25.676 |
| 4 | 38.373 | +3.490 | 17:10:04.049 |


Clerk of the Course - Paul Fullerton

Orbits

Timekeepers - David Barr & Keith Mason

Results remain provisional until conclusion of technical/judicial matters

Signed:



(Chief Timekeeper)

Printed: 09/04/2022 17:32:42



motor
sport
UK