



500MRCI Spring Race Meeting


Fiesta Zetec

Kirkistown 500 MRCI 1.512 miles

Qualifying (Q4)

23/04/2022 10:00

Qualifying started at 10:12:12



Lap	Lap Tm	Diff	Time of Day
(97) Neville Anderson			
1	1:17.775	+1.022	10:15:13.087
2	1:17.298	+0.545	10:16:30.385
3	1:16.838	+0.085	10:17:47.223
4	1:16.995	+0.242	10:19:04.218
5	1:16.753		10:20:20.971
6	1:16.993	+0.240	10:21:37.964
7	1:16.898	+0.145	10:22:54.862

Lap	Lap Tm	Diff	Time of Day
(11) Paul Stewart			
1	1:18.008	+1.189	10:15:25.296
2	1:17.283	+0.464	10:16:42.579
3	1:17.589	+0.770	10:18:00.168
4	1:16.867	+0.048	10:19:17.035
5	1:17.059	+0.240	10:20:34.094
6	1:16.819		10:21:50.913
7	1:17.039	+0.220	10:23:07.952

Lap	Lap Tm	Diff	Time of Day
(55) Mark Stewart			
1	1:17.925	+1.062	10:15:24.757
2	1:17.203	+0.340	10:16:41.960
3	1:17.252	+0.389	10:17:59.212
4	1:17.256	+0.393	10:19:16.468
5	1:17.176	+0.313	10:20:33.644
6	1:16.863		10:21:50.507
7	1:17.061	+0.198	10:23:07.568

Lap	Lap Tm	Diff	Time of Day
(76) Derek Graham			
1	1:17.271	+0.319	10:15:06.464
2	1:17.256	+0.304	10:16:23.720
3	1:17.027	+0.075	10:17:40.747
4	1:17.366	+0.414	10:18:58.113
5	1:17.407	+0.455	10:20:15.520
6	1:16.952		10:21:32.472
7	1:17.255	+0.303	10:22:49.727

Lap	Lap Tm	Diff	Time of Day
(49) Michael Graham			
1	1:17.873	+0.503	10:15:10.260
2	1:18.532	+1.162	10:16:28.792
3	1:17.509	+0.139	10:17:46.301
4	1:17.649	+0.279	10:19:03.950
5	1:18.444	+1.074	10:20:22.394
6	1:18.063	+0.693	10:21:40.457
7	1:17.370		10:22:57.827

Lap	Lap Tm	Diff	Time of Day
(21) Megan Campbell			
1	1:19.890	+1.889	10:15:21.878
2	1:19.530	+1.529	10:16:41.408
3	1:19.657	+1.656	10:18:01.065
4	1:18.001		10:19:19.066
5	1:18.500	+0.499	10:20:37.566
6	1:18.655	+0.654	10:21:56.221
7	1:18.450	+0.449	10:23:14.671

Lap	Lap Tm	Diff	Time of Day
(88) Chris Doherty			
1	1:21.423	+3.159	10:15:45.606
2	1:18.959	+0.695	10:17:04.565
3	1:18.495	+0.231	10:18:23.060
4	1:18.622	+0.358	10:19:41.682
5	1:18.264		10:20:59.946
6	1:19.960	+1.696	10:22:19.906

Lap	Lap Tm	Diff	Time of Day
(28) Stephen Walker			
1	1:19.532	+1.235	10:15:45.360
2	1:18.644	+0.347	10:17:04.004
3	1:18.742	+0.445	10:18:22.746
4	1:18.297		10:19:41.043
5	1:18.715	+0.418	10:20:59.758
6	1:18.481	+0.184	10:22:18.239

Lap	Lap Tm	Diff	Time of Day
(8) Michael Mulholland			
1	1:20.981	+0.756	10:15:35.659
2	1:20.225		10:16:55.884

Lap	Lap Tm	Diff	Time of Day
3	1:20.619	+0.394	10:18:16.503
4	1:20.648	+0.423	10:19:37.151
5	1:20.404	+0.179	10:20:57.555
6	1:20.962	+0.737	10:22:18.517

Lap	Lap Tm	Diff	Time of Day
(86) Gary Moore			
1	1:21.736	+0.494	10:15:52.367
2	1:22.105	+0.863	10:17:14.472
3	1:21.548	+0.306	10:18:36.020
4	1:21.633	+0.391	10:19:57.653
5	1:21.826	+0.584	10:21:19.479
6	1:21.242		10:22:40.721

Lap	Lap Tm	Diff	Time of Day
(29) Henry White			
1	5:13.967	+3:43.803	10:19:45.798
2	1:39.203	+9.039	10:21:25.001
3	1:30.164		10:22:55.165

Results provisional until the conclusion of judicial and technical matters

Orbits

Chief Timekeeper: D.Bradfield

Clerk of the Course:

Live timing available at timing.rhwright.co.uk

www.mylaps.com

Licensed to: R.H.Wright Timing



R.H.Wright Timing

500MRCI Spring Race Meeting

Sorted on best lap time

Fiesta Zetec

Kirkistown 500 MRCI 1.512 miles

Qualifying (Q4)

23/04/2022 10:00

Qualifying started at 10:12:12

Pos	No.	Name	Make	Best Tm	Diff	In Lap	Best Speed	2nd Best	2nd Lap
1	97	Neville Anderson	1.3 Ford Fiesta	1:16.753		5	70.916	1:16.838	3
2	11	Paul Stewart	1.3 Ford Fiesta	1:16.819	0.066	6	70.855	1:16.867	4
3	55	Mark Stewart	1.3 Ford Fiesta	1:16.863	0.110	6	70.815	1:17.061	7
4	76	Derek Graham	1.3 Ford Fiesta	1:16.952	0.199	6	70.733	1:17.027	3
5	49	Michael Graham	1.3 Ford Fiesta	1:17.370	0.617	7	70.351	1:17.509	3
6	21	Megan Campbell	1.3 Ford Fiesta	1:18.001	1.248	4	69.781	1:18.450	7
7	88	Chris Doherty	1.3 Ford Fiesta	1:18.264	1.511	5	69.547	1:18.495	3
8	28	Stephen Walker	1.3 Ford Fiesta	1:18.297	1.544	4	69.518	1:18.481	6
9	8	Michael Mulholland	1.3 Ford Fiesta	1:20.225	3.472	2	67.847	1:20.404	5
10	86	Gary Moore	1.3 Ford Fiesta	1:21.242	4.489	6	66.998	1:21.548	3
11	29	Henry White	1.3 Ford Fiesta	1:30.164	13.411	3	60.368	1:39.203	2
12	411	Dale Singleton	1.3 Ford Fiesta			0	-		0

Results provisional until the conclusion of judicial and technical matters

Orbits

Chief Timekeeper: D.Bradfield

Clerk of the Course:

Live timing available at timing.rhwright.co.uk

www.mylaps.com

Licensed to: R.H.Wright Timing

Printed: 23/04/2022 10:24:27



500MRCI Spring Race Meeting

Fiesta Zetec

Kirkistown 500 MRCI 1.512 miles

Race 1 (R4)

23/04/2022 12:00

Race (15:00 and 1 Laps) started at 12:12:49

Lap	Lap Tm	Diff	Time of Day
(55) Mark Stewart			
1	1:23.497	+6.196	12:14:15.610
2	1:17.724	+0.423	12:15:33.334
3	1:17.369	+0.068	12:16:50.703
4	1:17.739	+0.435	12:18:08.439
5	1:17.666	+0.365	12:19:26.105
6	1:18.327	+1.026	12:20:44.432
7	1:17.850	+0.549	12:22:02.282
8	1:17.583	+0.282	12:23:19.865
9	1:17.483	+0.182	12:24:37.348
10	1:17.301		12:25:54.649
11	1:17.857	+0.556	12:27:12.506
12	1:17.457	+0.156	12:28:29.963
13	1:17.522	+0.221	12:29:47.485

Lap	Lap Tm	Diff	Time of Day
(11) Paul Stewart			
1	1:24.039	+6.693	12:14:15.151
2	1:17.980	+0.634	12:15:33.131
3	1:17.346		12:16:50.477
4	1:17.841	+0.495	12:18:08.318
5	1:17.844	+0.498	12:19:26.162
6	1:18.783	+1.437	12:20:44.945
7	1:17.732	+0.386	12:22:02.677
8	1:17.904	+0.558	12:23:20.581
9	1:17.632	+0.286	12:24:38.213
10	1:17.755	+0.409	12:25:55.968
11	1:17.996	+0.650	12:27:13.964
12	1:18.042	+0.696	12:28:32.006
13	1:17.797	+0.451	12:29:49.803

Lap	Lap Tm	Diff	Time of Day
(76) Derek Graham			
1	1:23.051	+5.525	12:14:15.126
2	1:17.835	+0.309	12:15:32.961
3	1:17.544	+0.018	12:16:50.505
4	1:18.255	+0.729	12:18:08.760
5	1:17.780	+0.254	12:19:26.540
6	1:18.464	+0.938	12:20:45.004
7	1:17.738	+0.212	12:22:02.742
8	1:17.852	+0.326	12:23:20.594
9	1:17.886	+0.360	12:24:38.480
10	1:17.526		12:25:56.006
11	1:17.945	+0.419	12:27:13.951
12	1:17.829	+0.303	12:28:31.780
13	1:18.067	+0.541	12:29:49.847

Lap	Lap Tm	Diff	Time of Day
(49) Michael Graham			
1	1:25.173	+7.873	12:14:17.977
2	1:17.913	+0.613	12:15:35.890
3	1:18.224	+0.924	12:16:54.114
4	1:17.882	+0.582	12:18:11.996
5	1:18.048	+0.748	12:19:30.044
6	1:17.546	+0.246	12:20:47.590
7	1:17.300		12:22:04.890
8	1:18.158	+0.858	12:23:23.048
9	1:17.980	+0.680	12:24:41.028
10	1:18.193	+0.893	12:25:59.221
11	1:17.743	+0.443	12:27:16.964
12	1:17.758	+0.458	12:28:34.722
13	1:17.542	+0.242	12:29:52.264

Lap	Lap Tm	Diff	Time of Day
(97) Neville Anderson			
1	1:31.106	+14.439	12:14:22.374
2	1:18.364	+1.697	12:15:40.738
3	1:16.925	+0.258	12:16:57.663
4	1:17.036	+0.369	12:18:14.699
5	1:16.786	+0.119	12:19:31.485
6	1:16.994	+0.327	12:20:48.479
7	1:16.667		12:22:05.146
8	1:18.529	+1.862	12:23:23.675
9	1:17.223	+0.556	12:24:40.898
10	1:18.061	+1.394	12:25:58.959
11	1:17.818	+1.151	12:27:16.777
12	1:18.619	+1.952	12:28:35.396


Lap	Lap Tm	Diff	Time of Day
(21) Megan Campbell			
13	1:17.960	+1.293	12:29:53.356
1	1:23.855	+5.986	12:14:16.661
2	1:18.544	+0.675	12:15:35.205
3	1:19.258	+1.389	12:16:54.463
4	1:17.939	+0.070	12:18:12.402
5	1:17.922	+0.053	12:19:30.324
6	1:17.869		12:20:48.193
7	1:18.560	+0.691	12:22:06.753
8	1:18.058	+0.189	12:23:24.811
9	1:18.132	+0.263	12:24:42.943
10	1:18.865	+0.996	12:26:01.808
11	1:18.530	+0.661	12:27:20.338
12	1:18.816	+0.947	12:28:39.154
13	1:18.500	+0.631	12:29:57.654

Lap	Lap Tm	Diff	Time of Day
(28) Stephen Walker			
1	1:25.055	+7.170	12:14:18.499
2	1:18.191	+0.306	12:15:36.690
3	1:18.176	+0.291	12:16:54.866
4	1:18.611	+0.726	12:18:13.477
5	1:17.885		12:19:31.362
6	1:19.219	+1.334	12:20:50.581
7	1:18.485	+0.600	12:22:09.066
8	1:18.106	+0.221	12:23:27.172
9	1:18.475	+0.590	12:24:45.647
10	1:19.199	+1.314	12:26:04.846
11	1:18.566	+0.681	12:27:23.412
12	1:18.622	+0.737	12:28:42.034
13	1:18.486	+0.601	12:30:00.520

Lap	Lap Tm	Diff	Time of Day
(88) Chris Doherty			
1	1:25.537	+7.426	12:14:18.859
2	1:18.672	+0.561	12:15:37.531
3	1:18.111		12:16:55.642
4	1:18.411	+0.300	12:18:14.053
5	1:19.182	+1.071	12:19:33.235
6	1:18.794	+0.683	12:20:52.029
7	1:18.633	+0.522	12:22:10.662
8	1:18.606	+0.495	12:23:29.268
9	1:18.975	+0.864	12:24:48.243
10	1:18.957	+0.846	12:26:07.200
11	1:19.113	+1.002	12:27:26.313
12	1:18.791	+0.680	12:28:45.104
13	1:19.490	+1.379	12:30:04.594

Lap	Lap Tm	Diff	Time of Day
(29) Henry White			
1	1:24.596	+5.933	12:14:19.020
2	1:18.663		12:15:37.683
3	1:18.844	+0.181	12:16:56.527
4	1:19.352	+0.689	12:18:15.879
5	1:19.322	+0.659	12:19:35.201
6	1:19.455	+0.792	12:20:54.656
7	1:19.653	+0.990	12:22:14.309
8	1:19.729	+1.066	12:23:34.038
9	1:20.747	+2.084	12:24:54.785
10	1:19.728	+1.065	12:26:14.513
11	1:19.431	+0.768	12:27:33.944
12	1:19.916	+1.253	12:28:53.860
13	1:19.845	+1.182	12:30:13.705

Lap	Lap Tm	Diff	Time of Day
(8) Michael Mulholland			
1	1:27.339	+7.199	12:14:21.489
2	1:21.196	+1.056	12:15:42.685
3	1:20.371	+0.231	12:17:03.056
4	1:20.140		12:18:23.196
5	1:20.859	+0.719	12:19:44.055
6	1:20.550	+0.410	12:21:04.605
7	1:20.497	+0.357	12:22:25.102
8	1:20.754	+0.614	12:23:45.856
9	1:20.731	+0.591	12:25:06.587
10	1:21.505	+1.365	12:26:28.092
11	1:20.732	+0.592	12:27:48.824



Results provisional until the conclusion of judicial and technical matters Orbits

Chief Timekeeper: D.Bradfield
Live timing available at timing.rhwright.co.uk

Clerk of the Course:

www.mylaps.com

Licensed to: R.H.Wright Timing



R.H.Wright Timing

500MRCI Spring Race Meeting

Sorted on Laps

Fiesta Zetec

Kirkistown 500 MRCI 1.512 miles

Race 1 (R4)

23/04/2022 12:00

Race (15:00 and 1 Laps) started at 12:12:49

Pos	No.	Name	Make	Laps	Total Tm	Best Tm	Best Speed	In Lap	Avg. Speed
1	55	Mark Stewart	1.3 Ford Fiesta	13	16:58.315	1:17.301	70.413	10	69.487
2	11	Paul Stewart	1.3 Ford Fiesta	13	17:00.633	1:17.346	70.372	3	69.329
3	76	Derek Graham	1.3 Ford Fiesta	13	17:00.677	1:17.526	70.209	10	69.326
4	49	Michael Graham	1.3 Ford Fiesta	13	17:03.094	1:17.300	70.414	7	69.162
5	97	Neville Anderson	1.3 Ford Fiesta	13	17:04.186	1:16.667	70.996	7	69.088
6	21	Megan Campbell	1.3 Ford Fiesta	13	17:08.484	1:17.869	69.900	6	68.800
7	28	Stephen Walker	1.3 Ford Fiesta	13	17:11.350	1:17.885	69.885	5	68.608
8	88	Chris Doherty	1.3 Ford Fiesta	13	17:15.424	1:18.111	69.683	3	68.338
9	29	Henry White	1.3 Ford Fiesta	13	17:24.535	1:18.663	69.194	2	67.742
10	8	Michael Mulholland	1.3 Ford Fiesta	13	17:41.361	1:20.140	67.919	4	66.668
11	86	Gary Moore	1.3 Ford Fiesta	13	17:43.532	1:20.548	67.575	11	66.532

Margin of Victory

Avg. Speed

Best Lap Tm

Best Speed

Best Lap by

2.318

69.487

1:16.667

70.996

97 - Neville Anderson

Results provisional until the conclusion of judicial and technical matters

Orbits

Chief Timekeeper: D.Bradfield

Clerk of the Course:

Live timing available at timing.rhwright.co.uk

www.mylaps.com

Licensed to: R.H.Wright Timing

Printed: 23/04/2022 12:31:03



500MRCI Spring Race Meeting

Fiesta Zetec

Kirkistown 500 MRCI 1.512 miles

Race 1 (R4)

23/04/2022 12:00

Race (15:00 and 1 Laps)

6	29	411
	11	12
5	8	86
	9	10
4	88	28
	7	8
3	49	21
	5	6
2	55	76
	3	4
1	97	11
	1	2

POLE POSITION

Results provisional until the conclusion of judicial and technical matters

Orbits

Chief Timekeeper: D.Bradfield

Clerk of the Course:

Live timing available at timing.rhwright.co.uk

www.mylaps.com

Licensed to: R.H.Wright Timing



R.H.Wright Timing

500MRCI Spring Race Meeting


Fiesta Zetec

Kirkistown 500 MRCI 1.512 miles

Race 2 (R9)

23/04/2022 15:10

Race (15:00 and 1 Laps) started at 14:52:35



Lap	Lap Tm	Diff	Time of Day	Lap	Lap Tm	Diff	Time of Day	Lap	Lap Tm	Diff	Time of Day
(55) Mark Stewart				(21) Megan Campbell				(86) Gary Moore			
1	1:24.276	+7.028	14:54:01.581	13	1:20.001	+2.592	15:09:43.243	12	1:20.719	+0.861	15:08:56.171
2	1:17.903	+0.655	14:55:19.484	1	1:26.189	+7.984	14:54:02.770	13	1:20.378	+0.520	15:10:16.549
3	1:18.790	+1.542	14:56:38.274	2	1:18.831	+0.626	14:55:21.601	1	1:27.486	+6.287	14:54:06.936
4	1:17.641	+0.393	14:57:55.915	3	1:18.692	+0.487	14:56:40.293	2	1:21.879	+0.680	14:55:28.815
5	1:17.701	+0.453	14:59:13.616	4	1:18.707	+0.502	14:57:59.000	3	1:22.865	+1.666	14:56:51.680
6	1:18.763	+1.515	15:00:32.379	5	1:18.795	+0.590	14:59:17.795	4	1:22.002	+0.803	14:58:13.682
7	1:19.568	+2.320	15:01:51.947	6	1:18.974	+0.769	15:00:36.769	5	1:21.336	+0.137	14:59:35.018
8	1:18.438	+1.190	15:03:10.385	7	1:18.205		15:01:54.974	6	1:21.199		15:00:56.217
9	1:17.248		15:04:27.633	8	1:19.613	+1.408	15:03:14.587	7	1:21.435	+0.236	15:02:17.652
10	1:17.890	+0.642	15:05:45.523	9	1:18.504	+0.299	15:04:33.091	8	1:21.642	+0.443	15:03:39.294
11	1:18.340	+1.092	15:07:03.863	10	1:18.442	+0.237	15:05:51.533	9	1:22.645	+1.446	15:05:01.939
12	1:18.401	+1.153	15:08:22.264	11	1:18.334	+0.129	15:07:09.867	10	1:21.542	+0.343	15:06:23.481
13	1:17.911	+0.663	15:09:40.175	12	1:18.428	+0.223	15:08:28.295	11	1:21.477	+0.278	15:07:44.958
(76) Derek Graham				(28) Stephen Walker				(8) Michael Mulholland			
1	1:24.229	+6.812	14:54:01.546	1	1:25.128	+7.086	14:54:03.975	1	1:28.303	+8.445	14:54:07.711
2	1:18.236	+0.819	14:55:19.782	2	1:19.272	+1.230	14:55:23.247	2	1:21.780	+1.922	14:55:29.491
3	1:18.610	+1.193	14:56:38.392	3	1:18.064	+0.022	14:56:41.311	3	1:22.507	+2.649	14:56:51.998
4	1:18.065	+0.648	14:57:56.457	4	1:18.393	+0.351	14:57:59.704	4	1:21.271	+1.413	14:58:13.269
5	1:17.417		14:59:13.874	5	1:18.689	+0.647	14:59:18.393	5	1:20.150	+0.292	14:59:33.419
6	1:18.406	+0.989	15:00:32.280	6	1:19.263	+1.221	15:00:37.656	6	1:19.858		15:00:53.277
7	1:19.375	+1.958	15:01:51.655	7	1:18.042		15:01:55.698	7	1:19.861	+0.003	15:02:13.138
8	1:17.790	+0.373	15:03:09.445	8	1:19.740	+1.698	15:03:15.438	8	1:20.419	+0.561	15:03:33.557
9	1:17.757	+0.340	15:04:27.202	9	1:18.726	+0.684	15:04:34.164	9	1:21.758	+1.900	15:04:55.315
10	1:18.351	+0.934	15:05:45.553	10	1:18.982	+0.940	15:05:53.146	10	1:20.117	+0.259	15:06:15.432
11	1:18.563	+1.146	15:07:04.116	11	1:18.412	+0.370	15:07:11.558	11	1:20.020	+0.162	15:07:35.452
12	1:18.322	+0.905	15:08:22.438	12	1:18.144	+0.102	15:08:29.702				
13	1:17.762	+0.345	15:09:40.200	13	1:18.260	+0.218	15:09:47.962				
(49) Michael Graham				(88) Chris Doherty							
1	1:24.633	+7.539	14:54:01.215	1	1:25.311	+6.892	14:54:03.940				
2	1:18.291	+1.197	14:55:19.506	2	1:20.379	+1.960	14:55:24.319				
3	1:18.769	+1.675	14:56:38.275	3	1:19.140	+0.721	14:56:43.459				
4	1:20.250	+3.156	14:57:58.525	4	1:18.928	+0.509	14:58:02.387				
5	1:17.094		14:59:15.619	5	1:19.193	+0.774	14:59:21.580				
6	1:17.416	+0.322	15:00:33.035	6	1:19.128	+0.709	15:00:40.708				
7	1:19.184	+2.090	15:01:52.219	7	1:19.081	+0.662	15:01:59.789				
8	1:17.997	+0.903	15:03:10.216	8	1:18.712	+0.293	15:03:18.501				
9	1:18.092	+0.998	15:04:28.308	9	1:18.589	+0.170	15:04:37.090				
10	1:17.622	+0.528	15:05:45.930	10	1:18.419		15:05:55.509				
11	1:19.511	+2.417	15:07:05.441	11	1:19.048	+0.629	15:07:14.557				
12	1:18.180	+1.086	15:08:23.621	12	1:18.913	+0.494	15:08:33.470				
13	1:19.119	+2.025	15:09:42.740	13	1:19.709	+1.290	15:09:53.179				
(97) Neville Anderson				(29) Henry White							
1	1:24.849	+7.511	14:54:02.671	1	1:27.794	+7.599	14:54:07.766				
2	1:18.612	+1.274	14:55:21.283	2	1:20.756	+0.561	14:55:28.522				
3	1:17.719	+0.381	14:56:39.002	3	1:21.409	+1.214	14:56:49.931				
4	1:20.398	+3.060	14:57:59.400	4	1:20.985	+0.790	14:58:10.916				
5	1:18.355	+1.017	14:59:17.755	5	1:21.246	+1.051	14:59:32.162				
6	1:18.470	+1.132	15:00:36.225	6	1:20.242	+0.047	15:00:52.404				
7	1:17.844	+0.506	15:01:54.069	7	1:20.259	+0.064	15:02:12.663				
8	1:20.504	+3.166	15:03:14.573	8	1:20.407	+0.212	15:03:33.070				
9	1:18.045	+0.707	15:04:32.618	9	1:20.651	+0.456	15:04:53.721				
10	1:17.665	+0.327	15:05:50.283	10	1:20.195		15:06:13.916				
11	1:17.492	+0.154	15:07:07.775	11	1:20.303	+0.108	15:07:34.219				
12	1:17.338		15:08:25.113	12	1:20.260	+0.065	15:08:54.479				
13	1:17.893	+0.555	15:09:43.006	13	1:20.477	+0.282	15:10:14.956				
(11) Paul Stewart				(8) Michael Mulholland							
1	1:23.610	+6.201	14:54:01.651	1	1:28.303	+8.445	14:54:07.711				
2	1:19.194	+1.785	14:55:20.845	2	1:21.780	+1.922	14:55:29.491				
3	1:17.635	+0.226	14:56:38.480	3	1:22.507	+2.649	14:56:51.998				
4	1:19.262	+1.853	14:57:57.742	4	1:21.271	+1.413	14:58:13.269				
5	1:17.409		14:59:15.151	5	1:20.150	+0.292	14:59:33.419				
6	1:17.658	+0.249	15:00:32.809	6	1:19.858		15:00:53.277				
7	1:19.022	+1.613	15:01:51.831	7	1:19.861	+0.003	15:02:13.138				
8	1:18.409	+1.000	15:03:10.240	8	1:20.419	+0.561	15:03:33.557				
9	1:18.292	+0.883	15:04:28.532	9	1:21.758	+1.900	15:04:55.315				
10	1:17.746	+0.337	15:05:46.278	10	1:20.117	+0.259	15:06:15.432				
11	1:19.012	+1.603	15:07:05.290	11	1:20.020	+0.162	15:07:35.452				
12	1:17.952	+0.543	15:08:23.242								

Results provisional until the conclusion of judicial and technical matters

Orbits

Chief Timekeeper: D.Bradfield

Clerk of the Course:

Live timing available at timing.rhwright.co.uk

Printed: 24/04/2022 10:25:25

www.mylaps.com

Licensed to: R.H.Wright Timing



R.H.Wright Timing

500MRCI Spring Race Meeting

Sorted on Laps

Fiesta Zetec

Kirkistown 500 MRCI 1.512 miles

Race 2 (R9)

23/04/2022 15:10

Race (15:00 and 1 Laps) started at 14:52:35

Pos	No.	Name	Make	Laps	Total Tm	Best Tm	Best Speed	In Lap	Avg. Speed
1	55	Mark Stewart	1.3 Ford Fiesta	13	17:04.980	1:17.248	70.462	9	69.035
2	76	Derek Graham	1.3 Ford Fiesta	13	17:05.005	1:17.417	70.308	5	69.033
3	49	Michael Graham	1.3 Ford Fiesta	13	17:07.545	1:17.094	70.602	5	68.862
4	97	Neville Anderson	1.3 Ford Fiesta	13	17:07.811	1:17.338	70.380	12	68.845
5	11	Paul Stewart	1.3 Ford Fiesta	13	17:08.048	1:17.409	70.315	5	68.829
6	21	Megan Campbell	1.3 Ford Fiesta	13	17:12.274	1:18.205	69.599	7	68.547
7	28	Stephen Walker	1.3 Ford Fiesta	13	17:12.767	1:18.042	69.745	7	68.514
8	88	Chris Doherty	1.3 Ford Fiesta	13	17:17.984	1:18.419	69.409	10	68.170
9	29	Henry White	1.3 Ford Fiesta	13	17:39.761	1:20.195	67.872	10	66.769
10	8	Michael Mulholland	1.3 Ford Fiesta	13	17:41.354	1:19.858	68.159	6	66.669
11	86	Gary Moore	1.3 Ford Fiesta	13	17:53.874	1:21.199	67.033	6	65.892

Margin of Victory

Avg. Speed

Best Lap Tm

Best Speed

Best Lap by

0.025

69.035

1:17.094

70.602

49 - Michael Graham

Results provisional until the conclusion of judicial and technical matters

Orbits

Chief Timekeeper: D.Bradfield

Clerk of the Course:

Live timing available at timing.rhwright.co.uk

www.mylaps.com

Licensed to: R.H.Wright Timing

Printed: 23/04/2022 15:10:41



500MRCI Spring Race Meeting


Fiesta Zetec

Kirkistown 500 MRCI 1.512 miles

Race 2 (R9)

23/04/2022 15:10

Race (15:00 and 1 Laps)



6	29	411
	11	12
5	8	86
	9	10
4	88	28
	7	8
3	11	97
	5	6
2	76	55
	3	4
1	21	49
	1	2

POLE POSITION



Results provisional until the conclusion of judicial and technical matters

Orbits

Chief Timekeeper: D.Bradfield

Clerk of the Course:

Live timing available at timing.rhwright.co.uk

www.mylaps.com

Licensed to: R.H.Wright Timing



500MRCI Spring Race Meeting


Formula Ford 1600

Kirkistown 500 MRCI 1.512 miles

Qualifying (Q2)

23/04/2022 09:20

Qualifying started at 9:40:10



Lap	Lap Tm	Diff	Time of Day
(28) David McCullough			
1	1:15.290	+14.243	9:41:31.489
2	1:14.437	+13.390	9:42:45.926
3	1:01.361	+0.314	9:43:47.287
4	1:18.466	+17.419	9:45:05.753
5	1:01.533	+0.486	9:46:07.286
6	1:02.992	+1.945	9:47:10.278
7	1:01.047		9:48:11.325
8	1:01.549	+0.502	9:49:12.874
9	1:03.063	+2.016	9:50:15.937
(111) Dave Parks			
1	1:11.237	+9.539	9:41:28.867
2	1:02.930	+1.232	9:42:31.797
3	1:01.799	+0.101	9:43:33.596
4	1:01.882	+0.184	9:44:35.478
5	1:02.218	+0.520	9:45:37.696
6	1:09.772	+8.074	9:46:47.468
7	1:01.698		9:47:49.166
8	1:01.909	+0.211	9:48:51.075
9	1:06.537	+4.839	9:49:57.612
10	1:02.077	+0.379	9:50:59.689
(18) Alan Davidson			
1	1:08.868	+8.154	9:41:29.784
2	1:02.615	+0.901	9:42:32.399
3	1:02.865	+1.151	9:43:35.264
4	1:01.896	+0.182	9:44:37.160
5	1:01.714		9:45:38.874
6	1:06.422	+4.708	9:46:45.296
7	1:02.567	+0.853	9:47:47.863
8	1:09.519	+7.805	9:48:57.382
9	1:01.789	+0.075	9:49:59.171
10	1:01.725	+0.011	9:51:00.896
(39) Rob Parks			
1	2:42.132	+1:39.802	9:43:01.201
2	1:08.658	+6.328	9:44:09.859
3	1:03.470	+1.140	9:45:13.329
4	1:02.967	+0.637	9:46:16.296
5	1:03.015	+0.685	9:47:19.311
6	1:02.540	+0.210	9:48:21.851
7	1:02.330		9:49:24.181
8	1:02.825	+0.495	9:50:27.006
(89) Brandon McCaughan			
1	1:07.556	+4.570	9:42:27.246
2	1:03.890	+0.904	9:43:31.136
3	1:05.408	+2.422	9:44:36.544
4	1:03.527	+0.541	9:45:40.071
5	1:03.072	+0.086	9:46:43.143
6	1:02.986		9:47:46.129
7	1:05.545	+2.559	9:48:51.674
8	1:05.215	+2.229	9:49:56.889
9	1:03.445	+0.459	9:51:00.334
(33) Robert Johnston			
1	1:10.871	+7.333	9:41:32.525
2	1:05.929	+2.391	9:42:38.454
3	1:04.038	+0.500	9:43:42.492
4	1:03.889	+0.351	9:44:46.381
5	1:03.632	+0.094	9:45:50.013
6	1:03.990	+0.452	9:46:54.003
7	1:03.538		9:47:57.541
8	1:03.815	+0.277	9:49:01.356
9	1:03.841	+0.303	9:50:05.197
10	1:03.851	+0.313	9:51:09.048
(90) Henry Campbell			
1	1:17.072	+12.236	9:41:31.750
2	1:07.779	+2.943	9:42:39.529
3	1:05.820	+0.984	9:43:45.349
4	1:05.693	+0.857	9:44:51.042

Lap	Lap Tm	Diff	Time of Day
5	1:05.716	+0.880	9:45:56.758
6	1:05.074	+0.238	9:47:01.832
7	1:05.242	+0.406	9:48:07.074
8	1:04.836		9:49:11.910
9	1:04.862	+0.026	9:50:16.772
(23) David Nichol			
1	1:19.085	+14.091	9:41:31.295
2	1:09.961	+4.967	9:42:41.256
3	1:05.386	+0.392	9:43:46.642
4	1:14.104	+9.110	9:45:00.746
5	1:05.382	+0.388	9:46:06.128
6	1:05.160	+0.166	9:47:11.288
7	1:04.994		9:48:16.282
8	1:05.168	+0.174	9:49:21.450
9	1:05.531	+0.537	9:50:26.981

Lap	Lap Tm	Diff	Time of Day
-----	--------	------	-------------

Results provisional until the conclusion of judicial and technical matters

Orbits

Chief Timekeeper: D.Bradfield

Clerk of the Course:

Live timing available at timing.rhwright.co.uk

www.mylaps.com

Licensed to: R.H.Wright Timing



R.H.Wright Timing

500MRCI Spring Race Meeting

Sorted on best lap time

Formula Ford 1600

Kirkistown 500 MRCI 1.512 miles

Qualifying (Q2)

23/04/2022 09:20

Qualifying started at 9:40:10

Pos	No.	Name	Make	Best Tm	Diff	In Lap	Best Speed	2nd Best	2nd Lap
1	28	David McCullough	Van Diemen RF01	1:01.047		7	89.161	1:01.361	3
2	111	Dave Parks	Ray GR20	1:01.698	0.651	7	88.220	1:01.799	3
3	18	Alan Davidson	Mondiale M89S	1:01.714	0.667	5	88.197	1:01.725	10
4	39	Rob Parks	Ray GR14	1:02.330	1.283	7	87.326	1:02.540	6
5	89	Brandon McCaughan	Mondiale M89S	1:02.986	1.939	6	86.416	1:03.072	5
6	33	Robert Johnston	Ray GR22	1:03.538	2.491	7	85.666	1:03.632	5
7	90	Henry Campbell	Reynard FF89	1:04.836	3.789	8	83.951	1:04.862	9
8	23	David Nicholl	Reynard FF89	1:04.994	3.947	7	83.746	1:05.160	6

Results provisional until the conclusion of judicial and technical matters

Orbits

Chief Timekeeper: D.Bradfield

Clerk of the Course:

Live timing available at timing.rhwright.co.uk

www.mylaps.com

Licensed to: R.H.Wright Timing

Printed: 23/04/2022 09:52:04



500MRCI Spring Race Meeting


Formula Ford 1600

Kirkistown 500 MRCI 1.512 miles

Race 1 (R2)

23/04/2022 11:10

Race (15:00 and 1 Laps) started at 11:28:59



Lap	Lap Tm	Diff	Time of Day
(28) David McCullough			
1	1:06.920	+5.407	11:30:07.877
2	1:01.615	+0.102	11:31:09.492
3	1:01.660	+0.147	11:32:11.152
4	1:01.513		11:33:12.665
5	1:02.124	+0.611	11:34:14.789
6	1:01.786	+0.273	11:35:16.575
7	1:01.818	+0.305	11:36:18.393
8	1:01.804	+0.291	11:37:20.197
9	1:01.920	+0.407	11:38:22.117
10	1:02.054	+0.541	11:39:24.171
11	1:01.906	+0.393	11:40:26.077
12	1:02.022	+0.509	11:41:28.099
13	1:01.956	+0.443	11:42:30.055
14	1:02.246	+0.733	11:43:32.301
15	1:02.229	+0.716	11:44:34.530
16	1:02.733	+1.220	11:45:37.263
(111) Dave Parks			
1	1:08.540	+6.649	11:30:09.374
2	1:02.162	+0.271	11:31:11.536
3	1:02.106	+0.215	11:32:13.642
4	1:01.891		11:33:15.533
5	1:02.378	+0.487	11:34:17.911
6	1:02.167	+0.276	11:35:20.078
7	1:02.031	+0.140	11:36:22.109
8	1:01.899	+0.008	11:37:24.008
9	1:01.938	+0.047	11:38:25.946
10	1:02.071	+0.180	11:39:28.017
11	1:01.919	+0.028	11:40:29.936
12	1:01.986	+0.095	11:41:31.922
13	1:02.178	+0.287	11:42:34.100
14	1:01.967	+0.076	11:43:36.067
15	1:02.089	+0.198	11:44:38.156
16	1:01.940	+0.049	11:45:40.096
(18) Alan Davidson			
1	1:08.050	+6.177	11:30:09.720
2	1:02.176	+0.303	11:31:11.896
3	1:02.073	+0.200	11:32:13.969
4	1:01.873		11:33:15.842
5	1:02.045	+0.172	11:34:17.887
6	1:02.577	+0.704	11:35:20.464
7	1:01.994	+0.121	11:36:22.458
8	1:02.084	+0.211	11:37:24.542
9	1:02.231	+0.358	11:38:26.773
10	1:02.022	+0.149	11:39:28.795
11	1:02.163	+0.290	11:40:30.958
12	1:02.403	+0.530	11:41:33.361
13	1:02.578	+0.705	11:42:35.939
14	1:02.140	+0.267	11:43:38.079
15	1:02.126	+0.253	11:44:40.205
16	1:02.090	+0.217	11:45:42.295
(89) Brandon McCaughan			
1	1:08.082	+6.436	11:30:10.548
2	1:02.390	+0.744	11:31:12.938
3	1:02.311	+0.665	11:32:15.249
4	1:02.208	+0.562	11:33:17.457
5	1:02.210	+0.564	11:34:19.667
6	1:01.985	+0.339	11:35:21.652
7	1:01.944	+0.298	11:36:23.596
8	1:01.982	+0.336	11:37:25.578
9	1:01.646		11:38:27.224
10	1:01.839	+0.193	11:39:29.063
11	1:02.047	+0.401	11:40:31.110
12	1:02.541	+0.895	11:41:33.651
13	1:02.280	+0.634	11:42:35.931
14	1:04.673	+3.027	11:43:40.604
15	1:02.423	+0.777	11:44:43.027
16	1:03.371	+1.725	11:45:46.398
(39) Rob Parks			

Lap	Lap Tm	Diff	Time of Day
1	1:09.325	+7.143	11:30:11.028
2	1:02.589	+0.407	11:31:13.617
3	1:02.361	+0.179	11:32:15.978
4	1:02.182		11:33:18.160
5	1:02.262	+0.080	11:34:20.422
6	1:02.359	+0.177	11:35:22.781
7	1:02.416	+0.234	11:36:25.197
8	1:02.652	+0.470	11:37:27.849
9	1:02.595	+0.413	11:38:30.444
10	1:02.775	+0.593	11:39:33.219
11	1:02.650	+0.468	11:40:35.869
12	1:02.994	+0.812	11:41:38.863
13	1:02.815	+0.633	11:42:41.678
14	1:03.142	+0.960	11:43:44.820
15	1:02.710	+0.528	11:44:47.530
16	1:02.750	+0.568	11:45:50.280
(33) Robert Johnston			
1	1:08.920	+5.413	11:30:11.389
2	1:03.507		11:31:14.896
3	1:04.357	+0.850	11:32:19.253
4	1:03.658	+0.151	11:33:22.911
5	1:04.270	+0.763	11:34:27.181
6	1:03.861	+0.354	11:35:31.042
7	1:04.639	+1.132	11:36:35.681
8	1:04.276	+0.769	11:37:39.957
9	1:04.291	+0.784	11:38:44.248
10	1:03.965	+0.458	11:39:48.213
11	1:04.665	+1.158	11:40:52.878
12	1:04.993	+1.486	11:41:57.871
13	1:04.328	+0.821	11:43:02.199
14	1:04.695	+1.188	11:44:06.894
15	1:04.233	+0.726	11:45:11.127
16	1:05.839	+2.332	11:46:16.966
(90) Henry Campbell			
1	1:09.722	+5.535	11:30:12.583
2	1:04.745	+0.558	11:31:17.328
3	1:04.755	+0.568	11:32:22.083
4	1:04.291	+0.104	11:33:26.374
5	1:04.698	+0.511	11:34:31.072
6	1:04.826	+0.639	11:35:35.898
7	1:04.198	+0.011	11:36:40.096
8	1:04.340	+0.153	11:37:44.436
9	1:04.624	+0.437	11:38:49.060
10	1:04.447	+0.260	11:39:53.507
11	1:04.564	+0.377	11:40:58.071
12	1:04.670	+0.483	11:42:02.741
13	1:04.300	+0.113	11:43:07.041
14	1:04.187		11:44:11.228
15	1:04.450	+0.263	11:45:15.678
16	1:04.364	+0.177	11:46:20.042
(23) David Nichol			
1	1:10.347	+6.058	11:30:13.115
2	1:04.935	+0.646	11:31:18.050
3	1:04.526	+0.237	11:32:22.576
4	1:04.600	+0.311	11:33:27.176
5	1:04.718	+0.429	11:34:31.894
6	1:04.474	+0.185	11:35:36.368
7	1:04.289		11:36:40.657
8	1:04.985	+0.696	11:37:45.642
9	1:04.469	+0.180	11:38:50.111
10	1:05.254	+0.965	11:39:55.365
11	1:05.606	+1.317	11:41:00.971
12	1:05.549	+1.260	11:42:06.520
13	1:05.896	+1.607	11:43:12.416
14	1:06.355	+2.066	11:44:18.771
15	1:05.611	+1.322	11:45:24.382
16	1:06.676	+2.387	11:46:31.058

Results provisional until the conclusion of judicial and technical matters

Orbits

Chief Timekeeper: D.Bradfield

Clerk of the Course:

Live timing available at timing.rhwright.co.uk

www.mylaps.com

Licensed to: R.H.Wright Timing



R.H.Wright Timing

500MRCI Spring Race Meeting

Sorted on Laps

Formula Ford 1600

Kirkistown 500 MRCI 1.512 miles

Race 1 (R2)

23/04/2022 11:10

Race (15:00 and 1 Laps) started at 11:28:59

Pos	No.	Name	Make	Total Tm	Laps	Best Tm	In Lap	Best Speed
1	28	David McCullough	Van Diemen RF01	16:38.183	16	1:01.513	4	88.486
2	111	Dave Parks	Ray GR20	16:41.016	16	1:01.891	4	87.945
3	18	Alan Davidson	Mondiale M89S	16:43.215	16	1:01.873	4	87.971
4	89	Brandon McCaughan	Mondiale M89S	16:47.318	16	1:01.646	9	88.295
5	39	Rob Parks	Ray GR14	16:51.200	16	1:02.182	4	87.534
6	33	Robert Johnston	Ray GR22	17:17.886	16	1:03.507	2	85.707
7	90	Henry Campbell	Reynard FF89	17:20.962	16	1:04.187	14	84.799
8	23	David Nicholl	Reynard FF89	17:31.978	16	1:04.289	7	84.665

Margin of Victory

Avg. Speed

Best Lap Tm

Best Speed

Best Lap by

2.833

87.247

1:01.513

88.486

28 - David McCullough

Results provisional until the conclusion of judicial and technical matters

Orbits

Chief Timekeeper: D.Bradfield

Clerk of the Course:

Live timing available at timing.rhwright.co.uk

www.mylaps.com

Licensed to: R.H.Wright Timing

Printed: 23/04/2022 11:47:27



500MRCI Spring Race Meeting


Formula Ford 1600

Kirkistown 500 MRCI 1.512 miles

Race 1 (R2)

23/04/2022 11:10

Race (15:00 and 1 Laps)



4	90	23
	7	8
3	89	33
	5	6
2	18	39
	3	4
1	28	111
	1	2

POLE POSITION



Results provisional until the conclusion of judicial and technical matters

Orbits

Chief Timekeeper: D.Bradfield

Clerk of the Course:

Live timing available at timing.rhwright.co.uk

www.mylaps.com

Licensed to: R.H.Wright Timing



500MRCI Spring Race Meeting


Formula Ford 1600

Kirkistown 500 MRCI 1.512 miles

Race 2 (R8)

23/04/2022 14:40

Race (15:00 and 1 Laps) started at 14:25:32



Lap	Lap Tm	Diff	Time of Day
(28) David McCullough			
1	1:06.697	+5.153	14:26:41.060
2	1:01.753	+0.209	14:27:42.813
3	1:01.743	+0.199	14:28:44.556
4	1:01.622	+0.078	14:29:46.178
5	1:01.544		14:30:47.722
6	1:01.878	+0.334	14:31:49.600
7	1:01.587	+0.043	14:32:51.187
8	1:01.840	+0.296	14:33:53.027
9	1:01.953	+0.409	14:34:54.980
10	1:02.281	+0.737	14:35:57.261
11	1:02.139	+0.595	14:36:59.400
12	1:02.298	+0.754	14:38:01.698
13	1:01.896	+0.352	14:39:03.594
14	1:02.183	+0.639	14:40:05.777
15	1:02.982	+1.438	14:41:08.759
16	1:02.996	+1.452	14:42:11.755
(111) Dave Parks			
1	1:06.960	+5.149	14:26:41.976
2	1:01.811		14:27:43.787
3	1:02.847	+1.036	14:28:46.634
4	1:02.551	+0.740	14:29:49.185
5	1:02.030	+0.219	14:30:51.215
6	1:02.121	+0.310	14:31:53.336
7	1:02.190	+0.379	14:32:55.526
8	1:02.154	+0.343	14:33:57.680
9	1:02.190	+0.379	14:34:59.870
10	1:02.367	+0.556	14:36:02.237
11	1:02.037	+0.226	14:37:04.274
12	1:02.226	+0.415	14:38:06.500
13	1:02.019	+0.208	14:39:08.519
14	1:02.341	+0.530	14:40:10.860
15	1:02.368	+0.557	14:41:13.228
16	1:02.502	+0.691	14:42:15.730
(90) Henry Campbell			
1	1:08.701	+4.885	14:26:45.137
2	1:04.988	+1.172	14:27:50.125
3	1:04.897	+1.081	14:28:55.022
4	1:04.749	+0.933	14:29:59.771
5	1:04.989	+1.173	14:31:04.760
6	1:04.864	+1.048	14:32:09.624
7	1:04.675	+0.859	14:33:14.299
8	1:04.613	+0.797	14:34:18.912
9	1:03.958	+0.142	14:35:22.870
10	1:04.462	+0.646	14:36:27.332
11	1:03.908	+0.092	14:37:31.240
12	1:03.816		14:38:35.056
13	1:03.883	+0.067	14:39:38.939
14	1:04.505	+0.689	14:40:43.444
15	1:04.044	+0.228	14:41:47.488
16	1:04.122	+0.306	14:42:51.610
(33) Robert Johnston			
1	1:09.627	+5.950	14:26:45.693
2	1:03.891	+0.214	14:27:49.584
3	1:04.617	+0.940	14:28:54.201
4	1:04.618	+0.941	14:29:58.819
5	1:04.414	+0.737	14:31:03.233
6	1:03.787	+0.110	14:32:07.020
7	1:04.690	+1.013	14:33:11.710
8	1:04.874	+1.197	14:34:16.584
9	1:03.971	+0.294	14:35:20.555
10	1:04.271	+0.594	14:36:24.826
11	1:04.574	+0.897	14:37:29.400
12	1:04.660	+0.983	14:38:34.060
13	1:04.658	+0.981	14:39:38.718
14	1:05.133	+1.456	14:40:43.851
15	1:04.265	+0.588	14:41:48.116
16	1:03.677		14:42:51.793
(23) David Nichol			

Lap	Lap Tm	Diff	Time of Day
1	1:09.338	+4.743	14:26:45.571
2	1:05.986	+1.391	14:27:51.557
3	1:05.350	+0.755	14:28:56.907
4	1:05.082	+0.487	14:30:01.989
5	1:05.049	+0.454	14:31:07.038
6	1:05.113	+0.518	14:32:12.151
7	1:04.595		14:33:16.746
8	1:04.901	+0.306	14:34:21.647
9	1:06.074	+1.479	14:35:27.721
10	1:05.347	+0.752	14:36:33.068
11	1:04.872	+0.277	14:37:37.940
12	1:05.221	+0.626	14:38:43.161
13	1:05.057	+0.462	14:39:48.218
14	1:05.347	+0.752	14:40:53.565
15	1:05.407	+0.812	14:41:58.972
16	1:06.085	+1.490	14:43:05.057
(89) Brandon McCaughan			
1	1:07.308	+4.993	14:26:43.081
2	1:02.871	+0.556	14:27:45.952
3	1:02.693	+0.378	14:28:48.645
4	1:02.611	+0.296	14:29:51.256
5	1:02.508	+0.193	14:30:53.764
6	1:02.523	+0.208	14:31:56.287
7	1:02.315		14:32:58.602
8	1:02.963	+0.648	14:34:01.565
9	1:02.585	+0.270	14:35:04.150
10	1:02.383	+0.068	14:36:06.533
11	1:02.515	+0.200	14:37:09.048
12	1:02.515	+0.200	14:38:11.563
(39) Rob Parks			
1	1:07.917	+5.642	14:26:43.160
2	1:03.033	+0.758	14:27:46.193
3	1:02.644	+0.369	14:28:48.837
4	1:02.801	+0.526	14:29:51.638
5	1:02.453	+0.178	14:30:54.091
6	1:02.680	+0.405	14:31:56.771
7	1:02.275		14:32:59.046
8	1:02.605	+0.330	14:34:01.651
9	1:02.733	+0.458	14:35:04.384
(18) Alan Davidson			
1	1:07.140	+5.097	14:26:41.435
2	1:02.043		14:27:43.478

Results provisional until the conclusion of judicial and technical matters

Orbits

Chief Timekeeper: D.Bradfield

Clerk of the Course:

Live timing available at timing.rhwright.co.uk

www.mylaps.com

Licensed to: R.H.Wright Timing



500MRCI Spring Race Meeting

Sorted on Laps

Formula Ford 1600

Kirkistown 500 MRCI 1.512 miles

Race 2 (R8)

23/04/2022 14:40

Race (15:00 and 1 Laps) started at 14:25:32

Pos	No.	Name	Make	Laps	Total Tm	Best Tm	Best Speed	In Lap	Avg. Speed
1	28	David McCullough	Van Diemen RF01	16	16:39.257	1:01.544	88.441	5	87.153
2	111	Dave Parks	Ray GR20	16	16:43.232	1:01.811	88.059	2	86.808
3	90	Henry Campbell	Reynard FF89	16	17:19.112	1:03.816	85.292	12	83.810
4	33	Robert Johnston	Ray GR22	16	17:19.295	1:03.677	85.479	16	83.796
5	23	David Nicholl	Reynard FF89	16	17:32.559	1:04.595	84.264	7	82.740
Not classified									
DNF	89	Brandon McCaughan	Mondiale M89S	12	12:39.065	1:02.315	87.347	7	86.048
DNF	39	Rob Parks	Ray GR14	9	9:31.886	1:02.275	87.403	7	85.659
DNF	18	Alan Davidson	Mondiale M89S	2	2:10.980	1:02.043	87.730	2	83.112

Margin of Victory

Avg. Speed

Best Lap Tm

Best Speed

Best Lap by

3.975

87.153

1:01.544

88.441

28 - David McCullough

Results provisional until the conclusion of judicial and technical matters

Orbits

Chief Timekeeper: D.Bradfield

Clerk of the Course:

Live timing available at timing.rhwright.co.uk

www.mylaps.com

Licensed to: R.H.Wright Timing

Printed: 23/04/2022 14:43:23



500MRCI Spring Race Meeting


Formula Ford 1600

Kirkistown 500 MRCI 1.512 miles

Race 2 (R8)

23/04/2022 14:40

Race (15:00 and 1 Laps)



4	90
	7
3	89
	5
2	111
	3
1	28
	1

23
8
33
6
39
4
18
2

POLE POSITION



Results provisional until the conclusion of judicial and technical matters

Orbits

Chief Timekeeper: D.Bradfield

Clerk of the Course:

Live timing available at timing.rhwright.co.uk

www.mylaps.com

Licensed to: R.H.Wright Timing



500MRCI Spring Race Meeting


Roadsports

Kirkistown 500 MRCI 1.512 miles

Qualifying (Q5)

23/04/2022 10:20

Qualifying started at 10:31:00



Lap	Lap Tm	Diff	Time of Day
(93) Steven Larkham			
1	1:01.400	+2.349	10:33:17.832
2	59.594	+0.543	10:34:17.426
3	1:00.364	+1.313	10:35:17.790
4	59.430	+0.379	10:36:17.220
5	59.250	+0.199	10:37:16.470
6	59.699	+0.648	10:38:16.169
7	59.051		10:39:15.220
8	59.416	+0.365	10:40:14.636
9	59.172	+0.121	10:41:13.808
(20) Jim Larkham			
1	59.830	+0.653	10:33:11.145
2	59.362	+0.185	10:34:10.507
3	1:00.701	+1.524	10:35:11.208
4	59.747	+0.570	10:36:10.955
5	1:01.091	+1.914	10:37:12.046
6	59.385	+0.208	10:38:11.431
7	59.177		10:39:10.608
8	1:04.557	+5.380	10:40:15.165
9	59.707	+0.530	10:41:14.872
(9) John Stewart			
1	1:05.602	+5.498	10:33:32.466
2	1:03.154	+3.050	10:34:35.620
3	1:00.848	+0.744	10:35:36.468
4	1:00.158	+0.054	10:36:36.626
5	1:00.104		10:37:36.730
6	1:00.621	+0.517	10:38:37.351
7	1:01.788	+1.684	10:39:39.139
8	1:00.509	+0.405	10:40:39.648
9	1:11.410	+11.306	10:41:51.058
(55) Bernard Foley			
1	1:06.870	+3.889	10:33:21.341
2	1:04.318	+1.337	10:34:25.659
3	1:03.302	+0.321	10:35:28.961
4	1:03.161	+0.180	10:36:32.122
5	1:03.296	+0.315	10:37:35.418
6	1:03.271	+0.290	10:38:38.689
7	1:02.981		10:39:41.670
8	1:03.597	+0.616	10:40:45.267
9	1:03.767	+0.786	10:41:49.034
(19) Michael Ward			
1	1:06.551	+3.223	10:33:42.001
2	1:04.740	+1.412	10:34:46.741
3	1:04.140	+0.812	10:35:50.881
4	1:04.820	+1.492	10:36:55.701
5	1:05.933	+2.605	10:38:01.634
6	1:04.456	+1.128	10:39:06.090
7	1:03.857	+0.529	10:40:09.947
8	1:03.328		10:41:13.275
(641) Brian Elliott			
1	1:05.089	+1.704	10:33:43.825
2	1:04.090	+0.705	10:34:47.915
3	1:04.118	+0.733	10:35:52.033
4	1:04.430	+1.045	10:36:56.463
5	1:04.444	+1.059	10:38:00.907
6	1:03.701	+0.316	10:39:04.608
7	1:04.377	+0.992	10:40:08.985
8	1:03.385		10:41:12.370
(259) Robert Knowles			
1	1:14.918	+3.010	10:34:04.276
2	1:14.306	+2.398	10:35:18.582
3	1:13.590	+1.682	10:36:32.172
4	1:15.165	+3.257	10:37:47.337
5	1:11.908		10:38:59.245
6	1:15.520	+3.612	10:40:14.765
7	1:12.153	+0.245	10:41:26.918

Lap	Lap Tm	Diff	Time of Day
-----	--------	------	-------------

Lap	Lap Tm	Diff	Time of Day
-----	--------	------	-------------

Results provisional until the conclusion of judicial and technical matters

Orbits

Chief Timekeeper: D.Bradfield

Clerk of the Course:

Live timing available at timing.rhwright.co.uk

www.mylaps.com

Licensed to: R.H.Wright Timing



R.H.Wright Timing

500MRCI Spring Race Meeting

Sorted on best lap time

Roadsports

Kirkistown 500 MRCI 1.512 miles

Qualifying (Q5)

23/04/2022 10:20

Qualifying started at 10:31:00

Pos	No.	Name	Make	Best Tm	Diff	In Lap	Best Speed	2nd Best	2nd Lap
1	93	Steven Larkham	1.3 Radical PR06	59.051		7	92.175	59.172	9
2	20	Jim Larkham	1.3 Radical PR06	59.177	0.126	7	91.979	59.362	2
3	9	John Stewart	1.3 Radical PR06	1:00.104	1.053	5	90.560	1:00.158	4
4	55	Bernard Foley	2.0 Crossle 42S	1:02.981	3.930	7	86.423	1:03.161	4
5	19	Michael Ward	1.3 Radical PR06	1:03.328	4.277	8	85.950	1:03.857	7
6	641	Brian Elliott	1.3 Radical Clubsport	1:03.385	4.334	8	85.872	1:03.701	6
7	259	Robert Knowles	1.3 Westfield Honda	1:11.908	12.857	5	75.694	1:12.153	7
8	37	Ivor Greenwood	1.3 Radical Prosport			0	-		0

Results provisional until the conclusion of judicial and technical matters

Orbits

Chief Timekeeper: D.Bradfield

Clerk of the Course:

Live timing available at timing.rhwright.co.uk

www.mylaps.com

Licensed to: R.H.Wright Timing

Printed: 23/04/2022 10:42:30



500MRCI Spring Race Meeting


Roadsports

Kirkistown 500 MRCI 1.512 miles

Race 1 (R5)

23/04/2022 12:30

Race (15:00 and 1 Laps) started at 12:37:52



Lap	Lap Tm	Diff	Time of Day
(20) Jim Larkham			
1	1:05.017	+5.825	12:39:00.345
2	59.265	+0.073	12:39:59.610
3	59.192		12:40:58.802
4	1:00.226	+1.034	12:41:59.028
5	1:00.839	+1.647	12:42:59.867
6	1:00.553	+1.361	12:44:00.420
7	1:01.089	+1.897	12:45:01.509
8	59.405	+0.213	12:46:00.914
9	59.217	+0.025	12:47:00.131
10	59.299	+0.107	12:47:59.430
11	1:00.651	+1.459	12:49:00.081
12	59.400	+0.208	12:49:59.481
13	59.873	+0.681	12:50:59.354
14	1:00.130	+0.938	12:51:59.484
15	59.491	+0.299	12:52:58.975
16	59.358	+0.166	12:53:58.333
(93) Steven Larkham			
1	1:07.142	+7.886	12:39:01.270
2	59.497	+0.241	12:40:00.767
3	59.602	+0.346	12:41:00.369
4	59.534	+0.278	12:41:59.903
5	59.941	+0.685	12:42:59.844
6	1:01.021	+1.765	12:44:00.865
7	1:01.117	+1.861	12:45:01.982
8	59.633	+0.377	12:46:01.615
9	59.272	+0.016	12:47:00.887
10	59.284	+0.028	12:48:00.171
11	1:00.397	+1.141	12:49:00.568
12	1:00.218	+0.962	12:50:00.786
13	59.361	+0.105	12:51:00.147
14	59.720	+0.464	12:51:59.867
15	59.572	+0.316	12:52:59.439
16	59.256		12:53:58.695
(641) Brian Elliott			
1	1:09.070	+7.004	12:39:05.813
2	1:03.641	+1.575	12:40:09.454
3	1:03.428	+1.362	12:41:12.882
4	1:02.950	+0.884	12:42:15.832
5	1:03.377	+1.311	12:43:19.209
6	1:03.410	+1.344	12:44:22.619
7	1:03.594	+1.528	12:45:26.213
8	1:03.642	+1.576	12:46:29.855
9	1:02.351	+0.285	12:47:32.206
10	1:02.066		12:48:34.272
11	1:03.178	+1.112	12:49:37.450
12	1:02.287	+0.221	12:50:39.737
13	1:03.055	+0.989	12:51:42.792
14	1:02.867	+0.801	12:52:45.659
15	1:02.233	+0.167	12:53:47.892
16	1:05.171	+3.105	12:54:53.063
(9) John Stewart			
1	1:07.774	+6.299	12:39:03.821
2	1:03.962	+2.487	12:40:07.583
3	1:02.311	+0.836	12:41:09.894
4	1:02.768	+1.293	12:42:12.662
5	1:02.235	+0.760	12:43:14.897
6	1:02.259	+0.784	12:44:17.156
7	1:04.989	+3.514	12:45:22.145
8	1:03.205	+1.730	12:46:25.350
9	1:01.673	+0.198	12:47:27.023
10	1:04.057	+2.582	12:48:31.080
11	1:02.580	+1.105	12:49:33.660
12	1:01.475		12:50:35.135
13	1:03.150	+1.675	12:51:38.285
14	1:03.435	+1.960	12:52:41.720
15	1:03.282	+1.807	12:53:45.002
16	1:33.575	+32.100	12:55:18.577
(55) Bernard Foley			

Lap	Lap Tm	Diff	Time of Day
1	1:09.346	+6.234	12:39:05.103
2	1:03.565	+0.453	12:40:08.668
3	1:03.112		12:41:11.780
4	1:03.277	+0.165	12:42:15.057
5	1:03.451	+0.339	12:43:18.508
6	1:03.821	+0.709	12:44:22.329
7	1:03.683	+0.571	12:45:26.012
8	1:04.015	+0.903	12:46:30.027
9	1:04.764	+1.652	12:47:34.791
10	1:04.089	+0.977	12:48:38.880
11	1:04.015	+0.903	12:49:42.895
12	1:03.714	+0.602	12:50:46.609
13	1:04.164	+1.052	12:51:50.773
14	1:03.871	+0.759	12:52:54.644
15	1:04.050	+0.938	12:53:58.694
(19) Michael Ward			
1	1:12.704	+7.621	12:39:12.506
2	1:06.337	+1.254	12:40:18.843
3	1:05.128	+0.045	12:41:23.971
4	1:05.819	+0.736	12:42:29.790
5	1:05.859	+0.776	12:43:35.649
6	1:05.483	+0.400	12:44:41.132
7	1:05.736	+0.653	12:45:46.868
8	1:06.645	+1.562	12:46:53.513
9	1:05.083		12:47:58.596
10	1:06.738	+1.655	12:49:05.334
11	1:06.756	+1.673	12:50:12.090
12	1:07.118	+2.035	12:51:19.208
13	1:07.007	+1.924	12:52:26.215
14	1:06.089	+1.006	12:53:32.304
15	1:05.432	+0.349	12:54:37.736
(259) Robert Knowles			
1	1:15.291	+5.227	12:39:13.350
2	1:11.776	+1.712	12:40:25.126
3	1:12.614	+2.550	12:41:37.740
4	1:11.367	+1.303	12:42:49.107
5	1:11.567	+1.503	12:44:00.674
6	1:11.710	+1.646	12:45:12.384
7	1:10.345	+0.281	12:46:22.729
8	1:13.021	+2.957	12:47:35.750
9	1:10.143	+0.079	12:48:45.893
10	1:11.050	+0.986	12:49:56.943
11	1:11.927	+1.863	12:51:08.870
12	1:10.064		12:52:18.934
13	1:11.728	+1.664	12:53:30.662
14	1:12.309	+2.245	12:54:42.971

Results provisional until the conclusion of judicial and technical matters

Orbits

Chief Timekeeper: D.Bradfield

Clerk of the Course:

Live timing available at timing.rhwright.co.uk

www.mylaps.com

Licensed to: R.H.Wright Timing



500MRCI Spring Race Meeting

Sorted on Laps

Roadsports

Kirkistown 500 MRCI 1.512 miles

Race 1 (R5)

23/04/2022 12:30

Race (15:00 and 1 Laps) started at 12:37:52

Pos	No.	Name	Make	Laps	Total Tm	Best Tm	Best Speed	In Lap	Avg. Speed
1	20	Jim Larkham	1.3 Radical PR06	16	16:05.478	59.192	91.955	3	90.202
2	93	Steven Larkham	1.3 Radical PR06	16	16:15.840	59.256	91.856	16	89.244
3	641	Brian Elliott	1.3 Radical Clubsport	16	17:00.208	1:02.066	87.697	10	85.363
4	9	John Stewart	1.3 Radical PR06	16	17:25.722	1:01.475	88.540	12	83.281
5	55	Bernard Foley	2.0 Crossle 42S	15	16:05.839	1:03.112	86.244	3	84.533
6	19	Michael Ward	1.3 Radical PR06	15	16:44.881	1:05.083	83.632	9	81.249
7	259	Robert Knowles	1.3 Westfield Honda	14	16:50.116	1:10.064	77.686	12	75.439

Announcements

Penalty - Car 93 +10s - Out of Position Start (Q12.14)

Margin of Victory	Avg. Speed	Best Lap Tm	Best Speed	Best Lap by
10.362	90.202	59.192	91.955	20 - Jim Larkham

Results provisional until the conclusion of judicial and technical matters

Orbits

Chief Timekeeper: D.Bradfield

Clerk of the Course:

Live timing available at timing.rhwright.co.uk

www.mylaps.com

Licensed to: R.H.Wright Timing

Printed: 23/04/2022 12:56:09



500MRCI Spring Race Meeting


Roadsports

Kirkistown 500 MRCI 1.512 miles

Race 1 (R5)

23/04/2022 12:30

Race (15:00 and 1 Laps)



4	259
	7
3	19
	5
2	9
	3
1	93
	1

37
8
641
6
55
4
20
2

POLE POSITION



Results provisional until the conclusion of judicial and technical matters

Orbits

Chief Timekeeper: D.Bradfield

Clerk of the Course:

Live timing available at timing.rhwright.co.uk

www.mylaps.com

Licensed to: R.H.Wright Timing



500MRCI Spring Race Meeting


Roadsports

Kirkistown 500 MRCI 1.512 miles

Race 2 (R10)

23/04/2022 15:40

Race (15:00 and 1 Laps) started at 15:17:12



Lap	Lap Tm	Diff	Time of Day
(20) Jim Larkham			
1	1:05.920	+5.944	15:18:20.492
2	59.976		15:19:20.468
3	1:00.568	+0.592	15:20:21.036
4	1:00.161	+0.185	15:21:21.197
5	1:00.786	+0.810	15:22:21.983
6	1:00.118	+0.142	15:23:22.101
7	1:00.545	+0.569	15:24:22.646
8	1:01.527	+1.551	15:25:24.173
9	1:01.885	+1.909	15:26:26.058
10	1:01.438	+1.462	15:27:27.496
11	1:02.223	+2.247	15:28:29.719
12	1:01.794	+1.818	15:29:31.513
13	1:02.236	+2.260	15:30:33.749
14	1:01.779	+1.803	15:31:35.528
15	1:02.267	+2.291	15:32:37.795
16	1:02.239	+2.263	15:33:40.034

Lap	Lap Tm	Diff	Time of Day
(9) John Stewart			
1	1:10.044	+7.779	15:18:25.477
2	1:03.786	+1.521	15:19:29.263
3	1:03.163	+0.898	15:20:32.426
4	1:03.310	+1.045	15:21:35.736
5	1:02.402	+0.137	15:22:38.138
6	1:02.265		15:23:40.403
7	1:03.426	+1.161	15:24:43.829
8	1:03.261	+0.996	15:25:47.090
9	1:03.183	+0.918	15:26:50.273
10	1:03.064	+0.799	15:27:53.337
11	1:04.993	+2.728	15:28:58.330
12	1:03.242	+0.977	15:30:01.572
13	1:03.710	+1.445	15:31:05.282
14	1:02.697	+0.432	15:32:07.979
15	1:03.285	+1.020	15:33:11.264
16	1:03.562	+1.297	15:34:14.826

Lap	Lap Tm	Diff	Time of Day
(55) Bernard Foley			
1	1:11.077	+8.082	15:18:26.038
2	1:05.660	+2.665	15:19:31.698
3	1:04.210	+1.215	15:20:35.908
4	1:03.815	+0.820	15:21:39.723
5	1:04.342	+1.347	15:22:44.065
6	1:03.982	+0.987	15:23:48.047
7	1:03.969	+0.974	15:24:52.016
8	1:03.848	+0.853	15:25:55.864
9	1:04.813	+1.818	15:27:00.677
10	1:04.062	+1.067	15:28:04.739
11	1:03.359	+0.364	15:29:08.098
12	1:03.630	+0.635	15:30:11.728
13	1:03.299	+0.304	15:31:15.027
14	1:02.995		15:32:18.022
15	1:03.559	+0.564	15:33:21.581
16	1:04.505	+1.510	15:34:26.086

Lap	Lap Tm	Diff	Time of Day
(19) Michael Ward			
1	1:09.747	+5.949	15:18:26.462
2	1:05.986	+2.188	15:19:32.448
3	1:03.839	+0.041	15:20:36.287
4	1:04.249	+0.451	15:21:40.536
5	1:04.737	+0.939	15:22:45.273
6	1:03.798		15:23:49.071
7	1:04.949	+1.151	15:24:54.020
8	1:04.233	+0.435	15:25:58.253
9	1:05.544	+1.746	15:27:03.797
10	1:05.856	+2.058	15:28:09.653
11	1:05.481	+1.683	15:29:15.134
12	1:05.327	+1.529	15:30:20.461
13	1:06.032	+2.234	15:31:26.493
14	1:07.232	+3.434	15:32:33.725
15	1:07.923	+4.125	15:33:41.648

Lap	Lap Tm	Diff	Time of Day
(93) Steven Larkham			
1	1:18.694	+19.507	15:18:33.520

Lap	Lap Tm	Diff	Time of Day
2	1:08.595	+9.408	15:19:42.115
3	1:09.153	+9.966	15:20:51.268
4	1:06.341	+7.154	15:21:57.609
5	1:05.162	+5.975	15:23:02.771
6	1:18.381	+19.194	15:24:21.152
7	1:11.127	+11.940	15:25:32.279
8	1:05.572	+6.385	15:26:37.851
9	1:10.089	+10.902	15:27:47.940
10	1:09.366	+10.179	15:28:57.306
11	1:07.132	+7.945	15:30:04.438
12	1:01.155	+1.968	15:31:05.593
13	1:01.476	+2.289	15:32:07.069
14	59.187		15:33:06.256
15	59.389	+0.202	15:34:05.645

Lap	Lap Tm	Diff	Time of Day
(259) Robert Knowles			
1	1:16.109	+4.409	15:18:33.612
2	1:13.733	+2.033	15:19:47.345
3	1:12.016	+0.316	15:20:59.361
4	1:12.346	+0.646	15:22:11.707
5	1:12.467	+0.767	15:23:24.174
6	1:11.901	+0.201	15:24:36.075
7	1:14.083	+2.383	15:25:50.158
8	1:12.862	+1.162	15:27:03.020
9	1:13.077	+1.377	15:28:16.097
10	1:12.889	+1.189	15:29:28.986
11	1:13.530	+1.830	15:30:42.516
12	1:12.105	+0.405	15:31:54.621
13	1:11.887	+0.187	15:33:06.508
14	1:11.700		15:34:18.208

Lap	Lap Tm	Diff	Time of Day
(641) Brian Elliott			
1	1:09.575	+6.831	15:18:25.356
2	1:03.596	+0.852	15:19:28.952
3	1:03.724	+0.980	15:20:32.676
4	1:04.107	+1.363	15:21:36.783
5	1:03.210	+0.466	15:22:39.993
6	1:02.744		15:23:42.737

Results provisional until the conclusion of judicial and technical matters

Orbits

Chief Timekeeper: D.Bradfield

Clerk of the Course:

Live timing available at timing.rhwright.co.uk

www.mylaps.com

Licensed to: R.H.Wright Timing



R.H.Wright Timing

500MRCI Spring Race Meeting

Sorted on Laps

Roadsports

Kirkistown 500 MRCI 1.512 miles

Race 2 (R10)

23/04/2022 15:40

Race (15:00 and 1 Laps) started at 15:17:12

Pos	No.	Name	Make	Laps	Total Tm	Best Tm	Best Speed	In Lap	Avg. Speed
1	20	Jim Larkham	1.3 Radical PR06	16	16:27.990	59.976	90.753	2	88.147
2	9	John Stewart	1.3 Radical PR06	16	17:02.782	1:02.265	87.417	6	85.148
3	55	Bernard Foley	2.0 Crossle 42S	16	17:14.042	1:02.995	86.404	14	84.221
4	19	Michael Ward	1.3 Radical PR06	15	16:29.604	1:03.798	85.316	6	82.503
5	93	Steven Larkham	1.3 Radical PR06	15	16:53.601	59.187	91.963	14	80.550
6	259	Robert Knowles	1.3 Westfield Honda	14	17:06.164	1:11.700	75.914	14	74.259
Not classified									
DNF	641	Brian Elliott	1.3 Radical Clubsport	6	6:30.693	1:02.744	86.750	6	83.590

Margin of Victory

Avg. Speed

Best Lap Tm

Best Speed

Best Lap by

34.792

88.147

59.187

91.963

93 - Steven Larkham

Results provisional until the conclusion of judicial and technical matters

Orbits

Chief Timekeeper: D.Bradfield

Clerk of the Course:

Live timing available at timing.rhwright.co.uk

www.mylaps.com

Licensed to: R.H.Wright Timing

Printed: 23/04/2022 15:34:39



500MRCI Spring Race Meeting


Roadsports

Kirkistown 500 MRCI 1.512 miles

Race 2 (R10)


23/04/2022 15:40

Race (15:00 and 1 Laps)



4	259	37
	7	8
3	641	19
	5	6
2	9	55
	3	4
1	93	20
	1	2

POLE POSITION



Results provisional until the conclusion of judicial and technical matters

Orbits

Chief Timekeeper: D.Bradfield

Clerk of the Course:

Live timing available at timing.rhwright.co.uk

www.mylaps.com

Licensed to: R.H.Wright Timing



500MRCI Spring Race Meeting

Saloons/GT/Mazda

Kirkistown 500 MRCI 1.512 miles

Qualifying (Q1)

23/04/2022 09:00

Qualifying started at 9:24:38

Lap	Lap Tm	Diff	Time of Day
(63) Peter Baxter			
1	1:08.961	+8.052	9:27:08.704
2	1:04.012	+3.103	9:28:18.716
3	1:02.164	+1.255	9:29:14.880
4	1:01.705	+0.796	9:30:16.585
5	1:04.041	+3.132	9:31:20.626
6	1:04.007	+3.098	9:32:24.633
7	1:04.750	+3.841	9:33:29.383
8	1:00.909		9:34:30.292
(59) Ralph Jess			
1	1:09.537	+3.645	9:27:11.439
2	1:07.122	+1.230	9:28:18.561
3	1:07.114	+1.222	9:29:25.675
4	1:05.892		9:30:31.567
5	1:06.349	+0.457	9:31:37.916
6	1:07.855	+1.963	9:32:45.771
7	1:08.620	+2.728	9:33:54.391
8	1:07.286	+1.394	9:35:01.677
(33) Donal O'Neill			
1	1:13.720	+5.790	9:27:47.836
2	1:12.008	+4.078	9:28:59.844
3	1:08.596	+0.666	9:30:08.440
4	1:07.930		9:31:16.370
(212) Gareth Blaine			
1	1:12.090	+3.294	9:27:18.201
2	1:10.844	+2.048	9:28:29.045
3	1:09.637	+0.841	9:29:38.682
4	1:09.861	+1.065	9:30:48.543
5	1:08.796		9:31:57.339
6	1:10.064	+1.268	9:33:07.403
7	1:10.395	+1.599	9:34:17.798
(22) David Cousins			
1	1:13.072	+3.116	9:27:34.046
2	1:09.956		9:28:44.002
3	1:16.167	+6.211	9:30:00.169
4	1:10.041	+0.085	9:31:10.210
5	1:15.358	+5.402	9:32:25.568
6	1:14.217	+4.261	9:33:39.785
7	1:10.299	+0.343	9:34:50.084
(2) Greer Wray			
1	1:16.942	+6.825	9:28:04.472
2	1:13.061	+2.944	9:29:17.533
3	1:10.278	+0.161	9:30:27.811
4	1:10.117		9:31:37.928
5	1:10.949	+0.832	9:32:48.877
6	1:20.511	+10.394	9:34:09.388
(173) Gavin Kilkey			
1	1:16.238	+5.365	9:27:38.607
2	1:11.738	+0.865	9:28:50.345
3	1:10.873		9:30:01.218
4	1:11.618	+0.745	9:31:12.836
5	1:11.429	+0.556	9:32:24.265
6	1:22.543	+11.670	9:33:46.808
7	1:12.157	+1.284	9:34:58.965
(14) Francis Allen			
1	1:13.961	+3.073	9:27:36.938
2	1:11.760	+0.872	9:28:48.698
3	1:11.953	+1.065	9:30:00.651
4	1:10.888		9:31:11.539
5	1:11.411	+0.523	9:32:22.950
6	1:13.544	+2.656	9:33:36.494
7	1:12.013	+1.125	9:34:48.507
(31) Keith Wray			
1	1:15.239	+2.467	9:27:40.737
2	1:22.027	+9.255	9:29:02.764

Lap	Lap Tm	Diff	Time of Day
3	1:12.772		9:30:15.536
4	1:14.067	+1.295	9:31:29.603
5	1:14.600	+1.828	9:32:44.203
6	1:15.433	+2.661	9:33:59.636
7	1:12.998	+0.226	9:35:12.634
(42) Jim Kennedy			
1	1:14.833	+0.495	9:27:35.533
2	1:24.850	+10.512	9:29:00.383
3	1:14.338		9:30:14.721
4	1:14.833	+0.495	9:31:29.554
5	1:16.996	+2.658	9:32:46.550
6	1:15.549	+1.211	9:34:02.099
7	1:14.426	+0.088	9:35:16.525

Lap	Lap Tm	Diff	Time of Day
-----	--------	------	-------------

Results provisional until the conclusion of judicial and technical matters

Orbits

Chief Timekeeper: D.Bradfield

Clerk of the Course:

Live timing available at timing.rhwright.co.uk

www.mylaps.com

Licensed to: R.H.Wright Timing



R.H.Wright Timing

500MRCI Spring Race Meeting

Sorted on best lap time

Saloons/GT/Mazda

Kirkistown 500 MRCI 1.512 miles

Qualifying (Q1)

23/04/2022 09:00

Qualifying started at 9:24:38

Pos	No.	Name	Make	Best Tm	Diff	In Lap	Best Speed	2nd Best	2nd Lap
1	63	Peter Baxter	2.0t SEAT Leon	1:00.909		8	89.363	1:01.705	4
2	59	Ralph Jess	3.2 BMW M3	1:05.892	4.983	4	82.605	1:06.349	5
3	33	Donal O'Neill	1.8t SEAT Leon	1:07.930	7.021	4	80.127	1:08.596	3
4	212	Gareth Blaine	3.0 BMW 330i	1:08.796	7.887	5	79.118	1:09.637	3
5	22	David Cousins	1.8 Mazda MX5	1:09.956	9.047	2	77.806	1:10.041	4
6	2	Greer Wray	3.0 BMW 330i	1:10.117	9.208	4	77.628	1:10.278	3
7	173	Gavin Kilkey	1.8 Mazda MX5	1:10.873	9.964	3	76.800	1:11.429	5
8	14	Francis Allen	1.8 Mazda MX5	1:10.888	9.979	4	76.783	1:11.411	5
9	31	Keith Wray	3.0 BMW 330i	1:12.772	11.863	3	74.796	1:12.998	7
10	42	Jim Kennedy	1.8 Mazda MX5	1:14.338	13.429	3	73.220	1:14.426	7
11	6	Michael Clune	2.5t Nissan Skyline			0	-		0
12	25	Paul McAlinden	2.0 SHP Supercar			0	-		0
13	42	Damian Moran	1.8 Mazda MX5			0	-		0
14	99	Darragh McMullen	2.0t Ford Fiesta			0	-		0

Results provisional until the conclusion of judicial and technical matters

Orbits

Chief Timekeeper: D.Bradfield

Clerk of the Course:

Live timing available at timing.rhwright.co.uk

www.mylaps.com

Licensed to: R.H.Wright Timing

Printed: 23/04/2022 09:35:53



500MRCI Spring Race Meeting

Saloons/GT/Mazda

Kirkistown 500 MRCI 1.512 miles

Race 1 (R1)

23/04/2022 10:40

Race (15:00 and 1 Laps) started at 11:04:39

Lap	Lap Tm	Diff	Time of Day	Lap	Lap Tm	Diff	Time of Day	Lap	Lap Tm	Diff	Time of Day	
(63) Peter Baxter												
1	1:10.621	+8.217	11:05:52.327	2	1:10.302	+2.020	11:07:08.692	8	1:11.650	+0.505	11:14:32.895	
2	1:04.600	+2.196	11:06:56.927	3	1:09.382	+1.100	11:08:18.074	9	1:11.553	+0.408	11:15:44.448	
3	1:02.793	+0.389	11:07:59.720	4	1:08.311	+0.029	11:09:26.385	10	1:11.327	+0.182	11:16:55.775	
4	1:03.276	+0.872	11:09:02.996	5	1:08.533	+0.251	11:10:34.918	11	1:11.397	+0.252	11:18:07.172	
5	1:02.543	+0.139	11:10:05.539	6	1:09.364	+1.082	11:11:44.282	12	1:12.768	+1.623	11:19:19.940	
6	1:03.954	+1.550	11:11:09.493	7	1:08.562	+0.280	11:12:52.844	13	1:11.570	+0.425	11:20:31.510	
7	1:04.918	+2.514	11:12:14.411	8	1:08.945	+0.663	11:14:01.789	14	1:12.499	+1.354	11:21:44.009	
8	1:03.993	+1.589	11:13:18.404	9	1:08.450	+0.168	11:15:10.239	(42) Jim Kennedy				
9	1:03.396	+0.992	11:14:21.800	10	1:08.282		11:16:18.521	1	1:21.741	+8.247	11:06:05.919	
10	1:03.238	+0.834	11:15:25.038	11	1:08.805	+0.523	11:17:27.326	2	1:15.173	+1.679	11:07:21.092	
11	1:02.768	+0.364	11:16:27.806	12	1:09.026	+0.744	11:18:36.352	3	1:14.282	+0.788	11:08:35.374	
12	1:03.216	+0.812	11:17:31.022	13	1:08.545	+0.263	11:19:44.897	4	1:13.494		11:09:48.868	
13	1:02.672	+0.268	11:18:33.694	14	1:08.722	+0.440	11:20:53.619	5	1:14.145	+0.651	11:11:03.013	
14	1:02.404		11:19:36.098	15	1:08.526	+0.244	11:22:02.145	6	1:15.026	+1.532	11:12:18.039	
15	1:03.113	+0.709	11:20:39.211	(173) Gavin Kilkey				7	1:14.178	+0.684	11:13:32.217	
16	1:03.735	+1.331	11:21:42.946	1	1:17.811	+7.403	11:06:01.519	8	1:14.014	+0.520	11:14:46.231	
(59) Ralph Jess												
1	1:15.438	+10.104	11:05:57.539	2	1:11.580	+1.172	11:07:13.099	9	1:14.805	+1.311	11:16:01.036	
2	1:06.808	+1.474	11:07:04.347	3	1:11.224	+0.816	11:08:24.323	10	1:20.755	+7.261	11:17:21.791	
3	1:07.252	+1.918	11:08:11.599	4	1:11.407	+0.999	11:09:35.730	11	1:16.475	+2.981	11:18:38.266	
4	1:06.805	+1.471	11:09:18.404	5	1:10.792	+0.384	11:10:46.522	12	1:14.983	+1.489	11:19:53.249	
5	1:06.020	+0.686	11:10:24.424	6	1:10.873	+0.465	11:11:57.395	13	1:15.071	+1.577	11:21:08.320	
6	1:05.654	+0.320	11:11:30.078	7	1:10.536	+0.128	11:13:07.931	14	1:19.236	+5.742	11:22:27.556	
7	1:06.616	+1.282	11:12:36.694	8	1:10.443	+0.035	11:14:18.374	(22) David Cousins				
8	1:07.142	+1.808	11:13:43.836	9	1:10.551	+0.143	11:15:28.925	1	1:20.671	+10.721	11:06:04.291	
9	1:07.082	+1.748	11:14:50.918	10	1:10.776	+0.368	11:16:39.701	2	1:10.767	+0.817	11:07:15.058	
10	1:06.666	+1.332	11:15:57.584	11	1:10.408		11:17:50.109	3	1:09.950		11:08:25.008	
11	1:05.425	+0.091	11:17:03.009	12	1:10.555	+0.147	11:19:00.664	4	1:10.957	+1.007	11:09:35.965	
12	1:05.542	+0.208	11:18:08.551	13	1:11.343	+0.935	11:20:12.007	5	1:10.757	+0.807	11:10:46.722	
13	1:06.311	+0.977	11:19:14.862	14	1:11.091	+0.683	11:21:23.098	6	1:11.547	+1.597	11:11:58.269	
14	1:05.334		11:20:20.196	15	1:13.442	+3.034	11:22:36.540	7	1:11.088	+1.138	11:13:09.357	
15	1:06.070	+0.736	11:21:26.266	(22) David Cousins				8	1:09.966	+0.016	11:14:19.323	
16	1:05.938	+0.604	11:22:32.204	1	1:20.671	+10.721	11:06:04.291	9	1:11.479	+1.529	11:15:30.802	
(33) Donal O'Neill												
1	1:16.065	+10.169	11:05:58.595	2	1:10.767	+0.817	11:07:15.058	10	1:10.321	+0.371	11:16:41.123	
2	1:08.305	+2.409	11:07:06.900	3	1:09.950		11:08:25.008	11	1:11.133	+1.183	11:17:52.256	
3	1:06.938	+1.042	11:08:13.838	4	1:10.957	+1.007	11:09:35.965	12	1:10.938	+0.988	11:19:03.194	
4	1:06.630	+0.734	11:09:20.468	5	1:10.757	+0.807	11:10:46.722	13	1:11.155	+1.205	11:20:14.349	
5	1:06.465	+0.569	11:10:26.933	6	1:11.547	+1.597	11:11:58.269	14	1:13.945	+3.995	11:21:28.294	
6	1:06.217	+0.321	11:11:33.150	7	1:11.088	+1.138	11:13:09.357	15	1:12.162	+2.212	11:22:40.456	
7	1:06.829	+0.933	11:12:39.979	8	1:11.088	+1.138	11:13:09.357	(14) Francis Allen				
8	1:06.303	+0.407	11:13:46.282	9	1:10.757	+0.807	11:10:46.722	1	1:20.545	+9.775	11:06:04.707	
9	1:06.256	+0.360	11:14:52.538	10	1:11.547	+1.597	11:11:58.269	2	1:11.998	+1.228	11:07:16.705	
10	1:05.896		11:15:58.434	11	1:10.888	+1.138	11:13:09.357	3	1:11.439	+0.669	11:08:28.144	
11	1:06.052	+0.156	11:17:04.486	12	1:11.133	+1.183	11:17:52.256	4	1:11.474	+0.704	11:09:39.618	
12	1:06.180	+0.284	11:18:10.666	13	1:10.938	+0.988	11:19:03.194	5	1:11.364	+0.594	11:10:50.982	
13	1:06.432	+0.536	11:19:17.098	14	1:11.155	+1.205	11:20:14.349	6	1:11.359	+0.589	11:12:02.341	
14	1:06.168	+0.272	11:20:23.266	15	1:13.945	+3.995	11:21:28.294	7	1:10.881	+0.111	11:13:13.222	
15	1:06.376	+0.480	11:21:29.642	(14) Francis Allen				8	1:11.190	+0.420	11:14:24.412	
16	1:07.551	+1.655	11:22:37.193	1	1:20.545	+9.775	11:06:04.707	9	1:11.091	+0.321	11:15:35.503	
(212) Gareth Blaine												
1	1:16.344	+8.656	11:05:59.180	2	1:10.767	+0.817	11:07:15.058	10	1:10.849	+0.079	11:16:46.352	
2	1:09.424	+1.736	11:07:08.604	3	1:09.950		11:08:25.008	11	1:11.157	+0.387	11:17:57.509	
3	1:08.100	+0.412	11:08:16.704	4	1:10.757	+0.807	11:10:46.722	12	1:10.770		11:19:08.279	
4	1:07.757	+0.069	11:09:24.461	5	1:11.547	+1.597	11:11:58.269	13	1:10.780	+0.010	11:20:19.059	
5	1:07.688		11:10:32.149	6	1:11.359	+0.589	11:12:02.341	14	1:12.000	+1.230	11:21:31.059	
6	1:08.122	+0.434	11:11:40.271	7	1:10.881	+0.111	11:13:13.222	15	1:11.013	+0.243	11:22:42.072	
7	1:07.763	+0.075	11:12:48.034	8	1:11.190	+0.420	11:14:24.412	(31) Keith Wray				
8	1:07.832	+0.144	11:13:55.866	9	1:11.091	+0.321	11:15:35.503	1	1:21.234	+10.089	11:06:04.229	
9	1:08.021	+0.333	11:15:03.887	10	1:10.849	+0.079	11:16:46.352	2	1:15.150	+4.005	11:07:19.379	
10	1:08.492	+0.804	11:16:12.379	11	1:11.157	+0.387	11:17:57.509	3	1:13.289	+2.144	11:08:32.668	
11	1:08.520	+0.832	11:17:20.899	12	1:10.770		11:19:08.279	4	1:12.487	+1.342	11:09:45.155	
12	1:08.449	+0.761	11:18:29.348	13	1:10.780	+0.010	11:20:19.059	5	1:12.489	+1.344	11:10:57.644	
13	1:08.935	+1.247	11:19:38.283	14	1:12.000	+1.230	11:21:31.059	6	1:12.456	+1.311	11:12:10.100	
14	1:07.944	+0.256	11:20:46.227	15	1:11.013	+0.243	11:22:42.072	7	1:11.145		11:13:21.245	
15	1:08.179	+0.491	11:21:54.406	(31) Keith Wray								
(2) Greer Wray												
1	1:15.988	+7.706	11:05:58.390	1	1:21.234	+10.089	11:06:04.229					

Results provisional until the conclusion of judicial and technical matters

Orbits

Chief Timekeeper: D.Bradfield

Clerk of the Course:

Live timing available at timing.rhwright.co.uk

www.mylaps.com

Licensed to: R.H.Wright Timing



500MRCI Spring Race Meeting

Sorted on Laps

Saloons/GT/Mazda

Kirkistown 500 MRCI 1.512 miles

Race 1 (R1)

23/04/2022 10:40

Race (15:00 and 1 Laps) started at 11:04:39

Pos	No.	Name	Make	Laps	Total Tm	Best Tm	Best Speed	In Lap	Avg. Speed
1	63	Peter Baxter	2.0t SEAT Leon	16	17:03.795	1:02.404	87.222	14	85.064
2	59	Ralph Jess	3.2 BMW M3	16	17:53.053	1:05.334	83.311	14	81.159
3	33	Donal O'Neill	1.8t SEAT Leon	16	17:58.042	1:05.896	82.600	10	80.784
4	212	Gareth Blaine	3.0 BMW 330i	15	17:15.255	1:07.688	80.413	5	78.865
5	2	Greer Wray	3.0 BMW 330i	15	17:22.994	1:08.282	79.714	10	78.280
6	173	Gavin Kilkey	1.8 Mazda MX5	15	17:57.389	1:10.408	77.307	11	75.781
7	22	David Cousins	1.8 Mazda MX5	15	18:01.305	1:09.950	77.813	3	75.506
8	14	Francis Allen	1.8 Mazda MX5	15	18:02.921	1:10.770	76.911	12	75.394
9	31	Keith Wray	3.0 BMW 330i	14	17:04.858	1:11.145	76.506	7	74.354
10	42	Jim Kennedy	1.8 Mazda MX5	14	17:48.405	1:13.494	74.061	4	71.323

Margin of Victory

Avg. Speed

Best Lap Tm

Best Speed

Best Lap by

49.258

85.064

1:02.404

87.222

63 - Peter Baxter

Results provisional until the conclusion of judicial and technical matters

Orbits

Chief Timekeeper: D.Bradfield

Clerk of the Course:

Live timing available at timing.rhwright.co.uk

www.mylaps.com

Licensed to: R.H.Wright Timing

Printed: 23/04/2022 11:22:59



500MRCI Spring Race Meeting


Saloons/GT/Mazda

Kirkistown 500 MRCI 1.512 miles

Race 1 (R1)

23/04/2022 10:40

Race (15:00 and 1 Laps)



8	42
	15
7	6
	13
6	14
	11
5	22
	9
4	7
	2
3	5
	33
2	3
	63
1	1

POLE POSITION

99
16
25
14
42
12
173
10
8
31
6
212
4
59
2



Results provisional until the conclusion of judicial and technical matters

Orbits

Chief Timekeeper: D.Bradfield

Clerk of the Course:

Live timing available at timing.rhwright.co.uk

www.mylaps.com

Licensed to: R.H.Wright Timing



R.H.Wright Timing

500MRCI Spring Race Meeting

Saloons/GT/Mazda

Kirkistown 500 MRCI 1.512 miles

Race 2 (R7)

23/04/2022 14:10

Race (15:00 and 1 Laps) started at 14:01:00

Lap	Lap Tm	Diff	Time of Day
(63) Peter Baxter			
1	1:10.124	+7.723	14:02:12.994
2	1:05.355	+2.954	14:03:18.349
3	1:03.372	+0.971	14:04:21.721
4	1:02.975	+0.574	14:05:24.696
5	1:03.080	+0.679	14:06:27.776
6	1:02.750	+0.349	14:07:30.526
7	1:03.926	+1.525	14:08:34.452
8	1:03.314	+0.913	14:09:37.766
9	1:04.551	+2.150	14:10:42.317
10	1:03.425	+1.024	14:11:45.742
11	1:03.368	+0.967	14:12:49.110
12	1:02.947	+0.546	14:13:52.057
13	1:02.903	+0.502	14:14:54.960
14	1:04.051	+1.650	14:15:59.011
15	1:02.401		14:17:01.412
16	1:04.049	+1.648	14:18:05.461

Lap	Lap Tm	Diff	Time of Day
(59) Ralph Jess			
1	1:13.576	+7.358	14:02:16.558
2	1:06.218		14:03:22.776
3	1:06.715	+0.497	14:04:29.491
4	1:07.101	+0.883	14:05:36.592
5	1:06.714	+0.496	14:06:43.306
6	1:07.104	+0.886	14:07:50.410
7	1:07.488	+1.270	14:08:57.898
8	1:07.170	+0.952	14:10:05.068
9	1:07.330	+1.112	14:11:12.398
10	1:06.772	+0.554	14:12:19.170
11	1:06.997	+0.779	14:13:26.167
12	1:06.828	+0.610	14:14:32.995
13	1:06.790	+0.572	14:15:39.785
14	1:06.816	+0.598	14:16:46.601
15	1:07.519	+1.301	14:17:54.120
16	1:07.326	+1.108	14:19:01.446

Lap	Lap Tm	Diff	Time of Day
(2) Greer Wray			
1	1:15.260	+6.855	14:02:19.319
2	1:11.070	+2.665	14:03:30.389
3	1:09.685	+1.280	14:04:40.074
4	1:09.049	+0.644	14:05:49.123
5	1:08.906	+0.501	14:06:58.029
6	1:08.903	+0.498	14:08:06.932
7	1:09.132	+0.727	14:09:16.064
8	1:08.651	+0.246	14:10:24.715
9	1:09.313	+0.908	14:11:34.028
10	1:09.268	+0.863	14:12:43.296
11	1:08.899	+0.494	14:13:52.195
12	1:08.405		14:15:00.600
13	1:10.747	+2.342	14:16:11.347
14	1:10.779	+2.374	14:17:22.126
15	1:09.553	+1.148	14:18:31.679

Lap	Lap Tm	Diff	Time of Day
(33) Donal O'Neil			
1	1:16.261	+9.803	14:02:19.714
2	1:08.026	+1.568	14:03:27.740
3	1:07.536	+1.078	14:04:35.276
4	1:07.498	+1.040	14:05:42.774
5	1:07.371	+0.913	14:06:50.145
6	1:07.191	+0.733	14:07:57.336
7	1:06.766	+0.308	14:09:04.102
8	1:06.732	+0.274	14:10:10.834
9	1:06.655	+0.197	14:11:17.489
10	1:06.474	+0.016	14:12:23.963
11	1:06.458		14:13:30.421
p12	1:46.076	+39.618	14:15:16.497
13	1:12.233	+5.775	14:16:28.730
14	1:07.528	+1.070	14:17:36.258
15	1:08.438	+1.980	14:18:44.696

Lap	Lap Tm	Diff	Time of Day
(14) Francis Allen			
1	1:16.003	+5.162	14:02:21.026
2	1:10.915	+0.074	14:03:31.941


Lap	Lap Tm	Diff	Time of Day
3	1:10.954	+0.113	14:04:42.895
4	1:11.306	+0.465	14:05:54.201
5	1:11.089	+0.248	14:07:05.290
6	1:11.282	+0.441	14:08:16.572
7	1:11.127	+0.286	14:09:27.699
8	1:11.142	+0.301	14:10:38.841
9	1:12.851	+2.010	14:11:51.692
10	1:10.969	+0.128	14:13:02.661
11	1:11.166	+0.325	14:14:13.827
12	1:10.929	+0.088	14:15:24.756
13	1:10.841		14:16:35.597
14	1:10.895	+0.054	14:17:46.492
15	1:11.035	+0.194	14:18:57.527

Lap	Lap Tm	Diff	Time of Day
(22) David Cousins			
1	1:18.668	+8.334	14:02:24.689
2	1:11.769	+1.435	14:03:36.458
3	1:10.886	+0.552	14:04:47.344
4	1:10.422	+0.088	14:05:57.766
5	1:10.746	+0.412	14:07:08.512
6	1:11.111	+0.777	14:08:19.623
7	1:11.483	+1.149	14:09:31.106
8	1:11.607	+1.273	14:10:42.713
9	1:10.827	+0.493	14:11:53.540
10	1:11.657	+1.323	14:13:05.197
11	1:10.557	+0.223	14:14:15.754
12	1:10.334		14:15:26.088
13	1:11.251	+0.917	14:16:37.339
14	1:11.768	+1.434	14:17:49.107
15	1:11.164	+0.830	14:19:00.271

Lap	Lap Tm	Diff	Time of Day
(31) Keith Wray			
1	1:18.653	+8.243	14:02:22.784
2	1:13.404	+2.994	14:03:36.188
3	1:13.002	+2.592	14:04:49.190
4	1:11.634	+1.224	14:06:00.824
5	1:11.309	+0.899	14:07:12.133
6	1:10.631	+0.221	14:08:22.764
7	1:10.869	+0.459	14:09:33.633
8	1:11.327	+0.917	14:10:44.960
9	1:10.766	+0.356	14:11:55.726
10	1:11.979	+1.569	14:13:07.705
11	1:10.410		14:14:18.115
12	1:12.338	+1.928	14:15:30.453
13	1:12.244	+1.834	14:16:42.697
14	1:11.642	+1.232	14:17:54.339
15	1:11.779	+1.369	14:19:06.118

Lap	Lap Tm	Diff	Time of Day
(173) Gavin Kilkey			
1	1:16.261	+5.173	14:02:21.739
2	1:11.792	+0.704	14:03:33.531
3	1:11.501	+0.413	14:04:45.032
4	1:11.141	+0.053	14:05:56.173
5	1:11.537	+0.449	14:07:07.710
6	1:11.915	+0.827	14:08:19.625
7	1:12.025	+0.937	14:09:31.650
8	1:12.497	+1.409	14:10:44.147
9	1:11.255	+0.167	14:11:55.402
10	1:11.378	+0.290	14:13:06.780
11	1:11.088		14:14:17.868
12	1:16.665	+5.577	14:15:34.533
13	1:14.001	+2.913	14:16:48.534
14	1:15.121	+4.033	14:18:03.655
15	1:13.220	+2.132	14:19:16.875

Lap	Lap Tm	Diff	Time of Day
(212) Gareth Blaine			
1	1:13.780	+5.870	14:02:17.354
2	1:08.166	+0.256	14:03:25.520
3	1:08.465	+0.555	14:04:33.985
4	1:08.229	+0.319	14:05:42.214
5	1:09.203	+1.293	14:06:51.417
6	1:08.428	+0.518	14:07:59.845
7	1:08.803	+0.893	14:09:08.648
8	1:07.910		14:10:16.558



Results provisional until the conclusion of judicial and technical matters

Orbits

Chief Timekeeper: D.Bradfield

Clerk of the Course:

Live timing available at timing.rhwright.co.uk

www.mylaps.com

Licensed to: R.H.Wright Timing





500MRCI Spring Race Meeting

Sorted on Laps

Saloons/GT/Mazda

Kirkistown 500 MRCI 1.512 miles

Race 2 (R7)

23/04/2022 14:10

Race (15:00 and 1 Laps) started at 14:01:00

Pos	No.	Name	Make	Laps	Total Tm	Best Tm	Best Speed	In Lap	Avg. Speed
Libre Saloons									
1	63	Peter Baxter	2.0t SEAT Leon	16	17:05.033	1:02.401	87.226	15	84.961
2	59	Ralph Jess	3.2 BMW M3	16	18:01.018	1:06.218	82.198	2	80.561
3	2	Greer Wray	3.0 BMW 330i	15	17:31.251	1:08.405	79.570	12	77.665
4	33	Donal O'Neill	1.8t SEAT Leon	15	17:44.268	1:06.458	81.902	11	76.715
5	31	Keith Wray	3.0 BMW 330i	15	18:05.690	1:10.410	77.305	11	75.201
Not classified									
DNF	212	Gareth Blaine	3.0 BMW 330i	12	13:49.711	1:07.910	80.150	8	78.722
Mazda MX5									
1	14	Francis Allen	1.8 Mazda MX5	15	17:57.099	1:10.841	76.834	13	75.801
2	22	David Cousins	1.8 Mazda MX5	15	17:59.843	1:10.334	77.388	12	75.608
3	173	Gavin Kilkey	1.8 Mazda MX5	15	18:16.447	1:11.088	76.567	11	74.464
Not classified									
DNF	42	Jim Kennedy	1.8 Mazda MX5	7	9:04.090	1:14.114	73.441	3	70.027

Margin of Victory	Avg. Speed	Best Lap Tm	Best Speed	Best Lap by
55.985	84.961	1:02.401	87.226	63 - Peter Baxter

Results provisional until the conclusion of judicial and technical matters

Orbits

Chief Timekeeper: D.Bradfield

Clerk of the Course:

Live timing available at timing.rhwright.co.uk

www.mylaps.com

Licensed to: R.H.Wright Timing

Printed: 23/04/2022 14:19:40



500MRCI Spring Race Meeting

Saloons/GT/Mazda

Kirkistown 500 MRCI 1.512 miles

RAce 2 (R7)


23/04/2022 14:10

Race (15:00 and 1 Laps)

8	6
	15
7	42
	13
6	173
	11
5	22
	9
4	7
	2
3	5
	33
2	3
	63
1	1

99
16
25
14
42
12
14
10
8
31
6
212
4
59
2

POLE POSITION



Results provisional until the conclusion of judicial and technical matters

Orbits

Chief Timekeeper: D.Bradfield

Clerk of the Course:

Live timing available at timing.rhwright.co.uk

www.mylaps.com

Licensed to: R.H.Wright Timing