



500MRCI Spring Kart Meeting


Superkarts

Kirkistown 500 MRCI 1.512 miles

Qualifying (Q3)

23/04/2022 09:40

Qualifying started at 9:54:13



Lap	Lap Tm	Diff	Time of Day
(40) Aaron Newell			
1	59.375	+3.543	9:56:16.311
2	57.439	+1.607	9:57:13.750
3	55.952	+0.120	9:58:09.702
4	55.832		9:59:05.534
5	1:36.295	+40.463	10:00:41.829
6	1:03.010	+7.178	10:01:44.839
7	56.100	+0.268	10:02:40.939
(27) Alan Witherow			
1	1:02.569	+5.905	9:56:19.180
2	58.558	+1.894	9:57:17.738
3	56.664		9:58:14.402
4	56.747	+0.083	9:59:11.149
(43) Brian Jones			
1	1:02.234	+5.397	9:56:19.382
2	58.815	+1.978	9:57:18.197
3	56.837		9:58:15.034
4	57.054	+0.217	9:59:12.088
5	57.698	+0.861	10:00:09.786
6	1:06.341	+9.504	10:01:16.127
7	59.405	+2.568	10:02:15.532
8	57.498	+0.661	10:03:13.030
(83) Colin Menary			
1	58.314	+0.993	9:56:04.361
2	57.321		9:57:01.682
(99) Stuart Coey			
1	1:09.447	+11.711	9:56:40.762
2	59.665	+1.929	9:57:40.427
3	58.007	+0.271	9:58:38.434
4	57.736		9:59:36.170
5	1:00.601	+2.865	10:00:36.771
6	57.747	+0.011	10:01:34.518
7	58.301	+0.565	10:02:32.819
(53) Alan Crossen			
1	3:15.640	+2:14.430	9:58:53.894
2	1:15.426	+14.216	10:00:09.320
3	1:02.495	+1.285	10:01:11.815
4	1:05.281	+4.071	10:02:17.096
5	1:02.226	+1.016	10:03:19.322
6	1:01.210		10:04:20.532
(55) Ross Witherow			
1	1:17.472	+14.573	9:56:47.676
2	2:21.687	+1:18.788	9:59:09.363
3	1:12.704	+9.805	10:00:22.067
4	1:03.820	+0.921	10:01:25.887
5	1:17.246	+14.347	10:02:43.133
6	1:02.899		10:03:46.032
7	1:03.497	+0.598	10:04:49.529
(17) Scott Greenaway			
1	3:45.862	+2:41.610	9:59:16.717
2	1:08.670	+4.418	10:00:25.387
3	1:04.252		10:01:29.639
4	1:04.509	+0.257	10:02:34.148
(25) Noel Lindsay			
1	1:07.518	+2.727	9:56:38.519
2	1:05.626	+0.835	9:57:44.145
3	1:05.714	+0.923	9:58:49.859
4	1:04.791		9:59:54.650
5	1:04.934	+0.143	10:00:59.584
(51) Geoffrey Simms			
1	1:07.998	+1.552	9:56:35.326
2	1:06.446		9:57:41.772
3	1:06.732	+0.286	9:58:48.504
4	1:06.904	+0.458	9:59:55.408

Lap	Lap Tm	Diff	Time of Day
5	1:07.017	+0.571	10:01:02.425
6	1:08.214	+1.768	10:02:10.639
(60) Jonathan Adams			
1	1:16.842	+8.496	9:58:56.169
2	1:16.015	+7.669	10:00:12.184
3	1:12.084	+3.738	10:01:24.268
4	1:09.242	+0.896	10:02:33.510
5	1:09.207	+0.861	10:03:42.717
6	1:08.346		10:04:51.063

Results provisional until the conclusion of judicial and technical matters

Orbits

Chief Timekeeper: D.Bradfield

Clerk of the Course:

Live timing available at timing.rhwright.co.uk

www.mylaps.com

Licensed to: R.H.Wright Timing



R.H.Wright Timing

500MRCI Spring Kart Meeting

Sorted on best lap time

Superkarts

Kirkistown 500 MRCI 1.512 miles

Qualifying (Q3)

23/04/2022 09:40

Qualifying started at 9:54:13

Pos	No.	Name	Make	Best Tm	Diff	In Lap	Best Speed	2nd Best	2nd Lap
1	40	Aaron Newell	Anderson PVP	55.832		4	97.489	55.952	3
2	27	Alan Witherow	Anderson PVP	56.664	0.832	3	96.058	56.747	4
3	43	Brian Jones	Superkart PVP	56.837	1.005	3	95.765	57.054	4
4	83	Colin Menary	Superkart FPE	57.321	1.489	2	94.957	58.314	1
5	99	Stuart Coey	Superkart PVP	57.736	1.904	4	94.274	57.747	6
6	53	Alan Crossen	Anderson DEA	1:01.210	5.378	6	88.924	1:02.226	5
7	55	Ross Witherow	Anderson TM	1:02.899	7.067	6	86.536	1:03.497	7
8	17	Scott Greenaway	Anderson TM	1:04.252	8.420	3	84.714	1:04.509	4
9	25	Noel Lindsay	Superkart TM	1:04.791	8.959	4	84.009	1:04.934	5
10	51	Geoffrey Simms	Superkart TM	1:06.446	10.614	2	81.916	1:06.732	3
11	60	Jonathan Adams	Anderson VM	1:08.346	12.514	6	79.639	1:09.207	5
12	72	Richard Dewart	Superkart VM			0	-		0

Results provisional until the conclusion of judicial and technical matters

Orbits

Chief Timekeeper: D.Bradfield

Clerk of the Course:

Live timing available at timing.rhwright.co.uk

www.mylaps.com

Licensed to: R.H.Wright Timing



500MRCI Spring Kart Meeting

Superkarts

Kirkistown 500 MRCI 1.512 miles

Race 1 (R3)

23/04/2022 11:40

Race (8:00 and 1 Laps) started at 11:53:28

Lap	Lap Tm	Diff	Time of Day
(40) Aaron Newell			
1	58.678	+3.031	11:54:27.640
2	56.669	+1.022	11:55:24.309
3	56.152	+0.505	11:56:20.461
4	55.966	+0.319	11:57:16.427
5	55.647		11:58:12.074
6	55.808	+0.161	11:59:07.882
7	55.895	+0.248	12:00:03.777
8	56.614	+0.967	12:01:00.391
9	56.343	+0.696	12:01:56.734
10	56.646	+0.999	12:02:53.380
(27) Alan Witherow			
1	58.915	+2.993	11:54:28.066
2	56.597	+0.675	11:55:24.663
3	56.254	+0.332	11:56:20.917
4	55.922		11:57:16.839
5	56.058	+0.136	11:58:12.897
6	56.417	+0.495	11:59:09.314
7	56.062	+0.140	12:00:05.376
8	56.941	+1.019	12:01:02.317
9	57.044	+1.122	12:01:59.361
10	57.064	+1.142	12:02:56.425
(43) Brian Jones			
1	58.937	+1.912	11:54:28.125
2	57.357	+0.332	11:55:25.482
3	57.353	+0.328	11:56:22.835
4	57.307	+0.282	11:57:20.142
5	57.025		11:58:17.167
6	57.300	+0.275	11:59:14.467
7	57.189	+0.164	12:00:11.656
8	57.074	+0.049	12:01:08.730
9	57.771	+0.746	12:02:06.501
10	57.908	+0.883	12:03:04.409
(99) Stuart Coey			
1	59.005	+1.202	11:54:28.212
2	57.859	+0.056	11:55:26.071
3	58.036	+0.233	11:56:24.107
4	57.803		11:57:21.910
5	57.985	+0.182	11:58:19.895
6	57.822	+0.019	11:59:17.717
7	58.008	+0.205	12:00:15.725
8	58.131	+0.328	12:01:13.856
9	58.325	+0.522	12:02:12.181
10	58.347	+0.544	12:03:10.528
(60) Jonathan Adams			
1	1:01.200	+1.366	11:54:30.539
2	1:00.335	+0.501	11:55:30.874
3	59.834		11:56:30.708
4	1:00.201	+0.367	11:57:30.909
5	1:00.024	+0.190	11:58:30.933
6	1:00.284	+0.450	11:59:31.217
7	1:00.426	+0.592	12:00:31.643
8	1:00.432	+0.598	12:01:32.075
9	1:00.396	+0.562	12:02:32.471
10	1:00.009	+0.175	12:03:32.480
(53) Alan Crossen			
1	1:02.356	+1.725	11:54:33.976
2	1:01.117	+0.486	11:55:35.093
3	1:01.486	+0.855	11:56:36.579
4	1:00.798	+0.167	11:57:37.377
5	1:00.631		11:58:38.008
6	1:00.867	+0.236	11:59:38.875
7	1:00.846	+0.215	12:00:39.721
8	1:01.281	+0.650	12:01:41.002
9	1:01.535	+0.904	12:02:42.537
10	1:01.681	+1.050	12:03:44.218
(83) Colin Menary			

Lap	Lap Tm	Diff	Time of Day
1	1:37.000	+39.500	11:55:06.717
2	58.528	+1.028	11:56:05.245
3	57.500		11:57:02.745
4	59.413	+1.913	11:58:02.158
5	59.371	+1.871	11:59:01.529
6	58.298	+0.798	11:59:59.827
7	57.764	+0.264	12:00:57.591
8	58.198	+0.698	12:01:55.789
9	58.724	+1.224	12:02:54.513
(17) Scott Greenaway			
1	1:05.164	+2.162	11:54:37.166
2	1:03.170	+0.168	11:55:40.336
3	1:03.002		11:56:43.338
4	1:03.144	+0.142	11:57:46.482
5	1:03.159	+0.157	11:58:49.641
6	1:03.400	+0.398	11:59:53.041
7	1:03.276	+0.274	12:00:56.317
8	1:04.117	+1.115	12:02:00.434
9	1:03.218	+0.216	12:03:03.652
(25) Noel Lindsay			
1	1:05.465	+0.920	11:54:37.409
2	1:04.693	+0.148	11:55:42.102
3	1:04.545		11:56:46.647
4	1:05.244	+0.699	11:57:51.891
5	1:05.317	+0.772	11:58:57.208
6	1:05.228	+0.683	12:00:02.436
7	1:05.704	+1.159	12:01:08.140
8	1:04.899	+0.354	12:02:13.039
9	1:05.201	+0.656	12:03:18.240
(55) Ross Witherow			
1	1:02.615	+1.607	11:54:34.388
2	1:01.008		11:55:35.396
3	1:01.089	+0.081	11:56:36.485
4	1:01.483	+0.475	11:57:37.968
5	1:01.085	+0.077	11:58:39.053
6	1:01.164	+0.156	11:59:40.217

Results provisional until the conclusion of judicial and technical matters

Orbits

Chief Timekeeper: D.Bradfield

Clerk of the Course:

Live timing available at timing.rhwright.co.uk

www.mylaps.com

Licensed to: R.H.Wright Timing



R.H.Wright Timing

500MRCI Spring Kart Meeting

Sorted on Laps

Superkarts

Kirkistown 500 MRCI 1.512 miles

Race 1 (R3)

23/04/2022 11:40

Race (8:00 and 1 Laps) started at 11:53:28

Pos	No.	Name	Make	Laps	Total Tm	Best Tm	Best Speed	In Lap	Avg. Speed
1	40	Aaron Newell	Anderson PVP	10	9:24.418	55.647	97.813	5	96.436
2	27	Alan Witherow	Anderson PVP	10	9:27.463	55.922	97.332	4	95.919
3	43	Brian Jones	Superkart PVP	10	9:35.447	57.025	95.450	5	94.588
4	99	Stuart Coey	Superkart PVP	10	9:41.566	57.803	94.165	4	93.592
5	60	Jonathan Adams	Anderson VM	10	10:03.518	59.834	90.969	3	90.188
6	53	Alan Crossen	Anderson DEA	10	10:15.256	1:00.631	89.773	5	88.468
7	83	Colin Menary	Superkart FPE	9	9:25.551	57.500	94.661	3	86.619
8	17	Scott Greenaway	Anderson TM	9	9:34.690	1:03.002	86.394	3	85.241
9	25	Noel Lindsay	Superkart TM	9	9:49.278	1:04.545	84.329	3	83.131
Not classified									
DNF	55	Ross Witherow	Anderson TM	6	6:11.255	1:01.008	89.218	2	87.967
DNS	51	Geoffrey Simms	Superkart TM					0	

Margin of Victory

Avg. Speed

Best Lap Tm

Best Speed

Best Lap by

3.045

96.436

55.647

97.813

40 - Aaron Newell

Results provisional until the conclusion of judicial and technical matters

Orbits

Chief Timekeeper: D.Bradfield

Clerk of the Course:

Live timing available at timing.rhwright.co.uk

www.mylaps.com

Licensed to: R.H.Wright Timing

Printed: 23/04/2022 12:04:34



500MRCI Spring Kart Meeting


Superkarts

Kirkistown 500 MRCI 1.512 miles

Race 1 (R3)

23/04/2022 11:40


Race (8:00 and 1 Laps)



7	51
	13
6	17
	11
5	53
	9
4	7
	7
3	99
	5
2	43
	3
1	40
	1

POLE POSITION

25
12
55
10
8
60
6
83
4
27
2



Results provisional until the conclusion of judicial and technical matters

Orbits

Chief Timekeeper: D.Bradfield

Clerk of the Course:

Live timing available at timing.rhwright.co.uk

www.mylaps.com

Licensed to: R.H.Wright Timing



500MRCI Spring Kart Meeting


Superkarts

Kirkistown 500 MRCI 1.512 miles

Race 2 (R6)

23/04/2022 13:40

Race (8:00 and 1 Laps) started at 13:39:31



Lap	Lap Tm	Diff	Time of Day
(40) Aaron Newell			
1	59.550	+3.476	13:40:30.965
2	56.473	+0.399	13:41:27.438
3	56.205	+0.131	13:42:23.643
4	56.255	+0.181	13:43:19.898
5	56.106	+0.032	13:44:16.004
6	56.157	+0.083	13:45:12.161
7	56.607	+0.533	13:46:08.768
8	56.074		13:47:04.842
9	57.998	+1.924	13:48:02.840
10	56.667	+0.593	13:48:59.507
(27) Alan Witherow			
1	1:00.335	+3.938	13:40:31.584
2	57.573	+1.176	13:41:29.157
3	56.397		13:42:25.554
4	57.171	+0.774	13:43:22.725
5	57.390	+0.993	13:44:20.115
6	57.622	+1.225	13:45:17.737
7	58.075	+1.678	13:46:15.812
8	57.425	+1.028	13:47:13.237
9	57.830	+1.433	13:48:11.067
10	57.428	+1.031	13:49:08.495
(43) Brian Jones			
1	59.819	+2.724	13:40:31.059
2	57.279	+0.184	13:41:28.338
3	57.095		13:42:25.433
4	58.150	+1.055	13:43:23.583
5	57.548	+0.453	13:44:21.131
6	57.413	+0.318	13:45:18.544
7	57.620	+0.525	13:46:16.164
8	57.463	+0.368	13:47:13.627
9	57.710	+0.615	13:48:11.337
10	57.816	+0.721	13:49:09.153
(60) Jonathan Adams			
1	1:01.717	+2.474	13:40:33.030
2	59.565	+0.322	13:41:32.595
3	59.347	+0.104	13:42:31.942
4	59.243		13:43:31.185
5	1:05.760	+6.517	13:44:36.945
6	1:00.816	+1.573	13:45:37.761
7	1:00.170	+0.927	13:46:37.931
8	1:00.137	+0.894	13:47:38.068
9	1:00.586	+1.343	13:48:38.654
10	1:00.250	+1.007	13:49:38.904
(53) Alan Crossen			
1	1:03.687	+2.948	13:40:36.925
2	1:00.953	+0.214	13:41:37.878
3	1:00.739		13:42:38.617
4	1:01.271	+0.532	13:43:39.888
5	1:01.338	+0.599	13:44:41.226
6	1:01.009	+0.270	13:45:42.235
7	1:02.093	+1.354	13:46:44.328
8	1:01.804	+1.065	13:47:46.132
9	1:02.401	+1.662	13:48:48.533
10	1:01.859	+1.120	13:49:50.392
(17) Scott Greenaway			
1	1:05.726	+3.039	13:40:38.896
2	1:04.099	+1.412	13:41:42.995
3	1:03.576	+0.889	13:42:46.571
4	1:03.007	+0.320	13:43:49.578
5	1:02.687		13:44:52.265
6	1:03.181	+0.494	13:45:55.446
7	1:03.485	+0.798	13:46:58.931
8	1:03.169	+0.482	13:48:02.100
9	1:03.401	+0.714	13:49:05.501
(25) Noel Lindsay			
1	1:05.730	+1.851	13:40:38.727

Lap	Lap Tm	Diff	Time of Day
2	1:04.975	+1.096	13:41:43.702
3	1:03.964	+0.085	13:42:47.666
4	1:03.879		13:43:51.545
5	1:03.891	+0.012	13:44:55.436
6	1:04.368	+0.489	13:45:59.804
7	1:04.154	+0.275	13:47:03.958
8	1:04.604	+0.725	13:48:08.562
9	1:04.682	+0.803	13:49:13.244
(51) Geoffrey Simms			
1	1:07.315	+1.650	13:40:40.504
2	1:05.665		13:41:46.169
3	1:05.920	+0.255	13:42:52.089
4	1:05.730	+0.065	13:43:57.819
5	1:05.924	+0.259	13:45:03.743
6	1:06.174	+0.509	13:46:09.917
7	1:05.868	+0.203	13:47:15.785
8	1:05.799	+0.134	13:48:21.584
9	1:06.096	+0.431	13:49:27.680
(83) Colin Menary			
1	1:00.443	+3.629	13:40:31.474
2	57.470	+0.656	13:41:28.944
3	57.452	+0.638	13:42:26.396
4	57.959	+1.145	13:43:24.355
5	56.814		13:44:21.169
6	56.984	+0.170	13:45:18.153
(55) Ross Witherow			
1	1:02.078	+0.953	13:40:35.326
2	1:01.774	+0.649	13:41:37.100
3	1:01.474	+0.349	13:42:38.574
4	1:01.510	+0.385	13:43:40.084
5	1:01.125		13:44:41.209

Results provisional until the conclusion of judicial and technical matters

Orbits

Chief Timekeeper: D.Bradfield

Clerk of the Course:

Live timing available at timing.rhwright.co.uk

www.mylaps.com

Licensed to: R.H.Wright Timing



R.H.Wright Timing

500MRCI Spring Kart Meeting

Sorted on Laps

Superkarts

Kirkistown 500 MRCI 1.512 miles

Race 2 (R6)

23/04/2022 13:40

Race (8:00 and 1 Laps) started at 13:39:31

Pos	No.	Name	Make	Laps	Total Tm	Best Tm	Best Speed	In Lap	Avg. Speed
1	40	Aaron Newell	Anderson PVP	10	9:28.476	56.074	97.069	8	95.748
2	27	Alan Witherow	Anderson PVP	10	9:37.464	56.397	96.513	3	94.257
3	43	Brian Jones	Superkart PVP	10	9:38.122	57.095	95.333	3	94.150
4	60	Jonathan Adams	Anderson VM	10	10:07.873	59.243	91.876	4	89.542
5	53	Alan Crossen	Anderson DEA	10	10:19.361	1:00.739	89.613	3	87.881
6	17	Scott Greenaway	Anderson TM	9	9:34.470	1:02.687	86.829	5	85.274
7	25	Noel Lindsay	Superkart TM	9	9:42.213	1:03.879	85.208	4	84.140
8	51	Geoffrey Simms	Superkart TM	9	9:56.649	1:05.665	82.891	2	82.104
Not classified									
DNF	83	Colin Menary	Superkart FPE	6	5:47.122	56.814	95.804	5	94.083
DNF	55	Ross Witherow	Anderson TM	5	5:10.178	1:01.125	89.047	5	87.740
DNS	99	Stuart Coey	Superkart PVP					0	

Margin of Victory

Avg. Speed

Best Lap Tm

Best Speed

Best Lap by

8.988

95.748

56.074

97.069

40 - Aaron Newell

Results provisional until the conclusion of judicial and technical matters

Orbits

Chief Timekeeper: D.Bradfield

Clerk of the Course:

Live timing available at timing.rhwright.co.uk

www.mylaps.com

Licensed to: R.H.Wright Timing

Printed: 23/04/2022 13:50:27



500MRCI Spring Kart Meeting

Superkarts

Kirkistown 500 MRCI 1.512 miles


Race 2 (R6)

23/04/2022 13:40

Race (8:00 and 1 Laps)

7	53 13	
6	17 11	55 12
5	51 9	25 10
4		
3	27 5	40 6
2	83 3	43 4
1	60 1	99 2

POLE POSITION



Results provisional until the conclusion of judicial and technical matters

Orbits

Chief Timekeeper: D.Bradfield

Clerk of the Course:

Live timing available at timing.rhwright.co.uk

www.mylaps.com

Licensed to: R.H.Wright Timing



500MRCI Spring Kart Meeting


Superkarts

Kirkistown 500 MRCI 1.512 miles

Race 3 (R11)

23/04/2022 16:10

Race (8:00 and 1 Laps) started at 15:44:05



Lap	Lap Tm	Diff	Time of Day
(40) Aaron Newell			
1	58.718	+2.305	15:45:03.821
2	56.942	+0.529	15:46:00.763
3	56.662	+0.249	15:46:57.425
4	56.604	+0.191	15:47:54.029
5	56.877	+0.464	15:48:50.906
6	56.514	+0.101	15:49:47.420
7	56.413		15:50:43.833
8	57.798	+1.385	15:51:41.631
9	56.423	+0.010	15:52:38.054
10	57.587	+1.174	15:53:35.641

Lap	Lap Tm	Diff	Time of Day
(27) Alan Witherow			
1	59.142	+2.524	15:45:04.416
2	57.259	+0.641	15:46:01.675
3	56.940	+0.322	15:46:58.615
4	56.618		15:47:55.233
5	56.774	+0.156	15:48:52.007
6	57.822	+1.204	15:49:49.829
7	58.208	+1.590	15:50:48.037
8	59.712	+3.094	15:51:47.749
9	59.142	+2.524	15:52:46.891
10	58.705	+2.087	15:53:45.596

Lap	Lap Tm	Diff	Time of Day
(99) Stuart Coey			
1	1:00.186	+2.642	15:45:05.594
2	57.544		15:46:03.138
3	57.653	+0.109	15:47:00.791
4	57.815	+0.271	15:47:58.606
5	57.965	+0.421	15:48:56.571
6	57.998	+0.454	15:49:54.569
7	58.003	+0.459	15:50:52.572
8	58.167	+0.623	15:51:50.739
9	58.170	+0.626	15:52:48.909
10	57.931	+0.387	15:53:46.840

Lap	Lap Tm	Diff	Time of Day
(53) Alan Crossen			
1	1:02.747	+1.084	15:45:09.201
2	1:02.092	+0.429	15:46:11.293
3	1:02.353	+0.690	15:47:13.646
4	1:02.741	+1.078	15:48:16.387
5	1:02.089	+0.426	15:49:18.476
6	1:02.218	+0.555	15:50:20.694
7	1:02.098	+0.435	15:51:22.792
8	1:01.798	+0.135	15:52:24.590
9	1:01.663		15:53:26.253
10	1:02.109	+0.446	15:54:28.362

Lap	Lap Tm	Diff	Time of Day
(17) Scott Greenaway			
1	1:05.263	+2.319	15:45:11.997
2	1:03.815	+0.871	15:46:15.812
3	1:03.492	+0.548	15:47:19.304
4	1:04.028	+1.084	15:48:23.332
5	1:02.944		15:49:26.276
6	1:03.261	+0.317	15:50:29.537
7	1:03.736	+0.792	15:51:33.273
8	1:03.719	+0.775	15:52:36.992
9	1:04.050	+1.106	15:53:41.042

Lap	Lap Tm	Diff	Time of Day
(55) Ross Witherow			
1	1:03.302	+1.290	15:45:09.970
2	1:22.225	+20.213	15:46:32.195
3	1:02.217	+0.205	15:47:34.412
4	1:02.224	+0.212	15:48:36.636
5	1:02.063	+0.051	15:49:38.699
6	1:02.635	+0.623	15:50:41.334
7	1:02.510	+0.498	15:51:43.844
8	1:02.012		15:52:45.856
9	1:02.394	+0.382	15:53:48.250

Lap	Lap Tm	Diff	Time of Day
(51) Geoffrey Simms			
1	1:06.233	+1.376	15:45:13.186
2	1:06.848	+1.991	15:46:20.034

Lap	Lap Tm	Diff	Time of Day
3	1:05.120	+0.263	15:47:25.154
4	1:05.245	+0.388	15:48:30.399
5	1:05.336	+0.479	15:49:35.735
6	1:04.857		15:50:40.592
7	1:05.628	+0.771	15:51:46.220
8	1:04.992	+0.135	15:52:51.212
9	1:05.006	+0.149	15:53:56.218

Lap	Lap Tm	Diff	Time of Day
(25) Noel Lindsay			
1	1:05.686	+0.964	15:45:12.402
2	1:07.043	+2.321	15:46:19.445
3	1:04.825	+0.103	15:47:24.270
4	1:05.785	+1.063	15:48:30.055
5	1:05.677	+0.955	15:49:35.732
6	1:06.369	+1.647	15:50:42.101
7	1:04.910	+0.188	15:51:47.011
8	1:04.722		15:52:51.733
9	1:04.790	+0.068	15:53:56.523

Lap	Lap Tm	Diff	Time of Day
(60) Jonathan Adams			
1	1:00.362	+0.550	15:45:05.722
2	59.812		15:46:05.534
3	1:00.178	+0.366	15:47:05.712

Lap	Lap Tm	Diff	Time of Day
(43) Brian Jones			
1	1:00.470		15:45:05.710

Lap	Lap Tm	Diff	Time of Day
(83) Colin Menary			
1	1:00.828		15:45:06.343

Results provisional until the conclusion of judicial and technical matters

Orbits

Chief Timekeeper: D.Bradfield

Clerk of the Course:

Live timing available at timing.rhwright.co.uk

www.mylaps.com

Licensed to: R.H.Wright Timing



500MRCI Spring Kart Meeting

Sorted on Laps

Superkarts

Kirkistown 500 MRCI 1.512 miles

Race 3 (R11)

23/04/2022 16:10

Race (8:00 and 1 Laps) started at 15:44:05

Pos	No.	Name	Make	Laps	Total Tm	Best Tm	Best Speed	In Lap	Avg. Speed
125 Superkarts									
1	53	Alan Crossen	Anderson DEA	10	10:23.259	1:01.663	88.270	9	87.332
2	17	Scott Greenaway	Anderson TM	9	9:35.939	1:02.944	86.474	5	85.056
3	55	Ross Witherow	Anderson TM	9	9:43.147	1:02.012	87.774	8	84.005
4	51	Geoffrey Simms	Superkart TM	9	9:51.115	1:04.857	83.923	6	82.873
5	25	Noel Lindsay	Superkart TM	9	9:51.420	1:04.722	84.098	8	82.830
250 Superkarts									
1	40	Aaron Newell	Anderson PVP	10	9:30.538	56.413	96.485	7	95.402
2	27	Alan Witherow	Anderson PVP	10	9:40.493	56.618	96.136	4	93.765
3	99	Stuart Coey	Superkart PVP	10	9:41.737	57.544	94.589	2	93.565
Not classified									
DNF	60	Jonathan Adams	Anderson VM	3	3:00.609	59.812	91.002	2	90.411
DNF	43	Brian Jones	Superkart PVP	1	1:00.607	1:00.470	90.012	1	89.808
DNF	83	Colin Menary	Superkart FPE	1	1:01.240	1:00.828	89.482	1	88.880

Margin of Victory

Avg. Speed

Best Lap Tm

Best Speed

Best Lap by

9.955

95.402

56.413

96.485

40 - Aaron Newell

Results provisional until the conclusion of judicial and technical matters

Orbits

Chief Timekeeper: D.Bradfield

Clerk of the Course:

Live timing available at timing.rhwright.co.uk

www.mylaps.com

Licensed to: R.H.Wright Timing



500MRCI Spring Kart Meeting


Superkarts

Kirkistown 500 MRCI 1.512 miles

Race 3 (R11)


23/04/2022 16:10

Race (8:00 and 1 Laps)



7	51	
	13	
6	25	55
	11	12
5	53	17
	9	10
4		
	7	8
3	99	83
	5	6
2	43	60
	3	4
1	40	27
	1	2

POLE POSITION



Results provisional until the conclusion of judicial and technical matters

Orbits

Chief Timekeeper: D.Bradfield

Clerk of the Course:

Live timing available at timing.rhwright.co.uk

www.mylaps.com

Licensed to: R.H.Wright Timing