

**Round 2, Ulster Kart C'ships/Keltic Cup**
**Sorted on best lap time**

Honda Cadet

Nutts Corner National Circuit 0.829 miles

Free Practice

01/05/2022 10:00

Practice started at 10:06:26

Pos	No.	Name	Best Tm	Diff	Gap	In Lap	2nd Best	Avg Tm	Laps led
1	29	Noah McFARLANE	1:12.635			1	l:13.211	1:13.096	0
2	19	Conan WARNOCK	1:13.212	0.577	0.577	2	l:13.734	1:13.597	0
3	18	Archie CONDY	1:13.494	0.859	0.282	3	l:13.705	1:13.808	3
4	54	Max COLBERT	1:13.604	0.969	0.110	3	l:13.611	1:14.082	0
5	36	Declan NOBLE	1:13.733	1.098	0.129	2	l:14.419	1:14.482	0
6	17	Charlie CONDY	1:14.013	1.378	0.280	3	l:14.401	1:14.417	0
7	IGP	Joel MURPHY	1:14.039	1.404	0.026	2	l:14.156	1:14.165	0
8	32	Harry McDOWELL	1:14.249	1.614	0.210	3	l:15.024	1:15.337	0
9	46	Evan PURCELL	1:15.127	2.492	0.878	1	l:15.440	1:19.652	0
10	99	Travis BAILIE	1:15.179	2.544	0.052	2	l:15.408	1:15.467	0
11	25	Joshua WYLIE	1:16.490	3.855	1.311	3	l:16.542	1:16.804	0
12	11	Ryan ARTHUR	1:16.497	3.862	0.007	2	l:16.500	1:16.583	0
13	35	Harry MONTGOMERY	1:16.639	4.004	0.142	3	l:16.803	1:16.897	0


Clerk of the Course - Nick Clark

Orbits

Timekeepers - David Barr &amp; Keith Mason

Results remain provisional until conclusion of judicial/technical matters

Signed:



(Chief Timekeeper)

Printed: 01/05/2022 11:21:38

Round 2, Ulster Kart C'ships/Keltic Cup

Honda Cadet

Nutts Corner National Circuit 0.829 miles

Free Practice

01/05/2022 10:00

Practice started at 10:06:26

Lap	Lap Tm	Diff	Time of Day	Lap	Lap Tm	Diff	Time of Day	Lap	Lap Tm	Diff	Time of Day
<b>(29) Noah McFARLANE</b>											
1	1:12.635		10:08:38.852								
2	1:13.444	+0.809	10:09:52.296								
3	1:13.211	+0.576	10:11:05.507								
<b>(19) Conan WARNOCK</b>											
1	1:13.845	+0.633	10:08:39.539								
2	1:13.212		10:09:52.751								
3	1:13.734	+0.522	10:11:06.485								
<b>(18) Archie CONDY</b>											
1	1:14.225	+0.731	10:08:37.244								
2	1:13.705	+0.211	10:09:50.949								
3	1:13.494		10:11:04.443								
<b>(54) Max COLBERT</b>											
1	1:15.031	+1.427	10:08:42.137								
2	1:13.611	+0.007	10:09:55.748								
3	1:13.604		10:11:09.352								
<b>(36) Declan NOBLE</b>											
1	1:14.419	+0.686	10:08:49.270								
2	1:13.733		10:10:03.003								
3	1:15.296	+1.563	10:11:18.299								
<b>(17) Charlie CONDY</b>											
1	1:14.401	+0.388	10:08:44.471								
2	1:14.837	+0.824	10:09:59.308								
3	1:14.013		10:11:13.321								
<b>(IGP) Joel MURPHY</b>											
1	1:14.156	+0.117	10:08:38.084								
2	1:14.039		10:09:52.123								
3	1:14.301	+0.262	10:11:06.424								
<b>(32) Harry McDOWELL</b>											
1	1:16.739	+2.490	10:08:44.285								
2	1:15.024	+0.775	10:09:59.309								
3	1:14.249		10:11:13.558								
<b>(46) Evan PURCELL</b>											
1	1:15.127		10:08:38.627								
2	1:15.440	+0.313	10:09:54.067								
3	1:28.389	+13.262	10:11:22.456								
<b>(99) Travis BAILIE</b>											
1	1:15.814	+0.635	10:08:47.180								
2	1:15.179		10:10:02.359								
3	1:15.408	+0.229	10:11:17.767								
<b>(25) Joshua WYLIE</b>											
1	1:17.380	+0.890	10:09:05.742								
2	1:16.542	+0.052	10:10:22.284								
3	1:16.490		10:11:38.774								
<b>(11) Ryan ARTHUR</b>											
1	1:16.500	+0.003	10:08:44.673								
2	1:16.497		10:10:01.170								
3	1:16.753	+0.256	10:11:17.923								
<b>(35) Harry MONTGOMERY</b>											
1	1:17.251	+0.612	10:08:44.174								
2	1:16.803	+0.164	10:10:00.977								
3	1:16.639		10:11:17.616								

Clerk of the Course - Nick Clark

Orbits

Timekeepers - David Barr & Keith Mason

Results remain provisional until conclusion of judicial/technical matters

Signed:  (Chief Timekeeper)

Printed: 01/05/2022 11:21:55

**Round 2, Ulster Kart C'ships/Keltic Cup**
**Sorted on best lap time**

Junior Max

Nutts Corner National Circuit 0.829 miles

Free Practice

01/05/2022 10:10

Practice started at 10:11:58

Pos	No.	Name	Best Tm	Diff	Gap	In Lap	2nd Best	Avg Tm	Laps led
Junior Max									
1	48	Finlay BROWN	1:05.523			4	1:05.525	1:05.709	0
2	92	Reuben KERNOHAN	1:05.674	0.151	0.151	2	1:05.689	1:05.681	2
3	72	Gavin DEWART	1:05.823	0.300	0.149	4	1:05.912	1:05.997	1
4	46	Bobby Joe McFALL	1:05.949	0.426	0.126	3	1:06.001	1:06.117	1
5	36	Joe GARDINER	1:06.307	0.784	0.358	2	1:06.476	1:06.693	0
6	33	Joseph McMAHON	1:06.403	0.880	0.096	3	1:06.914	1:06.761	0
7	14	Carter KELLY	1:06.759	1.236	0.356	2	1:07.006	1:08.172	0
8	20	Jack MURTAGH	1:07.447	1.924	0.688	1	1:07.513	1:07.736	0
9	11	James GREER	1:07.626	2.103	0.179	2	1:08.463	1:08.216	0
10	42	Edward McDONNELL	1:07.663	2.140	0.037	3	1:07.854	1:08.164	0
11	34	Peter GILLILAND	1:09.514	3.991	1.851	3	1:09.520	1:09.690	0
X30 Junior									
1	11	Carter MOONEY	1:07.440			2	1:07.636	1:07.571	0


Clerk of the Course - Nick Clark

Orbits

Timekeepers - David Barr &amp; Keith Mason

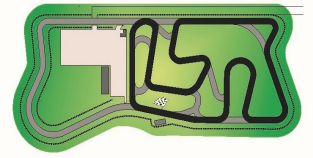
Results remain provisional until conclusion of judicial/technical matters

Signed:



(Chief Timekeeper)

Printed: 01/05/2022 11:22:44



Round 2, Ulster Kart C'ships/Keltic Cup

Junior Max

Nutts Corner National Circuit 0.829 miles

Free Practice

01/05/2022 10:10

Practice started at 10:11:58

Lap	Lap Tm	Diff	Time of Day	Lap	Lap Tm	Diff	Time of Day	Lap	Lap Tm	Diff	Time of Day
<b>(48) Finlay BROWN</b>											
1	1:05.999	+0.476	10:14:30.307								
2	1:05.792	+0.269	10:15:36.099								
3	1:05.525	+0.002	10:16:41.624								
4	<b>1:05.523</b>		10:17:47.147								
<b>(92) Reuben KERNOHAN</b>											
1	1:05.689	+0.015	10:14:05.067								
2	<b>1:05.674</b>		10:15:10.741								
<b>(72) Gavin DEWART</b>											
1	1:06.170	+0.347	10:14:06.825								
2	1:05.912	+0.089	10:15:12.737								
3	1:06.083	+0.260	10:16:18.820								
4	<b>1:05.823</b>		10:17:24.643								
<b>(46) Bobby Joe McFALL</b>											
1	1:06.403	+0.454	10:14:06.589								
2	1:06.001	+0.052	10:15:12.590								
3	<b>1:05.949</b>		10:16:18.539								
<b>(36) Joe GARDINER</b>											
1	1:06.476	+0.169	10:14:05.927								
2	<b>1:06.307</b>		10:15:12.234								
3	1:07.372	+1.065	10:16:19.606								
4	1:06.617	+0.310	10:17:26.223								
<b>(33) Joseph McMAHON</b>											
1	1:06.967	+0.564	10:14:13.866								
2	1:06.914	+0.511	10:15:20.780								
3	<b>1:06.403</b>		10:16:27.183								
<b>(14) Carter KELLY</b>											
1	1:07.390	+0.631	10:14:15.847								
2	<b>1:06.759</b>		10:15:22.606								
3	1:07.006	+0.247	10:16:29.612								
4	1:11.534	+4.775	10:17:41.146								
<b>(11) Carter MOONEY</b>											
1	1:07.636	+0.196	10:14:16.779								
2	<b>1:07.440</b>		10:15:24.219								
3	1:07.639	+0.199	10:16:31.858								
<b>(20) Jack MURTAGH</b>											
1	<b>1:07.447</b>		10:15:22.413								
2	1:07.513	+0.066	10:16:29.926								
3	1:08.248	+0.801	10:17:38.174								
<b>(11) James GREER</b>											
1	1:08.463	+0.837	10:14:13.130								
2	<b>1:07.626</b>		10:15:20.756								
3	1:08.559	+0.933	10:16:29.315								
<b>(42) Edward McDONNELL</b>											
1	1:08.975	+1.312	10:14:13.410								
2	1:07.854	+0.191	10:15:21.264								
3	<b>1:07.663</b>		10:16:28.927								
<b>(34) Peter GILLILAND</b>											
1	1:10.036	+0.522	10:14:20.217								
2	1:09.520	+0.006	10:15:29.737								
3	<b>1:09.514</b>		10:16:39.251								

Clerk of the Course - Nick Clark

Orbits

Timekeepers - David Barr & Keith Mason

Results remain provisional until conclusion of judicial/technical matters

Signed:  (Chief Timekeeper)

Printed: 01/05/2022 11:23:01



Round 2, Ulster Kart C'ships/Keltic Cup

Sorted on best lap time

1ame Cadet

Nutts Corner National Circuit 0.829 miles

Free Practice

01/05/2022 10:20

Practice (3:00 Time) started at 10:19:57

Pos	No.	Name	Best Tm	Diff	Gap	In Lap	2nd Best	Avg Tm	Laps led
1	31	Jason PARK	1:12.368			3	1:12.485	1:12.563	3
2	77	Kenzie McNALLY	1:12.652	0.284	0.284	3	1:13.689	1:13.410	0
3	94	James LOGAN	1:13.363	0.995	0.711	3	1:13.985	1:13.833	0
4	27	Brogan McDONALD	1:13.653	1.285	0.290	3	1:13.686	1:13.829	0
5	93	Johnston STEWART	1:13.683	1.315	0.030	3	1:13.906	1:14.296	0
6	193	Andie STEWART	1:14.312	1.944	0.629	2	1:14.924	1:16.668	0
7	49	Tony CALVIN	1:26.053	13.685	11.741	1		1:26.053	0


Clerk of the Course - Nick Clark

Orbits

Timekeepers - David Barr & Keith Mason

Results remain provisional until conclusion of judicial/technical matters

Signed:



(Chief Timekeeper)

Printed: 01/05/2022 11:22:15

Round 2, Ulster Kart C'ships/Keltic Cup

1ame Cadet

Nutts Corner National Circuit 0.829 miles

Free Practice

01/05/2022 10:20

Practice (3:00 Time) started at 10:19:57

Lap	Lap Tm	Diff	Time of Day
<b>(31) Jason PARK</b>			
1	1:12.838	+0.470	10:21:10.370
2	1:12.485	+0.117	10:22:22.855
3	<b>1:12.368</b>		10:23:35.223
<b>(77) Kenzie McNALLY</b>			
1	1:13.891	+1.239	10:21:15.521
2	1:13.689	+1.037	10:22:29.210
3	<b>1:12.652</b>		10:23:41.862
<b>(94) James LOGAN</b>			
1	1:14.153	+0.790	10:21:18.596
2	1:13.985	+0.622	10:22:32.581
3	<b>1:13.363</b>		10:23:45.944
<b>(27) Brogan McDONALD</b>			
1	1:13.686	+0.033	10:21:14.842
2	1:14.150	+0.497	10:22:28.992
3	<b>1:13.653</b>		10:23:42.645
<b>(93) Johnston STEWART</b>			
1	1:15.300	+1.617	10:21:16.382
2	1:13.906	+0.223	10:22:30.288
3	<b>1:13.683</b>		10:23:43.971
<b>(193) Andie STEWART</b>			
1	1:14.924	+0.612	10:21:14.776
2	<b>1:14.312</b>		10:22:29.088
3	1:20.768	+6.456	10:23:49.856
<b>(49) Tony CALVIN</b>			
1	<b>1:26.053</b>		10:45:25.833

Lap	Lap Tm	Diff	Time of Day
-----	--------	------	-------------

Lap	Lap Tm	Diff	Time of Day
-----	--------	------	-------------


Clerk of the Course - Nick Clark

Orbits

Timekeepers - David Barr & Keith Mason

Results remain provisional until conclusion of judicial/technical matters

Signed:



(Chief Timekeeper)

Printed: 01/05/2022 11:22:28

Round 2, Ulster Kart C'ships/Keltic Cup

Sorted on best lap time

Mini Max

Nutts Corner National Circuit 0.829 miles

Free Practice

01/05/2022 10:30

Practice started at 10:25:50

Pos	No.	Name	Best Tm	Diff	Gap	In Lap	2nd Best	Avg Tm	Laps led
1	10	Daniel KILPATRICK	1:08.411			3	1:08.858	1:08.797	3
2	21	Jamie KIDNEY	1:09.737	1.326	1.326	3	1:11.155	1:10.687	0
3	22	Cole McFADDEN BIGGERSTAFF	1:10.129	1.718	0.392	3	1:10.691	1:10.879	0
4	55	Dennis CHERRY	1:11.229	2.818	1.100	3	1:12.609	1:12.189	0
5	88	Lewis ARTHUR	1:11.615	3.204	0.386	2	1:12.992	1:12.303	0
6	30	John O'NEILL	1:13.720	5.309	2.105	3	1:14.122	1:14.324	0


Clerk of the Course - Nick Clark

Orbits

Timekeepers - David Barr & Keith Mason

Results remain provisional until conclusion of judicial/technical matters

Signed:



(Chief Timekeeper)

Printed: 01/05/2022 11:23:17

Round 2, Ulster Kart C'ships/Keltic Cup

Bambino

Nutts Corner National Circuit 0.829 miles

Free Practice

01/05/2022 10:40

Practice started at 10:32:01

Lap	Lap Tm	Diff	Time of Day	Lap	Lap Tm	Diff	Time of Day	Lap	Lap Tm	Diff	Time of Day
<b>(33) Lewis HAZLETT</b>											
1	1:30.507	+1.025	10:34:42.972								
2	<b>1:29.482</b>		10:36:12.454								
<b>(36) Ethan ROBINSON</b>											
1	1:31.000	+0.865	10:34:43.917								
2	<b>1:30.135</b>		10:36:14.052								
<b>(66) Ryan ARMSTRONG</b>											
1	1:33.192	+0.042	10:34:47.145								
2	<b>1:33.150</b>		10:36:20.295								
<b>(42) Jack HARNEY</b>											
1	1:35.868	+2.133	10:34:58.250								
2	<b>1:33.735</b>		10:36:31.985								
<b>(75) Callum McVEIGH</b>											
1	<b>1:33.990</b>		10:34:52.343								
2	1:34.451	+0.461	10:36:26.794								
<b>(24) Jessica WYLIE</b>											
1	<b>1:47.416</b>		10:35:23.089								


Clerk of the Course - Nick Clark

Orbits

Timekeepers - David Barr & Keith Mason

Results remain provisional until conclusion of judicial/technical matters

Signed:



(Chief Timekeeper)

Printed: 01/05/2022 11:25:23



Round 2, Ulster Kart C'ships/Keltic Cup

Sorted on best lap time

Bambino

Nutts Corner National Circuit 0.829 miles

Free Practice

01/05/2022 10:40

Practice started at 10:32:01

Pos	No.	Name	Best Tm	Diff	Gap	In Lap	2nd Best	Avg Tm	Laps led
1	33	Lewis HAZLETT	1:29.482			2	1:30.507	1:29.994	2
2	36	Ethan ROBINSON	1:30.135	0.653	0.653	2	1:31.000	1:30.567	0
3	66	Ryan ARMSTRONG	1:33.150	3.668	3.015	2	1:33.192	1:33.171	0
4	42	Jack HARNEY	1:33.735	4.253	0.585	2	1:35.868	1:34.801	0
5	75	Callum McVEIGH	1:33.990	4.508	0.255	1	1:34.451	1:34.220	0
6	24	Jessica WYLIE	1:47.416	17.934	13.426	1		1:47.416	0


Clerk of the Course - Nick Clark

Orbits

Timekeepers - David Barr & Keith Mason

Results remain provisional until conclusion of judicial/technical matters

Signed:



(Chief Timekeeper)

Printed: 01/05/2022 11:24:58

Round 2, Ulster Kart C'ships/Keltic Cup

Mini Max

Nutts Corner National Circuit 0.829 miles

Free Practice

01/05/2022 10:30

Practice started at 10:25:50

Lap	Lap Tm	Diff	Time of Day	Lap	Lap Tm	Diff	Time of Day	Lap	Lap Tm	Diff	Time of Day
<b>(10) Daniel KILPATRICK</b>											
1	1:09.123	+0.712	10:27:57.829								
2	1:08.858	+0.447	10:29:06.687								
3	<b>1:08.411</b>		10:30:15.098								
<b>(21) Jamie KIDNEY</b>											
1	1:11.155	+1.418	10:28:08.099								
2	1:11.171	+1.434	10:29:19.270								
3	<b>1:09.737</b>		10:30:29.007								
<b>(22) Cole McFADDEN BIGGERSTAFF</b>											
1	1:11.817	+1.688	10:28:07.899								
2	1:10.691	+0.562	10:29:18.590								
3	<b>1:10.129</b>		10:30:28.719								
<b>(55) Dennis CHERRY</b>											
1	1:12.609	+1.380	10:28:07.216								
2	1:12.731	+1.502	10:29:19.947								
3	<b>1:11.229</b>		10:30:31.176								
<b>(88) Lewis ARTHUR</b>											
1	1:12.992	+1.377	10:28:09.695								
2	<b>1:11.615</b>		10:29:21.310								
<b>(30) John O'NEILL</b>											
1	1:15.132	+1.412	10:28:13.229								
2	1:14.122	+0.402	10:29:27.351								
3	<b>1:13.720</b>		10:30:41.071								

Clerk of the Course - Nick Clark

Orbits

Timekeepers - David Barr & Keith Mason

Results remain provisional until conclusion of judicial/technical matters

Signed:  (Chief Timekeeper)

Printed: 01/05/2022 11:23:28

**Round 2, Ulster Kart C'ships/Keltic Cup**
**Sorted on best lap time**

Senior Max

Nutts Corner National Circuit 0.829 miles

Free Practice

01/05/2022 10:50

Practice started at 10:37:25

Pos	No.	Name	Best Tm	Diff	Gap	In Lap	2nd Best	Avg Tm	Laps led
Senior Max									
1	61	Gary TURKINGTON	1:04.679			1	1:04.845	1:04.797	3
2	1	Conor McPOLIN	1:05.219	0.540	0.540	3	1:05.433	1:05.462	0
3	26	Daniel CONLON	1:05.233	0.554	0.014	3	1:05.994	1:05.811	0
4	43	Ben McFALL	1:05.571	0.892	0.338	2	1:06.202	1:07.763	0
5	32	Gary BLAIR	1:05.972	1.293	0.401	2	1:06.488	1:06.421	0
6	33	Pearse MURTAGH	1:06.168	1.489	0.196	3	1:06.585	1:06.692	0
7	36	Neville BELL	1:06.481	1.802	0.313	3	1:06.545	1:17.498	0
8	55	Ben McDOWELL	1:07.128	2.449	0.647	3	1:07.186	1:07.402	0
9	20	Zak LECKEY	1:07.379	2.700	0.251	2	1:08.033	1:08.144	0
10	45	Sean SPRATT	1:07.433	2.754	0.054	3	1:07.518	1:07.503	0
11	NW	Simon ALLEN	1:08.008	3.329	0.575	1	1:09.968	1:09.384	0
12	35	James GILLILAND	1:08.235	3.556	0.227	3	1:09.600	1:09.559	0
13	12	Johnny CLYDE	1:08.402	3.723	0.167	1	1:10.030	1:10.010	0
14	11	Philip MAGUIRE	1:08.408	3.729	0.006	3	1:08.955	1:08.992	0
15	24	Jason HETHERINGTON	1:09.362	4.683	0.954	3	1:09.630	1:09.803	0
16	31	Aaron WALKER	1:09.707	5.028	0.345	3	1:10.247	1:10.662	0
Senior Max 177									
1	69	Richard MALCOLMSON	1:07.332			3	1:07.590	1:07.723	0
2	77	Samuel ALLEN	1:07.675	0.343	0.343	2	1:08.318	1:08.238	0
3	28	Marc VASEY	1:08.868	1.536	1.193	1	1:09.838	1:11.640	0

Clerk of the Course - Nick Clark

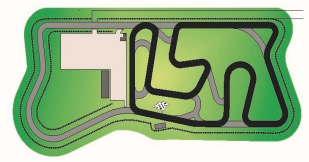
Orbits

Timekeepers - David Barr &amp; Keith Mason

Results remain provisional until conclusion of judicial/technical matters

 Signed:  (Chief Timekeeper)

Printed: 01/05/2022 13:41:35



### Round 2, Ulster Kart C'ships/Keltic Cup

Senior Max

Nutts Corner National Circuit 0.829 miles

Free Practice

01/05/2022 10:50

Practice started at 10:37:25

Lap	Lap Tm	Diff	Time of Day
<b>(61) Gary TURKINGTON</b>			
1	<b>1:04.679</b>		10:39:25.891
2	1:04.845	+0.166	10:40:30.736
3	1:04.867	+0.188	10:41:35.603
<b>(1) Conor McPOLIN</b>			
1	1:05.734	+0.515	10:39:28.276
2	1:05.433	+0.214	10:40:33.709
3	<b>1:05.219</b>		10:41:38.928
<b>(26) Daniel CONLON</b>			
1	1:06.207	+0.974	10:39:33.433
2	1:05.994	+0.761	10:40:39.427
3	<b>1:05.233</b>		10:41:44.660
<b>(43) Ben McFALL</b>			
1	1:06.202	+0.631	10:39:53.042
2	<b>1:05.571</b>		10:40:58.613
3	1:11.517	+5.946	10:42:10.130
<b>(32) Gary BLAIR</b>			
1	1:06.488	+0.516	10:39:29.675
2	<b>1:05.972</b>		10:40:35.647
3	1:06.804	+0.832	10:41:42.451
<b>(33) Pearse MURTAGH</b>			
1	1:07.323	+1.155	10:39:38.453
2	1:06.585	+0.417	10:40:45.038
3	<b>1:06.168</b>		10:41:51.206
<b>(36) Neville BELL</b>			
1	1:39.469	+32.988	10:40:11.880
2	1:06.545	+0.064	10:41:18.425
3	<b>1:06.481</b>		10:42:24.906
<b>(55) Ben McDOWELL</b>			
1	1:07.893	+0.765	10:39:39.710
2	1:07.186	+0.058	10:40:46.896
3	<b>1:07.128</b>		10:41:54.024
<b>(69) Richard MALCOLMSON</b>			
1	1:07.590	+0.258	10:39:45.161
2	1:08.249	+0.917	10:40:53.410
3	<b>1:07.332</b>		10:42:00.742
<b>(20) Zak LECKEY</b>			
1	1:09.021	+1.642	10:39:38.890
2	<b>1:07.379</b>		10:40:46.269
3	1:08.033	+0.654	10:41:54.302
<b>(45) Sean SPRATT</b>			
1	1:07.518	+0.085	10:39:43.554
2	1:07.559	+0.126	10:40:51.113
3	<b>1:07.433</b>		10:41:58.546
<b>(77) Samuel ALLEN</b>			
1	1:08.318	+0.643	10:39:46.599
2	<b>1:07.675</b>		10:40:54.274
3	1:08.722	+1.047	10:42:02.996
<b>(NW) Simon ALLEN</b>			
1	<b>1:08.008</b>		10:39:43.394
2	1:10.177	+2.169	10:40:53.571
3	1:09.968	+1.960	10:42:03.539

Lap	Lap Tm	Diff	Time of Day
<b>(35) James GILLILAND</b>			
1	1:10.843	+2.608	10:39:39.526
2	1:09.600	+1.365	10:40:49.126
3	<b>1:08.235</b>		10:41:57.361
<b>(12) Johnny CLYDE</b>			
1	<b>1:08.402</b>		10:39:45.503
2	1:10.030	+1.628	10:40:55.533
3	1:11.600	+3.198	10:42:07.133
<b>(11) Philip MAGUIRE</b>			
1	1:08.955	+0.547	10:39:35.634
2	1:09.615	+1.207	10:40:45.249
3	<b>1:08.408</b>		10:41:53.657
<b>(28) Marc VASEY</b>			
1	<b>1:08.868</b>		10:39:48.108
2	1:16.215	+7.347	10:41:04.323
3	1:09.838	+0.970	10:42:14.161
<b>(24) Jason HETHERINGTON</b>			
1	1:10.417	+1.055	10:39:41.255
2	1:09.630	+0.268	10:40:50.885
3	<b>1:09.362</b>		10:42:00.247
<b>(31) Aaron WALKER</b>			
1	1:12.033	+2.326	10:39:42.719
2	1:10.247	+0.540	10:40:52.966
3	<b>1:09.707</b>		10:42:02.673

Lap	Lap Tm	Diff	Time of Day
-----	--------	------	-------------

Clerk of the Course - Nick Clark

Orbits

Timekeepers - David Barr & Keith Mason

Results remain provisional until conclusion of judicial/technical matters

Signed:  (Chief Timekeeper)

Printed: 01/05/2022 13:42:23



**Round 2, Ulster Kart C'ships/Keltic Cup**
**Sorted on Laps**

Honda Cadet

Nutts Corner National Circuit 0.829 miles

Heat 1

01/05/2022 11:00

Race (7:00 and 1 Laps) started at 10:50:24

Pos	No.	Name	Laps	Total Tm	Diff	Gap	Best Tm	In Lap	2nd Best	Avg Tm
1	17	Charlie CONDY	7	8:31.758			1:12.614	6	1:12.740	1:13.093
2	18	Archie CONDY	7	8:34.210	2.452	2.452	1:12.578	6	1:12.710	1:13.421
3	IGP	Joel MURPHY	7	8:40.086	8.328	5.876	1:13.835	4	1:13.945	1:14.228
4	29	Noah McFARLANE	7	8:47.388	15.630	7.302	1:12.599	3	1:12.882	1:15.219
5	99	Travis BAILIE	7	8:47.500	15.742	0.112	1:14.328	6	1:14.798	1:15.263
6	11	Ryan ARTHUR	7	8:47.783	16.025	0.283	1:14.214	3	1:14.231	1:15.328
7	32	Harry McDOWELL	7	8:47.856	16.098	0.073	1:13.479	5	1:13.784	1:15.304
8	54	Max COLBERT	7	8:50.295	18.537	2.439	1:13.595	7	1:13.636	1:15.667
9	36	Declan NOBLE	7	8:51.136	19.378	0.841	1:13.323	7	1:13.768	1:15.830
10	46	Evan PURCELL	7	8:56.602	24.844	5.466	1:15.517	2	1:15.912	1:16.522
11	35	Harry MONTGOMERY	7	8:59.413	27.655	2.811	1:15.216	6	1:15.366	1:16.998
12	25	Joshua WYLIE	7	9:05.331	33.573	5.918	1:15.459	5	1:15.517	1:17.904
Not classified										
DQ	19	Conan WARNOCK	6	7:24.647	DQ		1:13.215	2	1:13.472	1:14.084

**Announcements**

Driver 19 - C.1.1.6: disqualified from heat(contravention of flag signal)

Margin of Victory	Avg. Speed	Best Lap Tm	Best Speed	Best Lap by
2.452	40.811	1:12.578	41.109	18 - Archie CONDY


Clerk of the Course - Nick Clark

Orbits

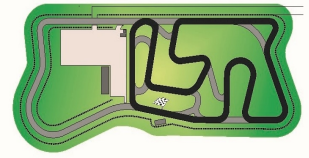
Timekeepers - David Barr &amp; Keith Mason

Results remain provisional until conclusion of judicial/technical matters

Signed:



 Chief  
Timekeeper



### Round 2, Ulster Kart C'ships/Keltic Cup

Honda Cadet

Nutts Corner National Circuit 0.829 miles

Heat 1

01/05/2022 11:00

Race (7:00 and 1 Laps) started at 10:50:24

Lap	Lap Tm	Diff	Time of Day
<b>(17) Charlie CONDY</b>			
1	1:14.564	+1.950	10:51:39.371
2	1:12.935	+0.321	10:52:52.306
3	1:13.141	+0.527	10:54:05.447
4	1:12.908	+0.294	10:55:18.355
5	1:12.752	+0.138	10:56:31.107
6	<b>1:12.614</b>		10:57:43.721
7	1:12.740	+0.126	10:58:56.461
<b>(18) Archie CONDY</b>			
1	1:16.332	+3.754	10:51:41.292
2	1:13.228	+0.650	10:52:54.520
3	1:12.710	+0.132	10:54:07.230
4	1:13.131	+0.553	10:55:20.361
5	1:13.118	+0.540	10:56:33.479
6	<b>1:12.578</b>		10:57:46.057
7	1:12.856	+0.278	10:58:58.913
<b>(IGP) Joel MURPHY</b>			
1	1:15.224	+1.389	10:51:40.416
2	1:14.161	+0.326	10:52:54.577
3	1:13.945	+0.110	10:54:08.522
4	<b>1:13.835</b>		10:55:22.357
5	1:14.102	+0.267	10:56:36.459
6	1:13.959	+0.124	10:57:50.418
7	1:14.371	+0.536	10:59:04.789
<b>(29) Noah McFARLANE</b>			
1	1:17.319	+4.720	10:51:42.873
2	1:22.479	+9.880	10:53:05.352
3	<b>1:12.599</b>		10:54:17.951
4	1:12.882	+0.283	10:55:30.833
5	1:13.455	+0.856	10:56:44.288
6	1:13.856	+1.257	10:57:58.144
7	1:13.947	+1.348	10:59:12.091
<b>(99) Travis BAILIE</b>			
1	1:17.153	+2.825	10:51:42.515
2	1:15.648	+1.320	10:52:58.163
3	1:14.893	+0.565	10:54:13.056
4	1:14.798	+0.470	10:55:27.854
5	1:15.074	+0.746	10:56:42.928
6	<b>1:14.328</b>		10:57:57.256
7	1:14.947	+0.619	10:59:12.203
<b>(11) Ryan ARTHUR</b>			
1	1:19.623	+5.409	10:51:44.809
2	1:14.269	+0.055	10:52:59.078
3	<b>1:14.214</b>		10:54:13.292
4	1:14.927	+0.713	10:55:28.219
5	1:15.120	+0.906	10:56:43.339
6	1:14.231	+0.017	10:57:57.570
7	1:14.916	+0.702	10:59:12.486
<b>(32) Harry McDOWELL</b>			
1	1:17.239	+3.760	10:51:42.670
2	1:20.463	+6.984	10:53:03.133
3	1:13.827	+0.348	10:54:16.960
4	1:13.784	+0.305	10:55:30.744
5	<b>1:13.479</b>		10:56:44.223
6	1:13.824	+0.345	10:57:58.047
7	1:14.512	+1.033	10:59:12.559
<b>(54) Max COLBERT</b>			
1	1:25.629	+12.034	10:51:50.953

Lap	Lap Tm	Diff	Time of Day
2	1:14.884	+1.289	10:53:05.837
3	1:13.814	+0.219	10:54:19.651
4	1:13.739	+0.144	10:55:33.390
5	1:14.377	+0.782	10:56:47.767
6	1:13.636	+0.041	10:58:01.403
7	<b>1:13.595</b>		10:59:14.998
<b>(36) Declan NOBLE</b>			
1	1:26.070	+12.747	10:51:51.099
2	1:15.017	+1.694	10:53:06.116
3	1:13.810	+0.487	10:54:19.926
4	1:13.984	+0.661	10:55:33.910
5	1:14.838	+1.515	10:56:48.748
6	1:13.768	+0.445	10:58:02.516
7	<b>1:13.323</b>		10:59:15.839
<b>(46) Evan PURCELL</b>			
1	1:17.815	+2.298	10:51:43.466
2	<b>1:15.517</b>		10:52:58.983
3	1:16.866	+1.349	10:54:15.849
4	1:16.199	+0.682	10:55:32.048
5	1:16.717	+1.200	10:56:48.765
6	1:16.628	+1.111	10:58:05.393
7	1:15.912	+0.395	10:59:21.305
<b>(35) Harry MONTGOMERY</b>			
1	1:17.166	+1.950	10:51:42.293
2	1:24.146	+8.930	10:53:06.439
3	1:15.780	+0.564	10:54:22.219
4	1:15.383	+0.167	10:55:37.602
5	1:15.932	+0.716	10:56:53.534
6	<b>1:15.216</b>		10:58:08.750
7	1:15.366	+0.150	10:59:24.116
<b>(25) Joshua WYLIE</b>			
1	1:16.651	+1.192	10:51:41.354
2	1:30.302	+14.843	10:53:11.656
3	1:15.655	+0.196	10:54:27.311
4	1:15.649	+0.190	10:55:42.960
5	<b>1:15.459</b>		10:56:58.419
6	1:15.517	+0.058	10:58:13.936
7	1:16.098	+0.639	10:59:30.034
<b>(19) Conan WARNOCK</b>			
1	1:14.602	+1.387	10:51:39.444
2	<b>1:13.215</b>		10:52:52.659
3	1:13.472	+0.257	10:54:06.131
4	1:14.411	+1.196	10:55:20.542
5	1:14.546	+1.331	10:56:35.088
6	1:14.262	+1.047	10:57:49.350


Clerk of the Course - Nick Clark

Orbits

Timekeepers - David Barr & Keith Mason

Results remain provisional until conclusion of judicial/technical matters

Signed:



(Chief Timekeeper)

Printed: 01/05/2022 11:21:11



**Round 2, Ulster Kart C'ships/Keltic Cup**
**Sorted on Laps**

Junior Max

Nutts Corner National Circuit 0.829 miles

Heat 1

01/05/2022 11:15

Race (7:00 and 1 Laps) started at 11:01:12

Pos	No.	Name	Laps	Total Tm	Diff	Gap	Best Tm	In Lap	2nd Best	Avg Tm
1	46	Bobby Joe McFALL	8	8:46.939			1:05.618	5	1:05.678	1:05.861
2	48	Finlay BROWN	8	8:47.177	0.238	0.238	1:05.515	6	1:05.618	1:05.879
3	72	Gavin DEWART	8	8:48.931	1.992	1.754	1:05.728	6	1:05.870	1:06.116
4	20	Jack MURTAGH	8	8:52.175	5.236	3.244	1:05.693	4	1:05.799	1:06.494
5	92	Reuben KERNOHAN	8	8:54.379	7.440	2.204	1:05.568	6	1:05.582	1:06.154
6	34	Peter GILLILAND	8	8:54.679	7.740	0.300	1:06.360	7	1:06.422	1:06.825
7	33	Joseph McMAHON	8	8:58.412	11.473	3.733	1:05.976	7	1:06.035	1:06.650
8	36	Joe GARDINER	8	8:59.272	12.333	0.860	1:06.275	4	1:06.314	1:07.352
9	11	Carter MOONEY	8	9:00.246	13.307	0.974	1:06.780	3	1:06.815	1:07.484
10	14	Carter KELLY	8	9:01.715	14.776	1.469	1:06.581	5	1:06.594	1:07.053
11	11	James GREER	5	5:39.884	3 Laps	3 Laps	1:06.930	4	1:07.072	1:07.920
Not classified										
DQ	42	Edward McDONNELL	8	9:05.311	DQ		1:07.265	5	1:07.338	1:08.081

**Announcements**

Drivers No.14, 33 &amp; 92: 5-sec penalty C2.3.4 (incorrectly positioned front fairing)

Driver No 42 - excluded from heat: C.3.1.1 (non compliance of bodywork)

Margin of Victory	Avg. Speed	Best Lap Tm	Best Speed	Best Lap by
0.238	45.297	1:05.515	45.541	48 - Finlay BROWN


Clerk of the Course - Nick Clark

Orbits

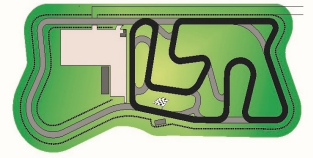
Timekeepers - David Barr &amp; Keith Mason

Results remain provisional until conclusion of judicial/technical matters

Signed:



 Chief  
Timekeeper



### Round 2, Ulster Kart C'ships/Keltic Cup

Junior Max

Nutts Corner National Circuit 0.829 miles

Heat 1

01/05/2022 11:15

Race (7:00 and 1 Laps) started at 11:01:12

Lap	Lap Tm	Diff	Time of Day
<b>(46) Bobby Joe McFALL</b>			
1	1:06.560	+0.942	11:02:19.130
2	1:05.858	+0.240	11:03:24.988
3	1:05.897	+0.279	11:04:30.885
4	1:05.719	+0.101	11:05:36.604
5	<b>1:05.618</b>		11:06:42.222
6	1:05.678	+0.060	11:07:47.900
7	1:05.754	+0.136	11:08:53.654
8	1:05.807	+0.189	11:09:59.461
<b>(48) Finlay BROWN</b>			
1	1:07.254	+1.739	11:02:19.916
2	1:05.666	+0.151	11:03:25.582
3	1:05.723	+0.208	11:04:31.305
4	1:05.708	+0.193	11:05:37.013
5	1:05.618	+0.103	11:06:42.631
6	<b>1:05.515</b>		11:07:48.146
7	1:05.758	+0.243	11:08:53.904
8	1:05.795	+0.280	11:09:59.699
<b>(72) Gavin DEWART</b>			
1	1:07.102	+1.374	11:02:19.624
2	1:06.387	+0.659	11:03:26.011
3	1:05.937	+0.209	11:04:31.948
4	1:05.960	+0.232	11:05:37.908
5	1:05.870	+0.142	11:06:43.778
6	<b>1:05.728</b>		11:07:49.506
7	1:06.011	+0.283	11:08:55.517
8	1:05.936	+0.206	11:10:01.453
<b>(20) Jack MURTAGH</b>			
1	1:08.044	+2.351	11:02:20.783
2	1:06.812	+1.119	11:03:27.595
3	1:07.561	+1.868	11:04:35.156
4	<b>1:05.693</b>		11:05:40.849
5	1:06.191	+0.498	11:06:47.040
6	1:05.944	+0.251	11:07:52.984
7	1:05.914	+0.221	11:08:58.898
8	1:05.799	+0.106	11:10:04.697
<b>(92) Reuben KERNOHAN</b>			
1	1:08.538	+2.970	11:02:21.206
2	1:06.044	+0.476	11:03:27.250
3	1:05.835	+0.267	11:04:33.085
4	1:05.819	+0.251	11:05:38.904
5	1:05.582	+0.014	11:06:44.486
6	<b>1:05.568</b>		11:07:50.054
7	1:05.785	+0.217	11:08:55.839
8	1:06.062	+0.494	11:10:01.901
<b>(34) Peter GILLILAND</b>			
1	1:07.956	+1.596	11:02:20.552
2	1:06.626	+0.266	11:03:27.178
3	1:07.046	+0.686	11:04:34.224
4	1:06.422	+0.062	11:05:40.646
5	1:06.936	+0.576	11:06:47.582
6	1:06.749	+0.389	11:07:54.331
7	<b>1:06.360</b>		11:09:00.691
8	1:06.510	+0.150	11:10:07.201
<b>(33) Joseph McMAHON</b>			
1	1:08.990	+3.014	11:02:21.723
2	1:06.871	+0.895	11:03:28.594
3	1:06.541	+0.565	11:04:35.135
4	1:06.556	+0.580	11:05:41.691

Lap	Lap Tm	Diff	Time of Day
5	1:06.077	+0.101	11:06:47.768
6	1:06.035	+0.059	11:07:53.803
7	<b>1:05.976</b>		11:08:59.779
8	1:06.155	+0.179	11:10:05.934
<b>(36) Joe GARDINER</b>			
1	1:09.179	+2.904	11:02:22.151
2	1:11.401	+5.126	11:03:33.552
3	1:06.336	+0.061	11:04:39.888
4	<b>1:06.275</b>		11:05:46.163
5	1:06.391	+0.116	11:06:52.554
6	1:06.462	+0.187	11:07:59.016
7	1:06.464	+0.189	11:09:05.480
8	1:06.314	+0.039	11:10:11.794
<b>(11) Carter MOONEY</b>			
1	1:09.542	+2.762	11:02:22.438
2	1:07.241	+0.461	11:03:29.679
3	<b>1:06.780</b>		11:04:36.459
4	1:06.815	+0.035	11:05:43.274
5	1:07.230	+0.450	11:06:50.504
6	1:07.379	+0.599	11:07:57.883
7	1:07.317	+0.537	11:09:05.200
8	1:07.568	+0.788	11:10:12.768
<b>(14) Carter KELLY</b>			
1	1:08.604	+2.023	11:02:21.416
2	1:06.630	+0.049	11:03:28.046
3	1:07.203	+0.622	11:04:35.249
4	1:07.124	+0.543	11:05:42.373
5	<b>1:06.581</b>		11:06:48.954
6	1:06.753	+0.172	11:07:55.707
7	1:06.936	+0.355	11:09:02.643
8	1:06.594	+0.013	11:10:09.237
<b>(11) James GREER</b>			
1	1:10.281	+3.351	11:02:23.085
2	1:07.751	+0.821	11:03:30.836
3	1:07.072	+0.142	11:04:37.908
4	<b>1:06.930</b>		11:05:44.838
5	1:07.568	+0.638	11:06:52.406
<b>(42) Edward McDONNELL</b>			
1	1:10.205	+2.940	11:02:23.388
2	1:07.786	+0.521	11:03:31.174
3	1:08.274	+1.009	11:04:39.448
4	1:07.917	+0.652	11:05:47.365
5	<b>1:07.265</b>		11:06:54.630
6	1:07.338	+0.073	11:08:01.968
7	1:07.767	+0.502	11:09:09.735
8	1:08.098	+0.833	11:10:17.833


Clerk of the Course - Nick Clark

Orbits

Timekeepers - David Barr & Keith Mason

Results remain provisional until conclusion of judicial/technical matters

Signed:



(Chief Timekeeper)

Printed: 01/05/2022 11:52:14





Round 2, Ulster Kart C'ships/Keltic Cup

Sorted on Laps

Time Cadet

Nutts Corner National Circuit 0.829 miles

Heat 1

01/05/2022 11:30

Race (7:00 and 1 Laps) started at 11:12:57

Pos	No.	Name	Laps	Total Tm	Diff	Gap	Best Tm	In Lap	2nd Best	Avg Tm
1	31	Jason PARK	7	8:24.770			1:11.993	6	1:12.025	1:12.110
2	77	Kenzie McNALLY	7	8:26.590	1.820	1.820	1:11.967	7	1:12.075	1:12.329
3	27	Brogan McDONALD	7	8:36.332	11.562	9.742	1:13.311	6	1:13.358	1:13.734
4	94	James LOGAN	7	8:36.568	11.798	0.236	1:13.171	2	1:13.255	1:13.722
5	93	Johnston STEWART	7	8:37.965	13.195	1.397	1:13.279	3	1:13.371	1:13.916
6	193	Andie STEWART	7	8:47.023	22.253	9.058	1:13.231	3	1:13.401	1:15.246
7	49	Tony CALVIN	7	9:15.195	50.425	28.172	1:17.995	7	1:18.060	1:19.173

Margin of Victory	Avg. Speed	Best Lap Tm	Best Speed	Best Lap by
1.820	41.376	1:11.967	41.458	77 - Kenzie McNALLY


Clerk of the Course - Nick Clark

Orbits

Timekeepers - David Barr & Keith Mason

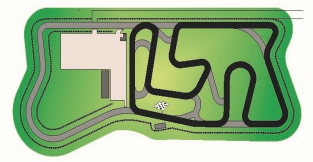
Results remain provisional until conclusion of judicial/technical matters

Signed:



Chief  
Timekeeper





Round 2, Ulster Kart C'ships/Keltic Cup

Iame Cadet

Nutts Corner National Circuit 0.829 miles

Heat 1

01/05/2022 11:30

Race (7:00 and 1 Laps) started at 11:12:57

Lap	Lap Tm	Diff	Time of Day	Lap	Lap Tm	Diff	Time of Day	Lap	Lap Tm	Diff	Time of Day
<b>(31) Jason PARK</b>											
1	1:12.156	+0.163	11:14:09.938								
2	1:12.150	+0.157	11:15:22.088								
3	1:12.049	+0.056	11:16:34.137								
4	1:12.152	+0.159	11:17:46.289								
5	1:12.245	+0.252	11:18:58.534								
6	<b>1:11.993</b>		11:20:10.527								
7	1:12.025	+0.032	11:21:22.552								
<b>(77) Kenzie McNALLY</b>											
1	1:12.588	+0.621	11:14:10.656								
2	1:13.020	+1.053	11:15:23.676								
3	1:12.221	+0.254	11:16:35.897								
4	1:12.346	+0.379	11:17:48.243								
5	1:12.087	+0.120	11:19:00.330								
6	1:12.075	+0.108	11:20:12.405								
7	<b>1:11.967</b>		11:21:24.372								
<b>(27) Brogan McDONALD</b>											
1	1:14.081	+0.770	11:14:12.051								
2	1:13.494	+0.183	11:15:25.545								
3	1:13.928	+0.617	11:16:39.473								
4	1:14.138	+0.827	11:17:53.611								
5	1:13.358	+0.047	11:19:06.969								
6	<b>1:13.311</b>		11:20:20.280								
7	1:13.834	+0.523	11:21:34.114								
<b>(94) James LOGAN</b>											
1	1:14.824	+1.653	11:14:13.117								
2	<b>1:13.171</b>		11:15:26.288								
3	1:13.255	+0.084	11:16:39.543								
4	1:13.943	+0.772	11:17:53.486								
5	1:13.416	+0.245	11:19:06.902								
6	1:13.260	+0.089	11:20:20.162								
7	1:14.188	+1.017	11:21:34.350								
<b>(93) Johnston STEWART</b>											
1	1:15.348	+2.069	11:14:13.682								
2	1:13.763	+0.484	11:15:27.445								
3	<b>1:13.279</b>		11:16:40.724								
4	1:14.012	+0.733	11:17:54.736								
5	1:13.940	+0.661	11:19:08.676								
6	1:13.371	+0.092	11:20:22.047								
7	1:13.700	+0.421	11:21:35.747								
<b>(193) Andie STEWART</b>											
1	1:14.989	+1.758	11:14:13.071								
2	1:13.401	+0.170	11:15:26.472								
3	<b>1:13.231</b>		11:16:39.703								
4	1:14.091	+0.860	11:17:53.794								
5	1:22.291	+9.060	11:19:16.085								
6	1:14.488	+1.257	11:20:30.573								
7	1:14.232	+1.001	11:21:44.805								
<b>(49) Tony CALVIN</b>											
1	1:20.336	+2.341	11:14:19.097								
2	1:19.868	+1.873	11:15:38.965								
3	1:18.748	+0.753	11:16:57.713								
4	1:19.142	+1.147	11:18:16.855								
5	1:20.067	+2.072	11:19:36.922								
6	1:18.060	+0.065	11:20:54.982								
7	<b>1:17.995</b>		11:22:12.977								

Clerk of the Course - Nick Clark

Orbits

Timekeepers - David Barr & Keith Mason

Results remain provisional until conclusion of judicial/technical matters

Signed:  (Chief Timekeeper)

Printed: 01/05/2022 11:35:58



Round 2, Ulster Kart C'ships/Keltic Cup

Sorted on Laps

Mini Max

Nutts Corner National Circuit 0.829 miles

Heat 1

01/05/2022 11:45

Race (7:00 and 1 Laps) started at 11:29:29

Pos	No.	Name	Laps	Total Tm	Diff	Gap	Best Tm	In Lap	2nd Best	Avg Tm
1	10	Daniel KILPATRICK	8	9:07.156			1:08.143	7	1:08.148	1:08.394
2	22	Cole McFADDEN BIGGERSTAFF	8	9:14.383	7.227	7.227	1:08.819	2	1:08.895	1:09.252
3	21	Jamie KIDNEY	8	9:22.173	15.017	7.790	1:09.484	8	1:09.671	1:10.235
4	88	Lewis ARTHUR	8	9:28.585	21.429	6.412	1:10.468	4	1:10.537	1:11.001
5	30	John O'NEILL	8	9:47.098	39.942	18.513	1:11.450	8	1:11.743	1:13.294
6	55	Dennis CHERRY	8	9:54.516	47.360	7.418	1:10.717	3	1:10.755	1:14.195

Margin of Victory	Avg. Speed	Best Lap Tm	Best Speed	Best Lap by
7.227	43.624	1:08.143	43.785	10 - Daniel KILPATRICK


Clerk of the Course - Nick Clark

Orbits

Timekeepers - David Barr & Keith Mason

Results remain provisional until conclusion of judicial/technical matters

Signed:



Chief  
Timekeeper



Round 2, Ulster Kart C'ships/Keltic Cup

Mini Max

Nutts Corner National Circuit 0.829 miles

Heat 1

01/05/2022 11:45

Race (7:00 and 1 Laps) started at 11:29:29

Lap	Lap Tm	Diff	Time of Day	Lap	Lap Tm	Diff	Time of Day	Lap	Lap Tm	Diff	Time of Day
<b>(10) Daniel KILPATRICK</b>											
1	1:08.689	+0.546	11:30:38.625								
2	1:08.607	+0.464	11:31:47.232								
3	1:08.148	+0.005	11:32:55.380								
4	1:08.318	+0.175	11:34:03.698								
5	1:08.470	+0.327	11:35:12.168								
6	1:08.405	+0.262	11:36:20.573								
7	<b>1:08.143</b>		11:37:28.716								
8	1:08.376	+0.233	11:38:37.092								
<b>(22) Cole McFADDEN BIGGERSTAFF</b>											
1	1:10.769	+1.950	11:30:41.071								
2	<b>1:08.819</b>		11:31:49.890								
3	1:08.976	+0.157	11:32:58.866								
4	1:09.023	+0.204	11:34:07.889								
5	1:08.946	+0.127	11:35:16.835								
6	1:09.208	+0.389	11:36:26.043								
7	1:08.895	+0.076	11:37:34.938								
8	1:09.381	+0.562	11:38:44.319								
<b>(21) Jamie KIDNEY</b>											
1	1:12.577	+3.093	11:30:42.805								
2	1:10.558	+1.074	11:31:53.363								
3	1:09.975	+0.491	11:33:03.338								
4	1:09.937	+0.453	11:34:13.275								
5	1:09.861	+0.377	11:35:23.136								
6	1:09.671	+0.187	11:36:32.807								
7	1:09.818	+0.334	11:37:42.625								
8	<b>1:09.484</b>		11:38:52.109								
<b>(88) Lewis ARTHUR</b>											
1	1:12.179	+1.711	11:30:42.691								
2	1:11.061	+0.593	11:31:53.752								
3	1:10.537	+0.069	11:33:04.289								
4	<b>1:10.468</b>		11:34:14.757								
5	1:10.543	+0.075	11:35:25.300								
6	1:10.984	+0.516	11:36:36.284								
7	1:11.083	+0.615	11:37:47.367								
8	1:11.154	+0.686	11:38:58.521								
<b>(30) John O'NEILL</b>											
1	1:13.740	+2.290	11:30:44.421								
2	1:20.509	+9.059	11:32:04.930								
3	1:12.230	+0.780	11:33:17.160								
4	1:11.991	+0.541	11:34:29.151								
5	1:12.476	+1.026	11:35:41.627								
6	1:11.743	+0.293	11:36:53.370								
7	1:12.214	+0.764	11:38:05.584								
8	<b>1:11.450</b>		11:39:17.034								
<b>(55) Dennis CHERRY</b>											
1	1:14.170	+3.453	11:30:45.062								
2	1:12.073	+1.356	11:31:57.135								
3	<b>1:10.717</b>		11:33:07.852								
4	1:10.755	+0.038	11:34:18.607								
5	1:11.241	+0.524	11:35:29.848								
6	1:12.392	+1.675	11:36:42.240								
7	1:11.041	+0.324	11:37:53.281								
8	1:31.171	+20.454	11:39:24.452								

Clerk of the Course - Nick Clark

Orbits

Timekeepers - David Barr & Keith Mason

Results remain provisional until conclusion of judicial/technical matters

Signed:  (Chief Timekeeper)

Printed: 01/05/2022 11:40:54

Round 2, Ulster Kart C'ships/Keltic Cup

Sorted on best lap time

Bambino

Nutts Corner National Circuit 0.829 miles

Timed Qualification

01/05/2022 12:00

Qualifying (5:00 Time) started at 11:44:23

Pos	No.	Name	Best Tm	Diff	Gap	In Lap	2nd Best	Avg Tm	Laps led
1	33	Lewis HAZLETT	1:28.165			2	1:28.526	1:30.073	0
2	36	Ethan ROBINSON	1:29.289	1.124	1.124	4	1:29.832	1:29.991	4
3	66	Ryan ARMSTRONG	1:30.934	2.769	1.645	4	1:30.944	1:31.125	0
4	42	Jack HARNEY	1:31.001	2.836	0.067	4	1:31.032	1:31.714	0
5	75	Callum McVEIGH	1:32.135	3.970	1.134	4	1:32.769	1:32.859	0
6	24	Jessica WYLIE	1:37.887	9.722	5.752	3	1:38.447	1:38.817	0


Clerk of the Course - Nick Clark

Orbits

Timekeepers - David Barr & Keith Mason

Results remain provisional until conclusion of judicial/technical matters

Signed:



(Chief Timekeeper)

Printed: 01/05/2022 11:57:41

Round 2, Ulster Kart C'ships/Keltic Cup

Bambino

Nutts Corner National Circuit 0.829 miles

Timed Qualification

01/05/2022 12:00

Qualifying (5:00 Time) started at 11:44:23

Lap	Lap Tm	Diff	Time of Day	Lap	Lap Tm	Diff	Time of Day	Lap	Lap Tm	Diff	Time of Day
<b>(33) Lewis HAZLETT</b>											
1	1:34.894	+6.729	11:46:18.381								
2	<b>1:28.165</b>		11:47:46.546								
3	1:28.709	+0.544	11:49:15.255								
4	1:28.526	+0.361	11:50:43.781								
<b>(36) Ethan ROBINSON</b>											
1	1:30.694	+1.405	11:45:53.876								
2	1:30.149	+0.860	11:47:24.025								
3	1:29.832	+0.543	11:48:53.857								
4	<b>1:29.289</b>		11:50:23.146								
<b>(66) Ryan ARMSTRONG</b>											
1	1:31.673	+0.739	11:46:03.162								
2	1:30.944	+0.010	11:47:34.106								
3	1:30.950	+0.016	11:49:05.056								
4	<b>1:30.934</b>		11:50:35.990								
<b>(42) Jack HARNEY</b>											
1	1:32.711	+1.710	11:46:14.489								
2	1:32.113	+1.112	11:47:46.602								
3	1:31.032	+0.031	11:49:17.634								
4	<b>1:31.001</b>		11:50:48.635								
<b>(75) Callum McVEIGH</b>											
1	1:33.388	+1.253	11:46:09.970								
2	1:32.769	+0.634	11:47:42.739								
3	1:33.144	+1.009	11:49:15.883								
4	<b>1:32.135</b>		11:50:48.018								
<b>(24) Jessica WYLIE</b>											
1	1:39.945	+2.058	11:46:37.044								
2	1:38.447	+0.560	11:48:15.491								
3	<b>1:37.887</b>		11:49:53.378								
4	1:38.992	+1.105	11:51:32.370								


Clerk of the Course - Nick Clark

Orbits

Timekeepers - David Barr & Keith Mason

Results remain provisional until conclusion of judicial/technical matters

Signed:



(Chief Timekeeper)

Printed: 01/05/2022 11:57:58

**Round 2, Ulster Kart C'ships/Keltic Cup**
**Sorted on Laps**

Senior Max

Nutts Corner National Circuit 0.829 miles

Heat 1

01/05/2022 12:15

Race (7:00 and 1 Laps) started at 11:55:48

Pos	No.	Name	Laps	Total Tm	Diff	Gap	Best Tm	In Lap	2nd Best	Avg Tm
Senior Max										
1	61	Gary TURKINGTON	8	8:38.853			1:04.579	8	1:04.631	1:04.855
2	43	Ben McFALL	8	8:47.529	8.676	8.676	1:04.873	8	1:04.902	1:05.286
3	26	Daniel CONLON	8	8:49.891	11.038	2.362	1:04.560	8	1:04.651	1:05.562
4	33	Pearse MURTAGH	8	8:50.055	11.202	0.164	1:05.478	8	1:05.565	1:06.256
5	32	Gary BLAIR	8	8:50.449	11.596	0.394	1:05.449	4	1:05.454	1:06.253
6	20	Zak LECKEY	8	8:51.226	12.373	0.777	1:05.180	8	1:05.408	1:06.305
7	1	Conor McPOLIN	8	8:52.756	13.903	1.530	1:04.986	7	1:05.161	1:05.797
8	12	Johnny CLYDE	8	8:53.910	15.057	1.154	1:05.560	8	1:05.895	1:06.543
9	35	James GILLILAND	8	8:57.310	18.457	3.400	1:05.565	8	1:06.174	1:06.986
10	24	Jason HETHERINGTON	8	9:01.146	22.293	3.836	1:06.608	8	1:06.674	1:07.599
11	31	Aaron WALKER	8	9:01.546	22.693	0.400	1:06.634	8	1:06.638	1:07.591
12	45	Sean SPRATT	8	9:02.646	23.793	1.100	1:05.905	6	1:06.237	1:07.632
13	11	Philip MAGUIRE	8	9:05.032	26.179	2.386	1:06.241	8	1:06.331	1:07.969
14	NW	Simon ALLEN	8	9:08.680	29.827	3.648	1:07.104	8	1:07.452	1:08.416
15	55	Ben McDOWELL	2	2:15.705	6 Laps	6 Laps	1:06.605	2	1:08.600	1:07.602

Not classified

DNS 36 Neville BELL DNS 0

Senior Max 177

1	69	Richard MALCOLMSON	8	9:03.484			1:06.479	4	1:06.553	1:07.290
2	77	Samuel ALLEN	8	9:07.339	3.855	3.855	1:06.531	8	1:06.761	1:07.421
3	28	Marc VASEY	8	9:14.067	10.583	6.728	1:06.911	6	1:07.007	1:08.010
4	21	Jamie LECKEY	7	8:18.390	1 Lap	1 Lap	1:07.055	7	1:07.254	1:09.600

Announcements

Drivers No. 1, 28, 26, 43 &amp; 77: 5-sec penalty C2.3.4 (incorrectly positioned front fairing)

Margin of Victory	Avg. Speed	Best Lap Tm	Best Speed	Best Lap by
8.676	46.003	1:04.560	46.214	26 - Daniel CONLON


Clerk of the Course - Nick Clark

Orbits

Timekeepers - David Barr &amp; Keith Mason

Results remain provisional until conclusion of judicial/technical matters

Signed:



 Chief  
Timekeeper

### Round 2, Ulster Kart C'ships/Keltic Cup

Senior Max

Nutts Corner National Circuit 0.829 miles

Heat 1

01/05/2022 12:15

Race (7:00 and 1 Laps) started at 11:55:48

Lap	Lap Tm	Diff	Time of Day	Lap	Lap Tm	Diff	Time of Day	Lap	Lap Tm	Diff	Time of Day																
<b>(61) Gary TURKINGTON</b>																											
1	1:05.445	+0.866	11:56:53.807	5	1:05.401	+0.415	12:01:20.544	1	1:12.381	+6.140	11:57:02.011																
2	1:04.835	+0.256	11:57:58.642	6	1:05.161	+0.175	12:02:25.705	2	1:09.634	+3.393	11:58:11.645																
3	1:04.950	+0.371	11:59:03.592	7	<b>1:04.986</b>		12:03:30.691	3	1:07.448	+1.207	11:59:19.093																
4	1:04.733	+0.154	12:00:08.325	8	1:05.417	+0.431	12:04:36.108	4	1:07.895	+1.654	12:00:26.988																
5	1:04.863	+0.284	12:01:13.188	<b>(12) Johnny CLYDE</b>																							
6	1:04.631	+0.052	12:02:17.819	1	1:09.517	+3.957	11:56:59.431	5	1:06.831	+0.590	12:02:40.812																
7	1:04.807	+0.228	12:03:22.626	2	1:07.086	+1.526	11:58:06.517	6	1:06.831	+0.590	12:02:40.812																
8	<b>1:04.579</b>		12:04:27.205	3	1:06.345	+0.785	11:59:12.862	7	1:06.331	+0.090	12:03:47.143																
<b>(43) Ben McFALL</b>																											
1	1:06.466	+1.593	11:56:55.059	4	1:05.895	+0.335	12:00:18.757	8	<b>1:06.241</b>		12:04:53.384																
2	1:05.465	+0.592	11:58:00.524	5	1:06.012	+0.452	12:01:24.769	<b>(77) Samuel ALLEN</b>																			
3	1:05.282	+0.409	11:59:05.806	6	1:05.897	+0.337	12:02:30.666	1	1:09.981	+3.450	11:57:01.297																
4	1:05.054	+0.181	12:00:10.860	7	1:06.036	+0.476	12:03:36.702	2	1:07.808	+1.277	11:58:09.105																
5	1:05.255	+0.382	12:01:16.115	8	<b>1:05.560</b>		12:04:42.262	3	1:07.217	+0.686	11:59:16.322																
6	1:04.991	+0.118	12:02:21.106	<b>(35) James GILLILAND</b>																							
7	1:04.902	+0.029	12:03:26.008	1	1:10.628	+5.063	11:57:00.395	4	1:07.231	+0.700	12:00:23.553																
8	<b>1:04.873</b>		12:04:30.881	2	1:07.271	+1.706	11:58:07.666	5	1:06.761	+0.230	12:01:30.314																
<b>(26) Daniel CONLON</b>																											
1	1:07.360	+2.800	11:56:56.107	3	1:06.972	+1.407	11:59:14.638	6	1:06.911	+0.380	12:02:37.225																
2	1:06.795	+2.235	11:58:02.902	4	1:06.446	+0.881	12:00:21.084	7	1:06.935	+0.404	12:03:44.160																
3	1:06.300	+1.740	11:59:09.202	5	1:06.377	+0.812	12:01:27.461	8	<b>1:06.531</b>		12:04:50.691																
4	1:05.149	+0.589	12:00:14.351	6	1:06.174	+0.609	12:02:33.635	<b>(NW) Simon ALLEN</b>																			
5	1:04.800	+0.240	12:01:19.151	7	1:06.462	+0.897	12:03:40.097	1	1:11.452	+4.348	11:57:01.155																
6	1:04.881	+0.321	12:02:24.032	8	<b>1:05.565</b>		12:04:45.662	2	1:09.197	+2.093	11:58:10.352																
7	1:04.651	+0.091	12:03:28.683	<b>(24) Jason HETHERINGTON</b>																							
8	<b>1:04.560</b>		12:04:33.243	1	1:10.181	+3.573	11:56:58.884	3	1:08.549	+1.445	11:59:18.901																
<b>(33) Pearse MURTAGH</b>																											
1	1:07.720	+2.242	11:56:56.072	2	1:08.254	+1.646	11:58:07.138	4	1:08.479	+1.375	12:00:27.380																
2	1:06.764	+1.286	11:58:02.836	3	1:08.053	+1.445	11:59:15.191	5	1:07.588	+0.484	12:01:34.968																
3	1:06.319	+0.841	11:59:09.155	4	1:07.291	+0.683	12:00:22.482	6	1:07.508	+0.404	12:02:42.476																
4	1:06.096	+0.618	12:00:15.251	5	1:06.738	+0.130	12:01:29.220	7	1:07.452	+0.348	12:03:49.928																
5	1:06.290	+0.812	12:01:21.541	6	1:06.996	+0.388	12:02:36.216	8	<b>1:07.104</b>		12:04:57.032																
6	1:05.823	+0.345	12:02:27.364	7	1:06.674	+0.066	12:03:42.890	<b>(28) Marc VASEY</b>																			
7	1:05.565	+0.087	12:03:32.929	8	<b>1:06.608</b>		12:04:49.498	1	1:10.036	+3.125	11:57:03.373																
8	<b>1:05.478</b>		12:04:38.407	<b>(31) Aaron WALKER</b>																							
<b>(32) Gary BLAIR</b>																											
1	1:08.352	+2.903	11:56:57.129	1	1:10.527	+3.893	11:56:59.696	2	1:08.639	+1.728	11:58:12.012																
2	1:06.652	+1.203	11:58:03.781	2	1:08.770	+2.136	11:58:08.466	3	1:08.762	+1.851	11:59:20.774																
3	1:07.178	+1.729	11:59:10.959	3	1:07.561	+0.927	11:59:16.027	4	1:07.559	+0.648	12:00:28.333																
4	<b>1:05.449</b>		12:00:16.408	4	1:07.098	+0.464	12:00:23.125	5	1:07.752	+0.841	12:01:36.085																
5	1:05.654	+0.205	12:01:22.062	5	1:06.638	+0.004	12:01:29.763	6	<b>1:06.911</b>		12:02:42.996																
6	1:05.646	+0.197	12:02:27.708	6	1:06.845	+0.211	12:02:36.608	7	1:07.007	+0.096	12:03:50.003																
7	1:05.639	+0.190	12:03:33.347	7	1:06.656	+0.022	12:03:43.264	8	1:07.416	+0.505	12:04:57.419																
8	1:05.454	+0.005	12:04:38.801	8	<b>1:06.634</b>		12:04:49.898	<b>(21) Jamie LECKEY</b>																			
<b>(20) Zak LECKEY</b>																											
1	1:09.930	+4.750	11:56:59.068	<b>(45) Sean SPRATT</b>																							
2	1:06.468	+1.288	11:58:05.536	1	1:10.060	+4.155	11:56:59.998	1	1:08.506	+1.451	11:57:08.047																
3	1:06.056	+0.876	11:59:11.592	2	1:12.132	+6.227	11:58:12.130	2	1:09.594	+2.539	11:58:17.641																
4	1:05.929	+0.749	12:00:17.521	3	1:07.248	+1.343	11:59:19.378	3	1:12.426	+5.371	11:59:30.067																
5	1:05.729	+0.549	12:01:23.250	4	1:06.622	+0.717	12:00:26.000	4	1:07.500	+0.445	12:00:37.567																
6	1:05.740	+0.560	12:02:28.990	5	1:06.468	+0.563	12:01:32.468	5	1:14.866	+7.811	12:01:52.433																
7	1:05.408	+0.228	12:03:34.398	6	<b>1:05.905</b>		12:02:38.373	6	1:07.254	+0.199	12:02:59.687																
8	<b>1:05.180</b>		12:04:39.578	7	1:06.237	+0.332	12:03:44.610	7	<b>1:07.055</b>		12:04:06.742																
<b>(1) Conor McPOLIN</b>																											
1	1:07.665	+2.679	11:56:57.391	<b>(69) Richard MALCOLMSON</b>																							
2	1:06.523	+1.537	11:58:03.914	1	1:09.130	+2.651	11:57:02.640	1	1:08.600	+1.995	11:56:57.452																
3	1:05.858	+0.872	11:59:09.772	2	1:08.019	+1.540	11:58:10.659	2	<b>1:06.605</b>		11:58:04.057																
4	1:05.371	+0.385	12:00:15.143	3	1:07.088	+0.609	11:59:17.747	<b>(11) Phillip MAGUIRE</b>																			
<b>(11) Phillip MAGUIRE</b>																											
1	1:07.166	+0.687	12:03:44.631	4	<b>1:06.479</b>		12:00:24.226																				
2	1:06.686	+0.207	12:02:37.465	5	1:06.553	+0.074	12:01:30.779																				
3	1:07.166	+0.687	12:03:44.631	6	1:06.686	+0.207	12:02:37.465																				
4	1:07.205	+0.726	12:04:51.836	7	1:07.166	+0.687	12:03:44.631																				
												8	1:07.205	+0.726	12:04:51.836												

Clerk of the Course - Nick Clark

Orbits

Timekeepers - David Barr & Keith Mason

Results remain provisional until conclusion of judicial/technical matters

Signed:  (Chief Timekeeper)



**Round 2, Ulster Kart C'ships/Keltic Cup**
**Sorted on Laps**

Honda Cadet

Nutts Corner National Circuit 0.829 miles

Heat 2

01/05/2022 12:30

Race (7:00 and 1 Laps) started at 12:09:07

Pos	No.	Name	Laps	Total Tm	Diff	Gap	Best Tm	In Lap	2nd Best	Avg Tm
1	IGP	Joel MURPHY	7	8:23.060			1:11.261	6	1:11.295	1:11.864
2	17	Charlie CONDY	7	8:26.513	3.453	3.453	1:11.524	7	1:11.799	1:12.336
3	18	Archie CONDY	7	8:26.569	3.509	0.056	1:11.277	7	1:11.693	1:12.307
4	32	Harry McDOWELL	7	8:30.732	7.672	4.163	1:11.597	7	1:11.866	1:12.778
5	19	Conan WARNOCK	7	8:31.614	8.554	0.882	1:11.959	7	1:12.171	1:13.062
6	54	Max COLBERT	7	8:32.134	9.074	0.520	1:12.313	3	1:12.346	1:13.033
7	99	Travis BAILIE	7	8:33.317	10.257	1.183	1:12.152	6	1:12.398	1:13.184
8	36	Declan NOBLE	7	8:35.551	12.491	2.234	1:12.126	5	1:12.312	1:13.545
9	11	Ryan ARTHUR	7	8:37.926	14.866	2.375	1:12.858	6	1:13.026	1:13.934
10	29	Noah McFARLANE	7	8:38.916	15.856	0.990	1:11.578	7	1:11.715	1:13.981
11	35	Harry MONTGOMERY	7	8:42.704	19.644	3.788	1:13.551	6	1:13.941	1:14.672
12	25	Joshua WYLIE	7	8:47.756	24.696	5.052	1:13.544	7	1:13.632	1:15.379
13	46	Evan PURCELL	7	8:48.449	25.389	0.693	1:13.209	4	1:13.272	1:15.393

Margin of Victory	Avg. Speed	Best Lap Tm	Best Speed	Best Lap by
3.453	41.516	1:11.261	41.869	IGP - Joel MURPHY


Clerk of the Course - Nick Clark

Orbits

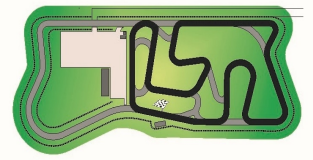
Timekeepers - David Barr &amp; Keith Mason

Results remain provisional until conclusion of judicial/technical matters

Signed:



 Chief  
Timekeeper



### Round 2, Ulster Kart C'ships/Keltic Cup

Honda Cadet

Nutts Corner National Circuit 0.829 miles

Heat 2

01/05/2022 12:30

Race (7:00 and 1 Laps) started at 12:09:07

Lap	Lap Tm	Diff	Time of Day
<b>(IGP) Joel MURPHY</b>			
1	1:13.292	+2.031	12:10:20.411
2	1:12.206	+0.945	12:11:32.617
3	1:11.861	+0.600	12:12:44.478
4	1:11.556	+0.295	12:13:56.034
5	1:11.581	+0.320	12:15:07.615
6	<b>1:11.261</b>		12:16:18.876
7	1:11.295	+0.034	12:17:30.171
<b>(17) Charlie CONDY</b>			
1	1:14.707	+3.183	12:10:21.976
2	1:12.041	+0.517	12:11:34.017
3	1:12.363	+0.839	12:12:46.380
4	1:12.087	+0.563	12:13:58.467
5	1:11.799	+0.275	12:15:10.266
6	1:11.834	+0.310	12:16:22.100
7	<b>1:11.524</b>		12:17:33.624
<b>(18) Archie CONDY</b>			
1	1:14.936	+3.659	12:10:22.461
2	1:12.017	+0.740	12:11:34.478
3	1:12.195	+0.918	12:12:46.673
4	1:12.076	+0.799	12:13:58.749
5	1:11.961	+0.684	12:15:10.710
6	1:11.693	+0.416	12:16:22.403
7	<b>1:11.277</b>		12:17:33.680
<b>(32) Harry McDOWELL</b>			
1	1:15.679	+4.082	12:10:24.075
2	1:13.111	+1.514	12:11:37.186
3	1:12.660	+1.063	12:12:49.846
4	1:12.073	+0.476	12:14:01.919
5	1:12.461	+0.864	12:15:14.380
6	1:11.866	+0.269	12:16:26.246
7	<b>1:11.597</b>		12:17:37.843
<b>(19) Conan WARNOCK</b>			
1	1:16.572	+4.613	12:10:23.859
2	1:13.098	+1.139	12:11:36.957
3	1:12.941	+0.982	12:12:49.898
4	1:12.266	+0.307	12:14:02.164
5	1:12.431	+0.472	12:15:14.595
6	1:12.171	+0.212	12:16:26.766
7	<b>1:11.959</b>		12:17:38.725
<b>(54) Max COLBERT</b>			
1	1:15.290	+2.977	12:10:23.300
2	1:13.326	+1.013	12:11:36.626
3	<b>1:12.313</b>		12:12:48.939
4	1:12.700	+0.387	12:14:01.639
5	1:12.565	+0.252	12:15:14.204
6	1:12.695	+0.382	12:16:26.899
7	1:12.346	+0.033	12:17:39.245
<b>(99) Travis BAILIE</b>			
1	1:16.207	+4.055	12:10:24.347
2	1:13.394	+1.242	12:11:37.741
3	1:12.398	+0.246	12:12:50.139
4	1:12.902	+0.750	12:14:03.041
5	1:12.664	+0.512	12:15:15.705
6	<b>1:12.152</b>		12:16:27.857
7	1:12.571	+0.419	12:17:40.428
<b>(36) Declan NOBLE</b>			
1	1:17.051	+4.925	12:10:24.892

Lap	Lap Tm	Diff	Time of Day
2	1:14.330	+2.204	12:11:39.222
3	1:13.711	+1.585	12:12:52.933
4	1:12.795	+0.669	12:14:05.728
5	<b>1:12.126</b>		12:15:17.854
6	1:12.496	+0.370	12:16:30.350
7	1:12.312	+0.186	12:17:42.662
<b>(11) Ryan ARTHUR</b>			
1	1:17.270	+4.412	12:10:24.763
2	1:14.189	+1.331	12:11:38.952
3	1:13.961	+1.103	12:12:52.913
4	1:13.160	+0.302	12:14:06.073
5	1:13.026	+0.168	12:15:19.099
6	<b>1:12.858</b>		12:16:31.957
7	1:13.080	+0.222	12:17:45.037
<b>(29) Noah McFARLANE</b>			
1	1:15.705	+4.127	12:10:23.863
2	1:12.853	+1.275	12:11:36.716
3	1:22.048	+10.470	12:12:58.764
4	1:11.926	+0.348	12:14:10.690
5	1:11.715	+0.137	12:15:22.405
6	1:12.044	+0.466	12:16:34.449
7	<b>1:11.578</b>		12:17:46.027
<b>(35) Harry MONTGOMERY</b>			
1	1:15.318	+1.767	12:10:22.429
2	1:16.624	+3.073	12:11:39.053
3	1:15.108	+1.557	12:12:54.161
4	1:14.166	+0.615	12:14:08.327
5	1:13.996	+0.445	12:15:22.323
6	<b>1:13.551</b>		12:16:35.874
7	1:13.941	+0.390	12:17:49.815
<b>(25) Joshua WYLIE</b>			
1	1:22.984	+9.440	12:10:30.198
2	1:13.805	+0.261	12:11:44.003
3	1:15.312	+1.768	12:12:59.315
4	1:13.632	+0.088	12:14:12.947
5	1:13.728	+0.184	12:15:26.675
6	1:14.648	+1.104	12:16:41.323
7	<b>1:13.544</b>		12:17:54.867
<b>(46) Evan PURCELL</b>			
1	1:15.127	+1.918	12:10:22.933
2	1:13.502	+0.293	12:11:36.435
3	1:13.316	+0.107	12:12:49.751
4	<b>1:13.209</b>		12:14:02.960
5	1:13.487	+0.278	12:15:16.447
6	1:25.841	+12.632	12:16:42.288
7	1:13.272	+0.063	12:17:55.560

Lap	Lap Tm	Diff	Time of Day
-----	--------	------	-------------

Clerk of the Course - Nick Clark

Orbits

Timekeepers - David Barr & Keith Mason

Results remain provisional until conclusion of judicial/technical matters

Signed:  (Chief Timekeeper)

Printed: 01/05/2022 12:39:14



**Round 2, Ulster Kart C'ships/Keltic Cup**
**Sorted on Laps**

Junior Max

Nutts Corner National Circuit 0.829 miles

Heat 2

01/05/2022 12:45

Race (7:00 and 1 Laps) started at 12:22:19

Pos	No.	Name	Laps	Total Tm	Diff	Gap	Best Tm	In Lap	2nd Best	Avg Tm
Junior Max										
1	36	Joe GARDINER	8	8:25.194			1:02.555	6	1:02.642	1:03.118
2	92	Reuben KERNOHAN	8	8:27.727	2.533	2.533	1:02.915	4	1:02.986	1:03.399
3	72	Gavin DEWART	8	8:31.051	5.857	3.324	1:03.030	7	1:03.309	1:03.803
4	34	Peter GILLILAND	8	8:31.987	6.793	0.936	1:03.218	7	1:03.316	1:03.946
5	14	Carter KELLY	8	8:34.422	9.228	2.435	1:03.365	7	1:03.410	1:04.281
6	46	Bobby Joe McFALL	8	8:35.232	10.038	0.810	1:03.294	7	1:03.706	1:04.339
7	20	Jack MURTAGH	8	8:36.333	11.139	1.101	1:03.313	6	1:03.320	1:03.916
8	11	James GREER	8	8:36.713	11.519	0.380	1:03.281	7	1:03.461	1:04.498
9	48	Finlay BROWN	8	8:37.083	11.889	0.370	1:02.569	7	1:02.919	1:04.523
10	42	Edward McDONNELL	8	8:46.983	21.789	9.900	1:03.091	6	1:03.809	1:05.781
Not classified										
DQ	33	Joseph McMAHON	8	8:32.546	DQ		1:02.304	7	1:02.609	1:03.971
X30 Junior										
1	11	Carter MOONEY	8	8:36.490			1:03.418	7	1:03.800	1:04.453

**Announcements**

Driver No. 20 - 5-sec penalty: C2.3.2 (gaining an unfair advantage)

Driver No. 33 - excluded from heat: U17.29 (underweight)

Margin of Victory	Avg. Speed	Best Lap Tm	Best Speed	Best Lap by
2.533	47.247	1:02.555	47.696	36 - Joe GARDINER


Clerk of the Course - Nick Clark

Orbits

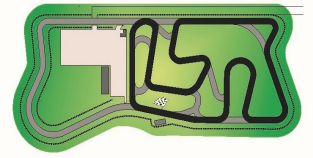
Timekeepers - David Barr &amp; Keith Mason

Results remain provisional until conclusion of judicial/technical matters

Signed:



 Chief  
Timekeeper



### Round 2, Ulster Kart C'ships/Keltic Cup

Junior Max

Nutts Corner National Circuit 0.829 miles

Heat 2

01/05/2022 12:45

Race (7:00 and 1 Laps) started at 12:22:19

Lap	Lap Tm	Diff	Time of Day
<b>(36) Joe GARDINER</b>			
1	1:04.357	+1.802	12:23:24.325
2	1:03.778	+1.223	12:24:28.103
3	1:03.118	+0.563	12:25:31.221
4	1:02.759	+0.204	12:26:33.980
5	1:03.024	+0.469	12:27:37.004
6	<b>1:02.555</b>		12:28:39.559
7	1:02.642	+0.087	12:29:42.201
8	1:02.714	+0.159	12:30:44.915
<b>(92) Reuben KERNOHAN</b>			
1	1:04.722	+1.807	12:23:24.972
2	1:03.486	+0.571	12:24:28.458
3	1:03.174	+0.259	12:25:31.632
4	<b>1:02.915</b>		12:26:34.547
5	1:03.118	+0.203	12:27:37.665
6	1:02.986	+0.071	12:28:40.651
7	1:03.011	+0.096	12:29:43.662
8	1:03.786	+0.871	12:30:47.448
<b>(72) Gavin DEWART</b>			
1	1:05.778	+2.748	12:23:26.126
2	1:03.952	+0.922	12:24:30.078
3	1:03.525	+0.495	12:25:33.603
4	1:03.464	+0.434	12:26:37.067
5	1:03.309	+0.279	12:27:40.376
6	1:03.622	+0.592	12:28:43.998
7	<b>1:03.030</b>		12:29:47.028
8	1:03.744	+0.714	12:30:50.772
<b>(34) Peter GILLILAND</b>			
1	1:05.734	+2.516	12:23:25.873
2	1:03.747	+0.529	12:24:29.620
3	1:04.295	+1.077	12:25:33.915
4	1:03.855	+0.637	12:26:37.770
5	1:03.395	+0.177	12:27:41.165
6	1:03.316	+0.098	12:28:44.481
7	<b>1:03.218</b>		12:29:47.699
8	1:04.009	+0.791	12:30:51.708
<b>(14) Carter KELLY</b>			
1	1:05.231	+1.866	12:23:25.126
2	1:04.295	+0.930	12:24:29.421
3	1:03.410	+0.045	12:25:32.831
4	1:03.882	+0.517	12:26:36.713
5	1:04.775	+1.410	12:27:41.488
6	1:04.981	+1.616	12:28:46.469
7	<b>1:03.365</b>		12:29:49.834
8	1:04.309	+0.944	12:30:54.143
<b>(46) Bobby Joe McFALL</b>			
1	1:05.776	+2.482	12:23:26.014
2	1:04.484	+1.190	12:24:30.498
3	1:05.309	+2.015	12:25:35.807
4	1:04.452	+1.158	12:26:40.259
5	1:03.769	+0.475	12:27:44.028
6	1:03.706	+0.412	12:28:47.734
7	<b>1:03.294</b>		12:29:51.028
8	1:03.925	+0.631	12:30:54.953
<b>(20) Jack MURTAGH</b>			
1	1:04.060	+0.747	12:23:23.781
2	1:04.639	+1.326	12:24:28.420
3	1:03.761	+0.448	12:25:32.181
4	1:03.644	+0.331	12:26:35.825

Lap	Lap Tm	Diff	Time of Day
5	1:03.489	+0.176	12:27:39.314
6	<b>1:03.313</b>		12:28:42.627
7	1:03.320	+0.007	12:29:45.947
8	1:05.107	+1.794	12:30:51.054
<b>(11) Carter MOONEY</b>			
1	1:07.141	+3.723	12:23:27.724
2	1:04.566	+1.148	12:24:32.290
3	1:04.128	+0.710	12:25:36.418
4	1:04.826	+1.408	12:26:41.244
5	1:03.800	+0.382	12:27:45.044
6	1:03.819	+0.401	12:28:48.863
7	<b>1:03.418</b>		12:29:52.281
8	1:03.930	+0.512	12:30:56.211
<b>(11) James GREER</b>			
1	1:08.573	+5.292	12:23:29.017
2	1:04.876	+1.595	12:24:33.893
3	1:04.356	+1.075	12:25:38.249
4	1:03.837	+0.556	12:26:42.086
5	1:03.812	+0.531	12:27:45.898
6	1:03.461	+0.180	12:28:49.359
7	<b>1:03.281</b>		12:29:52.640
8	1:03.794	+0.513	12:30:56.434
<b>(48) Finlay BROWN</b>			
1	1:06.388	+3.819	12:23:27.006
2	1:03.569	+1.000	12:24:30.575
3	1:03.416	+0.847	12:25:33.991
4	1:03.381	+0.812	12:26:37.372
5	1:03.187	+0.618	12:27:40.559
6	1:02.919	+0.350	12:28:43.478
7	<b>1:02.569</b>		12:29:46.047
8	1:10.757	+8.188	12:30:56.804
<b>(42) Edward McDONNELL</b>			
1	1:08.438	+5.347	12:23:28.894
2	1:04.688	+1.597	12:24:33.582
3	1:05.228	+2.137	12:25:38.810
4	1:03.936	+0.845	12:26:42.746
5	1:03.866	+0.775	12:27:46.612
6	<b>1:03.091</b>		12:28:49.703
7	1:03.809	+0.718	12:29:53.512
8	1:13.192	+10.101	12:31:06.704
<b>(33) Joseph McMAHON</b>			
1	1:06.276	+3.972	12:23:26.771
2	1:05.066	+2.762	12:24:31.837
3	1:04.044	+1.740	12:25:35.881
4	1:03.525	+1.221	12:26:39.406
5	1:02.609	+0.305	12:27:42.015
6	1:04.083	+1.779	12:28:46.098
7	<b>1:02.304</b>		12:29:48.402
8	1:03.865	+1.561	12:30:52.267


Clerk of the Course - Nick Clark

Orbits

Timekeepers - David Barr & Keith Mason

Results remain provisional until conclusion of judicial/technical matters

Signed:



(Chief Timekeeper)

Printed: 01/05/2022 12:49:54



**Round 2, Ulster Kart C'ships/Keltic Cup**
**Sorted on Laps**

Iame Cadet

Nutts Corner National Circuit 0.829 miles

Heat 2

01/05/2022 13:00

Race (7:00 and 1 Laps) started at 12:42:32

Pos	No.	Name	Laps	Total Tm	Diff	Gap	Best Tm	In Lap	2nd Best	Avg Tm
1	31	Jason PARK	2	2:15.657			1:06.877	2	1:08.683	1:07.780
2	77	Kenzie McNALLY	2	2:16.140	0.483	0.483	1:07.097	2	1:08.858	1:07.977
3	27	Brogan McDONALD	2	2:20.640	4.983	4.500	1:09.849	2	1:10.532	1:10.190
4	94	James LOGAN	2	2:20.656	4.999	0.016	1:09.923	2	1:10.733	1:10.328
5	93	Johnston STEWART	2	2:22.252	6.595	1.596	1:09.569	2	1:12.561	1:11.065
6	193	Andie STEWART	2	2:22.458	6.801	0.206	1:09.643	2	1:12.318	1:10.980
7	49	Tony CALVIN	2	2:30.645	14.988	8.187	1:14.515	2	1:15.514	1:15.014

**Announcements**

Heat stopped during lap 3: result declared at the end of lap 2

Margin of Victory	Avg. Speed	Best Lap Tm	Best Speed	Best Lap by
0.483	43.988	1:06.877	44.613	31 - Jason PARK


Clerk of the Course - Nick Clark

Orbits

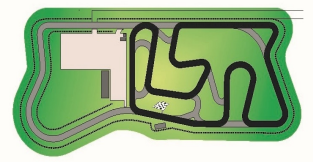
Timekeepers - David Barr &amp; Keith Mason

Results remain provisional until conclusion of judicial/technical matters

Signed:



 Chief  
 Timekeeper

Round 2, Ulster Kart C'ships/Keltic Cup

Iame Cadet

Nutts Corner National Circuit 0.829 miles

Heat 2

01/05/2022 13:00

Race (7:00 and 1 Laps) started at 12:42:32

Lap	Lap Tm	Diff	Time of Day	Lap	Lap Tm	Diff	Time of Day	Lap	Lap Tm	Diff	Time of Day
<b>(31) Jason PARK</b>											
1	1:08.683	+1.806	12:43:41.414								
2	<b>1:06.877</b>		12:44:48.291								
<b>(77) Kenzie McNALLY</b>											
1	1:08.858	+1.761	12:43:41.677								
2	<b>1:07.097</b>		12:44:48.774								
<b>(27) Brogan McDONALD</b>											
1	1:10.532	+0.683	12:43:43.425								
2	<b>1:09.849</b>		12:44:53.274								
<b>(94) James LOGAN</b>											
1	1:10.733	+0.810	12:43:43.367								
2	<b>1:09.923</b>		12:44:53.290								
<b>(93) Johnston STEWART</b>											
1	1:12.561	+2.992	12:43:45.317								
2	<b>1:09.569</b>		12:44:54.886								
<b>(193) Andie STEWART</b>											
1	1:12.318	+2.675	12:43:45.449								
2	<b>1:09.643</b>		12:44:55.092								
<b>(49) Tony CALVIN</b>											
1	1:15.514	+0.999	12:43:48.764								
2	<b>1:14.515</b>		12:45:03.279								


Clerk of the Course - Nick Clark

Orbits

Timekeepers - David Barr & Keith Mason

Results remain provisional until conclusion of judicial/technical matters

Signed:



(Chief Timekeeper)

Printed: 01/05/2022 12:59:47



**Round 2, Ulster Kart C'ships/Keltic Cup**
**Sorted on Laps**

Mini Max

Nutts Corner National Circuit 0.829 miles

Heat 2

01/05/2022 13:15

Race (7:00 and 1 Laps) started at 12:57:11

Pos	No.	Name	Laps	Total Tm	Diff	Gap	Best Tm	In Lap	2nd Best	Avg Tm
1	10	Daniel KILPATRICK	8	8:31.047			1:02.837	2	1:02.899	1:03.242
2	22	Cole McFADDEN BIGGERSTAFF	8	8:33.391	2.344	2.344	1:03.309	5	1:03.435	1:04.136
3	55	Dennis CHERRY	8	8:42.963	11.916	9.572	1:04.781	5	1:04.803	1:05.370
4	30	John O'NEILL	8	8:45.991	14.944	3.028	1:04.781	7	1:04.906	1:05.666
5	88	Lewis ARTHUR	8	8:47.289	16.242	1.298	1:04.459	6	1:04.512	1:05.845
6	21	Jamie KIDNEY	8	8:51.046	19.999	3.757	1:03.281	6	1:03.474	1:05.733

**Announcements**

Drivers No.10 &amp; 21: 5-sec penalty C2.3.4 (incorrectly positioned front fairing)

Margin of Victory	Avg. Speed	Best Lap Tm	Best Speed	Best Lap by
2.344	46.706	1:02.837	47.482	10 - Daniel KILPATRICK


Clerk of the Course - Nick Clark

Orbits

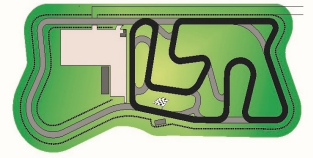
Timekeepers - David Barr &amp; Keith Mason

Results remain provisional until conclusion of judicial/technical matters

Signed:



 Chief  
 Timekeeper



Round 2, Ulster Kart C'ships/Keltic Cup

Mini Max

Nutts Corner National Circuit 0.829 miles

Heat 2

01/05/2022 13:15

Race (7:00 and 1 Laps) started at 12:57:11

Lap	Lap Tm	Diff	Time of Day	Lap	Lap Tm	Diff	Time of Day	Lap	Lap Tm	Diff	Time of Day
<b>(10) Daniel KILPATRICK</b>											
1	1:03.745	+0.908	12:58:15.848								
2	<b>1:02.837</b>		12:59:18.685								
3	1:02.899	+0.062	13:00:21.584								
4	1:03.251	+0.414	13:01:24.835								
5	1:03.002	+0.165	13:02:27.837								
6	1:02.922	+0.085	13:03:30.759								
7	1:03.340	+0.503	13:04:34.099								
8	1:03.944	+1.107	13:05:38.043								
<b>(22) Cole McFADDEN BIGGERSTAFF</b>											
1	1:07.201	+3.892	12:58:19.497								
2	1:04.299	+0.990	12:59:23.796								
3	1:03.750	+0.441	13:00:27.546								
4	1:03.435	+0.126	13:01:30.981								
5	<b>1:03.309</b>		13:02:34.290								
6	1:03.582	+0.273	13:03:37.872								
7	1:03.618	+0.309	13:04:41.490								
8	1:03.897	+0.588	13:05:45.387								
<b>(55) Dennis CHERRY</b>											
1	1:08.018	+3.237	12:58:20.014								
2	1:05.417	+0.636	12:59:25.431								
3	1:04.877	+0.096	13:00:30.308								
4	1:04.841	+0.060	13:01:35.149								
5	<b>1:04.781</b>		13:02:39.930								
6	1:04.803	+0.022	13:03:44.733								
7	1:05.144	+0.363	13:04:49.877								
8	1:05.082	+0.301	13:05:54.959								
<b>(30) John O'NEILL</b>											
1	1:08.193	+3.412	12:58:20.848								
2	1:05.759	+0.978	12:59:26.607								
3	1:05.857	+1.076	13:00:32.464								
4	1:04.906	+0.125	13:01:37.370								
5	1:05.501	+0.720	13:02:42.871								
6	1:04.928	+0.147	13:03:47.799								
7	<b>1:04.781</b>		13:04:52.580								
8	1:05.407	+0.626	13:05:57.987								
<b>(88) Lewis ARTHUR</b>											
1	1:10.756	+6.297	12:58:23.279								
2	1:06.057	+1.598	12:59:29.336								
3	1:05.420	+0.961	13:00:34.756								
4	1:05.354	+0.895	13:01:40.110								
5	1:04.512	+0.053	13:02:44.622								
6	<b>1:04.459</b>		13:03:49.081								
7	1:05.284	+0.825	13:04:54.365								
8	1:04.920	+0.461	13:05:59.285								
<b>(21) Jamie KIDNEY</b>											
1	1:10.523	+7.242	12:58:22.700								
2	1:05.813	+2.532	12:59:28.513								
3	1:03.992	+0.711	13:00:32.505								
4	1:10.346	+7.065	13:01:42.851								
5	1:03.474	+0.193	13:02:46.325								
6	<b>1:03.281</b>		13:03:49.606								
7	1:03.869	+0.588	13:04:53.475								
8	1:04.567	+1.286	13:05:58.042								


Clerk of the Course - Nick Clark

Orbits

Timekeepers - David Barr & Keith Mason

Results remain provisional until conclusion of judicial/technical matters

Signed:



(Chief Timekeeper)

Printed: 01/05/2022 13:10:33





Round 2, Ulster Kart C'ships/Keltic Cup

Sorted on Laps

Bambino

Nutts Corner National Circuit 0.829 miles

Heat 1

01/05/2022 13:30

Race (5:00 and 1 Laps) started at 13:08:15

Pos	No.	Name	Laps	Total Tm	Diff	Gap	Best Tm	In Lap	2nd Best	Avg Tm
1	33	Lewis HAZLETT	5	6:55.548			1:21.224	4	1:21.657	1:22.622
2	36	Ethan ROBINSON	5	6:59.756	4.208	4.208	1:21.989	3	1:22.285	1:23.488
3	75	Callum McVEIGH	5	7:16.518	20.970	16.762	1:24.642	3	1:25.237	1:26.529
4	42	Jack HARNEY	5	7:16.635	21.087	0.117	1:25.173	3	1:25.634	1:26.704
5	66	Ryan ARMSTRONG	5	7:17.680	22.132	1.045	1:25.236	2	1:25.651	1:26.833
6	24	Jessica WYLIE	5	8:06.252	1:10.704	48.572	1:35.786	3	1:35.973	1:36.432

Margin of Victory	Avg. Speed	Best Lap Tm	Best Speed	Best Lap by
4.208	35.900	1:21.224	36.733	33 - Lewis HAZLETT


Clerk of the Course - Nick Clark

Orbits

Timekeepers - David Barr & Keith Mason

Results remain provisional until conclusion of judicial/technical matters

Signed:



Chief  
Timekeeper



Round 2, Ulster Kart C'ships/Keltic Cup

Bambino

Nutts Corner National Circuit 0.829 miles

Heat 1

01/05/2022 13:30

Race (5:00 and 1 Laps) started at 13:08:15

Lap	Lap Tm	Diff	Time of Day	Lap	Lap Tm	Diff	Time of Day	Lap	Lap Tm	Diff	Time of Day
<b>(33) Lewis HAZLETT</b>											
1	1:26.454	+5.230	13:09:44.224								
2	1:22.069	+0.845	13:11:06.293								
3	1:21.707	+0.483	13:12:28.000								
4	<b>1:21.224</b>		13:13:49.224								
5	1:21.657	+0.433	13:15:10.881								
<b>(36) Ethan ROBINSON</b>											
1	1:27.800	+5.811	13:09:45.447								
2	1:22.413	+0.424	13:11:07.860								
3	<b>1:21.989</b>		13:12:29.849								
4	1:22.285	+0.296	13:13:52.134								
5	1:22.955	+0.966	13:15:15.089								
<b>(75) Callum McVEIGH</b>											
1	1:30.753	+6.111	13:09:49.956								
2	1:25.900	+1.258	13:11:15.856								
3	<b>1:24.642</b>		13:12:40.498								
4	1:26.116	+1.474	13:14:06.614								
5	1:25.237	+0.595	13:15:31.851								
<b>(42) Jack HARNEY</b>											
1	1:30.849	+5.676	13:09:49.295								
2	1:25.915	+0.742	13:11:15.210								
3	<b>1:25.173</b>		13:12:40.383								
4	1:25.951	+0.778	13:14:06.334								
5	1:25.634	+0.461	13:15:31.968								
<b>(66) Ryan ARMSTRONG</b>											
1	1:30.630	+5.394	13:09:49.477								
2	<b>1:25.236</b>		13:11:14.713								
3	1:25.651	+0.415	13:12:40.364								
4	1:26.690	+1.454	13:14:07.054								
5	1:25.959	+0.723	13:15:33.013								
<b>(24) Jessica WYLIE</b>											
1	1:37.686	+1.900	13:09:57.109								
2	1:36.022	+0.236	13:11:33.131								
3	<b>1:35.786</b>		13:13:08.917								
4	1:35.973	+0.187	13:14:44.890								
5	1:36.695	+0.909	13:16:21.585								


Clerk of the Course - Nick Clark

Orbits

Timekeepers - David Barr & Keith Mason

Results remain provisional until conclusion of judicial/technical matters

Signed:



(Chief Timekeeper)

Printed: 01/05/2022 13:18:35

**Round 2, Ulster Kart C'ships/Keltic Cup**
**Sorted on Laps**

Senior Max

Nutts Corner National Circuit 0.829 miles

Heat 2

01/05/2022 13:45

Race (7:00 and 1 Laps) started at 13:24:15

Pos	No.	Name	Laps	Total Tm	Diff	Gap	Best Tm	In Lap	2nd Best	Avg Tm
Senior Max										
1	1	Conor McPOLIN	9	8:31.935			56.544	7	56.608	56.857
2	35	James GILLILAND	9	8:35.137	3.202	3.202	56.621	8	56.684	57.223
3	61	Gary TURKINGTON	9	8:37.886	5.951	2.749	56.488	9	56.757	57.502
4	43	Ben McFALL	9	8:38.911	6.976	1.025	56.725	4	56.876	57.599
5	32	Gary BLAIR	9	8:39.014	7.079	0.103	56.388	5	56.704	57.596
6	45	Sean SPRATT	9	8:41.760	9.825	2.746	57.161	4	57.331	57.970
7	55	Ben McDOWELL	9	8:42.838	10.903	1.078	56.770	7	56.855	57.432
8	20	Zak LECKEY	9	8:43.481	11.546	0.643	56.758	6	56.936	58.069
9	26	Daniel CONLON	9	8:43.739	11.804	0.258	56.820	4	56.968	58.092
10	36	Neville BELL	9	8:44.035	12.100	0.296	57.049	8	57.204	58.095
11	31	Aaron WALKER	9	8:46.992	15.057	2.957	57.312	7	57.333	58.435
12	NW	Simon ALLEN	9	8:48.362	16.427	1.370	57.168	8	57.247	58.706
13	33	Pearse MURTAGH	9	9:24.981	53.046	36.619	59.803	3	1:00.142	1:02.735
14	11	Philip MAGUIRE	4	4:24.936	5 Laps	5 Laps	1:00.672	2	1:03.468	1:06.177
15	12	Johnny CLYDE	3	3:12.032	6 Laps	1 Lap	1:01.907	1	1:02.146	1:03.909
16	24	Jason HETHERINGTON	2	2:03.488	7 Laps	1 Lap	59.652	2	1:03.188	1:01.420
Senior Max 177										
1	21	Jamie LECKEY	9	8:52.579			58.168	8	58.190	58.826
2	28	Marc VASEY	9	9:21.413	28.834	28.834	1:01.538	4	1:01.585	1:02.008
3	77	Samuel ALLEN	1	1:05.796	8 Laps	8 Laps	1:02.583	1		1:02.583
Not classified										
DQ	69	Richard MALCOLMSON	3	8:59.840	DQ		58.804	2	1:02.594	2:58.878

**Announcements**

Driver No. 55: 5-sec penalty C2.3.4 (incorrectly positioned front fairing)

Driver No 69 - excluded from heat: C.3.1.1 (non compliance of bodywork)

Margin of Victory	Avg. Speed	Best Lap Tm	Best Speed	Best Lap by
3.202	52.453	56.388	52.912	32 - Gary BLAIR


Clerk of the Course - Nick Clark

Orbits

Timekeepers - David Barr &amp; Keith Mason

Results remain provisional until conclusion of judicial/technical matters

Signed:



 Chief  
Timekeeper

### Round 2, Ulster Kart C'ships/Keltic Cup

Senior Max

Nutts Corner National Circuit 0.829 miles

Heat 2

01/05/2022 13:45

Race (7:00 and 1 Laps) started at 13:24:15

Lap	Lap Tm	Diff	Time of Day
<b>(1) Conor McPOLIN</b>			
1	58.333	+1.789	13:25:14.049
2	56.749	+0.205	13:26:10.798
3	56.761	+0.217	13:27:07.559
4	56.700	+0.156	13:28:04.259
5	56.687	+0.143	13:29:00.946
6	56.711	+0.167	13:29:57.657
7	<b>56.544</b>		13:30:54.201
8	56.608	+0.064	13:31:50.809
9	56.627	+0.083	13:32:47.436

Lap	Lap Tm	Diff	Time of Day
<b>(35) James GILLILAND</b>			
1	1:00.294	+3.673	13:25:15.918
2	57.059	+0.438	13:26:12.977
3	57.208	+0.587	13:27:10.185
4	56.801	+0.180	13:28:06.986
5	56.838	+0.217	13:29:03.824
6	56.732	+0.111	13:30:00.556
7	56.684	+0.063	13:30:57.240
8	<b>56.621</b>		13:31:53.861
9	56.777	+0.156	13:32:50.638

Lap	Lap Tm	Diff	Time of Day
<b>(61) Gary TURKINGTON</b>			
1	1:02.213	+5.725	13:25:18.077
2	57.177	+0.689	13:26:15.254
3	57.541	+1.053	13:27:12.795
4	56.757	+0.269	13:28:09.552
5	56.813	+0.325	13:29:06.365
6	56.823	+0.335	13:30:03.188
7	56.877	+0.389	13:31:00.065
8	56.834	+0.346	13:31:56.899
9	<b>56.488</b>		13:32:53.387

Lap	Lap Tm	Diff	Time of Day
<b>(43) Ben McFALL</b>			
1	1:01.464	+4.739	13:25:17.477
2	57.220	+0.495	13:26:14.697
3	57.735	+1.010	13:27:12.432
4	<b>56.725</b>		13:28:09.157
5	56.986	+0.261	13:29:06.143
6	56.876	+0.151	13:30:03.019
7	56.909	+0.184	13:30:59.928
8	57.549	+0.824	13:31:57.477
9	56.935	+0.210	13:32:54.412

Lap	Lap Tm	Diff	Time of Day
<b>(32) Gary BLAIR</b>			
1	1:03.068	+6.680	13:25:19.214
2	57.288	+0.900	13:26:16.502
3	56.704	+0.316	13:27:13.206
4	57.137	+0.749	13:28:10.343
5	<b>56.388</b>		13:29:06.731
6	57.108	+0.720	13:30:03.839
7	56.757	+0.369	13:31:00.596
8	56.988	+0.600	13:31:57.584
9	56.931	+0.543	13:32:54.515

Lap	Lap Tm	Diff	Time of Day
<b>(45) Sean SPRATT</b>			
1	59.388	+2.227	13:25:14.916
2	57.829	+0.668	13:26:12.745
3	57.671	+0.510	13:27:10.416
4	<b>57.161</b>		13:28:07.577
5	58.236	+1.075	13:29:05.813
6	58.367	+1.206	13:30:04.180
7	57.331	+0.170	13:31:01.511
8	57.692	+0.531	13:31:59.203
9	58.058	+0.897	13:32:57.261

Lap	Lap Tm	Diff	Time of Day
<b>(55) Ben McDOWELL</b>			
1	1:00.452	+3.682	13:25:16.895
2	57.355	+0.585	13:26:14.250
3	57.592	+0.822	13:27:11.842
4	56.887	+0.117	13:28:08.729
5	57.178	+0.408	13:29:05.907
6	56.885	+0.115	13:30:02.792
7	<b>56.770</b>		13:30:59.562
8	56.855	+0.085	13:31:56.417
9	56.922	+0.152	13:32:53.339

Lap	Lap Tm	Diff	Time of Day
<b>(20) Zak LECKEY</b>			
1	1:03.441	+6.683	13:25:19.797
2	59.469	+2.711	13:26:19.266
3	57.825	+1.067	13:27:17.091
4	56.993	+0.235	13:28:14.084
5	57.014	+0.256	13:29:11.098
6	<b>56.758</b>		13:30:07.856
7	56.938	+0.180	13:31:04.794
8	56.936	+0.178	13:32:01.730
9	57.252	+0.494	13:32:58.982

Lap	Lap Tm	Diff	Time of Day
<b>(26) Daniel CONLON</b>			
1	1:03.586	+6.766	13:25:19.998
2	59.068	+2.248	13:26:19.066
3	57.602	+0.782	13:27:16.668
4	<b>56.820</b>		13:28:13.488
5	56.968	+0.148	13:29:10.456
6	57.059	+0.239	13:30:07.515
7	57.135	+0.315	13:31:04.650
8	56.996	+0.176	13:32:01.646
9	57.594	+0.774	13:32:59.240

Lap	Lap Tm	Diff	Time of Day
<b>(36) Neville BELL</b>			
1	1:03.005	+5.956	13:25:19.684
2	58.621	+1.572	13:26:18.305
3	57.493	+0.444	13:27:15.798
4	57.327	+0.278	13:28:13.125
5	57.204	+0.155	13:29:10.329
6	57.391	+0.342	13:30:07.720
7	57.539	+0.490	13:31:05.259
8	<b>57.049</b>		13:32:02.308
9	57.228	+0.179	13:32:59.536

Lap	Lap Tm	Diff	Time of Day
<b>(31) Aaron WALKER</b>			
1	1:03.843	+6.531	13:25:20.417
2	59.204	+1.892	13:26:19.621
3	58.282	+0.970	13:27:17.903
4	57.391	+0.079	13:28:15.294
5	57.333	+0.021	13:29:12.627
6	57.762	+0.450	13:30:10.389
7	<b>57.312</b>		13:31:07.701
8	57.355	+0.043	13:32:05.056
9	57.437	+0.125	13:33:02.493

Lap	Lap Tm	Diff	Time of Day
<b>(NW) Simon ALLEN</b>			
1	1:00.716	+3.548	13:25:16.217
2	57.628	+0.460	13:26:13.845
3	57.881	+0.713	13:27:11.726
4	59.012	+1.844	13:28:10.738
5	57.444	+0.276	13:29:08.182
6	57.263	+0.095	13:30:05.445
7	1:04.003	+6.835	13:31:09.448
8	<b>57.168</b>		13:32:06.616
9	57.247	+0.079	13:33:03.863

Lap	Lap Tm	Diff	Time of Day
<b>(21) Jamie LECKEY</b>			
1	1:02.903	+4.735	13:25:21.543
2	58.810	+0.642	13:26:20.353
3	58.271	+0.103	13:27:18.624
4	58.283	+0.115	13:28:16.907
5	58.231	+0.063	13:29:15.138
6	58.207	+0.039	13:30:13.345
7	58.190	+0.022	13:31:11.535
8	<b>58.168</b>		13:32:09.703
9	58.377	+0.209	13:33:08.080

Lap	Lap Tm	Diff	Time of Day
<b>(28) Marc VASEY</b>			
1	1:03.645	+2.107	13:25:22.485
2	1:02.535	+0.997	13:26:25.020
3	1:01.889	+0.351	13:27:26.909
4	<b>1:01.538</b>		13:28:28.447
5	1:01.695	+0.157	13:29:30.142
6	1:01.662	+0.124	13:30:31.804
7	1:01.746	+0.208	13:31:33.550
8	1:01.585	+0.047	13:32:35.135
9	1:01.779	+0.241	13:33:36.914

Lap	Lap Tm	Diff	Time of Day
<b>(33) Pearse MURTAGH</b>			
1	1:03.088	+3.285	13:25:18.955
2	1:17.069	+17.266	13:26:36.024
3	<b>59.803</b>		13:27:35.827
4	1:00.142	+0.339	13:28:35.969
5	1:00.693	+0.890	13:29:36.662
6	1:00.344	+0.541	13:30:37.006
7	1:00.858	+1.055	13:31:37.864
8	1:01.218	+1.415	13:32:39.082
9	1:01.400	+1.597	13:33:40.482

Lap	Lap Tm	Diff	Time of Day
<b>(11) Philip MAGUIRE</b>			
1	1:03.468	+2.796	13:25:19.196
2	<b>1:00.672</b>		13:26:19.868
3	1:10.923	+10.251	13:27:30.791
4	1:09.646	+8.974	13:28:40.437

Lap	Lap Tm	Diff	Time of Day
<b>(12) Johnny CLYDE</b>			
1	<b>1:01.907</b>		13:25:17.711
2	1:07.676	+5.769	13:26:25.387
3	1:02.146	+0.239	13:27:27.533

Lap	Lap Tm	Diff	Time of Day
<b>(24) Jason HETHERINGTON</b>			
1	1:03.188	+3.536	13:25:19.337
2	<b>59.652</b>		13:26:18.989

Lap	Lap Tm	Diff	Time of Day
<b>(77) Samuel ALLEN</b>			
1	<b>1:02.583</b>		13:25:21.297

Lap	Lap Tm	Diff	Time of Day
<b>(69) Richard MALCOLMSON</b>			
1	1:02.594	+3.790	13:25:21.301
2	<b>58.804</b>		13:26:20.105
3	6:55.236	+5:56.432	13:33:15.341


Clerk of the Course - Nick Clark

Orbits

Timekeepers - David Barr & Keith Mason

Results remain provisional until conclusion of judicial/technical matters

Signed:



(Chief Timekeeper)

Printed: 01/05/2022 13:56:24



**Round 2, Ulster Kart C'ships/Keltic Cup**
**Sorted on Laps**

Honda Cadet

Nutts Corner National Circuit 0.829 miles

Heat 3

01/05/2022 14:15

Race (7:00 and 1 Laps) started at 14:14:21

Pos	No.	Name	Laps	Total Tm	Diff	Gap	Best Tm	In Lap	2nd Best	Avg Tm
1	IGP	Joel MURPHY	8	9:06.819			1:07.269	6	1:07.339	1:08.342
2	17	Charlie CONDY	8	9:07.056	0.237	0.237	1:07.520	5	1:07.577	1:08.341
3	18	Archie CONDY	8	9:07.690	0.871	0.634	1:07.368	5	1:07.428	1:08.431
4	36	Declan NOBLE	8	9:09.724	2.905	2.034	1:07.805	5	1:07.860	1:08.715
5	32	Harry McDOWELL	8	9:14.625	7.806	4.901	1:08.493	3	1:08.727	1:09.269
6	29	Noah McFARLANE	8	9:16.071	9.252	1.446	1:07.280	4	1:07.440	1:09.415
7	99	Travis BAILIE	8	9:25.797	18.978	9.726	1:09.772	8	1:09.854	1:10.623
8	19	Conan WARNOCK	8	9:27.893	21.074	2.096	1:09.868	7	1:10.139	1:10.918
9	25	Joshua WYLIE	8	9:29.606	22.787	1.713	1:10.471	8	1:10.508	1:11.166
10	54	Max COLBERT	8	9:29.825	23.006	0.219	1:10.339	7	1:10.358	1:11.080
11	11	Ryan ARTHUR	8	9:31.630	24.811	1.805	1:10.754	7	1:10.823	1:11.433
12	35	Harry MONTGOMERY	8	9:33.027	26.208	1.397	1:09.846	7	1:10.004	1:10.949
13	46	Evan PURCELL	8	9:40.900	34.081	7.873	1:11.908	2	1:12.190	1:12.487

**Announcements**

Driver No. 35: 5-sec penalty C2.3.4 (incorrectly positioned front fairing)

Margin of Victory	Avg. Speed	Best Lap Tm	Best Speed	Best Lap by
0.237	43.650	1:07.269	44.353	IGP - Joel MURPHY


Clerk of the Course - Nick Clark

Orbits

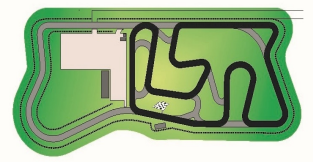
Timekeepers - David Barr &amp; Keith Mason

Results remain provisional until conclusion of judicial/technical matters

Signed:



 Chief  
Timekeeper



### Round 2, Ulster Kart C'ships/Keltic Cup

Honda Cadet

Nutts Corner National Circuit 0.829 miles

Heat 3

01/05/2022 14:15

Race (7:00 and 1 Laps) started at 14:14:21

Lap	Lap Tm	Diff	Time of Day	Lap	Lap Tm	Diff	Time of Day	Lap	Lap Tm	Diff	Time of Day				
<b>(IGP) Joel MURPHY</b>															
1	1:11.295	+4.026	14:15:33.210	5	1:10.474	+0.702	14:20:17.800	1	1:13.038	+3.266	14:15:35.682				
2	1:08.591	+1.322	14:16:41.801	6	1:10.207	+0.435	14:21:28.007	2	1:10.163	+0.391	14:16:45.845				
3	1:09.138	+1.869	14:17:50.939	7	1:09.854	+0.082	14:22:37.861	3	1:10.001	+0.229	14:17:55.846				
4	1:07.669	+0.400	14:18:58.608	8	<b>1:09.772</b>		14:23:47.633	4	1:11.480	+1.708	14:19:07.326				
5	1:07.339	+0.070	14:20:05.947	<b>(19) Conan WARNOCK</b>											
6	<b>1:07.269</b>		14:21:13.216	1	1:13.081	+3.213	14:15:35.464	1	1:13.296	+3.450	14:15:35.567				
7	1:07.975	+0.706	14:22:21.191	2	1:10.168	+0.300	14:16:45.632	2	1:10.664	+0.818	14:16:46.231				
8	1:07.464	+0.195	14:23:28.655	3	1:10.139	+0.271	14:17:55.771	3	1:10.004	+0.158	14:17:56.235				
<b>(17) Charlie CONDY</b>															
1	1:11.249	+3.729	14:15:33.406	4	1:11.547	+1.679	14:19:07.318	4	1:11.202	+1.356	14:19:07.437				
2	1:08.543	+1.023	14:16:41.949	5	1:10.470	+0.602	14:20:17.788	5	1:10.766	+0.920	14:20:18.203				
3	1:08.320	+0.800	14:17:50.269	6	1:11.018	+1.150	14:21:28.806	6	1:10.704	+0.858	14:21:28.907				
4	1:07.910	+0.390	14:18:58.179	7	<b>1:09.868</b>		14:22:38.674	7	<b>1:09.846</b>		14:22:38.753				
5	<b>1:07.520</b>		14:20:05.699	8	1:11.055	+1.187	14:23:49.729	8	1:11.110	+1.264	14:23:49.863				
6	1:07.577	+0.057	14:21:13.276	<b>(25) Joshua WYLIE</b>											
7	1:08.037	+0.517	14:22:21.313	1	1:14.191	+3.720	14:15:36.302	1	1:13.775	+1.867	14:15:36.609				
8	1:07.579	+0.059	14:23:28.892	2	1:11.138	+0.667	14:16:47.440	2	<b>1:11.908</b>		14:16:48.517				
<b>(18) Archie CONDY</b>															
1	1:11.918	+4.550	14:15:33.989	3	1:10.693	+0.222	14:17:58.133	3	1:12.409	+0.501	14:18:00.926				
2	1:08.215	+0.847	14:16:42.204	4	1:10.969	+0.498	14:19:09.102	4	1:12.497	+0.589	14:19:13.423				
3	1:08.591	+1.223	14:17:50.795	5	1:10.969	+0.498	14:19:09.102	5	1:12.372	+0.464	14:20:25.795				
4	1:08.181	+0.813	14:18:58.976	6	1:10.508	+0.037	14:20:19.610	6	1:12.320	+0.412	14:21:38.115				
5	<b>1:07.368</b>		14:20:06.344	7	1:10.740	+0.269	14:21:30.350	7	1:12.431	+0.523	14:22:50.546				
6	1:07.428	+0.060	14:21:13.772	8	1:10.621	+0.150	14:22:40.971	8	1:12.190	+0.282	14:24:02.736				
7	1:08.082	+0.714	14:22:21.854	<b>(54) Max COLBERT</b>											
8	1:07.672	+0.304	14:23:29.526	1	1:13.806	+3.467	14:15:36.827								
<b>(36) Declan NOBLE</b>															
1	1:12.502	+4.697	14:15:34.338	2	1:11.762	+1.423	14:16:48.589								
2	1:09.139	+1.334	14:16:43.477	3	1:10.591	+0.252	14:17:59.180								
3	1:08.384	+0.579	14:17:51.861	4	1:10.358	+0.019	14:19:09.538								
4	1:08.227	+0.422	14:19:00.088	5	1:10.888	+0.549	14:20:20.426								
5	<b>1:07.805</b>		14:20:07.893	6	1:10.366	+0.027	14:21:30.792								
6	1:07.878	+0.073	14:21:15.771	7	<b>1:10.339</b>		14:22:41.131								
7	1:07.929	+0.124	14:22:23.700	8	1:10.530	+0.191	14:23:51.661								
8	1:07.860	+0.055	14:23:31.560	<b>(11) Ryan ARTHUR</b>											
<b>(32) Harry McDOWELL</b>															
1	1:12.225	+3.732	14:15:34.531	1	1:13.748	+2.994	14:15:35.743								
2	1:08.836	+0.343	14:16:43.367	2	1:11.215	+0.461	14:16:46.958								
3	<b>1:08.493</b>		14:17:51.860	3	1:11.172	+0.418	14:17:58.130								
4	1:08.727	+0.234	14:19:00.587	4	1:11.339	+0.585	14:19:09.469								
5	1:08.741	+0.248	14:20:09.328	5	1:10.934	+0.180	14:20:20.403								
6	1:09.199	+0.706	14:21:18.527	6	1:10.823	+0.069	14:21:31.226								
7	1:08.775	+0.282	14:22:27.302	7	<b>1:10.754</b>		14:22:41.980								
8	1:09.159	+0.666	14:23:36.461	8	1:11.486	+0.732	14:23:53.466								
<b>(29) Noah McFARLANE</b>															
1	1:13.209	+5.929	14:15:35.796	<b>(35) Harry MONTGOMERY</b>											
2	1:09.750	+2.470	14:16:45.546	1	1:13.296	+3.450	14:15:35.567								
3	1:08.029	+0.749	14:17:53.575	2	1:10.664	+0.818	14:16:46.231								
4	<b>1:07.280</b>		14:19:00.855	3	1:10.004	+0.158	14:17:56.235								
5	1:07.766	+0.486	14:20:08.621	4	1:11.202	+1.356	14:19:07.437								
6	1:14.180	+6.900	14:21:22.801	5	1:10.766	+0.920	14:20:18.203								
7	1:07.666	+0.386	14:22:30.467	6	1:10.704	+0.858	14:21:28.907								
8	1:07.440	+0.160	14:23:37.907	7	<b>1:09.846</b>		14:22:38.753								
<b>(99) Travis BAILIE</b>															
1	1:13.038	+3.266	14:15:35.682	8	1:11.110	+1.264	14:23:49.863								
2	1:10.163	+0.391	14:16:45.845	<b>(46) Evan PURCELL</b>											
3	1:10.001	+0.229	14:17:55.846	1	1:13.775	+1.867	14:15:36.609								
4	1:11.480	+1.708	14:19:07.326	2	<b>1:11.908</b>		14:16:48.517								

Clerk of the Course - Nick Clark

Orbits

Timekeepers - David Barr & Keith Mason

Results remain provisional until conclusion of judicial/technical matters

Signed:  (Chief Timekeeper)

**Round 2, Ulster Kart C'ships/Keltic Cup**
**Sorted on Laps**

Junior Max

Nutts Corner National Circuit 0.829 miles

Heat 3

01/05/2022 14:30

Race (7:00 and 1 Laps) started at 14:25:31

Pos	No.	Name	Laps	Total Tm	Diff	Gap	Best Tm	In Lap	2nd Best	Avg Tm
1	92	Reuben KERNOHAN	9	8:42.397			57.289	8	57.318	57.983
2	48	Finlay BROWN	9	8:46.106	3.709	3.709	57.684	9	57.951	58.445
3	33	Joseph McMAHON	9	8:47.191	4.794	1.085	58.022	9	58.101	58.576
4	46	Bobby Joe McFALL	9	8:50.886	8.489	3.695	57.781	8	57.858	58.396
5	36	Joe GARDINER	9	8:52.994	10.597	2.108	57.841	7	58.008	59.208
6	34	Peter GILLILAND	9	8:53.714	11.317	0.720	58.113	9	58.275	59.269
7	14	Carter KELLY	9	8:57.549	15.152	3.835	57.801	9	58.097	59.104
8	20	Jack MURTAGH	9	8:58.418	16.021	0.869	57.969	7	58.103	59.243
9	11	Carter MOONEY	9	8:59.522	17.125	1.104	58.486	8	58.895	59.875
10	42	Edward McDONNELL	8	8:14.691	1 Lap	1 Lap	58.645	7	59.092	59.904
11	11	James GREER	7	6:57.984	2 Laps	1 Lap	58.438	3	58.595	59.705
12	72	Gavin DEWART	1	1:03.143	8 Laps	6 Laps	1:02.726	1		1:02.726

**Announcements**

Driver No. 14, 20 &amp; 46: 5-sec penalty C2.3.4 (incorrectly positioned front fairing)

Margin of Victory	Avg. Speed	Best Lap Tm	Best Speed	Best Lap by
3.709	51.402	57.289	52.080	92 - Reuben KERNOHAN


Clerk of the Course - Nick Clark

Orbits

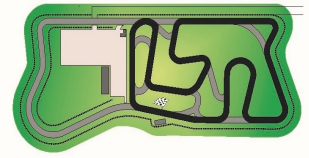
Timekeepers - David Barr &amp; Keith Mason

Results remain provisional until conclusion of judicial/technical matters

Signed:



 Chief  
Timekeeper

### Round 2, Ulster Kart C'ships/Keltic Cup

Junior Max

Nutts Corner National Circuit 0.829 miles

Heat 3

01/05/2022 14:30

Race (7:00 and 1 Laps) started at 14:25:31

Lap	Lap Tm	Diff	Time of Day
<b>(92) Reuben KERNOHAN</b>			
1	1:01.728	+4.439	14:26:34.037
2	57.777	+0.488	14:27:31.814
3	57.489	+0.200	14:28:29.303
4	57.318	+0.029	14:29:26.621
5	57.371	+0.082	14:30:23.992
6	57.504	+0.215	14:31:21.496
7	57.413	+0.124	14:32:18.909
8	<b>57.289</b>		14:33:16.198
9	57.964	+0.675	14:34:14.162

Lap	Lap Tm	Diff	Time of Day
<b>(48) Finlay BROWN</b>			
1	1:00.532	+2.848	14:26:32.396
2	58.554	+0.870	14:27:30.950
3	58.270	+0.586	14:28:29.220
4	58.362	+0.678	14:29:27.582
5	58.049	+0.365	14:30:25.631
6	58.571	+0.887	14:31:24.202
7	57.951	+0.267	14:32:22.153
8	58.034	+0.350	14:33:20.187
9	<b>57.684</b>		14:34:17.871

Lap	Lap Tm	Diff	Time of Day
<b>(33) Joseph McMAHON</b>			
1	1:00.430	+2.408	14:26:32.195
2	58.518	+0.496	14:27:30.713
3	58.359	+0.337	14:28:29.072
4	58.999	+0.977	14:29:28.071
5	58.176	+0.154	14:30:26.247
6	58.286	+0.264	14:31:24.533
7	58.101	+0.079	14:32:22.634
8	58.300	+0.278	14:33:20.934
9	<b>58.022</b>		14:34:18.956

Lap	Lap Tm	Diff	Time of Day
<b>(46) Bobby Joe McFALL</b>			
1	1:01.635	+3.854	14:26:33.721
2	58.311	+0.530	14:27:32.032
3	57.914	+0.133	14:28:29.946
4	57.914	+0.133	14:29:27.860
5	57.970	+0.189	14:30:25.830
6	58.285	+0.504	14:31:24.115
7	57.858	+0.077	14:32:21.973
8	<b>57.781</b>		14:33:19.754
9	57.897	+0.116	14:34:17.651

Lap	Lap Tm	Diff	Time of Day
<b>(36) Joe GARDINER</b>			
1	1:05.377	+7.536	14:26:37.260
2	59.034	+1.193	14:27:36.294
3	58.325	+0.484	14:28:34.619
4	58.326	+0.485	14:29:32.945
5	58.123	+0.282	14:30:31.068
6	59.111	+1.270	14:31:30.179
7	<b>57.841</b>		14:32:28.020
8	58.731	+0.890	14:33:26.751
9	58.008	+0.167	14:34:24.759

Lap	Lap Tm	Diff	Time of Day
<b>(34) Peter GILLILAND</b>			
1	1:03.930	+5.817	14:26:35.980
2	59.494	+1.381	14:27:35.474
3	58.600	+0.487	14:28:34.074
4	58.279	+0.166	14:29:32.353
5	58.355	+0.242	14:30:30.708
6	58.650	+0.537	14:31:29.358
7	58.275	+0.162	14:32:27.633
8	59.733	+1.620	14:33:27.366
9	<b>58.113</b>		14:34:25.479

Lap	Lap Tm	Diff	Time of Day
<b>(14) Carter KELLY</b>			
1	1:04.098	+6.297	14:26:36.470
2	59.169	+1.368	14:27:35.639
3	58.105	+0.304	14:28:33.744
4	58.097	+0.296	14:29:31.841
5	58.629	+0.828	14:30:30.470
6	58.955	+1.154	14:31:29.425
7	58.267	+0.466	14:32:27.692
8	58.821	+1.020	14:33:26.513
9	<b>57.801</b>		14:34:24.314

Lap	Lap Tm	Diff	Time of Day
<b>(20) Jack MURTAGH</b>			
1	1:02.830	+4.861	14:26:34.822
2	1:00.418	+2.449	14:27:35.240
3	58.382	+0.413	14:28:33.622
4	58.559	+0.590	14:29:32.181
5	58.205	+0.236	14:30:30.386
6	1:00.015	+2.046	14:31:30.401
7	<b>57.969</b>		14:32:28.370
8	58.710	+0.741	14:33:27.080
9	58.103	+0.134	14:34:25.183

Lap	Lap Tm	Diff	Time of Day
<b>(11) Carter MOONEY</b>			
1	1:04.532	+6.046	14:26:36.939
2	1:00.246	+1.760	14:27:37.185
3	59.678	+1.192	14:28:36.863
4	59.587	+1.101	14:29:36.450
5	59.013	+0.527	14:30:35.463
6	59.453	+0.967	14:31:34.916
7	58.990	+0.504	14:32:33.906
8	<b>58.486</b>		14:33:32.392
9	58.895	+0.409	14:34:31.287

Lap	Lap Tm	Diff	Time of Day
<b>(42) Edward McDONNELL</b>			
1	1:02.610	+3.965	14:26:49.831
2	1:00.356	+1.711	14:27:50.187
3	1:00.150	+1.505	14:28:50.337
4	59.092	+0.447	14:29:49.429
5	59.320	+0.675	14:30:48.749
6	59.520	+0.875	14:31:48.269
7	<b>58.645</b>		14:32:46.914
8	59.542	+0.897	14:33:46.456

Lap	Lap Tm	Diff	Time of Day
<b>(11) James GREER</b>			
1	1:04.123	+5.685	14:26:35.934
2	59.964	+1.526	14:27:35.898
3	<b>58.438</b>		14:28:34.336
4	58.913	+0.475	14:29:33.249
5	58.595	+0.157	14:30:31.844
6	59.265	+0.827	14:31:31.109
7	58.640	+0.202	14:32:29.749

Lap	Lap Tm	Diff	Time of Day
<b>(72) Gavin DEWART</b>			
1	<b>1:02.726</b>		14:26:34.908


Clerk of the Course - Nick Clark

Orbits

Timekeepers - David Barr & Keith Mason

Results remain provisional until conclusion of judicial/technical matters

Signed:



(Chief Timekeeper)

Printed: 01/05/2022 14:39:44





Round 2, Ulster Kart C'ships/Keltic Cup

Sorted on Laps

Iame Cadet

Nutts Corner National Circuit 0.829 miles

Heat 3

01/05/2022 14:45

Race (7:00 and 1 Laps) started at 14:42:16

Pos	No.	Name	Laps	Total Tm	Diff	Gap	Best Tm	In Lap	2nd Best	Avg Tm
1	31	Jason PARK	8	8:52.849			1:05.789	5	1:05.868	1:06.585
2	77	Kenzie McNALLY	8	8:52.860	0.011	0.011	1:05.839	5	1:06.086	1:06.607
3	27	Brogan McDONALD	8	9:07.275	14.426	14.415	1:07.084	3	1:07.100	1:08.339
4	193	Andie STEWART	8	9:07.743	14.894	0.468	1:07.497	4	1:07.824	1:08.426
5	93	Johnston STEWART	8	9:12.613	19.764	4.870	1:07.736	6	1:07.839	1:08.432
6	94	James LOGAN	8	9:13.799	20.950	1.186	1:07.158	5	1:07.259	1:09.185
7	49	Tony CALVIN	8	9:33.426	40.577	19.627	1:10.441	6	1:10.489	1:11.597

Announcements

Driver No. 93 - 5-sec penalty: U7.8.2 (breaking formation before race start)

Margin of Victory	Avg. Speed	Best Lap Tm	Best Speed	Best Lap by
0.011	44.795	1:05.789	45.351	31 - Jason PARK


Clerk of the Course - Nick Clark

Orbits

Timekeepers - David Barr & Keith Mason

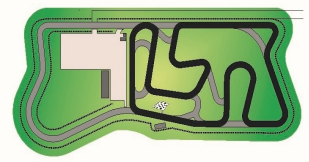
Results remain provisional until conclusion of judicial/technical matters

Signed:



Chief  
Timekeeper





### Round 2, Ulster Kart C'ships/Keltic Cup

1ame Cadet

Nutts Corner National Circuit 0.829 miles

Heat 3

01/05/2022 14:45

Race (7:00 and 1 Laps) started at 14:42:16

Lap	Lap Tm	Diff	Time of Day	Lap	Lap Tm	Diff	Time of Day	Lap	Lap Tm	Diff	Time of Day
<b>(31) Jason PARK</b>											
1	1:08.681	+2.892	14:43:25.200	5	1:10.489	+0.048	14:48:16.726				
2	1:06.993	+1.204	14:44:32.193	6	<b>1:10.441</b>		14:49:27.167				
3	1:05.868	+0.079	14:45:38.061	7	1:10.954	+0.513	14:50:38.121				
4	1:06.299	+0.510	14:46:44.360	8	1:11.655	+1.214	14:51:49.776				
5	<b>1:05.789</b>		14:47:50.149								
6	1:06.137	+0.348	14:48:56.286								
7	1:06.280	+0.491	14:50:02.566								
8	1:06.633	+0.844	14:51:09.199								
<b>(77) Kenzie McNALLY</b>											
1	1:08.429	+2.590	14:43:24.779								
2	1:06.795	+0.956	14:44:31.574								
3	1:06.314	+0.475	14:45:37.888								
4	1:06.410	+0.571	14:46:44.298								
5	<b>1:05.839</b>		14:47:50.137								
6	1:06.086	+0.247	14:48:56.223								
7	1:06.275	+0.436	14:50:02.498								
8	1:06.712	+0.873	14:51:09.210								
<b>(27) Brogan McDONALD</b>											
1	1:12.715	+5.631	14:43:29.627								
2	1:08.555	+1.471	14:44:38.182								
3	<b>1:07.084</b>		14:45:45.266								
4	1:07.148	+0.064	14:46:52.414								
5	1:07.100	+0.016	14:47:59.514								
6	1:08.444	+1.360	14:49:07.958								
7	1:07.313	+0.229	14:50:15.271								
8	1:08.354	+1.270	14:51:23.625								
<b>(193) Andie STEWART</b>											
1	1:10.519	+3.022	14:43:27.200								
2	1:08.624	+1.127	14:44:35.824								
3	1:08.063	+0.566	14:45:43.887								
4	<b>1:07.497</b>		14:46:51.384								
5	1:08.032	+0.535	14:47:59.416								
6	1:08.440	+0.943	14:49:07.856								
7	1:08.413	+0.916	14:50:16.269								
8	1:07.824	+0.327	14:51:24.093								
<b>(93) Johnston STEWART</b>											
1	1:10.386	+2.650	14:43:26.888								
2	1:08.494	+0.758	14:44:35.382								
3	1:08.138	+0.402	14:45:43.520								
4	1:07.839	+0.103	14:46:51.359								
5	1:07.954	+0.218	14:47:59.313								
6	<b>1:07.736</b>		14:49:07.049								
7	1:08.127	+0.391	14:50:15.176								
8	1:08.787	+1.051	14:51:23.963								
<b>(94) James LOGAN</b>											
1	1:17.756	+10.598	14:43:34.419								
2	1:08.015	+0.857	14:44:42.434								
3	1:07.911	+0.753	14:45:50.345								
4	1:07.265	+0.107	14:46:57.610								
5	<b>1:07.158</b>		14:48:04.768								
6	1:10.825	+3.667	14:49:15.593								
7	1:07.297	+0.139	14:50:22.890								
8	1:07.259	+0.101	14:51:30.149								
<b>(49) Tony CALVIN</b>											
1	1:15.467	+5.026	14:43:32.467								
2	1:11.190	+0.749	14:44:43.657								
3	1:11.802	+1.361	14:45:55.459								
4	1:10.778	+0.337	14:47:06.237								

Clerk of the Course - Nick Clark

Orbits

Timekeepers - David Barr & Keith Mason

Results remain provisional until conclusion of judicial/technical matters

Signed:  (Chief Timekeeper)

Round 2, Ulster Kart C'ships/Keltic Cup

Sorted on Laps

Mini Max

Nutts Corner National Circuit 0.829 miles

Heat 3

01/05/2022 15:00

Race (7:00 and 1 Laps) started at 14:53:20

Pos	No.	Name	Laps	Total Tm	Diff	Gap	Best Tm	In Lap	2nd Best	Avg Tm
1	10	Daniel KILPATRICK	8	8:05.010			59.558	4	59.631	1:00.587
2	22	Cole McFADDEN BIGGERSTAFF	8	8:15.051	10.041	10.041	1:00.705	8	1:00.723	1:01.853
3	55	Dennis CHERRY	8	8:30.680	25.670	15.629	1:02.787	6	1:02.835	1:03.835
4	30	John O'NEILL	8	8:44.050	39.040	13.370	1:03.718	7	1:04.017	1:05.436
5	88	Lewis ARTHUR	8	8:44.221	39.211	0.171	1:03.905	8	1:03.917	1:05.463
6	21	Jamie KIDNEY	7	7:28.188	1 Lap	1 Lap	1:00.866	7	1:00.988	1:03.996

Margin of Victory	Avg. Speed	Best Lap Tm	Best Speed	Best Lap by
10.041	49.213	59.558	50.096	10 - Daniel KILPATRICK


Clerk of the Course - Nick Clark

Orbits

Timekeepers - David Barr & Keith Mason

Results remain provisional until conclusion of judicial/technical matters

Signed:



Chief  
Timekeeper



### Round 2, Ulster Kart C'ships/Keltic Cup

Mini Max

Nutts Corner National Circuit 0.829 miles

Heat 3

01/05/2022 15:00

Race (7:00 and 1 Laps) started at 14:53:20

Lap	Lap Tm	Diff	Time of Day	Lap	Lap Tm	Diff	Time of Day	Lap	Lap Tm	Diff	Time of Day
<b>(10) Daniel KILPATRICK</b>											
1	1:04.990	+5.432	14:54:25.708								
2	1:00.493	+0.935	14:55:26.201								
3	1:00.614	+1.056	14:56:26.815								
4	<b>59.558</b>		14:57:26.373								
5	59.877	+0.319	14:58:26.250								
6	59.631	+0.073	14:59:25.881								
7	59.827	+0.269	15:00:25.708								
8	59.708	+0.150	15:01:25.416								
<b>(22) Cole McFADDEN BIGGERSTAFF</b>											
1	1:06.195	+5.490	14:54:26.821								
2	1:02.400	+1.695	14:55:29.221								
3	1:01.600	+0.895	14:56:30.821								
4	1:01.402	+0.697	14:57:32.223								
5	1:00.880	+0.175	14:58:33.103								
6	1:00.926	+0.221	14:59:34.029								
7	1:00.723	+0.018	15:00:34.752								
8	<b>1:00.705</b>		15:01:35.457								
<b>(55) Dennis CHERRY</b>											
1	1:07.268	+4.481	14:54:27.674								
2	1:04.422	+1.635	14:55:32.096								
3	1:03.606	+0.819	14:56:35.702								
4	1:03.130	+0.343	14:57:38.832								
5	1:02.997	+0.210	14:58:41.829								
6	<b>1:02.787</b>		14:59:44.616								
7	1:02.835	+0.048	15:00:47.451								
8	1:03.635	+0.848	15:01:51.086								
<b>(30) John O'NEILL</b>											
1	1:09.224	+5.506	14:54:30.187								
2	1:05.777	+2.059	14:55:35.964								
3	1:05.535	+1.817	14:56:41.499								
4	1:06.120	+2.402	14:57:47.619								
5	1:04.822	+1.104	14:58:52.441								
6	1:04.017	+0.299	14:59:56.458								
7	<b>1:03.718</b>		15:01:00.176								
8	1:04.280	+0.562	15:02:04.456								
<b>(88) Lewis ARTHUR</b>											
1	1:09.600	+5.695	14:54:30.517								
2	1:05.616	+1.711	14:55:36.133								
3	1:05.466	+1.561	14:56:41.599								
4	1:06.121	+2.216	14:57:47.720								
5	1:05.152	+1.247	14:58:52.872								
6	1:03.917	+0.012	14:59:56.789								
7	1:03.933	+0.028	15:01:00.722								
8	<b>1:03.905</b>		15:02:04.627								
<b>(21) Jamie KIDNEY</b>											
1	1:15.896	+15.030	14:54:36.518								
2	1:03.086	+2.220	14:55:39.604								
3	1:02.097	+1.231	14:56:41.701								
4	1:03.983	+3.117	14:57:45.684								
5	1:00.988	+0.122	14:58:46.672								
6	1:01.056	+0.190	14:59:47.728								
7	<b>1:00.866</b>		15:00:48.594								


Clerk of the Course - Nick Clark

Orbits

Timekeepers - David Barr & Keith Mason

Results remain provisional until conclusion of judicial/technical matters

Signed:



(Chief Timekeeper)

Printed: 01/05/2022 15:21:15

Round 2, Ulster Kart C'ships/Keltic Cup

Sorted on Laps

Bambino

Nutts Corner National Circuit 0.829 miles

Heat 2

01/05/2022 15:15

Race (5:00 and 1 Laps) started at 15:09:07

Pos	No.	Name	Laps	Total Tm	Diff	Gap	Best Tm	In Lap	2nd Best	Avg Tm
1	33	Lewis HAZLETT	5	6:51.801			1:20.955	2	1:20.992	1:21.904
2	36	Ethan ROBINSON	5	7:00.372	8.571	8.571	1:22.420	4	1:22.422	1:23.726
3	75	Callum McVEIGH	5	7:00.421	8.620	0.049	1:22.059	4	1:22.131	1:23.407
4	42	Jack HARNEY	5	7:00.967	9.166	0.546	1:21.834	2	1:22.250	1:23.663
5	66	Ryan ARMSTRONG	5	7:13.019	21.218	12.052	1:24.098	2	1:24.980	1:25.974
6	24	Jessica WYLIE	5	7:58.657	1:06.856	45.638	1:33.886	2	1:34.181	1:35.020

Margin of Victory	Avg. Speed	Best Lap Tm	Best Speed	Best Lap by
8.571	36.226	1:20.955	36.855	33 - Lewis HAZLETT


Clerk of the Course - Nick Clark

Orbits

Timekeepers - David Barr & Keith Mason

Results remain provisional until conclusion of judicial/technical matters

Signed:



Chief  
Timekeeper



Round 2, Ulster Kart C'ships/Keltic Cup

Bambino

Nutts Corner National Circuit 0.829 miles

Heat 2

01/05/2022 15:15

Race (5:00 and 1 Laps) started at 15:09:07

Lap	Lap Tm	Diff	Time of Day	Lap	Lap Tm	Diff	Time of Day	Lap	Lap Tm	Diff	Time of Day
<b>(33) Lewis HAZLETT</b>											
1	1:25.406	+4.451	15:10:35.539								
2	<b>1:20.955</b>		15:11:56.494								
3	1:21.078	+0.123	15:13:17.572								
4	1:20.992	+0.037	15:14:38.564								
5	1:21.091	+0.136	15:15:59.655								
<b>(36) Ethan ROBINSON</b>											
1	1:28.525	+6.105	15:10:38.119								
2	1:22.422	+0.002	15:12:00.541								
3	1:22.503	+0.083	15:13:23.044								
4	<b>1:22.420</b>		15:14:45.464								
5	1:22.762	+0.342	15:16:08.226								
<b>(75) Callum McVEIGH</b>											
1	1:28.043	+5.984	15:10:39.281								
2	1:22.131	+0.072	15:12:01.412								
3	1:22.329	+0.270	15:13:23.741								
4	<b>1:22.059</b>		15:14:45.800								
5	1:22.475	+0.416	15:16:08.275								
<b>(42) Jack HARNEY</b>											
1	1:28.570	+6.736	15:10:39.076								
2	<b>1:21.834</b>		15:12:00.910								
3	1:22.250	+0.416	15:13:23.160								
4	1:22.515	+0.681	15:14:45.675								
5	1:23.146	+1.312	15:16:08.821								
<b>(66) Ryan ARMSTRONG</b>											
1	1:28.701	+4.603	15:10:39.701								
2	<b>1:24.098</b>		15:12:03.799								
3	1:24.980	+0.882	15:13:28.779								
4	1:25.814	+1.716	15:14:54.593								
5	1:26.280	+2.182	15:16:20.873								
<b>(24) Jessica WYLIE</b>											
1	1:37.139	+3.253	15:10:48.547								
2	<b>1:33.886</b>		15:12:22.433								
3	1:34.181	+0.295	15:13:56.614								
4	1:34.206	+0.320	15:15:30.820								
5	1:35.691	+1.805	15:17:06.511								


Clerk of the Course - Nick Clark

Orbits

Timekeepers - David Barr & Keith Mason

Results remain provisional until conclusion of judicial/technical matters

Signed:



(Chief Timekeeper)

Printed: 01/05/2022 15:20:23

**Round 2, Ulster Kart C'ships/Keltic Cup**
**Sorted on Laps**

Senior Max

Nutts Corner National Circuit 0.829 miles

Heat 3

01/05/2022 15:30

Race (7:00 and 1 Laps) started at 15:19:36

Pos	No.	Name	Laps	Total Tm	Diff	Gap	Best Tm	In Lap	2nd Best	Avg Tm
Senior Max										
1	26	Daniel CONLON	9	8:29.287			56.233	3	56.267	56.587
2	61	Gary TURKINGTON	9	8:30.951	1.664	1.664	56.070	6	56.116	56.667
3	55	Ben McDOWELL	9	8:31.660	2.373	0.709	56.440	2	56.447	56.829
4	35	James GILLILAND	9	8:32.189	2.902	0.529	56.416	7	56.437	56.862
5	1	Conor McPOLIN	9	8:33.367	4.080	1.178	55.987	3	56.106	56.432
6	33	Pearse MURTAGH	9	8:35.090	5.803	1.723	56.660	4	56.670	57.138
7	32	Gary BLAIR	9	8:35.678	6.391	0.588	56.517	4	56.585	57.189
8	20	Zak LECKEY	9	8:36.958	7.671	1.280	56.578	3	56.758	57.419
9	43	Ben McFALL	9	8:40.291	11.004	3.333	56.611	3	56.627	57.135
10	31	Aaron WALKER	9	8:40.365	11.078	0.074	56.840	3	57.202	57.805
11	45	Sean SPRATT	9	8:42.264	12.977	1.899	57.253	3	57.396	57.944
12	NW	Simon ALLEN	9	8:42.617	13.330	0.353	57.320	3	57.387	57.993
13	24	Jason HETHERINGTON	9	8:42.781	13.494	0.164	57.234	4	57.260	57.951
14	36	Neville BELL	9	8:43.467	14.180	0.686	56.799	6	56.811	58.132
15	11	Philip MAGUIRE	9	9:03.895	34.608	20.428	57.437	3	57.498	59.814
16	12	Johnny CLYDE		0.310	9 Laps	9 Laps		0		

## Senior Max 177

1	28	Marc VASEY	9	8:59.502			57.576	4	57.746	59.644
2	77	Samuel ALLEN	9	9:03.716	4.214	4.214	58.751	4	58.970	59.564
3	69	Richard MALCOLMSON	9	9:04.188	4.686	0.472	58.245	9	58.390	59.552
4	21	Jamie LECKEY	9	9:04.491	4.989	0.303	58.486	4	59.008	59.634

## Announcements

Drivers No. 1, 11, 21, 43, 69 &amp; 77 - 5-sec penalty C2.3.4 (incorrectly positioned front fairing)

Margin of Victory	Avg. Speed	Best Lap Tm	Best Speed	Best Lap by
1.664	52.726	55.987	53.291	1 - Conor McPOLIN


Clerk of the Course - Nick Clark

Orbits

Timekeepers - David Barr &amp; Keith Mason

Results remain provisional until conclusion of judicial/technical matters

Signed:



 Chief  
Timekeeper

**Round 2, Ulster Kart C'ships/Keltic Cup**

Senior Max

Nutts Corner National Circuit 0.829 miles

Heat 3

01/05/2022 15:30

Race (7:00 and 1 Laps) started at 15:19:36

Lap	Lap Tm	Diff	Time of Day
<b>(26) Daniel CONLON</b>			
1	57.619	+1.386	15:20:34.002
2	56.267	+0.034	15:21:30.269
3	<b>56.233</b>		15:22:26.502
4	56.320	+0.087	15:23:22.822
5	56.315	+0.082	15:24:19.137
6	56.610	+0.377	15:25:15.747
7	56.484	+0.251	15:26:12.231
8	56.671	+0.438	15:27:08.902
9	56.768	+0.535	15:28:05.670

Lap	Lap Tm	Diff	Time of Day
<b>(61) Gary TURKINGTON</b>			
1	59.392	+3.322	15:20:36.722
2	56.366	+0.296	15:21:33.088
3	56.116	+0.046	15:22:29.204
4	56.440	+0.370	15:23:25.644
5	56.151	+0.081	15:24:21.795
6	<b>56.070</b>		15:25:17.865
7	56.401	+0.331	15:26:14.266
8	56.749	+0.679	15:27:11.015
9	56.319	+0.249	15:28:07.334

Lap	Lap Tm	Diff	Time of Day
<b>(55) Ben McDOWELL</b>			
1	57.899	+1.459	15:20:34.473
2	<b>56.440</b>		15:21:30.913
3	56.582	+0.142	15:22:27.495
4	56.447	+0.007	15:23:23.942
5	56.476	+0.036	15:24:20.418
6	56.776	+0.336	15:25:17.194
7	57.011	+0.571	15:26:14.205
8	57.010	+0.570	15:27:11.215
9	56.828	+0.388	15:28:08.043

Lap	Lap Tm	Diff	Time of Day
<b>(35) James GILLILAND</b>			
1	59.277	+2.861	15:20:36.083
2	56.540	+0.124	15:21:32.623
3	56.437	+0.021	15:22:29.060
4	56.816	+0.400	15:23:25.876
5	56.523	+0.107	15:24:22.399
6	56.472	+0.056	15:25:18.871
7	<b>56.416</b>		15:26:15.287
8	56.680	+0.264	15:27:11.967
9	56.605	+0.189	15:28:08.572

Lap	Lap Tm	Diff	Time of Day
<b>(1) Conor McPOLIN</b>			
1	58.080	+2.093	15:20:34.942
2	56.109	+0.122	15:21:31.051
3	<b>55.987</b>		15:22:27.038
4	56.106	+0.119	15:23:23.144
5	56.140	+0.153	15:24:19.284
6	56.144	+0.157	15:25:15.428
7	56.461	+0.474	15:26:11.889
8	56.460	+0.473	15:27:08.349
9	56.401	+0.414	15:28:04.750

Lap	Lap Tm	Diff	Time of Day
<b>(33) Pearse MURTAGH</b>			
1	59.466	+2.806	15:20:36.695
2	57.037	+0.377	15:21:33.732
3	56.995	+0.335	15:22:30.727
4	<b>56.660</b>		15:23:27.387
5	56.670	+0.010	15:24:24.057
6	56.810	+0.150	15:25:20.867
7	56.712	+0.052	15:26:17.579
8	56.934	+0.274	15:27:14.513
9	56.960	+0.300	15:28:11.473

Lap	Lap Tm	Diff	Time of Day
<b>(32) Gary BLAIR</b>			
1	1:00.457	+3.940	15:20:37.816
2	57.116	+0.599	15:21:34.932
3	56.658	+0.141	15:22:31.590
4	<b>56.517</b>		15:23:28.107
5	56.585	+0.068	15:24:24.692
6	56.864	+0.347	15:25:21.556
7	56.908	+0.391	15:26:18.464
8	56.833	+0.316	15:27:15.297
9	56.764	+0.247	15:28:12.061

Lap	Lap Tm	Diff	Time of Day
<b>(20) Zak LECKEY</b>			
1	59.725	+3.147	15:20:36.292
2	57.115	+0.537	15:21:33.407
3	<b>56.578</b>		15:22:29.985
4	56.758	+0.180	15:23:26.743
5	57.059	+0.481	15:24:23.802
6	57.646	+1.068	15:25:21.448
7	57.816	+1.238	15:26:19.264
8	56.904	+0.326	15:27:16.168
9	57.173	+0.595	15:28:13.341

Lap	Lap Tm	Diff	Time of Day
<b>(43) Ben McFALL</b>			
1	59.984	+3.373	15:20:37.439
2	56.908	+0.297	15:21:34.347
3	<b>56.611</b>		15:22:30.958
4	56.754	+0.143	15:23:27.712
5	56.627	+0.016	15:24:24.339
6	56.871	+0.260	15:25:21.210
7	56.712	+0.101	15:26:17.922
8	56.902	+0.291	15:27:14.824
9	56.850	+0.239	15:28:11.674

Lap	Lap Tm	Diff	Time of Day
<b>(31) Aaron WALKER</b>			
1	1:00.602	+3.762	15:20:37.103
2	58.169	+1.329	15:21:35.272
3	<b>56.840</b>		15:22:32.112
4	57.240	+0.400	15:23:29.352
5	57.468	+0.628	15:24:26.820
6	57.202	+0.362	15:25:24.022
7	57.643	+0.803	15:26:21.665
8	57.708	+0.868	15:27:19.373
9	57.375	+0.535	15:28:16.748

Lap	Lap Tm	Diff	Time of Day
<b>(45) Sean SPRATT</b>			
1	1:00.978	+3.725	15:20:38.126
2	57.409	+0.156	15:21:35.535
3	<b>57.253</b>		15:22:32.788
4	57.535	+0.282	15:23:30.323
5	57.620	+0.367	15:24:27.943
6	57.527	+0.274	15:25:25.470
7	57.396	+0.143	15:26:22.866
8	57.857	+0.604	15:27:20.723
9	57.924	+0.671	15:28:18.647

Lap	Lap Tm	Diff	Time of Day
<b>(NW) Simon ALLEN</b>			
1	1:01.548	+4.228	15:20:38.607
2	57.597	+0.277	15:21:36.204
3	<b>57.320</b>		15:22:33.524
4	57.437	+0.117	15:23:30.961
5	57.400	+0.080	15:24:28.361
6	57.417	+0.097	15:25:25.778
7	57.387	+0.067	15:26:23.165
8	58.111	+0.791	15:27:21.276
9	57.724	+0.404	15:28:19.000

Lap	Lap Tm	Diff	Time of Day
<b>(24) Jason HETHERINGTON</b>			
1	1:01.612	+4.378	15:20:39.213
2	57.839	+0.605	15:21:37.052
3	57.551	+0.317	15:22:34.603
4	<b>57.234</b>		15:23:31.837
5	57.436	+0.202	15:24:29.273
6	57.314	+0.080	15:25:26.587
7	57.260	+0.026	15:26:23.847
8	57.599	+0.365	15:27:21.446
9	57.718	+0.484	15:28:19.164

Lap	Lap Tm	Diff	Time of Day
<b>(36) Neville BELL</b>			
1	1:05.251	+8.452	15:20:41.913
2	57.947	+1.148	15:21:39.860
3	58.601	+1.802	15:22:38.461
4	56.947	+0.148	15:23:35.408
5	56.811	+0.012	15:24:32.219
6	<b>56.799</b>		15:25:29.018
7	56.817	+0.018	15:26:25.835
8	57.072	+0.273	15:27:22.907
9	56.943	+0.144	15:28:19.850

Lap	Lap Tm	Diff	Time of Day
<b>(28) Marc VASEY</b>			
1	1:06.773	+9.197	15:20:45.855
2	57.803	+0.227	15:21:43.658
3	57.746	+0.170	15:22:41.404
4	<b>57.576</b>		15:23:38.980
5	58.668	+1.092	15:24:37.648
6	58.589	+2.013	15:25:37.237
7	59.417	+1.841	15:26:36.654
8	1:00.929	+3.353	15:27:37.583
9	58.302	+0.726	15:28:35.885

Lap	Lap Tm	Diff	Time of Day
<b>(77) Samuel ALLEN</b>			
1	1:01.566	+2.815	15:20:40.583
2	59.184	+0.433	15:21:39.767
3	59.633	+0.882	15:22:39.400
4	<b>58.751</b>		15:23:38.151
5	59.012	+0.261	15:24:37.163
6	58.970	+0.219	15:25:36.133
7	59.964	+1.213	15:26:36.097
8	59.734	+0.983	15:27:35.831
9	59.268	+0.517	15:28:35.099

Lap	Lap Tm	Diff	Time of Day
<b>(11) Philip MAGUIRE</b>			
1	1:09.880	+12.443	15:20:46.826
2	57.758	+0.321	15:21:44.584
3	<b>57.437</b>		15:22:42.021
4	57.498	+0.061	15:23:39.519
5	58.302	+0.865	15:24:37.821
6	59.121	+1.684	15:25:36.942
7	59.462	+2.025	15:26:36.404
8	59.894	+2.457	15:27:36.298
9	58.980	+1.543	15:28:35.278

Lap	Lap Tm	Diff	Time of Day
<b>(69) Richard MALCOLMSON</b>			
1	1:01.274	+3.029	15:20:40.872
2	59.018	+0.773	15:21:39.890
3	1:00.229	+1.984	15:22:40.119
4	58.390	+0.145	15:23:38.509
5	58.938	+0.693	15:24:37.447
6	59.283	+1.038	15:25:36.730
7	1:00.098	+1.853	15:26:36.828
8	1:00.498	+2.253	15:27:37.326
9	<b>58.245</b>		15:28:35.571


Clerk of the Course - Nick Clark

Orbits

Timekeepers - David Barr & Keith Mason

Results remain provisional until conclusion of judicial/technical matters

Signed:



(Chief Timekeeper)



Round 2, Ulster Kart C'ships/Keltic Cup

Senior Max

Nutts Corner National Circuit 0.829 miles

Heat 3

01/05/2022 15:30

Race (7:00 and 1 Laps) started at 15:19:36

Lap	Lap Tm	Diff	Time of Day	Lap	Lap Tm	Diff	Time of Day	Lap	Lap Tm	Diff	Time of Day
(21) Jamie LECKEY											
1	1:01.678	+3.192	15:20:40.843								
2	59.680	+1.194	15:21:40.523								
3	59.355	+0.869	15:22:39.878								
4	<b>58.486</b>		15:23:38.364								
5	59.008	+0.522	15:24:37.372								
6	59.306	+0.820	15:25:36.678								
7	59.526	+1.040	15:26:36.204								
8	59.852	+1.366	15:27:36.056								
9	59.818	+1.332	15:28:35.874								


Clerk of the Course - Nick Clark

Orbits

Timekeepers - David Barr & Keith Mason

Results remain provisional until conclusion of judicial/technical matters

Signed:



(Chief Timekeeper)

**Round 2, Ulster Kart C'ships/Keltic Cup**
**Sorted on Laps**

Honda Cadet

Nutts Corner National Circuit 0.829 miles

Final

01/05/2022 15:45

Race (10:00 and 1 Laps) started at 15:31:39

Pos	No.	Name	Laps	Total Tm	Diff	Gap	Best Tm	In Lap	2nd Best	Avg Tm
1	IGP	Joel MURPHY	10	11:17.429			1:07.197	3	1:07.216	1:07.741
2	18	Archie CONDY	10	11:17.681	0.252	0.252	1:07.173	10	1:07.284	1:07.754
3	17	Charlie CONDY	10	11:23.327	5.898	5.646	1:07.010	10	1:07.077	1:08.332
4	19	Conan WARNOCK	10	11:24.158	6.729	0.831	1:07.446	10	1:07.545	1:08.353
5	36	Declan NOBLE	10	11:29.236	11.807	5.078	1:07.308	10	1:07.922	1:08.372
6	32	Harry McDOWELL	10	11:30.828	13.399	1.592	1:08.250	9	1:08.426	1:09.066
7	46	Evan PURCELL	10	11:32.915	15.486	2.087	1:08.585	6	1:08.631	1:09.184
8	99	Travis BAILIE	10	11:34.157	16.728	1.242	1:08.346	10	1:08.350	1:09.376
9	29	Noah McFARLANE	10	11:35.950	18.521	1.793	1:06.958	9	1:07.053	1:09.567
10	54	Max COLBERT	10	11:39.443	22.014	3.493	1:07.969	10	1:08.413	1:09.394
11	35	Harry MONTGOMERY	10	11:40.316	22.887	0.873	1:08.709	6	1:08.718	1:09.950
12	25	Joshua WYLIE	10	11:41.821	24.392	1.505	1:08.640	6	1:08.687	1:09.600
13	11	Ryan ARTHUR	10	11:43.592	26.163	1.771	1:07.756	9	1:07.829	1:09.789

**Announcements**

Drivers No.11, 25, 36 &amp; 54: 5-sec penalty C2.3.4 (incorrectly positioned front fairing)

Margin of Victory	Avg. Speed	Best Lap Tm	Best Speed	Best Lap by
0.252	44.043	1:06.958	44.559	29 - Noah McFARLANE


Clerk of the Course - Nick Clark

Orbits

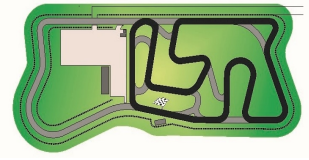
Timekeepers - David Barr &amp; Keith Mason

Results remain provisional until conclusion of judicial/technical matters

Signed:



 Chief  
 Timekeeper


**Round 2, Ulster Kart C'ships/Keltic Cup**

Honda Cadet

Nutts Corner National Circuit 0.829 miles

Final

01/05/2022 15:45

Race (10:00 and 1 Laps) started at 15:31:39

Lap	Lap Tm	Diff	Time of Day
<b>(IGP) Joel MURPHY</b>			
1	1:08.460	+1.263	15:32:47.891
2	1:07.811	+0.614	15:33:55.702
3	<b>1:07.197</b>		15:35:02.899
4	1:08.279	+1.082	15:36:11.178
5	1:07.375	+0.178	15:37:18.553
6	1:07.517	+0.320	15:38:26.070
7	1:07.686	+0.489	15:39:33.756
8	1:08.546	+1.349	15:40:42.302
9	1:07.216	+0.019	15:41:49.518
10	1:07.323	+0.126	15:42:56.841

Lap	Lap Tm	Diff	Time of Day
<b>(18) Archie CONDY</b>			
1	1:09.553	+2.380	15:32:49.105
2	1:07.651	+0.478	15:33:56.756
3	1:07.414	+0.241	15:35:04.170
4	1:07.605	+0.432	15:36:11.775
5	1:07.310	+0.137	15:37:19.085
6	1:07.662	+0.489	15:38:26.747
7	1:07.756	+0.583	15:39:34.503
8	1:08.133	+0.960	15:40:42.636
9	1:07.284	+0.111	15:41:49.920
10	<b>1:07.173</b>		15:42:57.093

Lap	Lap Tm	Diff	Time of Day
<b>(17) Charlie CONDY</b>			
1	1:08.417	+1.407	15:32:47.829
2	1:07.348	+0.338	15:33:55.177
3	1:07.436	+0.426	15:35:02.613
4	1:08.683	+1.673	15:36:11.296
5	1:07.089	+0.079	15:37:18.385
6	1:07.728	+0.718	15:38:26.113
7	1:07.709	+0.699	15:39:33.822
8	1:14.830	+7.820	15:40:48.652
9	1:07.077	+0.067	15:41:55.729
10	<b>1:07.010</b>		15:43:02.739

Lap	Lap Tm	Diff	Time of Day
<b>(19) Conan WARNOCK</b>			
1	1:10.450	+3.004	15:32:50.489
2	1:08.386	+0.940	15:33:58.875
3	1:08.232	+0.786	15:35:07.107
4	1:08.322	+0.876	15:36:15.429
5	1:08.153	+0.707	15:37:23.582
6	1:08.482	+1.036	15:38:32.064
7	1:07.545	+0.099	15:39:39.609
8	1:07.988	+0.542	15:40:47.597
9	1:08.527	+1.081	15:41:56.124
10	<b>1:07.446</b>		15:43:03.570

Lap	Lap Tm	Diff	Time of Day
<b>(36) Declan NOBLE</b>			
1	1:10.657	+3.349	15:32:50.584
2	1:08.357	+1.049	15:33:58.941
3	1:08.231	+0.923	15:35:07.172
4	1:08.328	+1.020	15:36:15.500
5	1:08.150	+0.842	15:37:23.650
6	1:08.007	+0.699	15:38:31.657
7	1:07.922	+0.614	15:39:39.579
8	1:08.217	+0.909	15:40:47.796
9	1:08.544	+1.236	15:41:56.340
10	<b>1:07.308</b>		15:43:03.648

Lap	Lap Tm	Diff	Time of Day
<b>(32) Harry McDOWELL</b>			
1	1:12.260	+4.010	15:32:51.839
2	1:09.114	+0.864	15:34:00.953
3	1:08.426	+0.176	15:35:09.379
4	1:08.436	+0.186	15:36:17.815

Lap	Lap Tm	Diff	Time of Day
5	1:08.584	+0.334	15:37:26.399
6	1:08.979	+0.729	15:38:35.378
7	1:09.601	+1.351	15:39:44.979
8	1:08.477	+0.227	15:40:53.456
9	<b>1:08.250</b>		15:42:01.706
10	1:08.534	+0.284	15:43:10.240

Lap	Lap Tm	Diff	Time of Day
<b>(46) Evan PURCELL</b>			
1	1:11.807	+3.222	15:32:52.291
2	1:09.117	+0.532	15:34:01.408
3	1:08.631	+0.046	15:35:10.039
4	1:09.326	+0.741	15:36:19.365
5	1:08.956	+0.371	15:37:28.321
6	<b>1:08.585</b>		15:38:36.906
7	1:09.003	+0.418	15:39:45.909
8	1:09.133	+0.548	15:40:55.042
9	1:08.648	+0.063	15:42:03.690
10	1:08.637	+0.052	15:43:12.327

Lap	Lap Tm	Diff	Time of Day
<b>(99) Travis BAILIE</b>			
1	1:14.498	+6.152	15:32:54.305
2	1:10.033	+1.687	15:34:04.338
3	1:08.621	+0.275	15:35:12.959
4	1:08.772	+0.426	15:36:21.731
5	1:08.845	+0.499	15:37:30.576
6	1:08.786	+0.440	15:38:39.362
7	1:08.545	+0.199	15:39:47.907
8	1:08.350	+0.004	15:40:56.257
9	1:08.966	+0.620	15:42:05.223
10	<b>1:08.346</b>		15:43:13.569

Lap	Lap Tm	Diff	Time of Day
<b>(29) Noah McFARLANE</b>			
1	1:09.973	+3.015	15:32:49.657
2	1:07.768	+0.810	15:33:57.425
3	1:07.053	+0.095	15:35:04.478
4	1:15.776	+8.818	15:36:20.254
5	1:07.707	+0.749	15:37:27.961
6	1:07.505	+0.547	15:38:35.466
7	1:17.788	+10.830	15:39:53.254
8	1:07.698	+0.740	15:41:00.952
9	<b>1:06.958</b>		15:42:07.910
10	1:07.452	+0.494	15:43:15.362

Lap	Lap Tm	Diff	Time of Day
<b>(54) Max COLBERT</b>			
1	1:14.075	+6.106	15:32:53.990
2	1:09.697	+1.728	15:34:03.687
3	1:09.025	+1.056	15:35:12.712
4	1:08.655	+0.686	15:36:21.367
5	1:08.996	+1.027	15:37:30.363
6	1:08.413	+0.444	15:38:38.776
7	1:08.786	+0.817	15:39:47.562
8	1:08.809	+0.840	15:40:56.371
9	1:09.515	+1.546	15:42:05.886
10	<b>1:07.969</b>		15:43:13.855

Lap	Lap Tm	Diff	Time of Day
<b>(35) Harry MONTGOMERY</b>			
1	1:11.839	+3.130	15:32:52.060
2	1:08.994	+0.285	15:34:01.054
3	1:08.718	+0.009	15:35:09.772
4	1:09.408	+0.699	15:36:19.180
5	1:08.791	+0.082	15:37:27.971
6	<b>1:08.709</b>		15:38:36.680
7	1:08.941	+0.232	15:39:45.621
8	1:10.541	+1.832	15:40:56.162
9	1:11.963	+3.254	15:42:08.125
10	1:11.603	+2.894	15:43:19.728


Clerk of the Course - Nick Clark

Orbits

Timekeepers - David Barr &amp; Keith Mason

Results remain provisional until conclusion of judicial/technical matters

Signed:



(Chief Timekeeper)

Round 2, Ulster Kart C'ships/Keltic Cup

Sorted on Laps

Junior Max

Nutts Corner National Circuit 0.829 miles

Final

01/05/2022 16:05

Race (10:00 and 1 Laps) started at 15:45:17

Pos	No.	Name	Laps	Total Tm	Diff	Gap	Best Tm	In Lap	2nd Best	Avg Tm
Junior Max										
1	92	Reuben KERNOHAN	12	11:32.157			57.344	7	57.441	57.679
2	46	Bobby Joe McFALL	12	11:33.747	1.590	1.590	57.483	4	57.512	57.810
3	48	Finlay BROWN	12	11:34.155	1.998	0.408	57.452	7	57.484	57.838
4	72	Gavin DEWART	12	11:38.667	6.510	4.512	57.628	6	57.736	58.205
5	36	Joe GARDINER	12	11:40.133	7.976	1.466	57.715	6	57.798	58.338
6	20	Jack MURTAGH	12	11:40.266	8.109	0.133	57.705	6	57.882	58.332
7	34	Peter GILLILAND	12	11:42.575	10.418	2.309	57.838	6	57.906	58.529
8	11	James GREER	12	11:44.136	11.979	1.561	57.955	7	58.135	58.642
9	14	Carter KELLY	12	11:44.999	12.842	0.863	57.509	8	57.578	58.305
10	33	Joseph McMAHON	12	11:46.176	14.019	1.177	57.726	12	57.741	58.393
11	42	Edward McDONNELL	12	11:47.858	15.701	1.682	58.025	7	58.135	58.932

X30 Junior

1	11	Carter MOONEY	12	11:43.125			57.523	7	57.661	58.533
---	----	---------------	----	-----------	--	--	--------	---	--------	--------

Margin of Victory	Avg. Speed	Best Lap Tm	Best Speed	Best Lap by
1.590	51.727	57.344	52.030	92 - Reuben KERNOHAN


Clerk of the Course - Nick Clark

Orbits

Timekeepers - David Barr & Keith Mason

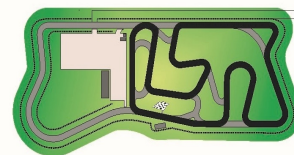
Results remain provisional until conclusion of judicial/technical matters

Signed:



Chief  
Timekeeper





### Round 2, Ulster Kart C'ships/Keltic Cup

Junior Max

Nuts Corner National Circuit 0.829 miles

Final

01/05/2022 16:05

Race (10:00 and 1 Laps) started at 15:45:17

Lap	Lap Tm	Diff	Time of Day
<b>(92) Reuben KERNOHAN</b>			
1	58.684	+1.340	15:46:15.900
2	57.679	+0.335	15:47:13.579
3	57.707	+0.363	15:48:11.286
4	57.476	+0.132	15:49:08.762
5	57.441	+0.097	15:50:06.203
6	57.540	+0.196	15:51:03.743
7	<b>57.344</b>		15:52:01.087
8	57.584	+0.240	15:52:58.671
9	57.600	+0.256	15:53:56.271
10	57.545	+0.201	15:54:53.816
11	57.608	+0.264	15:55:51.424
12	57.949	+0.605	15:56:49.373

Lap	Lap Tm	Diff	Time of Day
<b>(46) Bobby Joe McFALL</b>			
1	59.184	+1.701	15:46:16.427
2	57.795	+0.312	15:47:14.222
3	57.554	+0.071	15:48:11.776
4	<b>57.483</b>		15:49:09.259
5	57.612	+0.129	15:50:06.871
6	57.659	+0.176	15:51:04.530
7	57.512	+0.029	15:52:02.042
8	57.665	+0.182	15:52:59.707
9	57.837	+0.354	15:53:57.544
10	57.739	+0.256	15:54:55.283
11	57.674	+0.191	15:55:52.957
12	58.006	+0.523	15:56:50.963

Lap	Lap Tm	Diff	Time of Day
<b>(48) Finlay BROWN</b>			
1	59.339	+1.887	15:46:16.651
2	57.843	+0.391	15:47:14.494
3	58.179	+0.727	15:48:12.673
4	57.959	+0.507	15:49:10.632
5	57.770	+0.318	15:50:08.402
6	57.668	+0.216	15:51:06.070
7	<b>57.452</b>		15:52:03.522
8	57.557	+0.105	15:53:01.079
9	57.484	+0.032	15:53:58.563
10	57.639	+0.187	15:54:56.202
11	57.557	+0.105	15:55:53.759
12	57.612	+0.160	15:56:51.371

Lap	Lap Tm	Diff	Time of Day
<b>(72) Gavin DEWART</b>			
1	1:00.365	+2.737	15:46:17.777
2	58.137	+0.509	15:47:15.914
3	58.322	+0.694	15:48:14.236
4	57.736	+0.108	15:49:11.972
5	58.173	+0.545	15:50:10.145
6	<b>57.628</b>		15:51:07.773
7	58.138	+0.510	15:52:05.911
8	58.322	+0.694	15:53:04.233
9	57.818	+0.190	15:54:02.051
10	58.080	+0.452	15:55:00.131
11	57.894	+0.266	15:55:58.025
12	57.858	+0.230	15:56:55.883

Lap	Lap Tm	Diff	Time of Day
<b>(36) Joe GARDINER</b>			
1	1:00.844	+3.129	15:46:18.128
2	58.067	+0.352	15:47:16.195
3	58.155	+0.440	15:48:14.350
4	57.851	+0.136	15:49:12.201
5	57.798	+0.083	15:50:09.999
6	<b>57.715</b>		15:51:07.714
7	58.124	+0.409	15:52:05.838
8	59.017	+1.302	15:53:04.855

Lap	Lap Tm	Diff	Time of Day
9	57.924	+0.209	15:54:02.779
10	58.120	+0.405	15:55:00.899
11	57.904	+0.189	15:55:58.803
12	58.546	+0.831	15:56:57.349

Lap	Lap Tm	Diff	Time of Day
<b>(20) Jack MURTAGH</b>			
1	1:01.232	+3.527	15:46:18.723
2	58.069	+0.364	15:47:16.792
3	58.005	+0.300	15:48:14.797
4	57.882	+0.177	15:49:12.679
5	57.884	+0.179	15:50:10.563
6	<b>57.705</b>		15:51:08.268
7	58.020	+0.315	15:52:06.288
8	58.357	+0.652	15:53:04.645
9	57.911	+0.206	15:54:02.556
10	57.956	+0.251	15:55:00.512
11	58.129	+0.424	15:55:58.641
12	58.841	+1.136	15:56:57.482

Lap	Lap Tm	Diff	Time of Day
<b>(34) Peter GILLILAND</b>			
1	1:01.692	+3.854	15:46:19.132
2	58.575	+0.737	15:47:17.707
3	58.255	+0.417	15:48:15.962
4	58.713	+0.875	15:49:14.675
5	58.004	+0.166	15:50:12.679
6	<b>57.838</b>		15:51:10.517
7	58.129	+0.291	15:52:08.646
8	57.953	+0.115	15:53:06.599
9	59.173	+1.335	15:54:05.772
10	58.135	+0.297	15:55:03.907
11	57.978	+0.140	15:56:01.885
12	57.906	+0.068	15:56:59.791

Lap	Lap Tm	Diff	Time of Day
<b>(11) Carter MOONEY</b>			
1	1:02.784	+5.261	15:46:20.726
2	59.093	+1.570	15:47:19.819
3	58.526	+1.003	15:48:18.345
4	58.343	+0.820	15:49:16.688
5	58.700	+1.177	15:50:15.388
6	57.932	+0.409	15:51:13.320
7	<b>57.523</b>		15:52:10.843
8	57.734	+0.211	15:53:08.577
9	57.661	+0.138	15:54:06.238
10	58.195	+0.672	15:55:04.433
11	57.927	+0.404	15:56:02.360
12	57.981	+0.458	15:57:00.341

Lap	Lap Tm	Diff	Time of Day
<b>(11) James GREER</b>			
1	1:02.377	+4.422	15:46:20.024
2	58.500	+0.545	15:47:18.524
3	58.146	+0.191	15:48:16.670
4	58.226	+0.271	15:49:14.896
5	58.210	+0.255	15:50:13.106
6	58.224	+0.269	15:51:11.330
7	<b>57.955</b>		15:52:09.285
8	58.224	+0.269	15:53:07.509
9	58.495	+0.540	15:54:06.004
10	58.406	+0.451	15:55:04.410
11	58.807	+0.852	15:56:03.217
12	58.135	+0.180	15:57:01.352

Lap	Lap Tm	Diff	Time of Day
<b>(14) Carter KELLY</b>			
1	1:01.945	+4.436	15:46:19.495
2	58.750	+1.241	15:47:18.245
3	57.913	+0.404	15:48:16.158
4	58.029	+0.520	15:49:14.187

Lap	Lap Tm	Diff	Time of Day
5	57.937	+0.428	15:50:12.124
6	57.749	+0.240	15:51:09.873
7	57.578	+0.069	15:52:07.451
8	<b>57.509</b>		15:53:04.960
9	57.886	+0.377	15:54:02.846
10	57.792	+0.283	15:55:00.638
11	58.090	+0.581	15:55:58.728
12	58.487	+0.978	15:56:57.215

Lap	Lap Tm	Diff	Time of Day
<b>(33) Joseph McMAHON</b>			
1	1:01.702	+3.976	15:46:19.370
2	58.756	+1.030	15:47:18.126
3	57.863	+0.137	15:48:15.989
4	58.080	+0.354	15:49:14.069
5	57.882	+0.156	15:50:11.951
6	57.818	+0.092	15:51:09.769
7	58.084	+0.358	15:52:07.853
8	57.835	+0.109	15:53:05.688
9	59.404	+1.678	15:54:05.092
10	57.741	+0.015	15:55:02.833
11	57.833	+0.107	15:56:00.666
12	<b>57.726</b>		15:56:58.392

Lap	Lap Tm	Diff	Time of Day
<b>(42) Edward McDONNELL</b>			
1	1:03.228	+5.203	15:46:21.117
2	58.982	+0.957	15:47:20.099
3	58.660	+0.635	15:48:18.759
4	58.135	+0.110	15:49:16.894
5	58.470	+0.445	15:50:15.364
6	58.411	+0.386	15:51:13.775
7	<b>58.025</b>		15:52:11.800
8	58.531	+0.506	15:53:10.331
9	58.585	+0.560	15:54:08.916
10	58.833	+0.808	15:55:07.749
11	58.521	+0.496	15:56:06.270
12	58.804	+0.779	15:57:05.074


Clerk of the Course - Nick Clark

Orbits

Timekeepers - David Barr & Keith Mason

Results remain provisional until conclusion of judicial/technical matters

Signed:



(Chief Timekeeper)



Round 2, Ulster Kart C'ships/Keltic Cup

Sorted on Laps

Time Cadet

Nutts Corner National Circuit 0.829 miles

Final

01/05/2022 16:25

Race (10:00 and 1 Laps) started at 15:58:50

Pos	No.	Name	Laps	Total Tm	Diff	Gap	Best Tm	In Lap	2nd Best	Avg Tm
1	31	Jason PARK	11	12:04.190			1:05.211	4	1:05.394	1:05.835
2	77	Kenzie McNALLY	11	12:04.194	0.004	0.004	1:05.207	4	1:05.398	1:05.802
3	94	James LOGAN	11	12:13.756	9.566	9.562	1:06.174	5	1:06.200	1:06.666
4	27	Brogan McDONALD	11	12:18.096	13.906	4.340	1:06.405	5	1:06.683	1:07.096
5	93	Johnston STEWART	11	12:21.885	17.695	3.789	1:06.798	8	1:06.943	1:07.378
6	193	Andie STEWART	11	12:28.607	24.417	6.722	1:07.358	6	1:07.473	1:07.980
7	49	Tony CALVIN	11	12:51.242	47.052	22.635	1:08.703	2	1:09.163	1:10.017

Margin of Victory	Avg. Speed	Best Lap Tm	Best Speed	Best Lap by
0.004	45.319	1:05.207	45.756	77 - Kenzie McNALLY


Clerk of the Course - Nick Clark

Orbits

Timekeepers - David Barr & Keith Mason

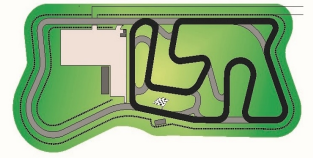
Results remain provisional until conclusion of judicial/technical matters

Signed:



Chief  
Timekeeper





### Round 2, Ulster Kart C'ships/Keltic Cup

16cm Cadet

Nutts Corner National Circuit 0.829 miles

Final

01/05/2022 16:25

Race (10:00 and 1 Laps) started at 15:58:50

Lap	Lap Tm	Diff	Time of Day
<b>(31) Jason PARK</b>			
1	1:06.852	+1.641	15:59:57.127
2	1:05.601	+0.390	16:01:02.728
3	1:05.394	+0.183	16:02:08.122
4	<b>1:05.211</b>		16:03:13.333
5	1:05.736	+0.525	16:04:19.069
6	1:05.742	+0.531	16:05:24.811
7	1:05.727	+0.516	16:06:30.538
8	1:05.627	+0.416	16:07:36.165
9	1:05.609	+0.398	16:08:41.774
10	1:06.088	+0.877	16:09:47.862
11	1:06.603	+1.392	16:10:54.465
<b>(77) Kenzie McNALLY</b>			
1	1:06.427	+1.220	15:59:57.066
2	1:05.600	+0.393	16:01:02.666
3	1:05.398	+0.191	16:02:08.064
4	<b>1:05.207</b>		16:03:13.271
5	1:05.734	+0.527	16:04:19.005
6	1:05.744	+0.537	16:05:24.749
7	1:05.674	+0.467	16:06:30.423
8	1:05.683	+0.476	16:07:36.106
9	1:05.606	+0.399	16:08:41.712
10	1:06.210	+1.003	16:09:47.922
11	1:06.547	+1.340	16:10:54.469
<b>(94) James LOGAN</b>			
1	1:07.732	+1.558	15:59:58.435
2	1:06.397	+0.223	16:01:04.832
3	1:06.772	+0.598	16:02:11.604
4	1:07.155	+0.981	16:03:18.759
5	<b>1:06.174</b>		16:04:24.933
6	1:06.324	+0.150	16:05:31.257
7	1:06.200	+0.026	16:06:37.457
8	1:06.481	+0.307	16:07:43.938
9	1:06.796	+0.622	16:08:50.734
10	1:06.328	+0.154	16:09:57.062
11	1:06.969	+0.795	16:11:04.031
<b>(27) Brogan McDONALD</b>			
1	1:07.719	+1.314	15:59:58.030
2	1:06.703	+0.296	16:01:04.733
3	1:06.910	+0.505	16:02:11.643
4	1:07.191	+0.786	16:03:18.834
5	<b>1:06.405</b>		16:04:25.239
6	1:07.284	+0.879	16:05:32.523
7	1:06.683	+0.278	16:06:39.206
8	1:07.001	+0.596	16:07:46.207
9	1:07.525	+1.120	16:08:53.732
10	1:06.982	+0.577	16:10:00.714
11	1:07.657	+1.252	16:11:08.371
<b>(93) Johnston STEWART</b>			
1	1:09.047	+2.249	16:00:00.049
2	1:07.335	+0.537	16:01:07.384
3	1:07.080	+0.282	16:02:14.464
4	1:07.174	+0.376	16:03:21.638
5	1:07.323	+0.525	16:04:28.961
6	1:06.943	+0.145	16:05:35.904
7	1:07.645	+0.847	16:06:43.549
8	<b>1:06.798</b>		16:07:50.347
9	1:07.194	+0.396	16:08:57.541
10	1:07.339	+0.541	16:10:04.880
11	1:07.280	+0.482	16:11:12.160

Lap	Lap Tm	Diff	Time of Day
<b>(193) Andie STEWART</b>			
1	1:09.083	+1.725	16:00:00.180
2	1:07.788	+0.430	16:01:07.968
3	1:07.639	+0.281	16:02:15.607
4	1:07.473	+0.115	16:03:23.080
5	1:07.569	+0.211	16:04:30.649
6	<b>1:07.358</b>		16:05:38.007
7	1:07.610	+0.252	16:06:45.617
8	1:07.845	+0.487	16:07:53.462
9	1:08.797	+1.439	16:09:02.259
10	1:08.265	+0.907	16:10:10.524
11	1:08.358	+1.000	16:11:18.882
<b>(49) Tony CALVIN</b>			
1	1:09.428	+0.725	16:00:00.758
2	<b>1:08.703</b>		16:01:09.461
3	1:09.638	+0.935	16:02:19.099
4	1:09.163	+0.460	16:03:28.262
5	1:09.552	+0.849	16:04:37.814
6	1:10.130	+1.427	16:05:47.944
7	1:11.321	+2.618	16:06:59.265
8	1:09.768	+1.065	16:08:09.033
9	1:10.479	+1.776	16:09:19.512
10	1:11.005	+2.302	16:10:30.517
11	1:11.000	+2.297	16:11:41.517

Lap	Lap Tm	Diff	Time of Day
-----	--------	------	-------------


Clerk of the Course - Nick Clark

Orbits

Timekeepers - David Barr & Keith Mason

Results remain provisional until conclusion of judicial/technical matters

Signed:



(Chief Timekeeper)

Printed: 01/05/2022 16:14:48



Round 2, Ulster Kart C'ships/Keltic Cup

Sorted on Laps

Mini Max

Nutts Corner National Circuit 0.829 miles

Final

01/05/2022 16:45

Race (10:00 and 1 Laps) started at 16:13:11

Pos	No.	Name	Laps	Total Tm	Diff	Gap	Best Tm	In Lap	2nd Best	Avg Tm
1	10	Daniel KILPATRICK	11	10:54.918			59.082	11	59.133	59.538
2	21	Jamie KIDNEY	11	11:08.473	13.555	13.555	1:00.135	10	1:00.298	1:00.732
3	22	Cole McFADDEN BIGGERSTAFF	11	11:08.574	13.656	0.101	59.774	9	1:00.014	1:00.746
4	88	Lewis ARTHUR	10	10:39.718	1 Lap	1 Lap	1:02.957	7	1:02.977	1:03.896
5	30	John O'NEILL	10	11:38.959	1 Lap	59.241	1:06.489	10	1:06.953	1:09.843
6	55	Dennis CHERRY		0.257	11 Laps	10 Laps		0		

Margin of Victory	Avg. Speed	Best Lap Tm	Best Speed	Best Lap by
13.555	50.113	59.082	50.499	10 - Daniel KILPATRICK


Clerk of the Course - Nick Clark

Orbits

Timekeepers - David Barr & Keith Mason

Results remain provisional until conclusion of judicial/technical matters

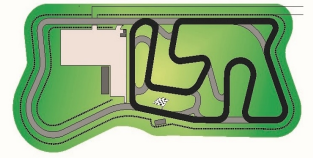
Signed:



Chief  
Timekeeper







Round 2, Ulster Kart C'ships/Keltic Cup

Mini Max

Nutts Corner National Circuit 0.829 miles

Final

01/05/2022 16:45

Race (10:00 and 1 Laps) started at 16:13:11

Lap	Lap Tm	Diff	Time of Day	Lap	Lap Tm	Diff	Time of Day	Lap	Lap Tm	Diff	Time of Day
<b>(10) Daniel KILPATRICK</b>											
1	1:01.011	+1.929	16:14:12.081								
2	59.676	+0.594	16:15:11.757								
3	59.205	+0.123	16:16:10.962								
4	59.466	+0.384	16:17:10.428								
5	59.133	+0.051	16:18:09.561								
6	59.407	+0.325	16:19:08.968								
7	59.380	+0.298	16:20:08.348								
8	59.576	+0.494	16:21:07.924								
9	59.801	+0.719	16:22:07.725								
10	59.181	+0.099	16:23:06.906								
11	<b>59.082</b>		16:24:05.988								
<b>(21) Jamie KIDNEY</b>											
1	1:03.333	+3.198	16:14:14.824								
2	1:00.902	+0.767	16:15:15.726								
3	1:00.730	+0.595	16:16:16.456								
4	1:00.406	+0.271	16:17:16.862								
5	1:00.442	+0.307	16:18:17.304								
6	1:00.399	+0.264	16:19:17.703								
7	1:00.470	+0.335	16:20:18.173								
8	1:00.510	+0.375	16:21:18.683								
9	1:00.298	+0.163	16:22:18.981								
10	<b>1:00.135</b>		16:23:19.116								
11	1:00.427	+0.292	16:24:19.543								
<b>(22) Cole McFADDEN BIGGERSTAFF</b>											
1	1:04.395	+4.621	16:14:15.824								
2	1:01.159	+1.385	16:15:16.983								
3	1:00.899	+1.125	16:16:17.882								
4	1:00.429	+0.655	16:17:18.311								
5	1:00.339	+0.565	16:18:18.650								
6	1:00.212	+0.438	16:19:18.862								
7	1:00.577	+0.803	16:20:19.439								
8	1:00.082	+0.308	16:21:19.521								
9	<b>59.774</b>		16:22:19.295								
10	1:00.014	+0.240	16:23:19.309								
11	1:00.335	+0.561	16:24:19.644								
<b>(88) Lewis ARTHUR</b>											
1	1:07.402	+4.445	16:14:19.224								
2	1:04.084	+1.127	16:15:23.308								
3	1:03.616	+0.659	16:16:26.924								
4	1:03.028	+0.071	16:17:29.952								
5	1:02.977	+0.020	16:18:32.929								
6	1:03.577	+0.620	16:19:36.506								
7	<b>1:02.957</b>		16:20:39.463								
8	1:03.616	+0.659	16:21:43.079								
9	1:03.668	+0.711	16:22:46.747								
10	1:04.041	+1.084	16:23:50.788								
<b>(30) John O'NEILL</b>											
1	1:10.324	+3.835	16:14:21.917								
2	1:09.758	+3.269	16:15:31.675								
3	1:09.066	+2.577	16:16:40.741								
4	1:09.486	+2.997	16:17:50.227								
5	1:24.242	+17.753	16:19:14.469								
6	1:07.483	+0.994	16:20:21.952								
7	1:07.494	+1.005	16:21:29.446								
8	1:07.141	+0.652	16:22:36.587								
9	1:06.953	+0.464	16:23:43.540								
10	<b>1:06.489</b>		16:24:50.029								

Clerk of the Course - Nick Clark

Orbits

Timekeepers - David Barr & Keith Mason

Results remain provisional until conclusion of judicial/technical matters

Signed:  (Chief Timekeeper)

Printed: 01/05/2022 16:35:23



Round 2, Ulster Kart C'ships/Keltic Cup

Sorted on Laps

Bambino

Nutts Corner National Circuit 0.829 miles

Final

01/05/2022 16:45

Race (6:00 and 1 Laps) started at 16:29:17

Pos	No.	Name	Laps	Total Tm	Diff	Gap	Best Tm	In Lap	2nd Best	Avg Tm
1	33	Lewis HAZLETT	6	8:14.145			1:20.945	4	1:21.017	1:21.942
2	75	Callum McVEIGH	6	8:23.520	9.375	9.375	1:21.952	3	1:22.550	1:23.445
3	42	Jack HARNEY	6	8:23.628	9.483	0.108	1:20.724	5	1:21.300	1:23.355
4	36	Ethan ROBINSON	6	8:33.165	19.020	9.537	1:22.037	3	1:22.538	1:25.182
5	66	Ryan ARMSTRONG	6	8:33.406	19.261	0.241	1:23.687	4	1:23.978	1:24.943
6	24	Jessica WYLIE	6	9:31.195	1:17.050	57.789	1:33.614	5	1:33.894	1:34.540

Margin of Victory	Avg. Speed	Best Lap Tm	Best Speed	Best Lap by
9.375	36.228	1:20.724	36.961	42 - Jack HARNEY


Clerk of the Course - Nick Clark

Orbits

Timekeepers - David Barr & Keith Mason

Results remain provisional until conclusion of judicial/technical matters

Signed:



Chief  
Timekeeper



Round 2, Ulster Kart C'ships/Keltic Cup

Bambino

Nutts Corner National Circuit 0.829 miles

Final

01/05/2022 16:45

Race (6:00 and 1 Laps) started at 16:29:17

Lap	Lap Tm	Diff	Time of Day	Lap	Lap Tm	Diff	Time of Day	Lap	Lap Tm	Diff	Time of Day
<b>(33) Lewis HAZLETT</b>											
1	1:25.557	+4.612	16:30:45.379								
2	1:21.017	+0.072	16:32:06.396								
3	1:21.394	+0.449	16:33:27.790								
4	<b>1:20.945</b>		16:34:48.735								
5	1:21.064	+0.119	16:36:09.799								
6	1:21.677	+0.732	16:37:31.476								
<b>(75) Callum McVEIGH</b>											
1	1:26.564	+4.612	16:30:46.745								
2	1:22.758	+0.806	16:32:09.503								
3	<b>1:21.952</b>		16:33:31.455								
4	1:22.550	+0.598	16:34:54.005								
5	1:22.791	+0.839	16:36:16.796								
6	1:24.055	+2.103	16:37:40.851								
<b>(42) Jack HARNEY</b>											
1	1:26.296	+5.572	16:30:47.122								
2	1:23.971	+3.247	16:32:11.093								
3	1:24.789	+4.065	16:33:35.882								
4	1:21.300	+0.576	16:34:57.182								
5	<b>1:20.724</b>		16:36:17.906								
6	1:23.053	+2.329	16:37:40.959								
<b>(36) Ethan ROBINSON</b>											
1	1:27.414	+5.377	16:30:46.816								
2	1:22.541	+0.504	16:32:09.357								
3	<b>1:22.037</b>		16:33:31.394								
4	1:22.538	+0.501	16:34:53.932								
5	1:22.715	+0.678	16:36:16.647								
6	1:33.849	+11.812	16:37:50.496								
<b>(66) Ryan ARMSTRONG</b>											
1	1:25.903	+2.216	16:30:46.982								
2	1:23.978	+0.291	16:32:10.960								
3	1:25.021	+1.334	16:33:35.981								
4	<b>1:23.687</b>		16:34:59.668								
5	1:24.560	+0.873	16:36:24.228								
6	1:26.509	+2.822	16:37:50.737								
<b>(24) Jessica WYLIE</b>											
1	1:36.446	+2.832	16:30:57.729								
2	1:34.264	+0.650	16:32:31.993								
3	1:33.894	+0.280	16:34:05.887								
4	1:34.614	+1.000	16:35:40.501								
5	<b>1:33.614</b>		16:37:14.115								
6	1:34.411	+0.797	16:38:48.526								

Clerk of the Course - Nick Clark

Orbits

Timekeepers - David Barr & Keith Mason

Results remain provisional until conclusion of judicial/technical matters

Signed:  (Chief Timekeeper)

Printed: 01/05/2022 16:46:35

**Round 2, Ulster Kart C'ships/Keltic Cup**
**Sorted on Laps**

Senior Max

Nutts Corner National Circuit 0.829 miles

Senior Max Final

01/05/2022 16:50

Race (10:00 and 1 Laps) started at 16:42:28

Pos	No.	Name	Laps	Total Tm	Diff	Gap	Best Tm	In Lap	2nd Best	Avg Tm
1	61	Gary TURKINGTON	12	11:10.017			55.348	4	55.443	55.834
2	43	Ben McFALL	12	11:15.841	5.824	5.824	55.798	3	55.960	56.301
3	35	James GILLILAND	12	11:16.074	6.057	0.233	55.693	3	55.899	56.314
4	26	Daniel CONLON	12	11:17.421	7.404	1.347	55.946	3	56.050	56.446
5	55	Ben McDOWELL	12	11:19.759	9.742	2.338	56.171	3	56.172	56.590
6	20	Zak LECKEY	12	11:20.991	10.974	1.232	56.066	5	56.252	56.698
7	32	Gary BLAIR	12	11:21.431	11.414	0.440	56.064	3	56.109	56.754
8	36	Neville BELL	12	11:26.197	16.180	4.766	56.078	6	56.084	57.084
9	12	Johnny CLYDE	12	11:27.710	17.693	1.513	56.623	2	56.655	57.193
10	33	Pearse MURTAGH	12	11:28.872	18.855	1.162	56.233	2	56.298	57.361
11	45	Sean SPRATT	12	11:30.232	20.215	1.360	56.765	6	56.866	57.455
12	24	Jason HETHERINGTON	12	11:32.471	22.454	2.239	56.743	7	56.841	57.608
13	31	Aaron WALKER	12	11:32.583	22.566	0.112	56.673	6	56.825	57.639
14	11	Philip MAGUIRE	12	11:43.212	33.195	10.629	57.169	3	57.304	58.005
15	1	Conor McPOLIN	11	10:46.615	1 Lap	1 Lap	55.404	2	55.430	58.776
16	NW	Simon ALLEN	4	3:55.281	8 Laps	7 Laps	57.443	3	57.466	58.556

**Announcements**

Driver No.11: 5-sec penalty C2.3.4 (incorrectly positioned front fairing)

Margin of Victory	Avg. Speed	Best Lap Tm	Best Speed	Best Lap by
5.824	53.436	55.348	53.906	61 - Gary TURKINGTON


Clerk of the Course - Nick Clark

Orbits

Timekeepers - David Barr &amp; Keith Mason

Results remain provisional until conclusion of judicial/technical matters

Signed:



 Chief  
 Timekeeper

Round 2, Ulster Kart C'ships/Keltic Cup

Senior Max

Nutts Corner National Circuit 0.829 miles

Senior Max Final

01/05/2022 16:50

Race (10:00 and 1 Laps) started at 16:42:28

Lap	Lap Tm	Diff	Time of Day	Lap	Lap Tm	Diff	Time of Day	Lap	Lap Tm	Diff	Time of Day
<b>(61) Gary TURKINGTON</b>				9	56.377	+0.206	16:50:59.351	5	58.167	+1.934	16:47:22.008
1	57.687	+2.339	16:43:26.656	10	56.400	+0.229	16:51:55.751	6	56.514	+0.281	16:48:18.522
2	55.584	+0.236	16:44:22.240	11	56.485	+0.314	16:52:52.236	7	56.298	+0.065	16:49:14.820
3	55.574	+0.226	16:45:17.814	12	56.492	+0.321	16:53:48.728	8	56.541	+0.308	16:50:11.361
4	<b>55.348</b>		16:46:13.162	<b>(20) Zak LECKEY</b>				9	56.537	+0.304	16:51:07.898
5	55.550	+0.202	16:47:08.712	1	59.452	+3.386	16:43:29.031	10	56.583	+0.350	16:52:04.481
6	55.597	+0.249	16:48:04.309	2	56.266	+0.200	16:44:25.297	11	56.691	+0.458	16:53:01.172
7	56.616	+1.268	16:49:00.925	3	56.252	+0.186	16:45:21.549	12	56.669	+0.436	16:53:57.841
8	55.558	+0.210	16:49:56.483	4	56.275	+0.209	16:46:17.824	<b>(45) Sean SPRATT</b>			
9	55.443	+0.095	16:50:51.926	5	<b>56.066</b>		16:47:13.890	1	59.741	+2.976	16:43:29.480
10	55.503	+0.155	16:51:47.429	6	56.546	+0.480	16:48:10.436	2	57.577	+0.812	16:44:27.057
11	55.731	+0.383	16:52:43.160	7	56.348	+0.282	16:49:06.784	3	57.312	+0.547	16:45:24.369
12	55.826	+0.478	16:53:38.986	8	56.397	+0.331	16:50:03.181	4	57.642	+0.877	16:46:22.011
<b>(43) Ben McFALL</b>				9	56.346	+0.280	16:50:59.527	5	56.866	+0.101	16:47:18.877
1	57.894	+2.096	16:43:27.087	10	57.204	+1.138	16:51:56.731	6	<b>56.765</b>		16:48:15.642
2	56.042	+0.244	16:44:23.129	11	56.602	+0.536	16:52:53.333	7	57.049	+0.284	16:49:12.691
3	<b>55.798</b>		16:45:18.927	12	56.627	+0.561	16:53:49.960	8	57.261	+0.496	16:50:09.952
4	55.960	+0.162	16:46:14.887	<b>(32) Gary BLAIR</b>				9	57.141	+0.376	16:51:07.093
5	56.046	+0.248	16:47:10.933	1	1:01.176	+5.112	16:43:30.528	10	57.219	+0.454	16:52:04.312
6	56.116	+0.318	16:48:07.049	2	56.533	+0.469	16:44:27.061	11	57.392	+0.627	16:53:01.704
7	56.174	+0.376	16:49:03.223	3	<b>56.064</b>		16:45:23.125	12	57.497	+0.732	16:53:59.201
8	56.197	+0.399	16:49:59.420	4	56.109	+0.045	16:46:19.234	<b>(24) Jason HETHERINGTON</b>			
9	56.306	+0.508	16:50:55.726	5	56.290	+0.226	16:47:15.524	1	1:01.084	+4.341	16:43:31.226
10	56.196	+0.398	16:51:51.922	6	56.267	+0.203	16:48:11.791	2	57.902	+1.159	16:44:29.128
11	56.482	+0.684	16:52:48.404	7	56.173	+0.109	16:49:07.964	3	57.271	+0.528	16:45:26.399
12	56.406	+0.608	16:53:44.810	8	56.281	+0.217	16:50:04.245	4	57.175	+0.432	16:46:23.574
<b>(35) James GILLILAND</b>				9	56.500	+0.436	16:51:00.745	5	58.809	+2.066	16:47:22.383
1	58.274	+2.581	16:43:27.545	10	56.888	+0.824	16:51:57.633	6	56.841	+0.098	16:48:19.224
2	56.006	+0.313	16:44:23.551	11	56.365	+0.301	16:52:53.998	7	<b>56.743</b>		16:49:15.967
3	<b>55.693</b>		16:45:19.244	12	56.402	+0.338	16:53:50.400	8	56.888	+0.145	16:50:12.855
4	55.899	+0.206	16:46:15.143	<b>(36) Neville BELL</b>				9	57.101	+0.358	16:51:09.956
5	55.994	+0.301	16:47:11.137	1	1:00.120	+4.042	16:43:30.270	10	57.168	+0.425	16:52:07.124
6	56.081	+0.388	16:48:07.218	2	56.334	+0.256	16:44:26.604	11	57.244	+0.501	16:53:04.368
7	56.201	+0.508	16:49:03.419	3	56.136	+0.058	16:45:22.740	12	57.072	+0.329	16:54:01.440
8	56.099	+0.406	16:49:59.518	4	56.303	+0.225	16:46:19.043	<b>(31) Aaron WALKER</b>			
9	56.332	+0.639	16:50:55.850	5	56.133	+0.055	16:47:15.176	1	1:01.797	+5.124	16:43:31.678
10	56.289	+0.596	16:51:52.139	6	<b>56.078</b>		16:48:11.254	2	57.846	+1.173	16:44:29.524
11	56.394	+0.701	16:52:48.533	7	56.198	+0.120	16:49:07.452	3	57.988	+1.315	16:45:27.512
12	56.510	+0.817	16:53:45.043	8	56.084	+0.006	16:50:03.536	4	57.248	+0.575	16:46:24.760
<b>(26) Daniel CONLON</b>				9	56.205	+0.127	16:50:59.741	5	58.253	+1.580	16:47:23.013
1	58.388	+2.442	16:43:27.425	10	1:02.680	+6.602	16:52:02.421	6	<b>56.673</b>		16:48:19.686
2	56.470	+0.524	16:44:23.895	11	56.244	+0.166	16:52:58.665	7	56.896	+0.223	16:49:16.582
3	<b>55.946</b>		16:45:19.841	12	56.501	+0.423	16:53:55.166	8	56.981	+0.308	16:50:13.563
4	56.079	+0.133	16:46:15.920	<b>(12) Johnny CLYDE</b>				9	56.956	+0.283	16:51:10.519
5	56.050	+0.104	16:47:11.970	1	1:00.881	+4.258	16:43:31.236	10	56.825	+0.152	16:52:07.344
6	56.220	+0.274	16:48:08.190	2	<b>56.623</b>		16:44:27.859	11	57.369	+0.696	16:53:04.713
7	56.259	+0.313	16:49:04.449	3	56.780	+0.157	16:45:24.639	12	56.839	+0.166	16:54:01.552
8	56.341	+0.395	16:50:00.790	4	56.999	+0.376	16:46:21.638	<b>(11) Philip MAGUIRE</b>			
9	56.250	+0.304	16:50:57.040	5	56.655	+0.032	16:47:18.293	1	1:00.831	+3.662	16:43:31.950
10	56.329	+0.383	16:51:53.369	6	56.679	+0.056	16:48:14.972	2	57.841	+0.672	16:44:29.791
11	56.452	+0.506	16:52:49.821	7	57.021	+0.398	16:49:11.993	3	<b>57.169</b>		16:45:26.960
12	56.569	+0.623	16:53:46.390	8	56.908	+0.285	16:50:08.901	4	57.455	+0.286	16:46:24.415
<b>(55) Ben McDOWELL</b>				9	57.035	+0.412	16:51:05.936	5	59.837	+2.668	16:47:24.252
1	59.125	+2.954	16:43:28.769	10	57.027	+0.404	16:52:02.963	6	57.304	+0.135	16:48:21.556
2	56.449	+0.278	16:44:25.218	11	56.766	+0.143	16:52:59.729	7	57.318	+0.149	16:49:18.874
3	<b>56.171</b>		16:45:21.389	12	56.950	+0.327	16:53:56.679	8	57.388	+0.219	16:50:16.262
4	56.172	+0.001	16:46:17.561	<b>(33) Pearse MURTAGH</b>				9	57.717	+0.548	16:51:13.979
5	56.193	+0.022	16:47:13.754	1	1:05.186	+8.953	16:43:34.694	10	57.647	+0.478	16:52:11.626
6	56.447	+0.276	16:48:10.201	2	<b>56.233</b>		16:44:30.927	11	57.739	+0.570	16:53:09.365
7	56.430	+0.259	16:49:06.631	3	56.347	+0.114	16:45:27.274	12	57.816	+0.647	16:54:07.181
8	56.343	+0.172	16:50:02.974	4	56.567	+0.334	16:46:23.841	<b>(1) Conor McPOLIN</b>			


Clerk of the Course - Nick Clark

Orbits

Timekeepers - David Barr & Keith Mason

Results remain provisional until conclusion of judicial/technical matters

Signed:



(Chief Timekeeper)



Round 2, Ulster Kart C'ships/Keltic Cup

Senior Max

Nutts Corner National Circuit 0.829 miles

Senior Max Final

01/05/2022 16:50

Race (10:00 and 1 Laps) started at 16:42:28

Lap	Lap Tm	Diff	Time of Day	Lap	Lap Tm	Diff	Time of Day	Lap	Lap Tm	Diff	Time of Day
1	57.405	+2.001	16:43:26.443								
2	<b>55.404</b>		16:44:21.847								
3	55.560	+0.156	16:45:17.407								
4	55.430	+0.026	16:46:12.837								
5	55.648	+0.244	16:47:08.485								
6	55.684	+0.280	16:48:04.169								
7	56.946	+1.542	16:49:01.115								
8	55.744	+0.340	16:49:56.859								
9	55.995	+0.591	16:50:52.854								
10	55.889	+0.485	16:51:48.743								
11	1:26.841	+31.437	16:53:15.584								
 (NW) Simon ALLEN											
1	1:00.998	+3.555	16:43:31.022								
2	58.319	+0.876	16:44:29.341								
3	<b>57.443</b>		16:45:26.784								
4	57.466	+0.023	16:46:24.250								

Clerk of the Course - Nick Clark

Orbits

Timekeepers - David Barr & Keith Mason

Results remain provisional until conclusion of judicial/technical matters

Signed:  (Chief Timekeeper)

Round 2, Ulster Kart C'ships/Keltic Cup

Sorted on Laps

Senior Max

Nutts Corner National Circuit 0.829 miles

Senior Max 177 Final

01/05/2022 17:10

Race (10:00 and 1 Laps) started at 17:00:01

Pos	No.	Name	Laps	Total Tm	Diff	Gap	Best Tm	In Lap	2nd Best	Avg Tm
1	69	Richard MALCOLMSON	12	11:34.125			57.029	5	57.406	57.844
2	28	Marc VASEY	12	11:34.410	0.285	0.285	57.456	9	57.519	57.867
3	21	Jamie LECKEY	12	11:38.332	4.207	3.922	57.763	6	57.770	58.162
4	77	Samuel ALLEN	3	3:00.088	9 Laps	9 Laps	58.828	2	1:00.254	59.938

Margin of Victory	Avg. Speed	Best Lap Tm	Best Speed	Best Lap by
0.285	51.580	57.029	52.317	69 - Richard MALCOLMSON


Clerk of the Course - Nick Clark

Orbits

Timekeepers - David Barr & Keith Mason

Results remain provisional until conclusion of judicial/technical matters

Signed:



Chief  
Timekeeper



Round 2, Ulster Kart C'ships/Keltic Cup

Senior Max

Nutts Corner National Circuit 0.829 miles

Senior Max 177 Final

01/05/2022 17:10

Race (10:00 and 1 Laps) started at 17:00:01

Lap	Lap Tm	Diff	Time of Day	Lap	Lap Tm	Diff	Time of Day	Lap	Lap Tm	Diff	Time of Day
<b>(69) Richard MALCOLMSON</b>											
1	1:00.362	+3.333	17:01:02.274								
2	57.318	+0.289	17:01:59.592								
3	57.785	+0.756	17:02:57.377								
4	57.486	+0.457	17:03:54.863								
5	<b>57.029</b>		17:04:51.892								
6	57.456	+0.427	17:05:49.348								
7	57.949	+0.920	17:06:47.297								
8	57.406	+0.377	17:07:44.703								
9	57.597	+0.568	17:08:42.300								
10	57.710	+0.681	17:09:40.010								
11	57.625	+0.596	17:10:37.635								
12	57.880	+0.851	17:11:35.515								
<b>(28) Marc VASEY</b>											
1	58.945	+1.489	17:01:00.335								
2	57.903	+0.447	17:01:58.238								
3	57.678	+0.222	17:02:55.916								
4	58.023	+0.567	17:03:53.939								
5	57.597	+0.141	17:04:51.536								
6	57.778	+0.322	17:05:49.314								
7	58.398	+0.942	17:06:47.712								
8	57.580	+0.124	17:07:45.292								
9	<b>57.456</b>		17:08:42.748								
10	57.519	+0.063	17:09:40.267								
11	57.744	+0.288	17:10:38.011								
12	57.789	+0.333	17:11:35.800								
<b>(21) Jamie LECKEY</b>											
1	59.810	+2.047	17:01:01.577								
2	58.014	+0.251	17:01:59.591								
3	57.785	+0.022	17:02:57.376								
4	57.902	+0.139	17:03:55.278								
5	57.770	+0.007	17:04:53.048								
6	<b>57.763</b>		17:05:50.811								
7	58.185	+0.422	17:06:48.996								
8	57.861	+0.098	17:07:46.857								
9	58.524	+0.761	17:08:45.381								
10	57.982	+0.219	17:09:43.363								
11	58.284	+0.521	17:10:41.647								
12	58.075	+0.312	17:11:39.722								
<b>(77) Samuel ALLEN</b>											
1	1:00.733	+1.905	17:01:02.396								
2	<b>58.828</b>		17:02:01.224								
3	1:00.254	+1.426	17:03:01.478								


Clerk of the Course - Nick Clark

Orbits

Timekeepers - David Barr & Keith Mason

Results remain provisional until conclusion of judicial/technical matters

Signed:



(Chief Timekeeper)

Printed: 01/05/2022 17:18:26