



BARC Bishopscourt Kart Meeting

Superkarts

Bishopscourt Circuit (N.I) 1.824 miles

Superkarts 1 (R1)

07/05/2022 10:50

Race (10 Laps)

POLE POSITION

1	1 40
2	3 99
3	5 3
4	7 60
5	9 72
6	11
7	13 69

2 43
4 27
6 12
8 83
10
12
14 51



R.H.Wright Timing

BARC Bishops court Kart Meeting

Sorted on Laps

Superkarts

Bishops court Circuit (N.I) 1.824 miles

Superkarts 1 (R1)

07/05/2022 10:50

Race (10 Laps) started at 10:51:27

Pos	No.	Name	Make	Laps	Total Tm	Best Tm	Best Speed	In Lap	Avg. Speed
1	43	Brian Jones	Anderson PVP	10	11:14.954	1:06.600	98.595	6	97.287
2	3	Liam Fox	Anderson FPE	10	11:17.385	1:06.603	98.590	2	96.937
3	83	Colin Menary	Anderson FPE	10	11:37.118	1:07.568	97.182	6	94.194
4	72	Richard Dewart	Anderson VM	10	11:41.524	1:08.639	95.666	6	93.602
5	27	Alan Witherow	Anderson PVP	10	11:57.514	1:09.450	94.549	2	91.516
6	60	Jonathan Adams	Anderson FPE	10	12:08.950	1:11.815	91.435	4	90.080
7	12	Eoin Buckley	Anderson VM	9	11:22.059	1:07.428	97.384	3	86.646
8	69	Danny Hylands	Anderson TM	9	11:25.662	1:13.788	88.990	9	86.191
9	51	Geoffrey Simms	F1 TM	9	11:37.595	1:16.049	86.344	8	84.716
Not classified									
DNF	99	Stuart Coey	PVP/PVP	7	7:55.186	1:06.919	98.125	2	96.730
DNF	40	Aaron Newell	Anderson PVP	3	3:54.283	1:06.371	98.935	2	84.083

Margin of Victory

Avg. Speed

Best Lap Tm

Best Speed

Best Lap by

2.431

97.287

1:06.600

98.595

43 - Brian Jones

Results provisional until the conclusion of judicial and technical matters

Orbits

Chief Timekeeper: D.Bradfield

Clerk of the Course:

Live timing available at timing.rhwright.co.uk

www.mylaps.com

Licensed to: R.H.Wright Timing

Printed: 07/05/2022 11:03:46



BARC Bishopscourt Kart Meeting


Superkarts

Bishopscourt Circuit (N.I) 1.824 miles

Superkarts 1 (R1)

07/05/2022 10:50

Race (10 Laps) started at 10:51:27



Lap	Lap Tm	Diff	Time of Day
(43) Brian Jones			
1	1:09.369	+2.769	10:52:37.040
2	1:07.374	+0.774	10:53:44.414
3	1:07.868	+1.268	10:54:52.282
4	1:07.186	+0.586	10:55:59.468
5	1:07.302	+0.702	10:57:06.770
6	1:06.600		10:58:13.370
7	1:07.462	+0.862	10:59:20.832
8	1:07.210	+0.610	11:00:28.042
9	1:07.190	+0.590	11:01:35.232
10	1:07.369	+0.769	11:02:42.601
(3) Liam Fox			
1	1:10.625	+4.022	10:52:38.598
2	1:06.603		10:53:45.201
3	1:07.221	+0.618	10:54:52.422
4	1:06.758	+0.155	10:55:59.180
5	1:07.087	+0.484	10:57:06.267
6	1:06.933	+0.330	10:58:13.200
7	1:08.324	+1.721	10:59:21.524
8	1:08.462	+1.859	11:00:29.986
9	1:07.627	+1.024	11:01:37.613
10	1:07.419	+0.816	11:02:45.032
(83) Colin Menary			
1	1:13.648	+6.080	10:52:41.751
2	1:09.845	+2.277	10:53:51.596
3	1:12.081	+4.513	10:55:03.677
4	1:11.575	+4.007	10:56:15.252
5	1:08.572	+1.004	10:57:23.824
6	1:07.568		10:58:31.392
7	1:09.220	+1.652	10:59:40.612
8	1:08.224	+0.656	11:00:48.836
9	1:07.697	+0.129	11:01:56.533
10	1:08.232	+0.664	11:03:04.765
(72) Richard Dewart			
1	1:13.659	+5.020	10:52:42.115
2	1:09.988	+1.349	10:53:52.103
3	1:11.644	+3.005	10:55:03.747
4	1:10.065	+1.426	10:56:13.812
5	1:08.892	+0.253	10:57:22.704
6	1:08.639		10:58:31.343
7	1:09.862	+1.223	10:59:41.205
8	1:08.645	+0.006	11:00:49.850
9	1:09.711	+1.072	11:01:59.561
10	1:09.610	+0.971	11:03:09.171
(27) Alan Witherow			
1	1:13.849	+4.399	10:52:41.714
2	1:09.450		10:53:51.164
3	1:12.031	+2.581	10:55:03.195
4	1:12.126	+2.676	10:56:15.321
5	1:11.865	+2.415	10:57:27.186
6	1:11.507	+2.057	10:58:38.693
7	1:11.301	+1.851	10:59:49.994
8	1:11.290	+1.840	11:01:01.284
9	1:11.349	+1.899	11:02:12.633
10	1:12.528	+3.078	11:03:25.161
(60) Jonathan Adams			
1	1:15.572	+3.757	10:52:43.749
2	1:12.385	+0.570	10:53:56.134
3	1:13.426	+1.611	10:55:09.560
4	1:11.815		10:56:21.375
5	1:11.920	+0.105	10:57:33.295
6	1:11.883	+0.068	10:58:45.178
7	1:12.325	+0.510	10:59:57.503
8	1:12.079	+0.264	11:01:09.582
9	1:13.329	+1.514	11:02:22.911
10	1:13.686	+1.871	11:03:36.597
(12) Eoin Buckley			

Lap	Lap Tm	Diff	Time of Day
1	1:12.014	+4.586	10:52:40.001
2	1:08.024	+0.596	10:53:48.025
3	1:07.428		10:54:55.453
4	1:08.305	+0.877	10:56:03.758
5	1:09.473	+2.045	10:57:13.231
6	1:11.978	+4.550	10:58:25.209
7	1:17.099	+9.671	10:59:42.308
8	1:20.003	+12.575	11:01:02.311
p9	1:47.395	+39.967	11:02:49.706
(69) Danny Hylands			
1	1:19.722	+5.934	10:52:48.952
2	1:17.417	+3.629	10:54:06.369
3	1:16.701	+2.913	10:55:23.070
4	1:15.883	+2.095	10:56:38.953
5	1:15.594	+1.806	10:57:54.547
6	1:15.393	+1.605	10:59:09.940
7	1:14.967	+1.179	11:00:24.907
8	1:14.614	+0.826	11:01:39.521
9	1:13.788		11:02:53.309
(51) Geoffrey Simms			
1	1:20.295	+4.246	10:52:49.705
2	1:17.300	+1.251	10:54:07.005
3	1:17.193	+1.144	10:55:24.198
4	1:16.907	+0.858	10:56:41.105
5	1:17.151	+1.102	10:57:58.256
6	1:16.543	+0.494	10:59:14.799
7	1:16.690	+0.641	11:00:31.489
8	1:16.049		11:01:47.538
9	1:17.704	+1.655	11:03:05.242
(99) Stuart Coey			
1	1:10.033	+3.114	10:52:37.824
2	1:06.919		10:53:44.743
3	1:07.008	+0.089	10:54:51.751
4	1:07.188	+0.269	10:55:58.939
5	1:06.997	+0.078	10:57:05.936
6	1:07.748	+0.829	10:58:13.684
7	1:09.149	+2.230	10:59:22.833
(40) Aaron Newell			
1	1:11.346	+4.975	10:52:38.993
2	1:06.371		10:53:45.364
3	1:36.566	+30.195	10:55:21.930

Results provisional until the conclusion of judicial and technical matters

Orbits

Chief Timekeeper: D.Bradfield

Clerk of the Course:

Live timing available at timing.rhwright.co.uk

www.mylaps.com

Licensed to: R.H.Wright Timing



BARC Bishops court Kart Meeting

Superkarts

Bishops court Circuit (N.I) 1.824 miles

Superkarts 2 (R2)

07/05/2022 14:30

Race (10 Laps)

6	51	
	11	
5	60	69
	9	10
4	72	27
	7	8
3	12	83
	5	6
2	3	99
	3	4
1	40	43
	1	2

POLE POSITION

Results provisional until the conclusion of judicial and technical matters

Orbits

Chief Timekeeper: D.Bradfield

Clerk of the Course:

Live timing available at timing.rhwright.co.uk

www.mylaps.com

Licensed to: R.H.Wright Timing



R.H.Wright Timing

BARC Bishops court Kart Meeting

Sorted on Laps

Superkarts

Bishops court Circuit (N.I) 1.824 miles

Superkarts 2 (R2)

07/05/2022 14:30

Race (10 Laps) started at 14:47:18

Pos	No.	Name	Make	Laps	Total Tm	Best Tm	Best Speed	In Lap	Avg. Speed
125 Superkarts									
1	69	Danny Hylands	Anderson TM	9	11:22.040	1:14.516	88.121	9	86.648
2	51	Geoffrey Simms	F1 TM	9	11:41.339	1:16.418	85.927	6	84.264
250 Superkarts									
1	3	Liam Fox	Anderson FPE	10	11:21.947	1:07.616	97.113	7	96.289
2	43	Brian Jones	Anderson PVP	10	11:22.326	1:07.116	97.837	4	96.236
3	83	Colin Menary	Anderson FPE	10	11:32.344	1:08.218	96.256	3	94.843
4	72	Richard Dewart	Anderson VM	10	11:35.442	1:07.688	97.010	4	94.421
5	27	Alan Witherow	Anderson PVP	10	11:40.759	1:09.050	95.096	3	93.704
6	12	Eoin Buckley	Anderson VM	10	11:47.359	1:09.466	94.527	3	92.830
7	60	Jonathan Adams	Anderson FPE	10	11:49.197	1:09.926	93.905	7	92.589
Not classified									
DNF	40	Aaron Newell	Anderson PVP	2	2:30.934	1:10.850	92.680	1	87.010
DNF	99	Stuart Coey	PVP/PVP				-	0	-

Margin of Victory

Avg. Speed

Best Lap Tm

Best Speed

Best Lap by

0.379

96.289

1:07.116

97.837

43 - Brian Jones

Results provisional until the conclusion of judicial and technical matters

Orbits

Chief Timekeeper: D.Bradfield

Clerk of the Course:

Live timing available at timing.rhwright.co.uk

www.mylaps.com

Licensed to: R.H.Wright Timing

Printed: 07/05/2022 14:59:59



BARC Bishopscourt Kart Meeting


Bishopscourt Circuit (N.I) 1.824 miles

Superkarts

Superkarts 2 (R2)

07/05/2022 14:30

Race (10 Laps) started at 14:47:18



Lap	Lap Tm	Diff	Time of Day
(3) Liam Fox			
1	1:10.595	+2.979	14:48:29.330
2	1:07.636	+0.020	14:49:36.966
3	1:08.053	+0.437	14:50:45.019
4	1:08.024	+0.408	14:51:53.043
5	1:07.922	+0.306	14:53:00.965
6	1:07.654	+0.038	14:54:08.619
7	1:07.616		14:55:16.235
8	1:08.597	+0.981	14:56:24.832
9	1:08.020	+0.404	14:57:32.852
10	1:07.830	+0.214	14:58:40.682

Lap	Lap Tm	Diff	Time of Day
(43) Brian Jones			
1	1:11.390	+4.274	14:48:30.140
2	1:08.868	+1.752	14:49:39.008
3	1:07.568	+0.452	14:50:46.576
4	1:07.116		14:51:53.692
5	1:07.829	+0.713	14:53:01.521
6	1:07.535	+0.419	14:54:09.056
7	1:07.999	+0.883	14:55:17.055
8	1:08.210	+1.094	14:56:25.265
9	1:08.041	+0.925	14:57:33.306
10	1:07.755	+0.639	14:58:41.061

Lap	Lap Tm	Diff	Time of Day
(72) Richard Dewart			
1	1:12.055	+4.367	14:48:31.108
2	1:08.907	+1.219	14:49:40.015
3	1:07.842	+0.154	14:50:47.857
4	1:07.688		14:51:55.545
5	1:09.349	+1.661	14:53:04.894
6	1:09.935	+2.247	14:54:14.829
7	1:10.145	+2.457	14:55:24.974
8	1:09.570	+1.882	14:56:34.544
9	1:09.627	+1.939	14:57:44.171
10	1:10.006	+2.318	14:58:54.177

Lap	Lap Tm	Diff	Time of Day
(27) Alan Witherow			
1	1:12.260	+3.210	14:48:31.862
2	1:09.837	+0.787	14:49:41.499
3	1:09.050		14:50:50.549
4	1:10.064	+1.014	14:52:00.613
5	1:09.543	+0.493	14:53:10.156
6	1:09.549	+0.499	14:54:19.705
7	1:09.974	+0.924	14:55:29.679
8	1:09.618	+0.568	14:56:39.297
9	1:09.988	+0.938	14:57:49.285
10	1:10.209	+1.159	14:58:59.494

Lap	Lap Tm	Diff	Time of Day
(12) Eoin Buckley			
1	1:16.592	+7.126	14:48:35.351
2	1:12.117	+2.651	14:49:47.468
3	1:09.466		14:50:56.934
4	1:09.736	+0.270	14:52:06.670
5	1:10.230	+0.764	14:53:16.900
6	1:09.827	+0.361	14:54:26.727
7	1:09.470	+0.004	14:55:36.197
8	1:10.031	+0.565	14:56:46.228
9	1:10.048	+0.582	14:57:56.276
10	1:09.818	+0.352	14:59:06.094

Lap	Lap Tm	Diff	Time of Day
(60) Jonathan Adams			
1	1:13.398	+3.472	14:48:32.527
2	1:10.018	+0.092	14:49:42.545
3	1:10.236	+0.310	14:50:52.781
4	1:10.928	+1.002	14:52:03.709
5	1:10.737	+0.811	14:53:14.446
6	1:10.522	+0.596	14:54:24.968
7	1:09.926		14:55:34.894
8	1:11.202	+1.276	14:56:46.096
9	1:11.463	+1.537	14:57:57.559
10	1:10.373	+0.447	14:59:07.932

Lap	Lap Tm	Diff	Time of Day
(69) Danny Hylands			

Lap	Lap Tm	Diff	Time of Day
1	1:18.960	+4.444	14:48:38.815
2	1:16.517	+2.001	14:49:55.332
3	1:15.698	+1.182	14:51:11.030
4	1:15.208	+0.692	14:52:26.238
5	1:15.688	+1.172	14:53:41.926
6	1:14.802	+0.286	14:54:56.728
7	1:14.847	+0.331	14:56:11.575
8	1:14.684	+0.168	14:57:26.259
9	1:14.516		14:58:40.775

Lap	Lap Tm	Diff	Time of Day
(51) Geoffrey Simms			
1	1:20.303	+3.885	14:48:40.302
2	1:18.647	+2.229	14:49:58.949
3	1:18.246	+1.828	14:51:17.195
4	1:17.642	+1.224	14:52:34.837
5	1:17.319	+0.901	14:53:52.156
6	1:16.418		14:55:08.574
7	1:16.777	+0.359	14:56:25.351
8	1:16.964	+0.546	14:57:42.315
9	1:17.759	+1.341	14:59:00.074

Lap	Lap Tm	Diff	Time of Day
(40) Aaron Newell			
1	1:10.850		14:48:29.663
2	1:20.006	+9.156	14:49:49.669

Lap	Lap Tm	Diff	Time of Day
(83) Colin Menary			
1	1:12.482	+4.264	14:48:31.452
2	1:09.124	+0.906	14:49:40.576
3	1:08.218		14:50:48.794
4	1:08.250	+0.032	14:51:57.044
5	1:08.375	+0.157	14:53:05.419
6	1:08.532	+0.314	14:54:13.951
7	1:10.279	+2.061	14:55:24.230
8	1:08.715	+0.497	14:56:32.945
9	1:08.684	+0.466	14:57:41.629
10	1:09.450	+1.232	14:58:51.079

Results provisional until the conclusion of judicial and technical matters

Orbits

Chief Timekeeper: D.Bradfield

Clerk of the Course:

Live timing available at timing.rhwright.co.uk

www.mylaps.com

Licensed to: R.H.Wright Timing



BARC Bishopscourt Kart Meeting


Superkarts

Bishopscourt Circuit (N.I) 1.824 miles

Superkarts 3 (R4)

07/05/2022 17:50

Race (10 Laps)



6	99	11	
5	69	9	51
4	40	7	83
3	12	5	60
2	72	3	27
1	43	1	3
			2

POLE POSITION



Results provisional until the conclusion of judicial and technical matters

Orbits

Chief Timekeeper: D.Bradfield

Clerk of the Course:

Live timing available at timing.rhwright.co.uk

www.mylaps.com

Licensed to: R.H.Wright Timing



R.H.Wright Timing

BARC Bishops court Kart Meeting

Sorted on Laps

Superkarts

Bishops court Circuit (N.I) 1.824 miles

Superkarts 3 (R4)

07/05/2022 17:50

Race (10 Laps) started at 18:03:32

Pos	No.	Name	Make	Laps	Total Tm	Best Tm	Best Speed	In Lap	Avg. Speed
125 Superkarts									
1	69	Danny Hylands	Anderson TM	9	11:50.164	1:16.826	85.471	2	83.217
Not classified									
DNF	51	Geoffrey Simms	F1 TM	2	3:45.757	1:23.688	78.463	1	58.172
250 Superkarts									
1	3	Liam Fox	Anderson FPE	10	11:25.672	1:07.662	97.047	6	95.766
2	27	Alan Witherow	Anderson PVP	10	11:25.672	1:07.465	97.330	7	95.766
3	43	Brian Jones	Anderson PVP	10	11:37.438	1:08.056	96.485	4	94.150
4	12	Eoin Buckley	Anderson VM	10	11:40.059	1:08.425	95.965	4	93.798
5	60	Jonathan Adams	Anderson FPE	10	12:12.354	1:09.763	94.124	4	89.662
Not classified									
DNF	72	Richard Dewart	Anderson VM	8	9:14.068	1:08.235	96.232	7	94.810
DNF	83	Colin Menary	Anderson FPE	5	5:48.135	1:08.360	96.056	2	94.308
DNF	40	Aaron Newell	Anderson PVP	3	4:37.682	1:24.899	77.344	2	70.942
DNS	99	Stuart Coey	PVP/PVP				-	0	-

Announcements

Dead Heat - Karts 3 & 27 - Timing to 1/100th of a second

Margin of Victory	Avg. Speed	Best Lap Tm	Best Speed	Best Lap by
	95.766	1:07.465	97.330	27 - Alan Witherow

Results provisional until the conclusion of judicial and technical matters

Orbits

Chief Timekeeper: D.Bradfield

Clerk of the Course:

Live timing available at timing.rhwright.co.uk

www.mylaps.com

Licensed to: R.H.Wright Timing

Printed: 07/05/2022 18:38:40



BARC Bishopscourt Kart Meeting


Superkarts

Bishopscourt Circuit (N.I) 1.824 miles

Superkarts 3 (R4)

07/05/2022 17:50

Race (10 Laps) started at 18:03:32



Lap	Lap Tm	Diff	Time of Day
(3) Liam Fox			
1	1:11.855	+4.193	18:04:44.53
2	1:08.258	+0.596	18:05:52.711
3	1:08.529	+0.867	18:07:01.240
4	1:08.531	+0.869	18:08:09.771
5	1:08.090	+0.428	18:09:17.861
6	1:07.662		18:10:25.523
7	1:07.682	+0.020	18:11:33.205
8	1:08.926	+1.264	18:12:42.131
9	1:07.863	+0.201	18:13:49.994
10	1:08.276	+0.614	18:14:58.270
(27) Alan Witherow			
1	1:11.971	+4.506	18:04:44.996
2	1:07.771	+0.306	18:05:52.767
3	1:08.624	+1.159	18:07:01.391
4	1:08.161	+0.696	18:08:09.552
5	1:08.805	+1.340	18:09:18.357
6	1:07.948	+0.483	18:10:26.305
7	1:07.465		18:11:33.770
8	1:09.034	+1.569	18:12:42.804
9	1:07.612	+0.147	18:13:50.416
10	1:07.854	+0.389	18:14:58.270

(43) Brian Jones			
1	1:14.661	+6.625	18:04:47.326
2	1:10.142	+2.086	18:05:57.468
3	1:08.214	+0.158	18:07:05.682
4	1:08.056		18:08:13.738
5	1:08.370	+0.314	18:09:22.108
6	1:10.147	+2.091	18:10:32.255
7	1:08.689	+0.633	18:11:40.944
8	1:09.057	+1.001	18:12:50.001
9	1:10.831	+2.775	18:14:00.832
10	1:09.204	+1.148	18:15:10.036

(12) Eoin Buckley			
1	1:12.232	+3.807	18:04:45.536
2	1:09.656	+1.231	18:05:55.192
3	1:08.834	+0.409	18:07:04.026
4	1:08.425		18:08:12.451
5	1:08.839	+0.414	18:09:21.290
6	1:10.389	+1.964	18:10:31.679
7	1:09.977	+1.552	18:11:41.656
8	1:09.861	+1.436	18:12:51.517
9	1:10.991	+2.566	18:14:02.508
10	1:10.149	+1.724	18:15:12.657

(60) Jonathan Adams			
1	1:12.869	+3.106	18:04:46.182
2	1:10.154	+0.391	18:05:56.336
3	1:10.096	+0.333	18:07:06.432
4	1:09.763		18:08:16.195
5	1:10.597	+0.834	18:09:26.792
6	1:10.689	+0.926	18:10:37.481
7	1:11.122	+1.359	18:11:48.603
8	1:33.447	+23.684	18:13:22.050
9	1:11.969	+2.206	18:14:34.019
10	1:10.933	+1.170	18:15:44.952

(69) Danny Hylands			
1	1:20.536	+3.710	18:04:54.817
2	1:16.826		18:06:11.643
3	1:17.445	+0.619	18:07:29.088
4	1:18.770	+1.944	18:08:47.858
5	1:18.932	+2.106	18:10:06.790
6	1:18.576	+1.750	18:11:25.366
7	1:19.544	+2.718	18:12:44.910
8	1:19.773	+2.947	18:14:04.683
9	1:18.079	+1.253	18:15:22.762

(72) Richard Dewart			
1	1:12.277	+4.042	18:04:45.319

Lap	Lap Tm	Diff	Time of Day
2	1:09.204	+0.969	18:05:54.523
3	1:09.255	+1.020	18:07:03.778
4	1:08.503	+0.268	18:08:12.281
5	1:08.557	+0.322	18:09:20.838
6	1:08.754	+0.519	18:10:29.592
7	1:08.235		18:11:37.827
8	1:08.839	+0.604	18:12:46.666

(83) Colin Menary			
1	1:12.408	+4.048	18:04:46.239
2	1:08.360		18:05:54.599
3	1:08.967	+0.607	18:07:03.566
4	1:08.463	+0.103	18:08:12.029
5	1:08.704	+0.344	18:09:20.733

(40) Aaron Newell			
1	1:29.957	+5.058	18:05:03.692
2	1:24.899		18:06:28.591
3	1:41.689	+16.790	18:08:10.280

(51) Geoffrey Simms			
1	1:23.688		18:04:58.260
p2	2:20.095	+56.407	18:07:18.355

Results provisional until the conclusion of judicial and technical matters

Orbits

Chief Timekeeper: D.Bradfield

Clerk of the Course:

Live timing available at timing.rhwright.co.uk

www.mylaps.com

Licensed to: R.H.Wright Timing