

Round 3, Ulster Kart Championships
Sorted on best lap time

Honda Cadet

Nutts Corner National Circuit 0.829 miles

Free Practice

21/05/2022 09:00

Practice started at 9:10:11

Pos	No.	Name	Best Tm	Diff	Gap	In Lap	2nd Best	Avg Tm	Laps led
1	18	Archie CONDY	1:07.774			3	1:08.105	1:08.539	3
2	60	Joel MURPHY	1:08.386	0.612	0.612	1		1:08.386	0
3	17	Charlie CONDY	1:08.391	0.617	0.005	3	1:08.796	1:09.126	0
4	46	Evan PURCELL	1:09.976	2.202	1.585	3	1:10.888	1:11.050	0
5	99	Travis BAILIE	1:10.040	2.266	0.064	3	1:11.168	1:11.014	0
6	35	Harry MONTGOMERY	1:10.050	2.276	0.010	3	1:11.607	1:11.178	0
7	36	Declan NOBLE	1:10.052	2.278	0.002	3	1:10.686	1:11.155	0
8	32	Harry McDOWELL	1:10.067	2.293	0.015	3	1:10.600	1:11.175	0
9	54	Max COLBERT	1:10.203	2.429	0.136	3	1:11.873	1:11.401	0
10	11	Ryan ARTHUR	1:11.208	3.434	1.005	3	1:13.020	1:13.953	0
11	25	Joshua WYLIE	1:11.264	3.490	0.056	3	1:13.185	1:13.463	0
12	19	Conan WARNOCK	1:12.999	5.225	1.735	1	1:15.334	1:14.590	0


Clerk of the Course - Steve Clayton

Orbits

Timekeepers - David Barr & Keith Mason

Results remain provisional until conclusion of technical/judicial matters

Signed:



(Chief Timekeeper)

Printed: 21/05/2022 09:28:03

Round 3, Ulster Kart Championships

Honda Cadet

Nutts Corner National Circuit 0.829 miles

Free Practice

21/05/2022 09:00

Practice started at 9:10:11

Lap	Lap Tm	Diff	Time of Day
(18) Archie CONDY			
1	1:09.739	+1.965	9:11:20.999
2	1:08.105	+0.331	9:12:29.104
3	1:07.774		9:13:36.878
(60) Joel MURPHY			
1	1:08.386		9:26:47.927
(17) Charlie CONDY			
1	1:10.191	+1.800	9:11:22.204
2	1:08.796	+0.405	9:12:31.000
3	1:08.391		9:13:39.391
(46) Evan PURCELL			
1	1:12.286	+2.310	9:11:28.350
2	1:10.888	+0.912	9:12:39.238
3	1:09.976		9:13:49.214
(99) Travis BAILIE			
1	1:11.836	+1.796	9:11:26.430
2	1:11.168	+1.128	9:12:37.598
3	1:10.040		9:13:47.638
(35) Harry MONTGOMERY			
1	1:11.877	+1.827	9:11:26.408
2	1:11.607	+1.557	9:12:38.015
3	1:10.050		9:13:48.065
(36) Declan NOBLE			
1	1:12.727	+2.675	9:11:28.821
2	1:10.686	+0.634	9:12:39.507
3	1:10.052		9:13:49.559
(32) Harry McDOWELL			
1	1:12.860	+2.793	9:11:28.757
2	1:10.600	+0.533	9:12:39.357
3	1:10.067		9:13:49.424
(54) Max COLBERT			
1	1:12.128	+1.925	9:11:28.024
2	1:11.873	+1.670	9:12:39.897
3	1:10.203		9:13:50.100
(11) Ryan ARTHUR			
1	1:13.020	+1.812	9:11:30.414
2	1:17.631	+6.423	9:12:48.045
3	1:11.208		9:13:59.253
(25) Joshua WYLIE			
1	1:13.185	+1.921	9:11:29.611
2	1:15.942	+4.678	9:12:45.553
3	1:11.264		9:13:56.817
(19) Conan WARNOCK			
1	1:12.999		9:11:29.812
2	1:15.334	+2.335	9:12:45.146
3	1:15.439	+2.440	9:14:00.585

Lap	Lap Tm	Diff	Time of Day
-----	--------	------	-------------

Lap	Lap Tm	Diff	Time of Day
-----	--------	------	-------------

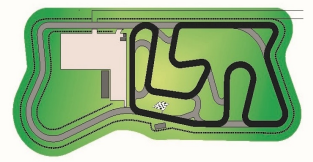
Clerk of the Course - Steve Clayton

Orbits

Timekeepers - David Barr & Keith Mason

Results remain provisional until conclusion of technical/judicial matters

Signed:  (Chief Timekeeper)


Round 3, Ulster Kart Championships
Sorted on best lap time

Junior Max

Nutts Corner National Circuit 0.829 miles

Free Practice

21/05/2022 09:10

Practice started at 9:15:27

Pos	No.	Name	Best Tm	Diff	Gap	In Lap	2nd Best	Avg Tm	Laps led
1	48	Finlay BROWN	57.990			3	58.222	58.423	0
2	20	Jack MURTAGH	58.364	0.374	0.374	3	59.094	59.144	2
3	14	Carter KELLY	58.705	0.715	0.341	3	58.891	59.093	0
4	72	Gavin DEWART	58.879	0.889	0.174	3	59.520	59.636	0
5	36	Joe GARDINER	59.846	1.856	0.967	3	1:04.494	1:03.368	0
6	33	Joseph McMAHON	1:01.135	3.145	1.289	1		1:01.135	1
7	19	Adam McGIVERN	1:03.243	5.253	2.108	1	1:06.691	1:05.644	0
8	34	Peter GILLILAND	1:06.125	8.135	2.882	2	1:07.736	1:07.726	0
9	46	Bobby Joe McFALL	1:10.538	12.548	4.413	1	1:12.779	1:12.124	0


Clerk of the Course - Steve Clayton

Orbits

Timekeepers - David Barr & Keith Mason

Results remain provisional until conclusion of technical/judicial matters

Signed:



(Chief Timekeeper)

Printed: 21/05/2022 09:19:11

Round 3, Ulster Kart Championships

Junior Max

Nutts Corner National Circuit 0.829 miles

Free Practice

21/05/2022 09:10

Practice started at 9:15:27

Lap	Lap Tm	Diff	Time of Day	Lap	Lap Tm	Diff	Time of Day	Lap	Lap Tm	Diff	Time of Day
(48) Finlay BROWN											
1	59.057	+1.067	9:16:31.466								
2	58.222	+0.232	9:17:29.688								
3	57.990		9:18:27.678								
(20) Jack MURTAGH											
1	59.974	+1.610	9:16:28.485								
2	59.094	+0.730	9:17:27.579								
3	58.364		9:18:25.943								
(14) Carter KELLY											
1	59.685	+0.980	9:16:33.767								
2	58.891	+0.186	9:17:32.658								
3	58.705		9:18:31.363								
(72) Gavin DEWART											
1	1:00.509	+1.630	9:16:38.977								
2	59.520	+0.641	9:17:38.497								
3	58.879		9:18:37.376								
(36) Joe GARDINER											
1	1:04.494	+4.648	9:16:43.690								
2	1:05.766	+5.920	9:17:49.456								
3	59.846		9:18:49.302								
(33) Joseph McMAHON											
1	1:01.135		9:16:28.430								
(19) Adam McGIVERN											
1	1:03.243		9:16:45.627								
2	1:06.691	+3.448	9:17:52.318								
3	1:07.000	+3.757	9:18:59.318								
(34) Peter GILLILAND											
1	1:07.736	+1.611	9:16:37.056								
2	1:06.125		9:17:43.181								
3	1:09.317	+3.192	9:18:52.498								
(46) Bobby Joe McFALL											
1	1:10.538		9:16:38.331								
2	1:13.056	+2.518	9:17:51.387								
3	1:12.779	+2.241	9:19:04.166								

Clerk of the Course - Steve Clayton

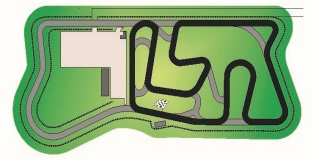
Orbits

Timekeepers - David Barr & Keith Mason

Results remain provisional until conclusion of technical/judicial matters

Signed:  (Chief Timekeeper)

Printed: 21/05/2022 09:19:26

**Round 3, Ulster Kart Championships****Sorted on best lap time**

Iame Cadet

Nutts Corner National Circuit 0.829 miles

Free Practice

21/05/2022 09:20

Practice (3:00 Time) started at 9:20:33

Pos	No.	Name	Best Tm	Diff	Gap	In Lap	2nd Best	Avg Tm	Laps led
1	31	Jason PARK	1:06.516			3	1:06.787	1:06.893	3
2	27	Brogan McDONALD	1:07.375	0.859	0.859	3	1:07.824	1:08.029	0
3	77	Kenzie McNALLY	1:07.408	0.892	0.033	3	1:07.656	1:07.937	0
4	93	Johnston STEWART	1:11.458	4.942	4.050	1	1:11.502	1:12.112	0
5	49	Tony CALVIN	1:13.308	6.792	1.850	2	1:13.505	1:13.446	0
6	193	Andie STEWART	1:15.314	8.798	2.006	3	1:15.758	1:18.134	0


Clerk of the Course - Steve Clayton

Orbits

Timekeepers - David Barr & Keith Mason

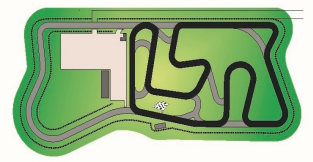
Results remain provisional until conclusion of technical/judicial matters

Signed:



(Chief Timekeeper)

Printed: 21/05/2022 09:33:20

**Round 3, Ulster Kart Championships****Sorted on best lap time**

Mini Max

Nutts Corner National Circuit 0.829 miles

Free Practice

21/05/2022 09:30

Practice started at 9:28:34

Pos	No.	Name	Best Tm	Diff	Gap	In Lap	2nd Best	Avg Tm	Laps led
1	10	Daniel KILPATRICK	1:00.887			3	1:01.561	1:03.948	1
2	21	Jamie KIDNEY	1:02.220	1.333	1.333	3	1:02.279	1:05.127	0
3	88	Lewis ARTHUR	1:03.488	2.601	1.268	3	1:04.674	1:04.593	2
4	22	Cole McFADDEN BIGGERSTAFF	1:04.055	3.168	0.567	3	1:08.520	1:07.282	0
5	55	Dennis CHERRY	1:07.441	6.554	3.386	3	1:09.669	1:09.801	0
6	30	John O'NEILL	1:09.666	8.779	2.225	2	1:12.379	1:11.486	0


Clerk of the Course - Steve Clayton

Orbits

Timekeepers - David Barr & Keith Mason

Results remain provisional until conclusion of technical/judicial matters

Signed:



(Chief Timekeeper)

Printed: 21/05/2022 09:35:55

Round 3, Ulster Kart Championships

Mini Max

Nutts Corner National Circuit 0.829 miles

Free Practice

21/05/2022 09:30

Practice started at 9:28:34

Lap	Lap Tm	Diff	Time of Day
(10) Daniel KILPATRICK			
1	1:09.397	+8.510	9:29:44.479
2	1:01.561	+0.674	9:30:46.040
3	1:00.887		9:31:46.927
(21) Jamie KIDNEY			
1	1:10.882	+8.662	9:29:45.422
2	1:02.279	+0.059	9:30:47.701
3	1:02.220		9:31:49.921
(88) Lewis ARTHUR			
1	1:05.618	+2.130	9:29:40.007
2	1:04.674	+1.186	9:30:44.681
3	1:03.488		9:31:48.169
(22) Cole McFADDEN BIGGERSTAFF			
1	1:09.271	+5.216	9:29:52.978
2	1:08.520	+4.465	9:31:01.498
3	1:04.055		9:32:05.553
(55) Dennis CHERRY			
1	1:12.295	+4.854	9:29:53.053
2	1:09.669	+2.228	9:31:02.722
3	1:07.441		9:32:10.163
(30) John O'NEILL			
1	1:12.415	+2.749	9:29:52.753
2	1:09.666		9:31:02.419
3	1:12.379	+2.713	9:32:14.798

Lap	Lap Tm	Diff	Time of Day
-----	--------	------	-------------

Lap	Lap Tm	Diff	Time of Day
-----	--------	------	-------------

Clerk of the Course - Steve Clayton Orbits

Timekeepers - David Barr & Keith Mason

Results remain provisional until conclusion of technical/judicial matters

Signed:  (Chief Timekeeper)

Round 3, Ulster Kart Championships

Sorted on best lap time

Bambino

Nutts Corner National Circuit 0.829 miles

Free Practice

21/05/2022 09:40

Practice started at 9:34:06

Pos	No.	Name	Best Tm	Diff	Gap	In Lap	2nd Best	Avg Tm	Laps led
1	33	Lewis HAZLETT	1:22.270			2	1:22.323	1:22.349	3
2	36	Ethan ROBINSON	1:22.932	0.662	0.662	3	1:23.592	1:23.640	0
3	75	Callum McVEIGH	1:26.137	3.867	3.205	2	1:27.019	1:27.145	0
4	47	Myles PURCELL	1:28.811	6.541	2.674	3	1:28.998	1:29.027	0
5	24	Jessica WYLIE	1:41.643	19.373	12.832	2	1:42.718	1:42.180	0


Clerk of the Course - Steve Clayton

Orbits

Timekeepers - David Barr & Keith Mason

Results remain provisional until conclusion of technical/judicial matters

Signed:



(Chief Timekeeper)

Printed: 21/05/2022 09:39:02

Round 3, Ulster Kart Championships

Bambino

Nutts Corner National Circuit 0.829 miles

Free Practice

21/05/2022 09:40

Practice started at 9:34:06

Lap	Lap Tm	Diff	Time of Day	Lap	Lap Tm	Diff	Time of Day	Lap	Lap Tm	Diff	Time of Day
(33) Lewis HAZLETT											
1	1:22.323	+0.053	9:35:28.665								
2	1:22.270		9:36:50.935								
3	1:22.454	+0.184	9:38:13.389								
(36) Ethan ROBINSON											
1	1:24.397	+1.465	9:35:37.832								
2	1:23.592	+0.660	9:37:01.424								
3	1:22.932		9:38:24.356								
(75) Callum McVEIGH											
1	1:28.281	+2.144	9:35:38.165								
2	1:26.137		9:37:04.302								
3	1:27.019	+0.882	9:38:31.321								
(47) Myles PURCELL											
1	1:28.998	+0.187	9:35:41.096								
2	1:29.272	+0.461	9:37:10.368								
3	1:28.811		9:38:39.179								
(24) Jessica WYLIE											
1	1:42.718	+1.075	9:36:08.083								
2	1:41.643		9:37:49.726								


Clerk of the Course - Steve Clayton

Orbits

Timekeepers - David Barr & Keith Mason

Results remain provisional until conclusion of technical/judicial matters

Signed:



(Chief Timekeeper)

Printed: 21/05/2022 09:39:26

Round 3, Ulster Kart Championships
Sorted on best lap time

Senior Max/Senior 177

Nutts Corner National Circuit 0.829 miles

Free Practice

21/05/2022 09:50

Practice started at 9:40:00

Pos	No.	Name	Best Tm	Diff	Gap	In Lap	2nd Best	Avg Tm	Laps led
Senior Max									
1	36	Neville BELL	57.077			3	57.091	57.287	2
2	32	Gary BLAIR	57.372	0.295	0.295	2	57.585	59.483	2
3	22	Paul PRENTICE	57.572	0.495	0.200	4	57.616	58.125	0
4	26	Daniel CONLON	57.710	0.633	0.138	2	1:05.660	1:01.685	0
5	24	Jason HETHERINGTON	57.942	0.865	0.232	4	57.948	58.476	0
6	33	Pearse MURTAGH	58.456	1.379	0.514	2	1:05.151	1:01.803	0
7	43	Ben McFALL	58.545	1.468	0.089	1	1:03.666	1:04.587	0
8	20	Zak LECKEY	1:02.080	5.003	3.535	1	1:02.105	1:02.092	0
9	11	Philip MAGUIRE	1:02.768	5.691	0.688	2	1:04.839	1:03.803	0
10	35	James GILLILAND	1:03.476	6.399	0.708	3	1:06.796	1:06.336	0
11	12	Johnny CLYDE	1:04.362	7.285	0.886	2	1:04.871	1:06.454	0
Senior Max 177									
1	69	Richard MALCOLMSON	1:00.561			2	1:02.494	1:01.527	0
2	28	Marc VASEY	1:00.679	0.118	0.118	2	1:02.353	1:01.516	0
3	21	Jamie LECKEY	1:01.278	0.717	0.599	1	1:01.746	1:01.512	0
4	133	Jonny McCARTHY	1:02.205	1.644	0.927	1	1:08.483	1:05.344	0


Clerk of the Course - Steve Clayton

Orbits

Timekeepers - David Barr & Keith Mason

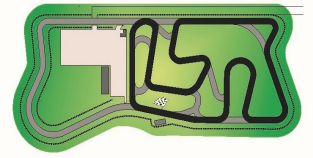
Results remain provisional until conclusion of technical/judicial matters

Signed:



(Chief Timekeeper)

Printed: 21/05/2022 09:44:23



Round 3, Ulster Kart Championships

Senior Max/Senior 177

Nutts Corner National Circuit 0.829 miles

Free Practice

21/05/2022 09:50

Practice started at 9:40:00

Lap	Lap Tm	Diff	Time of Day
(36) Neville BELL			
1	57.848	+0.771	9:40:59.199
2	57.091	+0.014	9:41:56.290
3	57.077		9:42:53.367
4	57.134	+0.057	9:43:50.501
(32) Gary BLAIR			
1	57.585	+0.213	9:40:57.609
2	57.372		9:41:54.981
3	1:03.494	+6.122	9:42:58.475
(22) Paul PRENTICE			
1	59.245	+1.673	9:41:06.806
2	58.069	+0.497	9:42:04.875
3	57.616	+0.044	9:43:02.491
4	57.572		9:44:00.063
(26) Daniel CONLON			
1	1:05.660	+7.950	9:41:38.139
2	57.710		9:42:35.849
(24) Jason HETHERINGTON			
1	59.810	+1.868	9:41:03.531
2	58.206	+0.264	9:42:01.737
3	57.948	+0.006	9:42:59.685
4	57.942		9:43:57.627
(33) Pearse MURTAGH			
1	1:05.151	+6.695	9:41:35.399
2	58.456		9:42:33.855
(43) Ben McFALL			
1	58.545		9:41:30.728
2	1:11.551	+13.006	9:42:42.279
3	1:03.666	+5.121	9:43:45.945
(69) Richard MALCOLMSON			
1	1:02.494	+1.933	9:41:20.579
2	1:00.561		9:42:21.140
(28) Marc VASEY			
1	1:02.353	+1.674	9:41:19.194
2	1:00.679		9:42:19.873
(21) Jamie LECKEY			
1	1:01.278		9:41:17.538
2	1:01.746	+0.468	9:42:19.284
(20) Zak LECKEY			
1	1:02.080		9:41:10.343
2	1:02.105	+0.025	9:42:12.448
(133) Jonny McCARTHY			
1	1:02.205		9:41:19.361
2	1:08.483	+6.278	9:42:27.844
(11) Philip MAGUIRE			
1	1:04.839	+2.071	9:41:15.710
2	1:02.768		9:42:18.478
(35) James GILLILAND			
1	1:08.737	+5.261	9:41:17.276
2	1:06.796	+3.320	9:42:24.072
3	1:03.476		9:43:27.548

Lap	Lap Tm	Diff	Time of Day
(12) Johnny CLYDE			
1	1:10.131	+5.769	9:41:22.297
2	1:04.362		9:42:26.659
3	1:04.871	+0.509	9:43:31.530

Lap	Lap Tm	Diff	Time of Day
-----	--------	------	-------------

Clerk of the Course - Steve Clayton

Orbits

Timekeepers - David Barr & Keith Mason

Results remain provisional until conclusion of technical/judicial matters

Signed:  (Chief Timekeeper)

Printed: 21/05/2022 09:44:35



Round 3, Ulster Kart Championships
Sorted on Laps

Honda Cadet

Nutts Corner National Circuit 0.829 miles

Heat 1

21/05/2022 10:10

Race (7:00 and 1 Laps) started at 9:51:11

Pos	No.	Name	Laps	Total Tm	Diff	Gap	Best Tm	In Lap	2nd Best	Avg Tm
1	18	Archie CONDY	8	8:58.904			1:06.460	7	1:06.467	1:07.332
2	17	Charlie CONDY	8	8:59.888	0.984	0.984	1:06.489	7	1:06.978	1:07.486
3	60	Joel MURPHY	8	9:00.120	1.216	0.232	1:06.659	8	1:06.702	1:07.447
4	36	Declan NOBLE	8	9:10.295	11.391	10.175	1:07.837	8	1:07.857	1:08.731
5	19	Conan WARNOCK	8	9:11.743	12.839	1.448	1:08.165	6	1:08.334	1:08.957
6	32	Harry McDOWELL	8	9:19.254	20.350	7.511	1:08.349	6	1:08.513	1:09.796
7	46	Evan PURCELL	8	9:19.393	20.489	0.139	1:08.935	4	1:09.033	1:09.823
8	11	Ryan ARTHUR	8	9:24.644	25.740	5.251	1:08.683	6	1:08.711	1:09.923
9	54	Max COLBERT	8	9:25.188	26.284	0.544	1:08.305	7	1:08.663	1:10.571
10	35	Harry MONTGOMERY	8	9:31.982	33.078	6.794	1:09.919	4	1:10.716	1:11.481
11	99	Travis BAILIE	8	9:33.649	34.745	1.667	1:09.032	6	1:09.458	1:11.578
12	25	Joshua WYLIE	7	8:28.103	1 Lap	1 Lap	1:09.907	6	1:10.229	1:12.535

Announcements

Driver No. 11: 5-sec penalty C2.3.4 (incorrectly positioned front fairing)

Margin of Victory	Avg. Speed	Best Lap Tm	Best Speed	Best Lap by
0.984	44.291	1:06.460	44.893	18 - Archie CONDY


Clerk of the Course - Steve Clayton

Orbits

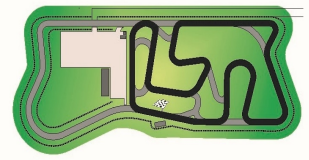
Timekeepers - David Barr & Keith Mason

Results remain provisional until conclusion of technical/judicial matters

Signed:



 Chief
 Timekeeper



Round 3, Ulster Kart Championships

Honda Cadet

Nutts Corner National Circuit 0.829 miles

Heat 1

21/05/2022 10:10

Race (7:00 and 1 Laps) started at 9:51:11

Lap	Lap Tm	Diff	Time of Day
(18) Archie CONDY			
1	1:10.577	+4.117	9:52:22.692
2	1:07.681	+1.221	9:53:30.373
3	1:07.068	+0.608	9:54:37.441
4	1:06.820	+0.360	9:55:44.261
5	1:07.054	+0.594	9:56:51.315
6	1:06.530	+0.070	9:57:57.845
7	1:06.460		9:59:04.305
8	1:06.467	+0.007	10:00:10.772

Lap	Lap Tm	Diff	Time of Day
(17) Charlie CONDY			
1	1:08.957	+2.468	9:52:20.825
2	1:07.981	+1.492	9:53:28.806
3	1:07.820	+1.331	9:54:36.626
4	1:07.479	+0.990	9:55:44.105
5	1:07.165	+0.676	9:56:51.270
6	1:06.978	+0.489	9:57:58.248
7	1:06.489		9:59:04.737
8	1:07.019	+0.530	10:00:11.756

Lap	Lap Tm	Diff	Time of Day
(60) Joel MURPHY			
1	1:10.485	+3.826	9:52:22.890
2	1:07.849	+1.190	9:53:30.739
3	1:07.328	+0.669	9:54:38.067
4	1:06.999	+0.340	9:55:45.066
5	1:06.792	+0.133	9:56:51.858
6	1:06.769	+0.110	9:57:58.627
7	1:06.702	+0.043	9:59:05.329
8	1:06.659		10:00:11.988

Lap	Lap Tm	Diff	Time of Day
(36) Declan NOBLE			
1	1:11.873	+4.036	9:52:24.188
2	1:10.074	+2.237	9:53:34.262
3	1:08.343	+0.506	9:54:42.605
4	1:07.857	+0.020	9:55:50.462
5	1:07.899	+0.062	9:56:58.361
6	1:08.090	+0.253	9:58:06.451
7	1:07.875	+0.038	9:59:14.326
8	1:07.837		10:00:22.163

Lap	Lap Tm	Diff	Time of Day
(19) Conan WARNOCK			
1	1:10.926	+2.761	9:52:22.874
2	1:08.837	+0.672	9:53:31.711
3	1:08.981	+0.816	9:54:40.692
4	1:08.874	+0.709	9:55:49.566
5	1:09.165	+1.000	9:56:58.731
6	1:08.165		9:58:06.896
7	1:08.334	+0.169	9:59:15.230
8	1:08.381	+0.216	10:00:23.611

Lap	Lap Tm	Diff	Time of Day
(32) Harry McDOWELL			
1	1:11.755	+3.406	9:52:24.502
2	1:10.683	+2.334	9:53:35.185
3	1:10.316	+1.967	9:54:45.501
4	1:09.531	+1.182	9:55:55.032
5	1:08.513	+0.164	9:57:03.545
6	1:08.349		9:58:11.894
7	1:09.719	+1.370	9:59:21.613
8	1:09.509	+1.160	10:00:31.122

Lap	Lap Tm	Diff	Time of Day
(46) Evan PURCELL			
1	1:12.084	+3.149	9:52:24.757
2	1:10.643	+1.708	9:53:35.400
3	1:09.078	+0.143	9:54:44.478
4	1:08.935		9:55:53.413

Lap	Lap Tm	Diff	Time of Day
5	1:09.033	+0.098	9:57:02.446
6	1:09.405	+0.470	9:58:11.851
7	1:09.994	+1.059	9:59:21.845
8	1:09.416	+0.481	10:00:31.261

Lap	Lap Tm	Diff	Time of Day
(11) Ryan ARTHUR			
1	1:11.610	+2.927	9:52:23.733
2	1:10.729	+2.046	9:53:34.462
3	1:10.899	+2.216	9:54:45.361
4	1:09.941	+1.258	9:55:55.302
5	1:08.998	+0.315	9:57:04.300
6	1:08.683		9:58:12.983
7	1:08.711	+0.028	9:59:21.694
8	1:09.818	+1.135	10:00:31.512

Lap	Lap Tm	Diff	Time of Day
(54) Max COLBERT			
1	1:11.787	+3.482	9:52:24.269
2	1:11.460	+3.155	9:53:35.729
3	1:10.228	+1.923	9:54:45.957
4	1:16.191	+7.886	9:56:02.148
5	1:09.158	+0.853	9:57:11.306
6	1:08.663	+0.358	9:58:19.969
7	1:08.305		9:59:28.274
8	1:08.782	+0.477	10:00:37.056

Lap	Lap Tm	Diff	Time of Day
(35) Harry MONTGOMERY			
1	1:11.627	+1.708	9:52:23.623
2	1:10.716	+0.797	9:53:34.339
3	1:10.868	+0.949	9:54:45.207
4	1:09.919		9:55:55.126
5	1:11.445	+1.526	9:57:06.571
6	1:12.056	+2.137	9:58:18.627
7	1:12.808	+2.889	9:59:31.435
8	1:12.415	+2.496	10:00:43.850

Lap	Lap Tm	Diff	Time of Day
(99) Travis BAILIE			
1	1:11.976	+2.944	9:52:24.867
2	1:11.045	+2.013	9:53:35.912
3	1:10.125	+1.093	9:54:46.037
4	1:16.089	+7.057	9:56:02.126
5	1:09.499	+0.467	9:57:11.625
6	1:09.032		9:58:20.657
7	1:15.402	+6.370	9:59:36.059
8	1:09.458	+0.426	10:00:45.517

Lap	Lap Tm	Diff	Time of Day
(25) Joshua WYLIE			
1	1:11.885	+1.978	9:52:24.106
2	1:11.440	+1.533	9:53:35.546
3	1:10.229	+0.322	9:54:45.775
4	1:14.403	+4.496	9:56:00.178
5	1:10.240	+0.333	9:57:10.418
6	1:09.907		9:58:20.325
7	1:19.646	+9.739	9:59:39.971


Clerk of the Course - Steve Clayton

Orbits

Timekeepers - David Barr & Keith Mason

Results remain provisional until conclusion of technical/judicial matters

Signed:



(Chief Timekeeper)

Round 3, Ulster Kart Championships
Sorted on Laps

Junior Max

Nutts Corner National Circuit 0.829 miles

Heat 1

21/05/2022 10:15

Race (7:00 and 1 Laps) started at 10:02:35

Pos	No.	Name	Laps	Total Tm	Diff	Gap	Best Tm	In Lap	2nd Best	Avg Tm
1	33	Joseph McMAHON	9	8:42.996			57.224	8	57.226	58.101
2	48	Finlay BROWN	9	8:43.699	0.703	0.703	57.154	9	57.175	58.152
3	46	Bobby Joe McFALL	9	8:47.720	4.724	4.021	57.772	8	57.945	58.635
4	36	Joe GARDINER	9	8:47.826	4.830	0.106	57.452	8	57.665	58.628
5	72	Gavin DEWART	9	8:50.262	7.266	2.436	57.609	8	57.719	58.884
6	14	Carter KELLY	9	8:50.614	7.618	0.352	57.723	8	57.773	58.898
7	34	Peter GILLILAND	9	8:52.910	9.914	2.296	57.573	7	57.637	59.184
8	20	Jack MURTAGH	9	9:00.100	17.104	7.190	57.732	9	57.788	59.408
9	19	Adam McGIVERN	9	9:21.792	38.796	21.692	59.620	5	59.696	1:02.333

Announcements

Driver No. 20: 5-sec penalty C2.3.4 (incorrectly positioned front fairing)

Margin of Victory	Avg. Speed	Best Lap Tm	Best Speed	Best Lap by
0.703	51.344	57.154	52.203	48 - Finlay BROWN


Clerk of the Course - Steve Clayton

Orbits

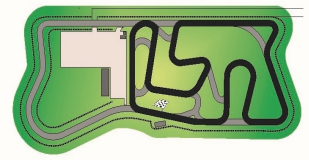
Timekeepers - David Barr & Keith Mason

Results remain provisional until conclusion of technical/judicial matters

Signed:



 Chief
 Timekeeper

Round 3, Ulster Kart Championships

Junior Max

Nutts Corner National Circuit 0.829 miles

Heat 1

21/05/2022 10:15

Race (7:00 and 1 Laps) started at 10:02:35

Lap	Lap Tm	Diff	Time of Day	Lap	Lap Tm	Diff	Time of Day	Lap	Lap Tm	Diff	Time of Day
(33) Joseph McMAHON				(34) Peter GILLILAND							
1	1:01.702	+4.478	10:03:36.807	1	1:08.665	+11.112	10:03:43.961				
2	57.939	+0.715	10:04:34.746	2	58.829	+1.256	10:04:42.790				
3	58.534	+1.310	10:05:33.280	3	58.381	+0.808	10:05:41.171				
4	57.860	+0.636	10:06:31.140	4	58.015	+0.442	10:06:39.186				
5	57.784	+0.560	10:07:28.924	5	57.869	+0.296	10:07:37.055				
6	57.226	+0.002	10:08:26.150	6	57.969	+0.396	10:08:35.024				
7	57.383	+0.159	10:09:23.533	7	57.573		10:09:32.597				
8	57.224		10:10:20.757	8	57.699	+0.126	10:10:30.296				
9	57.262	+0.038	10:11:18.019	9	57.637	+0.064	10:11:27.933				
(48) Finlay BROWN				(20) Jack MURTAGH							
1	1:02.590	+5.436	10:03:37.937	1	1:10.368	+12.636	10:03:45.811				
2	58.400	+1.246	10:04:36.337	2	58.943	+1.211	10:04:44.754				
3	57.890	+0.736	10:05:34.227	3	58.323	+0.591	10:05:43.077				
4	57.538	+0.384	10:06:31.765	4	57.974	+0.242	10:06:41.051				
5	57.652	+0.498	10:07:29.417	5	57.877	+0.145	10:07:38.928				
6	57.477	+0.323	10:08:26.894	6	57.852	+0.120	10:08:36.780				
7	57.499	+0.345	10:09:24.393	7	57.823	+0.091	10:09:34.603				
8	57.175	+0.021	10:10:21.568	8	57.788	+0.056	10:10:32.391				
9	57.154		10:11:18.722	9	57.732		10:11:30.123				
(46) Bobby Joe McFALL				(19) Adam McGIVERN							
1	1:00.947	+3.175	10:03:35.970	1	1:05.180	+5.560	10:03:40.998				
2	58.691	+0.919	10:04:34.661	2	1:01.483	+1.863	10:04:42.481				
3	58.546	+0.774	10:05:33.207	3	1:01.325	+1.705	10:05:43.806				
4	57.945	+0.173	10:06:31.152	4	59.696	+0.076	10:06:43.502				
5	58.821	+1.049	10:07:29.973	5	59.620		10:07:43.122				
6	58.276	+0.504	10:08:28.249	6	1:00.118	+0.498	10:08:43.240				
7	58.054	+0.282	10:09:26.303	7	1:00.184	+0.564	10:09:43.424				
8	57.772		10:10:24.075	8	59.723	+0.103	10:10:43.147				
9	58.668	+0.896	10:11:22.743	9	1:13.668	+14.048	10:11:56.815				
(36) Joe GARDINER											
1	1:02.259	+4.807	10:03:37.454								
2	59.124	+1.672	10:04:36.578								
3	58.762	+1.310	10:05:35.340								
4	57.902	+0.450	10:06:33.242								
5	58.089	+0.637	10:07:31.331								
6	57.928	+0.476	10:08:29.259								
7	57.665	+0.213	10:09:26.924								
8	57.452		10:10:24.376								
9	58.473	+1.021	10:11:22.849								
(72) Gavin DEWART											
1	1:06.478	+8.869	10:03:41.806								
2	58.733	+1.124	10:04:40.539								
3	57.970	+0.361	10:05:38.509								
4	57.719	+0.110	10:06:36.228								
5	57.868	+0.259	10:07:34.096								
6	58.005	+0.396	10:08:32.101								
7	57.746	+0.137	10:09:29.847								
8	57.609		10:10:27.456								
9	57.829	+0.220	10:11:25.285								
(14) Carter KELLY											
1	1:05.576	+7.853	10:03:41.129								
2	58.841	+1.118	10:04:39.970								
3	58.028	+0.305	10:05:37.998								
4	58.088	+0.365	10:06:36.086								
5	58.372	+0.649	10:07:34.458								
6	57.867	+0.144	10:08:32.325								
7	57.773	+0.050	10:09:30.098								
8	57.723		10:10:27.821								
9	57.816	+0.093	10:11:25.637								


Clerk of the Course - Steve Clayton

Orbits

Timekeepers - David Barr & Keith Mason

Results remain provisional until conclusion of technical/judicial matters

Signed:



(Chief Timekeeper)

Printed: 21/05/2022 10:15:01



Round 3, Ulster Kart Championships

Sorted on Laps

Time Cadet

Nutts Corner National Circuit 0.829 miles

Heat 1

21/05/2022 10:30

Race (7:00 and 1 Laps) started at 10:13:28

Pos	No.	Name	Laps	Total Tm	Diff	Gap	Best Tm	In Lap	2nd Best	Avg Tm
1	31	Jason PARK	8	8:49.502			1:05.605	5	1:05.837	1:06.187
2	77	Kenzie McNALLY	8	8:51.682	2.180	2.180	1:06.027	3	1:06.071	1:06.436
3	27	Brogan McDONALD	8	9:03.863	14.361	12.181	1:07.361	5	1:07.516	1:07.967
4	93	Johnston STEWART	8	9:09.452	19.950	5.589	1:08.034	4	1:08.145	1:08.670
5	193	Andie STEWART	8	9:19.337	29.835	9.885	1:08.799	7	1:09.108	1:09.878
6	49	Tony CALVIN	8	9:19.669	30.167	0.332	1:08.879	7	1:08.947	1:09.898

Margin of Victory	Avg. Speed	Best Lap Tm	Best Speed	Best Lap by
2.180	45.078	1:05.605	45.478	31 - Jason PARK


Clerk of the Course - Steve Clayton

Orbits

Timekeepers - David Barr & Keith Mason

Results remain provisional until conclusion of technical/judicial matters

Signed:



Chief
Timekeeper



Round 3, Ulster Kart Championships

1ame Cadet

Nutts Corner National Circuit 0.829 miles

Heat 1

21/05/2022 10:30

Race (7:00 and 1 Laps) started at 10:13:28

Lap	Lap Tm	Diff	Time of Day	Lap	Lap Tm	Diff	Time of Day	Lap	Lap Tm	Diff	Time of Day
(31) Jason PARK											
1	1:07.993	+2.388	10:14:36.057								
2	1:06.146	+0.541	10:15:42.203								
3	1:05.984	+0.379	10:16:48.187								
4	1:05.837	+0.232	10:17:54.024								
5	1:05.605		10:18:59.629								
6	1:05.944	+0.339	10:20:05.573								
7	1:06.044	+0.439	10:21:11.617								
8	1:05.949	+0.344	10:22:17.566								
(77) Kenzie McNALLY											
1	1:08.264	+2.237	10:14:36.517								
2	1:06.335	+0.308	10:15:42.852								
3	1:06.027		10:16:48.879								
4	1:06.094	+0.067	10:17:54.973								
5	1:06.143	+0.116	10:19:01.116								
6	1:06.071	+0.044	10:20:07.187								
7	1:06.201	+0.174	10:21:13.388								
8	1:06.358	+0.331	10:22:19.746								
(27) Brogan McDONALD											
1	1:10.164	+2.803	10:14:38.349								
2	1:07.945	+0.584	10:15:46.294								
3	1:07.516	+0.155	10:16:53.810								
4	1:07.642	+0.281	10:18:01.452								
5	1:07.361		10:19:08.813								
6	1:07.766	+0.405	10:20:16.579								
7	1:07.829	+0.468	10:21:24.408								
8	1:07.519	+0.158	10:22:31.927								
(93) Johnston STEWART											
1	1:10.792	+2.758	10:14:38.946								
2	1:09.493	+1.459	10:15:48.439								
3	1:08.218	+0.184	10:16:56.657								
4	1:08.034		10:18:04.691								
5	1:08.145	+0.111	10:19:12.836								
6	1:08.311	+0.277	10:20:21.147								
7	1:08.194	+0.160	10:21:29.341								
8	1:08.175	+0.141	10:22:37.516								
(193) Andie STEWART											
1	1:12.013	+3.214	10:14:40.385								
2	1:10.322	+1.523	10:15:50.707								
3	1:09.930	+1.131	10:17:00.637								
4	1:09.561	+0.762	10:18:10.198								
5	1:09.108	+0.309	10:19:19.306								
6	1:10.048	+1.249	10:20:29.354								
7	1:08.799		10:21:38.153								
8	1:09.248	+0.449	10:22:47.401								
(49) Tony CALVIN											
1	1:12.149	+3.270	10:14:40.698								
2	1:10.337	+1.458	10:15:51.035								
3	1:09.978	+1.099	10:17:01.013								
4	1:09.546	+0.667	10:18:10.559								
5	1:09.107	+0.228	10:19:19.666								
6	1:10.241	+1.362	10:20:29.907								
7	1:08.879		10:21:38.786								
8	1:08.947	+0.068	10:22:47.733								

Clerk of the Course - Steve Clayton

Orbits

Timekeepers - David Barr & Keith Mason

Results remain provisional until conclusion of technical/judicial matters

Signed:  (Chief Timekeeper)

Round 3, Ulster Kart Championships
Sorted on Laps

Mini Max

Nutts Corner National Circuit 0.829 miles

Heat 1

21/05/2022 10:45

Race (7:00 and 1 Laps) started at 10:24:50

Pos	No.	Name	Laps	Total Tm	Diff	Gap	Best Tm	In Lap	2nd Best	Avg Tm
1	10	Daniel KILPATRICK	8	8:00.132			59.315	6	59.388	1:00.016
2	22	Cole McFADDEN BIGGERSTAFF	8	8:23.186	23.054	23.054	1:00.306	8	1:00.515	1:02.232
3	88	Lewis ARTHUR	8	8:36.517	36.385	13.331	1:01.307	7	1:01.598	1:04.503
4	21	Jamie KIDNEY	8	8:38.741	38.609	2.224	1:00.727	7	1:00.765	1:04.173
5	30	John O'NEILL	8	8:57.186	57.054	18.445	1:05.358	5	1:05.704	1:07.033
6	55	Dennis CHERRY	8	8:57.288	57.156	0.102	1:04.942	3	1:05.478	1:07.056

Announcements

Drivers No. 21 & 22: 5-sec penalty C2.3.4 (incorrectly positioned front fairing)

Margin of Victory	Avg. Speed	Best Lap Tm	Best Speed	Best Lap by
23.054	49.713	59.315	50.301	10 - Daniel KILPATRICK


Clerk of the Course - Steve Clayton

Orbits

Timekeepers - David Barr & Keith Mason

Results remain provisional until conclusion of technical/judicial matters

Signed:



 Chief
 Timekeeper


Round 3, Ulster Kart Championships

Mini Max

Nutts Corner National Circuit 0.829 miles

Heat 1

21/05/2022 10:45

Race (7:00 and 1 Laps) started at 10:24:50

Lap	Lap Tm	Diff	Time of Day	Lap	Lap Tm	Diff	Time of Day	Lap	Lap Tm	Diff	Time of Day
(10) Daniel KILPATRICK											
1	1:02.566	+3.251	10:25:52.649								
2	1:00.191	+0.876	10:26:52.840								
3	59.903	+0.588	10:27:52.743								
4	59.601	+0.286	10:28:52.344								
5	59.533	+0.218	10:29:51.877								
6	59.315		10:30:51.192								
7	59.635	+0.320	10:31:50.827								
8	59.388	+0.073	10:32:50.215								
(22) Cole McFADDEN BIGGERSTAFF											
1	1:09.008	+8.702	10:25:59.416								
2	1:02.948	+2.642	10:27:02.364								
3	1:02.153	+1.847	10:28:04.517								
4	1:01.309	+1.003	10:29:05.826								
5	1:00.781	+0.475	10:30:06.607								
6	1:00.841	+0.535	10:31:07.448								
7	1:00.515	+0.209	10:32:07.963								
8	1:00.306		10:33:08.269								
(88) Lewis ARTHUR											
1	1:13.982	+12.675	10:26:04.558								
2	1:04.380	+3.073	10:27:08.938								
3	1:03.843	+2.536	10:28:12.781								
4	1:05.569	+4.262	10:29:18.350								
5	1:03.351	+2.044	10:30:21.701								
6	1:01.994	+0.687	10:31:23.695								
7	1:01.307		10:32:25.002								
8	1:01.598	+0.291	10:33:26.600								
(21) Jamie KIDNEY											
1	1:25.165	+24.438	10:26:15.603								
2	1:01.992	+1.265	10:27:17.595								
3	1:00.943	+0.216	10:28:18.538								
4	1:00.835	+0.108	10:29:19.373								
5	1:01.693	+0.966	10:30:21.066								
6	1:01.266	+0.539	10:31:22.332								
7	1:00.727		10:32:23.059								
8	1:00.765	+0.038	10:33:23.824								
(30) John O'NEILL											
1	1:09.335	+3.977	10:26:00.339								
2	1:06.398	+1.040	10:27:06.737								
3	1:05.704	+0.346	10:28:12.441								
4	1:05.924	+0.566	10:29:18.365								
5	1:05.358		10:30:23.723								
6	1:11.063	+5.705	10:31:34.786								
7	1:06.436	+1.078	10:32:41.222								
8	1:06.047	+0.689	10:33:47.269								
(55) Dennis CHERRY											
1	1:10.542	+5.600	10:26:01.465								
2	1:06.226	+1.284	10:27:07.691								
3	1:04.942		10:28:12.633								
4	1:06.022	+1.080	10:29:18.655								
5	1:05.478	+0.536	10:30:24.133								
6	1:10.785	+5.843	10:31:34.918								
7	1:06.417	+1.475	10:32:41.335								
8	1:06.036	+1.094	10:33:47.371								

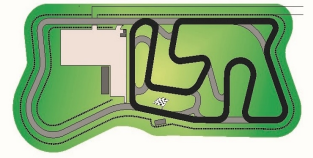
Clerk of the Course - Steve Clayton

Orbits

Timekeepers - David Barr & Keith Mason

Results remain provisional until conclusion of technical/judicial matters

Signed:  (Chief Timekeeper)

**Round 3, Ulster Kart Championships****Sorted on best lap time**

Bambino

Nutts Corner National Circuit 0.829 miles

Timed Qualification

21/05/2022 11:00

Qualifying (5:00 Time) started at 10:35:51

Pos	No.	Name	Best Tm	Diff	Gap	In Lap	2nd Best	Avg Tm	Laps led
1	33	Lewis HAZLETT	1:21.284			3	1:21.440	1:21.959	0
2	36	Ethan ROBINSON	1:22.027	0.743	0.743	3	1:22.662	1:22.974	2
3	75	Callum McVEIGH	1:23.728	2.444	1.701	4	1:24.222	1:24.739	2
4	47	Myles PURCELL	1:29.509	8.225	5.781	2	1:29.643	1:30.144	0
5	24	Jessica WYLIE	1:35.098	13.814	5.589	3	1:35.190	1:35.980	0


Clerk of the Course - Steve Clayton

Orbits

Timekeepers - David Barr & Keith Mason

Results remain provisional until conclusion of technical/judicial matters

Signed:



(Chief Timekeeper)

Printed: 21/05/2022 10:42:51

Round 3, Ulster Kart Championships

Bambino

Nutts Corner National Circuit 0.829 miles

Timed Qualification

21/05/2022 11:00

Qualifying (5:00 Time) started at 10:35:51

Lap	Lap Tm	Diff	Time of Day	Lap	Lap Tm	Diff	Time of Day	Lap	Lap Tm	Diff	Time of Day
(33) Lewis HAZLETT											
1	1:23.461	+2.177	10:37:25.678								
2	1:21.654	+0.370	10:38:47.332								
3	1:21.284		10:40:08.616								
4	1:21.440	+0.156	10:41:30.056								
(36) Ethan ROBINSON											
1	1:24.282	+2.255	10:37:21.894								
2	1:22.925	+0.898	10:38:44.819								
3	1:22.027		10:40:06.846								
4	1:22.662	+0.635	10:41:29.508								
(75) Callum McVEIGH											
1	1:25.894	+2.166	10:37:17.576								
2	1:25.114	+1.386	10:38:42.690								
3	1:24.222	+0.494	10:40:06.912								
4	1:23.728		10:41:30.640								
(47) Myles PURCELL											
1	1:31.655	+2.146	10:37:30.201								
2	1:29.509		10:38:59.710								
3	1:29.769	+0.260	10:40:29.479								
4	1:29.643	+0.134	10:41:59.122								
(24) Jessica WYLIE											
1	1:37.840	+2.742	10:37:30.804								
2	1:35.190	+0.092	10:39:05.994								
3	1:35.098		10:40:41.092								
4	1:35.794	+0.696	10:42:16.886								


Clerk of the Course - Steve Clayton

Orbits

Timekeepers - David Barr & Keith Mason

Results remain provisional until conclusion of technical/judicial matters

Signed:



(Chief Timekeeper)

Printed: 21/05/2022 10:43:10

Round 3, Ulster Kart Championships
Sorted on Laps

Senior Max/Senior 177

Nutts Corner National Circuit 0.829 miles

Heat 1

21/05/2022 11:15

Race (7:00 and 1 Laps) started at 10:47:17

Pos	No.	Name	Laps	Total Tm	Diff	Gap	Best Tm	In Lap	2nd Best	Avg Tm
Senior Max										
1	35	James GILLILAND	9	8:30.834			56.217	4	56.241	56.551
2	26	Daniel CONLON	9	8:33.796	2.962	2.962	56.125	4	56.299	56.865
3	43	Ben McFALL	9	8:33.803	2.969	0.007	56.153	4	56.231	56.875
4	36	Neville BELL	9	8:35.346	4.512	1.543	56.517	9	56.568	56.915
5	12	Johnny CLYDE	9	8:38.696	7.862	3.350	56.772	4	56.859	57.299
6	11	Philip MAGUIRE	9	8:41.154	10.320	2.458	56.846	5	56.894	57.519
7	24	Jason HETHERINGTON	9	8:41.834	11.000	0.680	56.854	7	56.994	57.625
8	22	Paul PRENTICE	9	8:42.188	11.354	0.354	56.841	7	56.852	57.644
9	20	Zak LECKEY	9	8:51.359	20.525	9.171	56.689	5	56.797	57.501
10	32	Gary BLAIR		2.814	9 Laps	9 Laps		0		

Not classified

DNS 33 Pearse MURTAGH DNS 0

Senior Max 177

1	69	Richard MALCOLMSON	9	8:51.612			57.720	2	57.794	58.415
2	28	Marc VASEY	9	8:51.833	0.221	0.221	57.593	9	57.990	58.489
3	21	Jamie LECKEY	9	8:54.386	2.774	2.553	57.969	7	58.066	58.778
4	133	Jonny McCARTHY	1	1:08.585	8 Laps	8 Laps	1:02.998	1		1:02.998

Announcements

Driver No. 20: 10-sec penalty C1.1.6 (contravention of flag signal)

Margin of Victory	Avg. Speed	Best Lap Tm	Best Speed	Best Lap by
2.962	52.566	56.125	53.160	26 - Daniel CONLON


Clerk of the Course - Steve Clayton

Orbits

Timekeepers - David Barr & Keith Mason

Results remain provisional until conclusion of technical/judicial matters

Signed:



 Chief
Timekeeper

Round 3, Ulster Kart Championships

Senior Max/Senior 177

Nutts Corner National Circuit 0.829 miles

Heat 1

21/05/2022 11:15

Race (7:00 and 1 Laps) started at 10:47:17

Lap	Lap Tm	Diff	Time of Day
(35) James GILLILAND			
1	58.088	+1.871	10:48:17.199
2	56.587	+0.370	10:49:13.786
3	56.292	+0.075	10:50:10.078
4	56.217		10:51:06.295
5	56.241	+0.024	10:52:02.536
6	56.406	+0.189	10:52:58.942
7	56.356	+0.139	10:53:55.298
8	56.395	+0.178	10:54:51.693
9	56.383	+0.166	10:55:48.076

Lap	Lap Tm	Diff	Time of Day
(26) Daniel CONLON			
1	58.534	+2.409	10:48:17.779
2	56.603	+0.478	10:49:14.382
3	56.410	+0.285	10:50:10.792
4	56.125		10:51:06.917
5	56.299	+0.174	10:52:03.216
6	56.372	+0.247	10:52:59.588
7	56.453	+0.328	10:53:56.041
8	56.591	+0.466	10:54:52.632
9	58.406	+2.281	10:55:51.038

Lap	Lap Tm	Diff	Time of Day
(43) Ben McFALL			
1	58.431	+2.278	10:48:17.594
2	56.615	+0.462	10:49:14.209
3	56.782	+0.629	10:50:10.991
4	56.153		10:51:07.144
5	56.231	+0.078	10:52:03.375
6	56.272	+0.119	10:52:59.647
7	56.447	+0.294	10:53:56.094
8	56.573	+0.420	10:54:52.667
9	58.378	+2.225	10:55:51.045

Lap	Lap Tm	Diff	Time of Day
(36) Neville BELL			
1	58.972	+2.455	10:48:19.324
2	56.711	+0.194	10:49:16.035
3	56.905	+0.388	10:50:12.940
4	56.638	+0.121	10:51:09.578
5	56.655	+0.138	10:52:06.233
6	56.580	+0.063	10:53:02.813
7	56.690	+0.173	10:53:59.503
8	56.568	+0.051	10:54:56.071
9	56.517		10:55:52.588

Lap	Lap Tm	Diff	Time of Day
(12) Johnny CLYDE			
1	58.717	+1.945	10:48:18.960
2	57.019	+0.247	10:49:15.979
3	57.573	+0.801	10:50:13.552
4	56.772		10:51:10.324
5	56.859	+0.087	10:52:07.183
6	56.945	+0.173	10:53:04.128
7	57.395	+0.623	10:54:01.523
8	57.169	+0.397	10:54:58.692
9	57.246	+0.474	10:55:55.938

Lap	Lap Tm	Diff	Time of Day
(11) Philip MAGUIRE			
1	1:00.418	+3.572	10:48:21.140
2	57.469	+0.623	10:49:18.609
3	56.894	+0.048	10:50:15.503
4	57.164	+0.318	10:51:12.667
5	56.846		10:52:09.513
6	57.128	+0.282	10:53:06.641
7	56.921	+0.075	10:54:03.562
8	57.611	+0.765	10:55:01.173
9	57.223	+0.377	10:55:58.396

Lap	Lap Tm	Diff	Time of Day
(24) Jason HETHERINGTON			
1	1:00.020	+3.166	10:48:20.470
2	57.332	+0.478	10:49:17.802
3	57.282	+0.428	10:50:15.084
4	57.825	+0.971	10:51:12.909
5	57.548	+0.694	10:52:10.457
6	56.994	+0.140	10:53:07.451
7	56.854		10:54:04.305
8	57.184	+0.330	10:55:01.489
9	57.587	+0.733	10:55:59.076

Lap	Lap Tm	Diff	Time of Day
(22) Paul PRENTICE			
1	1:00.377	+3.536	10:48:21.009
2	58.232	+1.391	10:49:19.241
3	57.515	+0.674	10:50:16.756
4	57.449	+0.608	10:51:14.205
5	56.852	+0.011	10:52:11.057
6	56.863	+0.022	10:53:07.920
7	56.841		10:54:04.761
8	57.043	+0.202	10:55:01.804
9	57.626	+0.785	10:55:59.430

Lap	Lap Tm	Diff	Time of Day
(20) Zak LECKEY			
1	1:00.472	+3.783	10:48:21.559
2	57.296	+0.607	10:49:18.855
3	56.944	+0.255	10:50:15.799
4	57.525	+0.836	10:51:13.324
5	56.689		10:52:10.013
6	56.797	+0.108	10:53:06.810
7	56.957	+0.268	10:54:03.767
8	57.516	+0.827	10:55:01.283
9	57.318	+0.629	10:55:58.601

Lap	Lap Tm	Diff	Time of Day
(69) Richard MALCOLMSON			
1	1:01.102	+3.382	10:48:24.214
2	57.720		10:49:21.934
3	58.397	+0.677	10:50:20.331
4	58.169	+0.449	10:51:18.500
5	58.172	+0.452	10:52:16.672
6	58.259	+0.539	10:53:14.931
7	57.794	+0.074	10:54:12.725
8	58.276	+0.556	10:55:11.001
9	57.853	+0.133	10:56:08.854

Lap	Lap Tm	Diff	Time of Day
(28) Marc VASEY			
1	1:00.635	+3.042	10:48:23.304
2	58.328	+0.735	10:49:21.632
3	58.485	+0.892	10:50:20.117
4	58.074	+0.481	10:51:18.191
5	58.253	+0.660	10:52:16.444
6	58.226	+0.633	10:53:14.670
7	57.990	+0.397	10:54:12.660
8	58.822	+1.229	10:55:11.482
9	57.593		10:56:09.075

Lap	Lap Tm	Diff	Time of Day
(21) Jamie LECKEY			
1	1:00.557	+2.588	10:48:23.176
2	58.415	+0.446	10:49:21.591
3	58.414	+0.445	10:50:20.005
4	58.066	+0.097	10:51:18.071
5	58.309	+0.340	10:52:16.380
6	58.149	+0.180	10:53:14.529
7	57.969		10:54:12.498
8	1:00.380	+2.411	10:55:12.878
9	58.750	+0.781	10:56:11.628

Clerk of the Course - Steve Clayton

Orbits

Timekeepers - David Barr & Keith Mason

Results remain provisional until conclusion of technical/judicial matters

Signed:  (Chief Timekeeper)

Round 3, Ulster Kart Championships
Sorted on Laps

Honda Cadet

Nutts Corner National Circuit 0.829 miles

Heat 2

21/05/2022 11:10

Race (7:00 and 1 Laps) started at 11:03:16

Pos	No.	Name	Laps	Total Tm	Diff	Gap	Best Tm	In Lap	2nd Best	Avg Tm
1	18	Archie CONDY	8	8:56.167			1:06.302	7	1:06.484	1:06.973
2	17	Charlie CONDY	8	8:56.594	0.427	0.427	1:06.392	7	1:06.452	1:07.065
3	60	Joel MURPHY	8	8:57.228	1.061	0.634	1:06.448	6	1:06.540	1:07.153
4	36	Declan NOBLE	8	8:59.470	3.303	2.242	1:06.742	5	1:06.963	1:07.430
5	46	Evan PURCELL	8	9:10.719	14.552	11.249	1:08.024	3	1:08.114	1:08.773
6	54	Max COLBERT	8	9:14.832	18.665	4.113	1:07.862	8	1:08.066	1:09.271
7	19	Conan WARNOCK	8	9:16.096	19.929	1.264	1:08.270	6	1:08.355	1:09.473
8	99	Travis BAILIE	8	9:16.655	20.488	0.559	1:08.184	5	1:08.274	1:09.516
9	11	Ryan ARTHUR	8	9:17.343	21.176	0.688	1:08.403	8	1:08.530	1:09.645
10	25	Joshua WYLIE	8	9:17.885	21.718	0.542	1:08.879	8	1:09.122	1:09.701
11	32	Harry McDOWELL	8	9:26.870	30.703	8.985	1:08.404	5	1:08.486	1:10.157
12	35	Harry MONTGOMERY	8	9:36.551	40.384	9.681	1:11.517	1	1:11.723	1:12.016

Announcements

Driver No. 32: 5-sec penalty C2.3.4 (incorrectly positioned front fairing)

Margin of Victory	Avg. Speed	Best Lap Tm	Best Speed	Best Lap by
0.427	44.518	1:06.302	45.000	18 - Archie CONDY


Clerk of the Course - Steve Clayton

Orbits

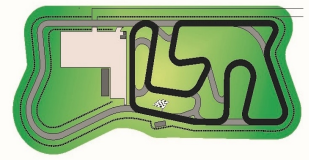
Timekeepers - David Barr & Keith Mason

Results remain provisional until conclusion of technical/judicial matters

Signed:



 Chief
Timekeeper



Round 3, Ulster Kart Championships

Honda Cadet

Nutts Corner National Circuit 0.829 miles

Heat 2


21/05/2022 11:10

Race (7:00 and 1 Laps) started at 11:03:16

Lap	Lap Tm	Diff	Time of Day
(18) Archie CONDY			
1	1:08.158	+1.856	11:04:25.513
2	1:07.500	+1.198	11:05:33.013
3	1:07.232	+0.930	11:06:40.245
4	1:06.844	+0.542	11:07:47.089
5	1:06.680	+0.378	11:08:53.769
6	1:06.484	+0.182	11:10:00.253
7	1:06.302		11:11:06.555
8	1:06.585	+0.283	11:12:13.140
(17) Charlie CONDY			
1	1:08.179	+1.787	11:04:25.226
2	1:07.747	+1.355	11:05:32.973
3	1:07.310	+0.918	11:06:40.283
4	1:07.115	+0.723	11:07:47.398
5	1:06.605	+0.213	11:08:54.003
6	1:06.720	+0.328	11:10:00.723
7	1:06.392		11:11:07.115
8	1:06.452	+0.060	11:12:13.567
(60) Joel MURPHY			
1	1:08.129	+1.681	11:04:25.102
2	1:07.777	+1.329	11:05:32.879
3	1:07.326	+0.878	11:06:40.205
4	1:07.555	+1.107	11:07:47.760
5	1:06.829	+0.381	11:08:54.589
6	1:06.448		11:10:01.037
7	1:06.540	+0.092	11:11:07.577
8	1:06.624	+0.176	11:12:14.201
(36) Declan NOBLE			
1	1:09.225	+2.483	11:04:26.221
2	1:07.495	+0.753	11:05:33.716
3	1:07.208	+0.466	11:06:40.924
4	1:07.182	+0.440	11:07:48.106
5	1:06.742		11:08:54.848
6	1:06.963	+0.221	11:10:01.811
7	1:07.160	+0.418	11:11:08.971
8	1:07.472	+0.730	11:12:16.443
(46) Evan PURCELL			
1	1:10.983	+2.959	11:04:28.487
2	1:08.582	+0.558	11:05:37.069
3	1:08.024		11:06:45.093
4	1:08.254	+0.230	11:07:53.347
5	1:08.114	+0.090	11:09:01.461
6	1:08.726	+0.702	11:10:10.187
7	1:09.074	+1.050	11:11:19.261
8	1:08.431	+0.407	11:12:27.892
(54) Max COLBERT			
1	1:11.544	+3.682	11:04:29.174
2	1:09.543	+1.681	11:05:38.717
3	1:09.549	+1.687	11:06:48.266
4	1:09.905	+2.043	11:07:58.171
5	1:08.209	+0.347	11:09:06.380
6	1:08.066	+0.204	11:10:14.446
7	1:09.497	+1.635	11:11:23.943
8	1:07.862		11:12:31.805
(19) Conan WARNOCK			
1	1:10.628	+2.358	11:04:27.907
2	1:08.462	+0.192	11:05:36.369
3	1:08.639	+0.369	11:06:45.008
4	1:08.355	+0.085	11:07:53.363

Lap	Lap Tm	Diff	Time of Day
5	1:08.466	+0.196	11:09:01.829
6	1:08.270		11:10:10.099
7	1:13.965	+5.695	11:11:24.064
8	1:09.005	+0.735	11:12:33.069
(99) Travis BAILIE			
1	1:11.440	+3.256	11:04:28.938
2	1:09.436	+1.252	11:05:38.374
3	1:10.118	+1.934	11:06:48.492
4	1:09.879	+1.695	11:07:58.371
5	1:08.184		11:09:06.555
6	1:08.274	+0.090	11:10:14.829
7	1:09.278	+1.094	11:11:24.107
8	1:09.521	+1.337	11:12:33.628
(11) Ryan ARTHUR			
1	1:09.805	+1.402	11:04:26.961
2	1:08.660	+0.257	11:05:35.621
3	1:08.530	+0.127	11:06:44.151
4	1:08.533	+0.130	11:07:52.684
5	1:08.548	+0.145	11:09:01.232
6	1:08.699	+0.296	11:10:09.931
7	1:15.982	+7.579	11:11:25.913
8	1:08.403		11:12:34.316
(25) Joshua WYLIE			
1	1:11.534	+2.655	11:04:28.778
2	1:09.482	+0.603	11:05:38.260
3	1:09.773	+0.894	11:06:48.033
4	1:09.497	+0.618	11:07:57.530
5	1:10.019	+1.140	11:09:07.549
6	1:09.308	+0.429	11:10:16.857
7	1:09.122	+0.243	11:11:25.979
8	1:08.879		11:12:34.858
(32) Harry McDOWELL			
1	1:11.320	+2.916	11:04:28.904
2	1:09.696	+1.292	11:05:38.600
3	1:09.474	+1.070	11:06:48.074
4	1:09.151	+0.747	11:07:57.225
5	1:08.404		11:09:05.629
6	1:08.486	+0.082	11:10:14.115
7	1:16.145	+7.741	11:11:30.260
8	1:08.583	+0.179	11:12:38.843
(35) Harry MONTGOMERY			
1	1:11.517		11:04:28.906
2	1:12.880	+1.363	11:05:41.786
3	1:12.143	+0.626	11:06:53.929
4	1:11.980	+0.463	11:08:05.909
5	1:12.124	+0.607	11:09:18.033
6	1:11.723	+0.206	11:10:29.756
7	1:11.917	+0.400	11:11:41.673
8	1:11.851	+0.334	11:12:53.524

Clerk of the Course - Steve Clayton Orbits

Timekeepers - David Barr & Keith Mason
 Results remain provisional until conclusion of technical/judicial matters
 Signed:  (Chief Timekeeper)



Round 3, Ulster Kart Championships
Sorted on Laps

Junior Max

Nutts Corner National Circuit 0.829 miles

Heat 2

21/05/2022 11:20

Race (7:00 and 1 Laps) started at 11:14:52

Pos	No.	Name	Laps	Total Tm	Diff	Gap	Best Tm	In Lap	2nd Best	Avg Tm
1	20	Jack MURTAGH	9	8:39.654			57.221	6	57.314	57.706
2	33	Joseph McMAHON	9	8:39.831	0.177	0.177	57.065	6	57.181	57.744
3	72	Gavin DEWART	9	8:42.269	2.615	2.438	57.432	9	57.546	58.029
4	46	Bobby Joe McFALL	9	8:43.585	3.931	1.316	57.426	6	57.552	58.163
5	14	Carter KELLY	9	8:44.012	4.358	0.427	57.563	4	57.724	58.216
6	48	Finlay BROWN	9	8:44.191	4.537	0.179	57.466	7	57.510	58.204
7	36	Joe GARDINER	9	8:44.656	5.002	0.465	57.526	7	57.534	58.269
8	34	Peter GILLILAND	9	9:09.300	29.646	24.644	57.501	9	57.514	1:01.008
Not classified										
DQ	19	Adam McGIVERN	9	9:01.880		DQ	59.497	6	59.498	1:00.149

Announcements

Driver No. 19: disqualified from heat C3.1.1 (scrutineering non compliance)

Margin of Victory	Avg. Speed	Best Lap Tm	Best Speed	Best Lap by
0.177	51.674	57.065	52.284	33 - Joseph McMAHON


Clerk of the Course - Steve Clayton

Orbits

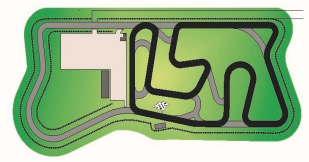
Timekeepers - David Barr & Keith Mason

Results remain provisional until conclusion of technical/judicial matters

Signed:



 Chief
Timekeeper

Round 3, Ulster Kart Championships

Junior Max

Nutts Corner National Circuit 0.829 miles

Heat 2

21/05/2022 11:20

Race (7:00 and 1 Laps) started at 11:14:52

Lap	Lap Tm	Diff	Time of Day	Lap	Lap Tm	Diff	Time of Day	Lap	Lap Tm	Diff	Time of Day
(20) Jack MURTAGH											
1	1:00.147	+2.926	11:15:52.511	1	1:02.084	+4.558	11:15:54.389				
2	57.741	+0.520	11:16:50.252	2	58.061	+0.535	11:16:52.450				
3	57.362	+0.141	11:17:47.614	3	57.594	+0.068	11:17:50.044				
4	57.341	+0.120	11:18:44.955	4	57.744	+0.218	11:18:47.788				
5	57.509	+0.288	11:19:42.464	5	57.648	+0.122	11:19:45.436				
6	57.221		11:20:39.685	6	57.534	+0.008	11:20:42.970				
7	57.372	+0.151	11:21:37.057	7	57.526		11:21:40.496				
8	57.354	+0.133	11:22:34.411	8	57.792	+0.266	11:22:38.288				
9	57.314	+0.093	11:23:31.725	9	58.439	+0.913	11:23:36.727				
(33) Joseph McMAHON											
1	1:01.318	+4.253	11:15:53.523	1	1:27.168	+29.667	11:16:19.459				
2	57.536	+0.471	11:16:51.059	2	58.156	+0.655	11:17:17.615				
3	57.217	+0.152	11:17:48.276	3	57.752	+0.251	11:18:15.367				
4	57.439	+0.374	11:18:45.715	4	57.537	+0.036	11:19:12.904				
5	57.509	+0.444	11:19:43.224	5	57.594	+0.093	11:20:10.498				
6	57.065		11:20:40.289	6	58.070	+0.569	11:21:08.568				
7	57.181	+0.116	11:21:37.470	7	57.788	+0.287	11:22:06.356				
8	57.243	+0.178	11:22:34.713	8	57.514	+0.013	11:23:03.870				
9	57.189	+0.124	11:23:31.902	9	57.501		11:24:01.371				
(72) Gavin DEWART											
1	59.658	+2.226	11:15:51.729	1	1:02.954	+3.457	11:15:55.562				
2	57.874	+0.442	11:16:49.603	2	59.902	+0.405	11:16:55.464				
3	57.612	+0.180	11:17:47.215	3	1:00.379	+0.882	11:17:55.843				
4	57.546	+0.114	11:18:44.761	4	1:00.495	+0.998	11:18:56.338				
5	58.229	+0.797	11:19:42.990	5	59.533	+0.036	11:19:55.871				
6	57.593	+0.161	11:20:40.583	6	59.497		11:20:55.368				
7	58.738	+1.306	11:21:39.321	7	59.498	+0.001	11:21:54.866				
8	57.587	+0.155	11:22:36.908	8	59.564	+0.067	11:22:54.430				
9	57.432		11:23:34.340	9	59.521	+0.024	11:23:53.951				
(46) Bobby Joe McFALL											
1	59.913	+2.487	11:15:52.102								
2	57.853	+0.427	11:16:49.955								
3	57.621	+0.195	11:17:47.576								
4	57.727	+0.301	11:18:45.303								
5	57.552	+0.126	11:19:42.855								
6	57.426		11:20:40.281								
7	59.334	+1.908	11:21:39.615								
8	58.366	+0.940	11:22:37.981								
9	57.675	+0.249	11:23:35.656								
(14) Carter KELLY											
1	1:00.310	+2.747	11:15:52.443								
2	57.737	+0.174	11:16:50.180								
3	57.799	+0.236	11:17:47.979								
4	57.563		11:18:45.542								
5	58.282	+0.719	11:19:43.824								
6	57.755	+0.192	11:20:41.579								
7	57.906	+0.343	11:21:39.485								
8	58.874	+1.311	11:22:38.359								
9	57.724	+0.161	11:23:36.083								
(48) Finlay BROWN											
1	1:01.744	+4.278	11:15:54.168								
2	58.706	+1.240	11:16:52.874								
3	57.529	+0.063	11:17:50.403								
4	57.650	+0.184	11:18:48.053								
5	58.166	+0.700	11:19:46.219								
6	57.517	+0.051	11:20:43.736								
7	57.466		11:21:41.202								
8	57.510	+0.044	11:22:38.712								
9	57.550	+0.084	11:23:36.262								

Clerk of the Course - Steve Clayton

Orbits

Timekeepers - David Barr & Keith Mason

Results remain provisional until conclusion of technical/judicial matters

Signed:  (Chief Timekeeper)

Printed: 21/05/2022 12:20:29



Round 3, Ulster Kart Championships

Sorted on Laps

Time Cadet

Nutts Corner National Circuit 0.829 miles

Heat 2

21/05/2022 11:35

Race (7:00 and 1 Laps) started at 11:25:46

Pos	No.	Name	Laps	Total Tm	Diff	Gap	Best Tm	In Lap	2nd Best	Avg Tm
1	31	Jason PARK	8	8:50.067			1:05.520	5	1:05.731	1:06.258
2	77	Kenzie McNALLY	8	8:50.082	0.015	0.015	1:05.518	5	1:05.605	1:06.260
3	93	Johnston STEWART	8	8:59.912	9.845	9.830	1:07.024	6	1:07.040	1:07.462
4	27	Brogan McDONALD	8	9:01.430	11.363	1.518	1:07.369	4	1:07.397	1:07.658
5	193	Andie STEWART	8	9:11.404	21.337	9.974	1:08.263	7	1:08.529	1:08.880
6	49	Tony CALVIN	8	9:14.098	24.031	2.694	1:08.630	5	1:08.717	1:09.199

Margin of Victory	Avg. Speed	Best Lap Tm	Best Speed	Best Lap by
0.015	45.030	1:05.518	45.539	77 - Kenzie McNALLY

Clerk of the Course - Steve Clayton

Orbits

Timekeepers - David Barr & Keith Mason

Results remain provisional until conclusion of technical/judicial matters

Signed: 

Chief
Timekeeper



Round 3, Ulster Kart Championships

Uame Cadet

Nutts Corner National Circuit 0.829 miles

Heat 2

21/05/2022 11:35

Race (7:00 and 1 Laps) started at 11:25:46

Lap	Lap Tm	Diff	Time of Day	Lap	Lap Tm	Diff	Time of Day	Lap	Lap Tm	Diff	Time of Day
(31) Jason PARK											
1	1:07.129	+1.609	11:26:53.432								
2	1:05.782	+0.262	11:27:59.214								
3	1:05.731	+0.211	11:29:04.945								
4	1:06.083	+0.563	11:30:11.028								
5	1:05.520		11:31:16.548								
6	1:06.712	+1.192	11:32:23.260								
7	1:06.055	+0.535	11:33:29.315								
8	1:07.052	+1.532	11:34:36.367								
(77) Kenzie McNALLY											
1	1:07.071	+1.553	11:26:53.371								
2	1:06.118	+0.600	11:27:59.489								
3	1:05.605	+0.087	11:29:05.094								
4	1:05.871	+0.353	11:30:10.965								
5	1:05.518		11:31:16.483								
6	1:06.831	+1.313	11:32:23.314								
7	1:05.931	+0.413	11:33:29.245								
8	1:07.137	+1.619	11:34:36.382								
(93) Johnston STEWART											
1	1:09.055	+2.031	11:26:55.571								
2	1:07.336	+0.312	11:28:02.907								
3	1:07.490	+0.466	11:29:10.397								
4	1:07.444	+0.420	11:30:17.841								
5	1:07.116	+0.092	11:31:24.957								
6	1:07.024		11:32:31.981								
7	1:07.191	+0.167	11:33:39.172								
8	1:07.040	+0.016	11:34:46.212								
(27) Brogan McDONALD											
1	1:08.842	+1.473	11:26:55.307								
2	1:07.491	+0.122	11:28:02.798								
3	1:07.465	+0.096	11:29:10.263								
4	1:07.369		11:30:17.632								
5	1:07.451	+0.082	11:31:25.083								
6	1:07.397	+0.028	11:32:32.480								
7	1:07.836	+0.467	11:33:40.316								
8	1:07.414	+0.045	11:34:47.730								
(193) Andie STEWART											
1	1:10.308	+2.045	11:26:56.970								
2	1:09.171	+0.908	11:28:06.141								
3	1:08.598	+0.335	11:29:14.739								
4	1:09.028	+0.765	11:30:23.767								
5	1:08.529	+0.266	11:31:32.296								
6	1:08.605	+0.342	11:32:40.901								
7	1:08.263		11:33:49.164								
8	1:08.540	+0.277	11:34:57.704								
(49) Tony CALVIN											
1	1:10.526	+1.896	11:26:57.325								
2	1:09.487	+0.857	11:28:06.812								
3	1:08.717	+0.087	11:29:15.529								
4	1:08.880	+0.250	11:30:24.409								
5	1:08.630		11:31:33.039								
6	1:09.673	+1.043	11:32:42.712								
7	1:08.893	+0.263	11:33:51.605								
8	1:08.793	+0.163	11:35:00.398								


Clerk of the Course - Steve Clayton

Orbits

Timekeepers - David Barr & Keith Mason

Results remain provisional until conclusion of technical/judicial matters

Signed:



(Chief Timekeeper)

Printed: 21/05/2022 11:39:26

Round 3, Ulster Kart Championships

Sorted on Laps

Mini Max

Nutts Corner National Circuit 0.829 miles

Heat 2

21/05/2022 11:50

Race (7:00 and 1 Laps) started at 11:36:55

Pos	No.	Name	Laps	Total Tm	Diff	Gap	Best Tm	In Lap	2nd Best	Avg Tm
1	10	Daniel KILPATRICK	9	8:56.057			58.809	7	59.017	59.561
2	22	Cole McFADDEN BIGGERSTAFF	9	9:05.821	9.764	9.764	59.760	7	59.858	1:00.606
3	21	Jamie KIDNEY	9	9:10.732	14.675	4.911	1:00.276	3	1:00.317	1:01.145
4	55	Dennis CHERRY	9	9:28.152	32.095	17.420	1:01.960	9	1:02.138	1:03.097
5	88	Lewis ARTHUR	9	9:33.012	36.955	4.860	1:01.338	9	1:01.432	1:03.625
6	30	John O'NEILL	9	9:52.158	56.101	19.146	1:04.071	8	1:04.908	1:05.723

Margin of Victory	Avg. Speed	Best Lap Tm	Best Speed	Best Lap by
9.764	50.093	58.809	50.734	10 - Daniel KILPATRICK


Clerk of the Course - Steve Clayton

Orbits

Timekeepers - David Barr & Keith Mason

Results remain provisional until conclusion of technical/judicial matters

Signed:



Chief
Timekeeper



Round 3, Ulster Kart Championships

Mini Max

Nutts Corner National Circuit 0.829 miles

Heat 2

21/05/2022 11:50

Race (7:00 and 1 Laps) started at 11:36:55

Lap	Lap Tm	Diff	Time of Day	Lap	Lap Tm	Diff	Time of Day	Lap	Lap Tm	Diff	Time of Day
(10) Daniel KILPATRICK											
1	1:01.768	+2.959	11:37:57.718								
2	1:00.020	+1.211	11:38:57.738								
3	59.389	+0.580	11:39:57.127								
4	59.475	+0.666	11:40:56.602								
5	59.017	+0.208	11:41:55.619								
6	59.042	+0.233	11:42:54.661								
7	58.809		11:43:53.470								
8	59.193	+0.384	11:44:52.663								
9	59.344	+0.535	11:45:52.007								
(22) Cole McFADDEN BIGGERSTAFF											
1	1:04.388	+4.628	11:38:00.700								
2	1:00.925	+1.165	11:39:01.625								
3	1:00.225	+0.465	11:40:01.850								
4	59.858	+0.098	11:41:01.708								
5	59.916	+0.156	11:42:01.624								
6	1:00.058	+0.298	11:43:01.682								
7	59.760		11:44:01.442								
8	1:00.329	+0.569	11:45:01.771								
9	1:00.000	+0.240	11:46:01.771								
(21) Jamie KIDNEY											
1	1:04.407	+4.131	11:38:00.779								
2	1:01.276	+1.000	11:39:02.055								
3	1:00.276		11:40:02.331								
4	1:00.843	+0.567	11:41:03.174								
5	1:00.810	+0.534	11:42:03.984								
6	1:01.457	+1.181	11:43:05.441								
7	1:00.482	+0.206	11:44:05.923								
8	1:00.317	+0.041	11:45:06.240								
9	1:00.442	+0.166	11:46:06.682								
(55) Dennis CHERRY											
1	1:06.828	+4.868	11:38:03.056								
2	1:03.477	+1.517	11:39:06.533								
3	1:03.573	+1.613	11:40:10.106								
4	1:02.598	+0.638	11:41:12.704								
5	1:02.138	+0.178	11:42:14.842								
6	1:02.687	+0.727	11:43:17.529								
7	1:02.415	+0.455	11:44:19.944								
8	1:02.198	+0.238	11:45:22.142								
9	1:01.960		11:46:24.102								
(88) Lewis ARTHUR											
1	1:15.950	+14.612	11:38:12.287								
2	1:03.423	+2.085	11:39:15.710								
3	1:02.574	+1.236	11:40:18.284								
4	1:02.479	+1.141	11:41:20.763								
5	1:02.116	+0.778	11:42:22.879								
6	1:01.796	+0.458	11:43:24.675								
7	1:01.517	+0.179	11:44:26.192								
8	1:01.432	+0.094	11:45:27.624								
9	1:01.338		11:46:28.962								
(30) John O'NEILL											
1	1:09.206	+5.135	11:38:05.802								
2	1:05.962	+1.891	11:39:11.764								
3	1:05.519	+1.448	11:40:17.283								
4	1:05.366	+1.295	11:41:22.649								
5	1:06.063	+1.992	11:42:28.712								
6	1:05.488	+1.417	11:43:34.200								
7	1:04.908	+0.837	11:44:39.108								
8	1:04.071		11:45:43.179								
9	1:04.929	+0.858	11:46:48.108								


Clerk of the Course - Steve Clayton

Orbits

Timekeepers - David Barr & Keith Mason

Results remain provisional until conclusion of technical/judicial matters

Signed:



(Chief Timekeeper)

Round 3, Ulster Kart Championships

Sorted on Laps

Bambino

Nutts Corner National Circuit 0.829 miles

Heat 1

21/05/2022 12:05

Race (5:00 and 1 Laps) started at 11:49:08

Pos	No.	Name	Laps	Total Tm	Diff	Gap	Best Tm	In Lap	2nd Best	Avg Tm
1	33	Lewis HAZLETT	5	6:56.519			1:21.393	2	1:21.730	1:22.698
2	75	Callum McVEIGH	5	7:08.239	11.720	11.720	1:23.667	5	1:23.982	1:24.962
3	36	Ethan ROBINSON	5	7:08.799	12.280	0.560	1:22.304	4	1:22.908	1:25.176
4	47	Myles PURCELL	5	7:32.361	35.842	23.562	1:28.721	3	1:28.799	1:29.719
5	24	Jessica WYLIE	5	8:06.790	1:10.271	34.429	1:34.877	3	1:36.270	1:36.528

Margin of Victory	Avg. Speed	Best Lap Tm	Best Speed	Best Lap by
11.720	35.816	1:21.393	36.657	33 - Lewis HAZLETT


Clerk of the Course - Steve Clayton

Orbits

Timekeepers - David Barr & Keith Mason

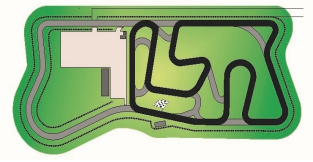
Results remain provisional until conclusion of technical/judicial matters

Signed:



Chief
Timekeeper





Round 3, Ulster Kart Championships

Bambino

Nutts Corner National Circuit 0.829 miles

Heat 1

21/05/2022 12:05

Race (5:00 and 1 Laps) started at 11:49:08

Lap	Lap Tm	Diff	Time of Day	Lap	Lap Tm	Diff	Time of Day	Lap	Lap Tm	Diff	Time of Day
(33) Lewis HAZLETT											
1	1:25.923	+4.530	11:50:37.331								
2	1:21.393		11:51:58.724								
3	1:21.730	+0.337	11:53:20.454								
4	1:22.205	+0.812	11:54:42.659								
5	1:22.240	+0.847	11:56:04.899								
(75) Callum McVEIGH											
1	1:28.475	+4.808	11:50:40.281								
2	1:24.337	+0.670	11:52:04.618								
3	1:24.352	+0.685	11:53:28.970								
4	1:23.982	+0.315	11:54:52.952								
5	1:23.667		11:56:16.619								
(36) Ethan ROBINSON											
1	1:27.496	+5.192	11:50:38.794								
2	1:23.814	+1.510	11:52:02.608								
3	1:29.359	+7.055	11:53:31.967								
4	1:22.304		11:54:54.271								
5	1:22.908	+0.604	11:56:17.179								
(47) Myles PURCELL											
1	1:32.527	+3.806	11:50:44.672								
2	1:28.799	+0.078	11:52:13.471								
3	1:28.721		11:53:42.192								
4	1:29.110	+0.389	11:55:11.302								
5	1:29.439	+0.718	11:56:40.741								
(24) Jessica WYLIE											
1	1:38.542	+3.665	11:50:51.069								
2	1:36.270	+1.393	11:52:27.339								
3	1:34.877		11:54:02.216								
4	1:36.485	+1.608	11:55:38.701								
5	1:36.469	+1.592	11:57:15.170								


Clerk of the Course - Steve Clayton

Orbits

Timekeepers - David Barr & Keith Mason

Results remain provisional until conclusion of technical/judicial matters

Signed:



(Chief Timekeeper)

Printed: 21/05/2022 11:58:10



Round 3, Ulster Kart Championships
Sorted on Laps

Senior Max/Senior 177

Nutts Corner National Circuit 0.829 miles

Heat 2

21/05/2022 12:20

Race (7:00 and 1 Laps) started at 12:03:10

Pos	No.	Name	Laps	Total Tm	Diff	Gap	Best Tm	In Lap	2nd Best	Avg Tm
Senior Max										
1	35	James GILLILAND	9	8:27.599			55.968	6	56.125	56.387
2	32	Gary BLAIR	9	8:32.355	4.756	4.756	56.380	5	56.450	56.874
3	12	Johnny CLYDE	9	8:32.970	5.371	0.615	56.431	5	56.440	56.952
4	43	Ben McFALL	9	8:33.160	5.561	0.190	56.002	5	56.023	56.988
5	20	Zak LECKEY	9	8:33.528	5.929	0.368	56.411	4	56.421	57.040
6	33	Pearse MURTAGH	9	8:38.313	10.714	4.785	56.696	6	56.712	57.548
7	36	Neville BELL	9	8:39.011	11.412	0.698	56.187	5	56.357	57.055
8	24	Jason HETHERINGTON	9	8:39.693	12.094	0.682	56.857	8	56.909	57.743
9	11	Philip MAGUIRE	9	8:52.168	24.569	12.475	57.154	4	57.229	59.103
10	26	Daniel CONLON	3	8:50.545	6 Laps	6 Laps	57.165	3	57.316	2:54.568

Not classified

DNS	22	Paul PRENTICE	1	3:33.533	DNS	2 Laps	1:08.330	1		1:08.330
-----	----	---------------	---	----------	-----	--------	----------	---	--	----------

Senior Max 177

1	69	Richard MALCOLMSON	9	8:44.512			57.254	7	57.389	58.175
2	28	Marc VASEY	9	8:45.569	1.057	1.057	57.504	7	57.556	58.303
3	21	Jamie LECKEY	9	8:48.935	4.423	3.366	57.666	3	57.697	58.635
4	133	Jonny McCARTHY	3	2:58.564	6 Laps	6 Laps	58.223	3	58.451	59.194

Announcements

Driver No. 36: 5-sec penalty C2.3.4 (incorrectly positioned front fairing)

Margin of Victory	Avg. Speed	Best Lap Tm	Best Speed	Best Lap by
4.756	52.901	55.968	53.309	35 - James GILLILAND


Clerk of the Course - Steve Clayton

Orbits

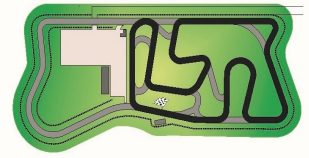
Timekeepers - David Barr & Keith Mason

Results remain provisional until conclusion of technical/judicial matters

Signed:



 Chief
Timekeeper



Round 3, Ulster Kart Championships

Senior Max/Senior 177

Nutts Corner National Circuit 0.829 miles

Heat 2

21/05/2022 12:20

Race (7:00 and 1 Laps) started at 12:03:10

Lap	Lap Tm	Diff	Time of Day
(35) James GILLILAND			
1	57.700	+1.732	12:04:08.102
2	56.298	+0.330	12:05:04.400
3	56.148	+0.180	12:06:00.548
4	56.199	+0.231	12:06:56.747
5	56.125	+0.157	12:07:52.872
6	55.968		12:08:48.840
7	56.131	+0.163	12:09:44.971
8	56.207	+0.239	12:10:41.178
9	56.707	+0.739	12:11:37.885

Lap	Lap Tm	Diff	Time of Day
(32) Gary BLAIR			
1	59.564	+3.184	12:04:10.332
2	56.638	+0.258	12:05:06.970
3	56.450	+0.070	12:06:03.420
4	56.482	+0.102	12:06:59.902
5	56.380		12:07:56.282
6	56.591	+0.211	12:08:52.873
7	56.509	+0.129	12:09:49.382
8	56.590	+0.210	12:10:45.972
9	56.669	+0.289	12:11:42.641

Lap	Lap Tm	Diff	Time of Day
(12) Johnny CLYDE			
1	59.967	+3.536	12:04:10.648
2	57.063	+0.632	12:05:07.711
3	56.451	+0.020	12:06:04.162
4	56.574	+0.143	12:07:00.736
5	56.431		12:07:57.167
6	56.440	+0.009	12:08:53.607
7	56.531	+0.100	12:09:50.138
8	56.514	+0.083	12:10:46.652
9	56.604	+0.173	12:11:43.256

Lap	Lap Tm	Diff	Time of Day
(43) Ben McFALL			
1	1:01.707	+5.705	12:04:12.259
2	57.050	+1.048	12:05:09.309
3	56.209	+0.207	12:06:05.518
4	56.587	+0.585	12:07:02.105
5	56.002		12:07:58.107
6	56.023	+0.021	12:08:54.130
7	56.333	+0.331	12:09:50.463
8	56.279	+0.277	12:10:46.742
9	56.704	+0.702	12:11:43.446

Lap	Lap Tm	Diff	Time of Day
(20) Zak LECKEY			
1	59.638	+3.227	12:04:10.087
2	56.848	+0.437	12:05:06.935
3	56.935	+0.524	12:06:03.870
4	56.411		12:07:00.281
5	56.423	+0.012	12:07:56.704
6	56.421	+0.010	12:08:53.125
7	56.662	+0.251	12:09:49.787
8	56.553	+0.142	12:10:46.340
9	57.474	+1.063	12:11:43.814

Lap	Lap Tm	Diff	Time of Day
(33) Pearse MURTAGH			
1	1:01.087	+4.391	12:04:11.746
2	57.544	+0.848	12:05:09.290
3	56.937	+0.241	12:06:06.227
4	56.779	+0.083	12:07:03.006
5	58.408	+1.712	12:08:01.414
6	56.696		12:08:58.110
7	56.712	+0.016	12:09:54.822
8	56.835	+0.139	12:10:51.657
9	56.942	+0.246	12:11:48.599

Lap	Lap Tm	Diff	Time of Day
(36) Neville BELL			
1	1:00.670	+4.483	12:04:11.466
2	56.760	+0.573	12:05:08.226
3	56.578	+0.391	12:06:04.804
4	56.357	+0.170	12:07:01.161
5	56.187		12:07:57.348
6	56.734	+0.547	12:08:54.082
7	57.226	+1.039	12:09:51.308
8	56.390	+0.203	12:10:47.698
9	56.599	+0.412	12:11:44.297

Lap	Lap Tm	Diff	Time of Day
(24) Jason HETHERINGTON			
1	59.518	+2.661	12:04:09.804
2	58.346	+1.489	12:05:08.150
3	57.189	+0.332	12:06:05.339
4	57.630	+0.773	12:07:02.969
5	59.139	+2.282	12:08:02.108
6	56.945	+0.088	12:08:59.053
7	57.160	+0.303	12:09:56.213
8	56.857		12:10:53.070
9	56.909	+0.052	12:11:49.979

Lap	Lap Tm	Diff	Time of Day
(69) Richard MALCOLMSON			
1	1:02.290	+5.036	12:04:13.510
2	57.947	+0.693	12:05:11.457
3	57.811	+0.557	12:06:09.268
4	57.986	+0.732	12:07:07.254
5	57.389	+0.135	12:08:04.643
6	57.394	+0.140	12:09:02.037
7	57.254		12:09:59.291
8	57.462	+0.208	12:10:56.753
9	58.045	+0.791	12:11:54.798

Lap	Lap Tm	Diff	Time of Day
(28) Marc VASEY			
1	1:02.017	+4.513	12:04:13.143
2	58.081	+0.577	12:05:11.224
3	57.804	+0.300	12:06:09.028
4	58.196	+0.692	12:07:07.224
5	58.008	+0.504	12:08:05.232
6	57.668	+0.164	12:09:02.900
7	57.504		12:10:00.404
8	57.556	+0.052	12:10:57.960
9	57.895	+0.391	12:11:55.855

Lap	Lap Tm	Diff	Time of Day
(21) Jamie LECKEY			
1	1:01.932	+4.266	12:04:13.437
2	59.046	+1.380	12:05:12.483
3	57.666		12:06:10.149
4	57.993	+0.327	12:07:08.142
5	58.136	+0.470	12:08:06.278
6	57.697	+0.031	12:09:03.975
7	58.107	+0.441	12:10:02.082
8	58.443	+0.777	12:11:00.525
9	58.696	+1.030	12:11:59.221

Lap	Lap Tm	Diff	Time of Day
(11) Philip MAGUIRE			
1	1:00.854	+3.700	12:04:11.376
2	1:09.244	+12.090	12:05:20.620
3	57.374	+0.220	12:06:17.994
4	57.154		12:07:15.148
5	57.469	+0.315	12:08:12.617
6	57.580	+0.426	12:09:10.197
7	57.229	+0.075	12:10:07.426
8	57.591	+0.437	12:11:05.017
9	57.437	+0.283	12:12:02.454

Clerk of the Course - Steve Clayton

Orbits

Timekeepers - David Barr & Keith Mason

Results remain provisional until conclusion of technical/judicial matters

Signed:  (Chief Timekeeper)

Round 3, Ulster Kart Championships
Sorted on Laps

Honda Cadet

Nutts Corner National Circuit 0.829 miles

Heat 3

21/05/2022 12:50

Race (7:00 and 1 Laps) started at 12:16:18

Pos	No.	Name	Laps	Total Tm	Diff	Gap	Best Tm	In Lap	2nd Best	Avg Tm
1	18	Archie CONDY	8	8:54.734			1:06.405	6	1:06.408	1:06.841
2	17	Charlie CONDY	8	8:59.680	4.946	4.946	1:06.191	5	1:06.467	1:07.426
3	60	Joel MURPHY	8	8:59.696	4.962	0.016	1:06.833	5	1:06.987	1:07.444
4	36	Declan NOBLE	8	9:04.724	9.990	5.028	1:07.424	4	1:07.505	1:08.063
5	32	Harry McDOWELL	8	9:13.314	18.580	8.590	1:07.697	3	1:08.412	1:09.096
6	54	Max COLBERT	8	9:13.316	18.582	0.002	1:07.848	3	1:08.099	1:09.069
7	19	Conan WARNOCK	8	9:13.404	18.670	0.088	1:08.345	3	1:08.573	1:09.103
8	46	Evan PURCELL	8	9:13.506	18.772	0.102	1:07.597	6	1:07.854	1:09.073
9	99	Travis BAILIE	8	9:14.283	19.549	0.777	1:08.022	5	1:08.058	1:09.192
10	35	Harry MONTGOMERY	8	9:15.990	21.256	1.707	1:07.999	6	1:08.035	1:09.495
11	11	Ryan ARTHUR	8	9:15.991	21.257	0.001	1:07.798	6	1:08.019	1:09.454
12	25	Joshua WYLIE	8	9:17.693	22.959	1.702	1:08.589	6	1:08.750	1:09.695

Margin of Victory	Avg. Speed	Best Lap Tm	Best Speed	Best Lap by
4.946	44.637	1:06.191	45.076	17 - Charlie CONDY


Clerk of the Course - Steve Clayton

Orbits

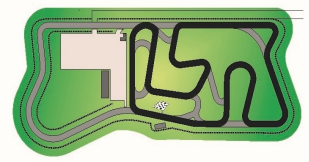
Timekeepers - David Barr & Keith Mason

Results remain provisional until conclusion of technical/judicial matters

Signed:



 Chief
Timekeeper



Round 3, Ulster Kart Championships

Honda Cadet

Nutts Corner National Circuit 0.829 miles

Heat 3

21/05/2022 12:50

Race (7:00 and 1 Laps) started at 12:16:18

Lap	Lap Tm	Diff	Time of Day
(18) Archie CONDY			
1	1:08.566	+2.161	12:17:27.447
2	1:07.210	+0.805	12:18:34.657
3	1:06.460	+0.055	12:19:41.117
4	1:06.631	+0.226	12:20:47.748
5	1:06.522	+0.117	12:21:54.270
6	1:06.405		12:23:00.675
7	1:06.408	+0.003	12:24:07.083
8	1:06.532	+0.127	12:25:13.615
(17) Charlie CONDY			
1	1:11.411	+5.220	12:17:30.563
2	1:06.798	+0.607	12:18:37.361
3	1:06.492	+0.301	12:19:43.853
4	1:06.467	+0.276	12:20:50.320
5	1:06.191		12:21:56.511
6	1:07.680	+1.489	12:23:04.191
7	1:06.941	+0.750	12:24:11.132
8	1:07.429	+1.238	12:25:18.561
(60) Joel MURPHY			
1	1:09.305	+2.472	12:17:28.328
2	1:07.127	+0.294	12:18:35.455
3	1:07.208	+0.375	12:19:42.663
4	1:07.044	+0.211	12:20:49.707
5	1:06.833		12:21:56.540
6	1:07.641	+0.808	12:23:04.181
7	1:06.987	+0.154	12:24:11.168
8	1:07.409	+0.576	12:25:18.577
(36) Declan NOBLE			
1	1:11.280	+3.856	12:17:30.381
2	1:07.536	+0.112	12:18:37.917
3	1:07.505	+0.081	12:19:45.422
4	1:07.424		12:20:52.846
5	1:07.652	+0.228	12:22:00.498
6	1:07.673	+0.249	12:23:08.171
7	1:07.666	+0.242	12:24:15.837
8	1:07.768	+0.344	12:25:23.605
(32) Harry McDOWELL			
1	1:11.622	+3.925	12:17:31.042
2	1:09.216	+1.519	12:18:40.258
3	1:07.697		12:19:47.955
4	1:08.858	+1.161	12:20:56.813
5	1:09.151	+1.454	12:22:05.964
6	1:08.599	+0.902	12:23:14.563
7	1:08.412	+0.715	12:24:22.975
8	1:09.220	+1.523	12:25:32.195
(54) Max COLBERT			
1	1:11.784	+3.936	12:17:31.423
2	1:09.629	+1.781	12:18:41.052
3	1:07.848		12:19:48.900
4	1:08.099	+0.251	12:20:56.999
5	1:08.893	+1.045	12:22:05.892
6	1:08.757	+0.909	12:23:14.649
7	1:08.576	+0.728	12:24:23.225
8	1:08.972	+1.124	12:25:32.197
(19) Conan WARNOCK			
1	1:11.485	+3.140	12:17:30.941
2	1:08.678	+0.333	12:18:39.619
3	1:08.345		12:19:47.964
4	1:08.933	+0.588	12:20:56.897

Lap	Lap Tm	Diff	Time of Day
5	1:09.344	+0.999	12:22:06.241
6	1:08.596	+0.251	12:23:14.837
7	1:08.573	+0.228	12:24:23.410
8	1:08.875	+0.530	12:25:32.285
(46) Evan PURCELL			
1	1:12.411	+4.814	12:17:32.213
2	1:09.321	+1.724	12:18:41.534
3	1:09.488	+1.891	12:19:51.022
4	1:08.480	+0.883	12:20:59.502
5	1:07.854	+0.257	12:22:07.356
6	1:07.597		12:23:14.953
7	1:08.605	+1.008	12:24:23.558
8	1:08.829	+1.232	12:25:32.387
(99) Travis BAILIE			
1	1:12.452	+4.430	12:17:32.073
2	1:09.903	+1.881	12:18:41.976
3	1:09.006	+0.984	12:19:50.982
4	1:09.357	+1.335	12:21:00.339
5	1:08.022		12:22:08.361
6	1:08.224	+0.202	12:23:16.585
7	1:08.058	+0.036	12:24:24.643
8	1:08.521	+0.499	12:25:33.164
(35) Harry MONTGOMERY			
1	1:11.731	+3.732	12:17:30.638
2	1:11.563	+3.564	12:18:42.201
3	1:08.938	+0.939	12:19:51.139
4	1:09.309	+1.310	12:21:00.448
5	1:08.320	+0.321	12:22:08.768
6	1:07.999		12:23:16.767
7	1:08.035	+0.036	12:24:24.802
8	1:10.069	+2.070	12:25:34.871
(11) Ryan ARTHUR			
1	1:13.183	+5.385	12:17:32.420
2	1:10.051	+2.253	12:18:42.471
3	1:08.902	+1.104	12:19:51.373
4	1:09.256	+1.458	12:21:00.629
5	1:08.632	+0.834	12:22:09.261
6	1:07.798		12:23:17.059
7	1:08.019	+0.221	12:24:25.078
8	1:09.794	+1.996	12:25:34.872
(25) Joshua WYLIE			
1	1:11.876	+3.287	12:17:30.889
2	1:10.592	+2.003	12:18:41.481
3	1:09.454	+0.865	12:19:50.935
4	1:09.806	+1.217	12:21:00.741
5	1:08.750	+0.161	12:22:09.491
6	1:08.589		12:23:18.080
7	1:08.817	+0.228	12:24:26.897
8	1:09.677	+1.088	12:25:36.574

Clerk of the Course - Steve Clayton

Orbits

Timekeepers - David Barr & Keith Mason

Results remain provisional until conclusion of technical/judicial matters

Signed:  (Chief Timekeeper)

Round 3, Ulster Kart Championships
Sorted on Laps

Junior Max

Nutts Corner National Circuit 0.829 miles

Heat 3

21/05/2022 13:05

Race (7:00 and 1 Laps) started at 12:28:02

Pos	No.	Name	Laps	Total Tm	Diff	Gap	Best Tm	In Lap	2nd Best	Avg Tm
1	36	Joe GARDINER	9	8:40.023			57.267	3	57.348	57.780
2	34	Peter GILLILAND	9	8:40.642	0.619	0.619	57.176	3	57.234	57.818
3	33	Joseph McMAHON	9	8:40.851	0.828	0.209	57.177	6	57.234	57.842
4	48	Finlay BROWN	9	8:41.329	1.306	0.478	57.021	7	57.216	57.918
5	46	Bobby Joe McFALL	9	8:46.843	6.820	5.514	57.697	6	57.783	58.494
6	20	Jack MURTAGH	9	8:48.221	8.198	1.378	57.311	7	57.323	58.677
7	19	Adam McGIVERN	9	9:05.437	25.414	17.216	59.582	8	59.594	1:00.533
8	72	Gavin DEWART	7	6:54.308	2 Laps	2 Laps	57.539	2	57.539	59.162
9	14	Carter KELLY	4	3:55.121	5 Laps	3 Laps	57.650	4	57.710	58.720

Margin of Victory	Avg. Speed	Best Lap Tm	Best Speed	Best Lap by
0.619	51.637	57.021	52.325	48 - Finlay BROWN


Clerk of the Course - Steve Clayton

Orbits

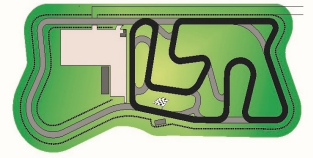
Timekeepers - David Barr & Keith Mason

Results remain provisional until conclusion of technical/judicial matters

Signed:



 Chief
 Timekeeper



Round 3, Ulster Kart Championships

Junior Max

Nutts Corner National Circuit 0.829 miles

Heat 3

21/05/2022 13:05

Race (7:00 and 1 Laps) started at 12:28:02

Lap	Lap Tm	Diff	Time of Day
(36) Joe GARDINER			
1	1:00.136	+2.869	12:29:02.470
2	57.397	+0.130	12:29:59.867
3	57.267		12:30:57.134
4	57.348	+0.081	12:31:54.482
5	57.465	+0.198	12:32:51.947
6	57.727	+0.460	12:33:49.674
7	57.855	+0.588	12:34:47.529
8	57.387	+0.120	12:35:44.916
9	57.441	+0.174	12:36:42.357

Lap	Lap Tm	Diff	Time of Day
(34) Peter GILLILAND			
1	1:01.021	+3.845	12:29:03.634
2	58.205	+1.029	12:30:01.839
3	57.176		12:30:59.015
4	57.473	+0.297	12:31:56.488
5	57.261	+0.085	12:32:53.749
6	57.342	+0.166	12:33:51.091
7	57.262	+0.086	12:34:48.353
8	57.234	+0.058	12:35:45.587
9	57.389	+0.213	12:36:42.976

Lap	Lap Tm	Diff	Time of Day
(33) Joseph McMAHON			
1	1:00.793	+3.616	12:29:03.398
2	57.973	+0.796	12:30:01.371
3	57.342	+0.165	12:30:58.713
4	58.142	+0.965	12:31:56.855
5	57.234	+0.057	12:32:54.089
6	57.177		12:33:51.266
7	57.256	+0.079	12:34:48.522
8	57.238	+0.061	12:35:45.760
9	57.425	+0.248	12:36:43.185

Lap	Lap Tm	Diff	Time of Day
(48) Finlay BROWN			
1	1:00.350	+3.329	12:29:02.751
2	57.810	+0.789	12:30:00.561
3	57.873	+0.852	12:30:58.434
4	58.960	+1.939	12:31:57.394
5	57.551	+0.530	12:32:54.945
6	57.231	+0.210	12:33:52.176
7	57.021		12:34:49.197
8	57.216	+0.195	12:35:46.413
9	57.250	+0.229	12:36:43.663

Lap	Lap Tm	Diff	Time of Day
(46) Bobby Joe McFALL			
1	1:00.457	+2.760	12:29:03.184
2	58.615	+0.918	12:30:01.799
3	57.783	+0.086	12:30:59.582
4	58.327	+0.630	12:31:57.909
5	57.990	+0.293	12:32:55.899
6	57.697		12:33:53.596
7	58.397	+0.700	12:34:51.993
8	58.680	+0.983	12:35:50.673
9	58.504	+0.807	12:36:49.177

Lap	Lap Tm	Diff	Time of Day
(20) Jack MURTAGH			
1	1:00.437	+3.126	12:29:02.894
2	57.483	+0.172	12:30:00.377
3	58.830	+1.519	12:30:59.207
4	57.971	+0.660	12:31:57.178
5	1:03.696	+6.385	12:33:00.874
6	57.323	+0.012	12:33:58.197
7	57.311		12:34:55.508
8	57.507	+0.196	12:35:53.015
9	57.540	+0.229	12:36:50.555

Lap	Lap Tm	Diff	Time of Day
(19) Adam McGIVERN			
1	1:02.591	+3.009	12:29:05.561
2	1:00.137	+0.555	12:30:05.698
3	59.644	+0.062	12:31:05.342
4	1:00.354	+0.772	12:32:05.696
5	59.594	+0.012	12:33:05.290
6	1:02.418	+2.836	12:34:07.708
7	1:00.790	+1.208	12:35:08.498
8	59.582		12:36:08.080
9	59.691	+0.109	12:37:07.771

Lap	Lap Tm	Diff	Time of Day
(72) Gavin DEWART			
1	1:00.149	+2.610	12:29:02.653
2	57.539		12:30:00.192
3	58.318	+0.779	12:30:58.510
4	58.529	+0.990	12:31:57.039
5	1:04.387	+6.848	12:33:01.426
6	57.677	+0.138	12:33:59.103
7	57.539		12:34:56.642

Lap	Lap Tm	Diff	Time of Day
(14) Carter KELLY			
1	1:01.341	+3.691	12:29:03.914
2	58.181	+0.531	12:30:02.095
3	57.710	+0.060	12:30:59.805
4	57.650		12:31:57.455


Clerk of the Course - Steve Clayton

Orbits

Timekeepers - David Barr & Keith Mason

Results remain provisional until conclusion of technical/judicial matters

Signed:



(Chief Timekeeper)

Printed: 21/05/2022 13:41:38



Round 3, Ulster Kart Championships

Sorted on Laps

Iame Cadet

Nutts Corner National Circuit 0.829 miles

Heat 3

21/05/2022 13:20

Race (7:00 and 1 Laps) started at 12:43:57

Pos	No.	Name	Laps	Total Tm	Diff	Gap	Best Tm	In Lap	2nd Best	Avg Tm
1	31	Jason PARK	8	8:47.539			1:05.133	3	1:05.250	1:05.931
2	77	Kenzie McNALLY	8	8:47.624	0.085	0.085	1:05.128	3	1:05.249	1:05.950
3	27	Brogan McDONALD	8	8:57.366	9.827	9.742	1:06.588	2	1:06.760	1:07.170
4	193	Andie STEWART	8	9:01.216	13.677	3.850	1:06.969	3	1:07.176	1:07.649
5	93	Johnston STEWART	8	9:01.799	14.260	0.583	1:07.039	4	1:07.207	1:07.695
6	49	Tony CALVIN	8	9:14.445	26.906	12.646	1:08.799	4	1:08.838	1:09.257

Margin of Victory	Avg. Speed	Best Lap Tm	Best Speed	Best Lap by
0.085	45.246	1:05.128	45.811	77 - Kenzie McNALLY

Clerk of the Course - Steve Clayton

Orbits

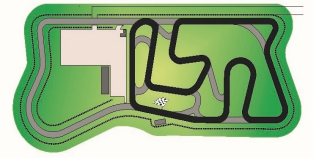
Timekeepers - David Barr & Keith Mason

Results remain provisional until conclusion of technical/judicial matters

Signed: 

Chief
Timekeeper





Round 3, Ulster Kart Championships

1ame Cadet

Nutts Corner National Circuit 0.829 miles

Heat 3

21/05/2022 13:20

Race (7:00 and 1 Laps) started at 12:43:57

Lap	Lap Tm	Diff	Time of Day
(31) Jason PARK			
1	1:07.093	+1.960	12:45:05.151
2	1:05.388	+0.255	12:46:10.539
3	1:05.133		12:47:15.672
4	1:05.621	+0.488	12:48:21.293
5	1:05.318	+0.185	12:49:26.611
6	1:05.250	+0.117	12:50:31.861
7	1:06.944	+1.811	12:51:38.805
8	1:06.704	+1.571	12:52:45.509

Lap	Lap Tm	Diff	Time of Day
(77) Kenzie McNALLY			
1	1:07.102	+1.974	12:45:05.090
2	1:05.389	+0.261	12:46:10.479
3	1:05.128		12:47:15.607
4	1:05.626	+0.498	12:48:21.233
5	1:05.316	+0.188	12:49:26.549
6	1:05.249	+0.121	12:50:31.798
7	1:06.885	+1.757	12:51:38.683
8	1:06.911	+1.783	12:52:45.594

Lap	Lap Tm	Diff	Time of Day
(27) Brogan McDONALD			
1	1:07.993	+1.405	12:45:05.963
2	1:06.588		12:46:12.551
3	1:07.294	+0.706	12:47:19.845
4	1:06.760	+0.172	12:48:26.605
5	1:06.771	+0.183	12:49:33.376
6	1:07.488	+0.900	12:50:40.864
7	1:07.321	+0.733	12:51:48.185
8	1:07.151	+0.563	12:52:55.336

Lap	Lap Tm	Diff	Time of Day
(193) Andie STEWART			
1	1:09.602	+2.633	12:45:07.595
2	1:07.446	+0.477	12:46:15.041
3	1:06.969		12:47:22.010
4	1:07.176	+0.207	12:48:29.186
5	1:07.342	+0.373	12:49:36.528
6	1:07.321	+0.352	12:50:43.849
7	1:07.312	+0.343	12:51:51.161
8	1:08.025	+1.056	12:52:59.186

Lap	Lap Tm	Diff	Time of Day
(93) Johnston STEWART			
1	1:09.576	+2.537	12:45:07.783
2	1:07.393	+0.354	12:46:15.176
3	1:07.207	+0.168	12:47:22.383
4	1:07.039		12:48:29.422
5	1:07.417	+0.378	12:49:36.839
6	1:07.359	+0.320	12:50:44.198
7	1:07.369	+0.330	12:51:51.567
8	1:08.202	+1.163	12:52:59.769

Lap	Lap Tm	Diff	Time of Day
(49) Tony CALVIN			
1	1:09.915	+1.116	12:45:08.270
2	1:08.993	+0.194	12:46:17.263
3	1:08.838	+0.039	12:47:26.101
4	1:08.799		12:48:34.900
5	1:08.971	+0.172	12:49:43.871
6	1:09.155	+0.356	12:50:53.026
7	1:09.683	+0.884	12:52:02.709
8	1:09.706	+0.907	12:53:12.415


Clerk of the Course - Steve Clayton

Orbits

Timekeepers - David Barr & Keith Mason

Results remain provisional until conclusion of technical/judicial matters

Signed:



(Chief Timekeeper)

Printed: 21/05/2022 12:55:00



Round 3, Ulster Kart Championships

Sorted on Laps

Mini Max

Nutts Corner National Circuit 0.829 miles

Heat 3

21/05/2022 13:35

Race (7:00 and 1 Laps) started at 12:55:23

Pos	No.	Name	Laps	Total Tm	Diff	Gap	Best Tm	In Lap	2nd Best	Avg Tm
1	10	Daniel KILPATRICK	9	8:56.700			58.812	6	59.034	59.595
2	22	Cole McFADDEN BIGGERSTAFF	9	8:59.653	2.953	2.953	59.281	9	59.435	59.961
3	21	Jamie KIDNEY	9	9:07.732	11.032	8.079	1:00.274	6	1:00.501	1:00.836
4	88	Lewis ARTHUR	9	9:13.717	17.017	5.985	1:00.604	5	1:00.786	1:01.505
5	55	Dennis CHERRY	9	9:26.846	30.146	13.129	1:02.087	8	1:02.212	1:02.950
6	30	John O'NEILL	9	9:42.023	45.323	15.177	1:02.945	9	1:03.309	1:04.619

Margin of Victory	Avg. Speed	Best Lap Tm	Best Speed	Best Lap by
2.953	50.033	58.812	50.731	10 - Daniel KILPATRICK


Clerk of the Course - Steve Clayton

Orbits

Timekeepers - David Barr & Keith Mason

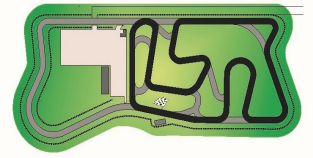
Results remain provisional until conclusion of technical/judicial matters

Signed:



Chief
Timekeeper





Round 3, Ulster Kart Championships

Mini Max

Nutts Corner National Circuit 0.829 miles

Heat 3

21/05/2022 13:35

Race (7:00 and 1 Laps) started at 12:55:23

Lap	Lap Tm	Diff	Time of Day	Lap	Lap Tm	Diff	Time of Day	Lap	Lap Tm	Diff	Time of Day
(10) Daniel KILPATRICK											
1	1:02.296	+3.484	12:56:26.067								
2	59.940	+1.128	12:57:26.007								
3	59.292	+0.480	12:58:25.299								
4	59.034	+0.222	12:59:24.333								
5	59.098	+0.286	13:00:23.431								
6	58.812		13:01:22.243								
7	59.307	+0.495	13:02:21.550								
8	59.370	+0.558	13:03:20.920								
9	59.208	+0.396	13:04:20.128								
(22) Cole McFADDEN BIGGERSTAFF											
1	1:02.336	+3.055	12:56:25.764								
2	1:00.373	+1.092	12:57:26.137								
3	59.921	+0.640	12:58:26.058								
4	59.685	+0.404	12:59:25.743								
5	59.521	+0.240	13:00:25.264								
6	59.435	+0.154	13:01:24.699								
7	59.525	+0.244	13:02:24.224								
8	59.576	+0.295	13:03:23.800								
9	59.281		13:04:23.081								
(21) Jamie KIDNEY											
1	1:02.406	+2.132	12:56:26.035								
2	1:00.841	+0.567	12:57:26.876								
3	1:00.621	+0.347	12:58:27.497								
4	1:00.621	+0.347	12:59:28.118								
5	1:00.501	+0.227	13:00:28.619								
6	1:00.274		13:01:28.893								
7	1:00.901	+0.627	13:02:29.794								
8	1:00.693	+0.419	13:03:30.487								
9	1:00.673	+0.399	13:04:31.160								
(88) Lewis ARTHUR											
1	1:03.775	+3.171	12:56:27.370								
2	1:01.994	+1.390	12:57:29.364								
3	1:01.876	+1.272	12:58:31.240								
4	1:01.455	+0.851	12:59:32.695								
5	1:00.604		13:00:33.299								
6	1:01.063	+0.459	13:01:34.362								
7	1:00.786	+0.182	13:02:35.148								
8	1:00.987	+0.383	13:03:36.135								
9	1:01.010	+0.406	13:04:37.145								
(55) Dennis CHERRY											
1	1:06.158	+4.071	12:56:29.879								
2	1:04.010	+1.923	12:57:33.889								
3	1:02.493	+0.406	12:58:36.382								
4	1:02.441	+0.354	12:59:38.823								
5	1:02.368	+0.281	13:00:41.191								
6	1:02.557	+0.470	13:01:43.748								
7	1:02.227	+0.140	13:02:45.975								
8	1:02.087		13:03:48.062								
9	1:02.212	+0.125	13:04:50.274								
(30) John O'NEILL											
1	1:05.853	+2.908	12:56:29.728								
2	1:10.017	+7.072	12:57:39.745								
3	1:04.453	+1.508	12:58:44.198								
4	1:04.179	+1.234	12:59:48.377								
5	1:03.615	+0.670	13:00:51.992								
6	1:03.537	+0.592	13:01:55.529								
7	1:03.668	+0.723	13:02:59.197								
8	1:03.309	+0.364	13:04:02.506								
9	1:02.945		13:05:05.451								

Clerk of the Course - Steve Clayton

Orbits

Timekeepers - David Barr & Keith Mason

Results remain provisional until conclusion of technical/judicial matters

Signed:  (Chief Timekeeper)

Printed: 21/05/2022 13:13:23



Round 3, Ulster Kart Championships

Sorted on Laps

Bambino

Nutts Corner National Circuit 0.829 miles

Heat 2

21/05/2022 13:50

Race (5:00 and 1 Laps) started at 13:11:47

Pos	No.	Name	Laps	Total Tm	Diff	Gap	Best Tm	In Lap	2nd Best	Avg Tm
1	36	Ethan ROBINSON	5	6:59.475			1:21.748	3	1:22.053	1:23.435
2	33	Lewis HAZLETT	5	6:59.541	0.066	0.066	1:21.986	2	1:22.247	1:23.417
3	75	Callum McVEIGH	5	7:10.643	11.168	11.102	1:24.157	4	1:24.191	1:25.567
4	47	Myles PURCELL	5	7:32.486	33.011	21.843	1:28.653	4	1:29.043	1:29.908
5	24	Jessica WYLIE	5	8:02.888	1:03.413	30.402	1:34.721	2	1:34.812	1:35.803

Margin of Victory	Avg. Speed	Best Lap Tm	Best Speed	Best Lap by
0.066	35.564	1:21.748	36.498	36 - Ethan ROBINSON


Clerk of the Course - Steve Clayton

Orbits

Timekeepers - David Barr & Keith Mason

Results remain provisional until conclusion of technical/judicial matters

Signed:



Chief
Timekeeper



Round 3, Ulster Kart Championships

Bambino

Nutts Corner National Circuit 0.829 miles

Heat 2

21/05/2022 13:50

Race (5:00 and 1 Laps) started at 13:11:47

Lap	Lap Tm	Diff	Time of Day	Lap	Lap Tm	Diff	Time of Day	Lap	Lap Tm	Diff	Time of Day
(36) Ethan ROBINSON											
1	1:27.410	+5.662	13:13:17.248								
2	1:22.672	+0.924	13:14:39.920								
3	1:21.748		13:16:01.668								
4	1:22.053	+0.305	13:17:23.721								
5	1:23.293	+1.545	13:18:47.014								
(33) Lewis HAZLETT											
1	1:27.238	+5.252	13:13:17.231								
2	1:21.986		13:14:39.217								
3	1:22.521	+0.535	13:16:01.738								
4	1:22.247	+0.261	13:17:23.985								
5	1:23.095	+1.109	13:18:47.080								
(75) Callum McVEIGH											
1	1:31.027	+6.870	13:13:21.370								
2	1:24.191	+0.034	13:14:45.561								
3	1:24.211	+0.054	13:16:09.772								
4	1:24.157		13:17:33.929								
5	1:24.253	+0.096	13:18:58.182								
(47) Myles PURCELL											
1	1:32.950	+4.297	13:13:23.433								
2	1:29.307	+0.654	13:14:52.740								
3	1:29.043	+0.390	13:16:21.783								
4	1:28.653		13:17:50.436								
5	1:29.589	+0.936	13:19:20.025								
(24) Jessica WYLIE											
1	1:38.645	+3.924	13:13:30.057								
2	1:34.721		13:15:04.778								
3	1:35.106	+0.385	13:16:39.884								
4	1:34.812	+0.091	13:18:14.696								
5	1:35.731	+1.010	13:19:50.427								


Clerk of the Course - Steve Clayton

Orbits

Timekeepers - David Barr & Keith Mason

Results remain provisional until conclusion of technical/judicial matters

Signed:



(Chief Timekeeper)

Printed: 21/05/2022 13:22:30

Round 3, Ulster Kart Championships
Sorted on Laps

Senior Max/Senior 177

Nutts Corner National Circuit 0.829 miles

Heat 3

21/05/2022 14:05

Race (7:00 and 1 Laps) started at 13:21:54

Pos	No.	Name	Laps	Total Tm	Diff	Gap	Best Tm	In Lap	2nd Best	Avg Tm
Senior Max										
1	32	Gary BLAIR	9	8:28.155			56.075	3	56.119	56.449
2	36	Neville BELL	9	8:28.494	0.339	0.339	56.045	4	56.141	56.499
3	26	Daniel CONLON	9	8:31.377	3.222	2.883	56.114	4	56.319	56.763
4	35	James GILLILAND	9	8:31.580	3.425	0.203	56.037	4	56.141	56.776
5	43	Ben McFALL	9	8:31.725	3.570	0.145	56.200	5	56.210	56.784
6	12	Johnny CLYDE	9	8:34.509	6.354	2.784	56.336	4	56.765	57.156
7	33	Pearse MURTAGH	9	8:35.402	7.247	0.893	56.354	3	56.444	57.245
8	20	Zak LECKEY	9	8:36.472	8.317	1.070	56.800	5	56.873	57.344
9	22	Paul PRENTICE	9	8:37.712	9.557	1.240	57.064	4	57.072	57.488
10	24	Jason HETHERINGTON	9	8:37.803	9.648	0.091	56.935	6	56.996	57.484
11	11	Philip MAGUIRE	9	8:41.955	13.800	4.152	57.196	3	57.404	57.931
Senior Max 177										
1	28	Marc VASEY	9	8:49.806			57.618	3	58.098	58.315
2	69	Richard MALCOLMSON	9	8:49.812	0.006	0.006	57.593	3	58.025	58.288
3	133	Jonny McCARTHY	9	8:51.182	1.376	1.370	58.034	4	58.106	58.472
Not classified										
DNS	21	Jamie LECKEY				DNS		0		

Margin of Victory	Avg. Speed	Best Lap Tm	Best Speed	Best Lap by
0.339	52.843	56.037	53.244	35 - James GILLILAND


Clerk of the Course - Steve Clayton

Orbits

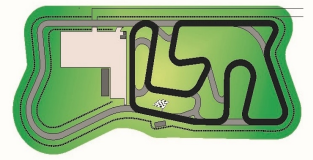
Timekeepers - David Barr & Keith Mason

Results remain provisional until conclusion of technical/judicial matters

Signed:



 Chief
Timekeeper



Round 3, Ulster Kart Championships

Senior Max/Senior 177

Nutts Corner National Circuit 0.829 miles

Heat 3

21/05/2022 14:05

Race (7:00 and 1 Laps) started at 13:21:54

Lap	Lap Tm	Diff	Time of Day
(32) Gary BLAIR			
1	57.758	+1.683	13:22:51.936
2	56.241	+0.166	13:23:48.177
3	56.075		13:24:44.252
4	56.119	+0.044	13:25:40.371
5	56.170	+0.095	13:26:36.541
6	56.356	+0.281	13:27:32.897
7	56.259	+0.184	13:28:29.156
8	56.361	+0.286	13:29:25.517
9	56.704	+0.629	13:30:22.221

Lap	Lap Tm	Diff	Time of Day
(36) Neville BELL			
1	58.049	+2.004	13:22:52.115
2	56.353	+0.308	13:23:48.468
3	56.141	+0.096	13:24:44.609
4	56.045		13:25:40.654
5	56.284	+0.239	13:26:36.938
6	56.294	+0.249	13:27:33.232
7	56.299	+0.254	13:28:29.531
8	56.460	+0.415	13:29:25.991
9	56.569	+0.524	13:30:22.560

Lap	Lap Tm	Diff	Time of Day
(26) Daniel CONLON			
1	58.725	+2.611	13:22:53.300
2	56.578	+0.464	13:23:49.878
3	56.319	+0.205	13:24:46.197
4	56.114		13:25:42.311
5	56.426	+0.312	13:26:38.737
6	56.442	+0.328	13:27:35.179
7	56.671	+0.557	13:28:31.850
8	56.909	+0.795	13:29:28.759
9	56.684	+0.570	13:30:25.443

Lap	Lap Tm	Diff	Time of Day
(35) James GILLILAND			
1	58.783	+2.746	13:22:53.443
2	56.554	+0.517	13:23:49.997
3	56.364	+0.327	13:24:46.361
4	56.037		13:25:42.398
5	56.824	+0.787	13:26:39.222
6	56.141	+0.104	13:27:35.363
7	56.715	+0.678	13:28:32.078
8	56.749	+0.712	13:29:28.827
9	56.819	+0.782	13:30:25.646

Lap	Lap Tm	Diff	Time of Day
(43) Ben McFALL			
1	58.905	+2.705	13:22:53.636
2	57.054	+0.854	13:23:50.690
3	56.446	+0.246	13:24:47.136
4	56.246	+0.046	13:25:43.382
5	56.200		13:26:39.582
6	56.210	+0.010	13:27:35.792
7	56.350	+0.150	13:28:32.142
8	56.812	+0.612	13:29:28.954
9	56.837	+0.637	13:30:25.791

Lap	Lap Tm	Diff	Time of Day
(12) Johnny CLYDE			
1	58.587	+2.251	13:22:52.754
2	56.765	+0.429	13:23:49.519
3	57.399	+1.063	13:24:46.918
4	56.336		13:25:43.254
5	56.977	+0.641	13:26:40.231
6	56.921	+0.585	13:27:37.152
7	56.818	+0.482	13:28:33.970
8	57.363	+1.027	13:29:31.333
9	57.242	+0.906	13:30:28.575

Lap	Lap Tm	Diff	Time of Day
(33) Pearse MURTAGH			
1	58.235	+1.881	13:22:52.497
2	56.489	+0.135	13:23:48.986
3	56.354		13:24:45.340
4	56.640	+0.286	13:25:41.980
5	56.444	+0.090	13:26:38.424
6	56.558	+0.204	13:27:34.982
7	56.728	+0.374	13:28:31.710
8	1:00.589	+4.235	13:29:32.299
9	57.169	+0.815	13:30:29.468

Lap	Lap Tm	Diff	Time of Day
(20) Zak LECKEY			
1	59.686	+2.886	13:22:54.123
2	57.190	+0.390	13:23:51.313
3	56.937	+0.137	13:24:48.250
4	57.625	+0.825	13:25:45.875
5	56.800		13:26:42.675
6	56.873	+0.073	13:27:39.548
7	57.003	+0.203	13:28:36.551
8	56.971	+0.171	13:29:33.522
9	57.016	+0.216	13:30:30.538

Lap	Lap Tm	Diff	Time of Day
(22) Paul PRENTICE			
1	58.766	+1.702	13:22:53.144
2	57.499	+0.435	13:23:50.643
3	57.418	+0.354	13:24:48.061
4	57.064		13:25:45.125
5	57.072	+0.008	13:26:42.197
6	57.200	+0.136	13:27:39.397
7	57.634	+0.570	13:28:37.031
8	57.292	+0.228	13:29:34.323
9	57.455	+0.391	13:30:31.778

Lap	Lap Tm	Diff	Time of Day
(24) Jason HETHERINGTON			
1	58.721	+1.786	13:22:53.226
2	57.910	+0.975	13:23:51.136
3	56.996	+0.061	13:24:48.132
4	57.599	+0.664	13:25:45.731
5	57.088	+0.153	13:26:42.819
6	56.935		13:27:39.754
7	57.354	+0.419	13:28:37.108
8	57.484	+0.549	13:29:34.592
9	57.277	+0.342	13:30:31.869

Lap	Lap Tm	Diff	Time of Day
(11) Philip MAGUIRE			
1	1:00.392	+3.196	13:22:55.030
2	57.718	+0.522	13:23:52.748
3	57.196		13:24:49.944
4	57.591	+0.395	13:25:47.535
5	57.404	+0.208	13:26:44.939
6	57.519	+0.323	13:27:42.458
7	57.421	+0.225	13:28:39.879
8	57.830	+0.634	13:29:37.709
9	58.312	+1.116	13:30:36.021

Lap	Lap Tm	Diff	Time of Day
(28) Marc VASEY			
1	59.429	+1.811	13:22:58.464
2	58.389	+0.771	13:23:56.853
3	57.618		13:24:54.471
4	58.098	+0.480	13:25:52.569
5	58.273	+0.655	13:26:50.842
6	58.205	+0.587	13:27:49.047
7	58.295	+0.677	13:28:47.342
8	58.259	+0.641	13:29:45.601
9	58.271	+0.653	13:30:43.872

Clerk of the Course - Steve Clayton

Orbits

Timekeepers - David Barr & Keith Mason

Results remain provisional until conclusion of technical/judicial matters

Signed:  (Chief Timekeeper)

Round 3, Ulster Kart Championships
Sorted on Laps

Honda Cadet

Nutts Corner National Circuit 0.829 miles

Final

21/05/2022 14:25

Race (10:00 and 1 Laps) started at 14:24:42

Pos	No.	Name	Laps	Total Tm	Diff	Gap	Best Tm	In Lap	2nd Best	Avg Tm
1	18	Archie CONDY	10	11:07.623			1:06.385	7	1:06.412	1:06.762
2	17	Charlie CONDY	10	11:10.824	3.201	3.201	1:06.592	8	1:06.708	1:07.082
3	60	Joel MURPHY	10	11:12.485	4.862	1.661	1:06.712	7	1:06.741	1:07.237
4	36	Declan NOBLE	10	11:17.007	9.384	4.522	1:07.117	4	1:07.176	1:07.690
5	54	Max COLBERT	10	11:22.144	14.521	5.137	1:07.525	2	1:07.571	1:08.171
6	46	Evan PURCELL	10	11:22.275	14.652	0.131	1:07.653	6	1:07.829	1:08.199
7	32	Harry McDOWELL	10	11:22.394	14.771	0.119	1:07.402	6	1:07.402	1:08.204
8	99	Travis BAILIE	10	11:25.367	17.744	2.973	1:07.897	8	1:07.936	1:08.492
9	11	Ryan ARTHUR	10	11:26.261	18.638	0.894	1:07.946	8	1:08.006	1:08.570
10	19	Conan WARNOCK	10	11:26.455	18.832	0.194	1:07.997	5	1:08.019	1:08.614
11	25	Joshua WYLIE	10	11:33.393	25.770	6.938	1:08.791	5	1:08.856	1:09.271
12	35	Harry MONTGOMERY	10	12:08.849	1:01.226	35.456	1:11.967	2	1:12.561	1:12.793

Margin of Victory
Avg. Speed
Best Lap Tm
Best Speed
Best Lap by

3.201

44.690

1:06.385

44.944

18 - Archie CONDY


Clerk of the Course - Steve Clayton

Orbits

Timekeepers - David Barr & Keith Mason

Results remain provisional until conclusion of technical/judicial matters

Signed:



 Chief
 Timekeeper

Round 3, Ulster Kart Championships

Honda Cadet

Nutts Corner National Circuit 0.829 miles

Final

21/05/2022 14:25

Race (10:00 and 1 Laps) started at 14:24:42

Lap	Lap Tm	Diff	Time of Day
(18) Archie CONDY			
1	1:08.330	+1.945	14:25:51.087
2	1:06.793	+0.408	14:26:57.880
3	1:06.512	+0.127	14:28:04.392
4	1:06.412	+0.027	14:29:10.804
5	1:06.562	+0.177	14:30:17.366
6	1:06.577	+0.192	14:31:23.943
7	1:06.385		14:32:30.328
8	1:06.574	+0.189	14:33:36.902
9	1:06.536	+0.151	14:34:43.438
10	1:06.942	+0.557	14:35:50.380

Lap	Lap Tm	Diff	Time of Day
(17) Charlie CONDY			
1	1:09.009	+2.417	14:25:51.767
2	1:07.646	+1.054	14:26:59.413
3	1:06.714	+0.122	14:28:06.127
4	1:06.901	+0.309	14:29:13.028
5	1:06.775	+0.183	14:30:19.803
6	1:06.844	+0.252	14:31:26.647
7	1:06.861	+0.269	14:32:33.508
8	1:06.592		14:33:40.100
9	1:06.773	+0.181	14:34:46.873
10	1:06.708	+0.116	14:35:53.581

Lap	Lap Tm	Diff	Time of Day
(60) Joel MURPHY			
1	1:08.965	+2.253	14:25:51.832
2	1:07.637	+0.925	14:26:59.469
3	1:07.124	+0.412	14:28:06.593
4	1:07.184	+0.472	14:29:13.777
5	1:07.083	+0.371	14:30:20.860
6	1:06.780	+0.068	14:31:27.640
7	1:06.712		14:32:34.352
8	1:06.741	+0.029	14:33:41.093
9	1:07.003	+0.291	14:34:48.096
10	1:07.146	+0.434	14:35:55.242

Lap	Lap Tm	Diff	Time of Day
(36) Declan NOBLE			
1	1:09.683	+2.566	14:25:52.542
2	1:07.368	+0.251	14:26:59.910
3	1:07.176	+0.059	14:28:07.086
4	1:07.117		14:29:14.203
5	1:07.401	+0.284	14:30:21.604
6	1:07.446	+0.329	14:31:29.050
7	1:07.567	+0.450	14:32:36.617
8	1:07.785	+0.668	14:33:44.402
9	1:07.630	+0.513	14:34:52.032
10	1:07.732	+0.615	14:35:59.764

Lap	Lap Tm	Diff	Time of Day
(54) Max COLBERT			
1	1:10.267	+2.742	14:25:53.452
2	1:07.525		14:27:00.977
3	1:07.903	+0.378	14:28:08.880
4	1:08.178	+0.653	14:29:17.058
5	1:07.957	+0.432	14:30:25.015
6	1:07.571	+0.046	14:31:32.586
7	1:07.730	+0.205	14:32:40.316
8	1:08.084	+0.559	14:33:48.400
9	1:08.657	+1.132	14:34:57.057
10	1:07.844	+0.319	14:36:04.901

Lap	Lap Tm	Diff	Time of Day
(46) Evan PURCELL			
1	1:09.571	+1.918	14:25:52.604
2	1:07.983	+0.330	14:27:00.587
3	1:08.217	+0.564	14:28:08.804
4	1:08.373	+0.720	14:29:17.177

Lap	Lap Tm	Diff	Time of Day
5	1:07.938	+0.285	14:30:25.115
6	1:07.653		14:31:32.768
7	1:07.829	+0.176	14:32:40.597
8	1:07.892	+0.239	14:33:48.489
9	1:08.681	+1.028	14:34:57.170
10	1:07.862	+0.209	14:36:05.032
(32) Harry McDOWELL			
1	1:09.555	+2.153	14:25:52.665
2	1:08.005	+0.603	14:27:00.670
3	1:08.366	+0.964	14:28:09.036
4	1:09.089	+1.687	14:29:18.125
5	1:07.872	+0.470	14:30:25.997
6	1:07.402		14:31:33.399
7	1:07.779	+0.377	14:32:41.178
8	1:07.402		14:33:48.580
9	1:08.664	+1.262	14:34:57.244
10	1:07.907	+0.505	14:36:05.151

Lap	Lap Tm	Diff	Time of Day
(99) Travis BAILIE			
1	1:10.887	+2.990	14:25:54.091
2	1:08.132	+0.235	14:27:02.223
3	1:08.524	+0.627	14:28:10.747
4	1:08.469	+0.572	14:29:19.216
5	1:07.936	+0.039	14:30:27.152
6	1:08.409	+0.512	14:31:35.561
7	1:08.316	+0.419	14:32:43.877
8	1:07.897		14:33:51.774
9	1:08.086	+0.189	14:34:59.860
10	1:08.264	+0.367	14:36:08.124

Lap	Lap Tm	Diff	Time of Day
(11) Ryan ARTHUR			
1	1:10.858	+2.912	14:25:54.173
2	1:08.138	+0.192	14:27:02.311
3	1:08.616	+0.670	14:28:10.927
4	1:08.575	+0.629	14:29:19.502
5	1:08.006	+0.060	14:30:27.508
6	1:08.274	+0.328	14:31:35.782
7	1:08.354	+0.408	14:32:44.136
8	1:07.946		14:33:52.082
9	1:08.752	+0.806	14:35:00.834
10	1:08.184	+0.238	14:36:09.018

Lap	Lap Tm	Diff	Time of Day
(19) Conan WARNOCK			
1	1:10.786	+2.789	14:25:53.855
2	1:08.061	+0.064	14:27:01.916
3	1:08.432	+0.435	14:28:10.348
4	1:09.030	+1.033	14:29:19.378
5	1:07.997		14:30:27.375
6	1:08.275	+0.278	14:31:35.650
7	1:08.411	+0.414	14:32:44.061
8	1:08.019	+0.022	14:33:52.080
9	1:08.817	+0.820	14:35:00.897
10	1:08.315	+0.318	14:36:09.212

Lap	Lap Tm	Diff	Time of Day
(25) Joshua WYLIE			
1	1:11.573	+2.782	14:25:55.007
2	1:09.039	+0.248	14:27:04.046
3	1:09.040	+0.249	14:28:13.086
4	1:09.094	+0.303	14:29:22.180
5	1:08.791		14:30:30.971
6	1:08.856	+0.065	14:31:39.827
7	1:09.050	+0.259	14:32:48.877
8	1:08.933	+0.142	14:33:57.810
9	1:09.343	+0.552	14:35:07.153
10	1:08.997	+0.206	14:36:16.150


Clerk of the Course - Steve Clayton

Orbits

Timekeepers - David Barr & Keith Mason

Results remain provisional until conclusion of technical/judicial matters

Signed:



(Chief Timekeeper)

Round 3, Ulster Kart Championships
Sorted on Laps

Junior Max

Nutts Corner National Circuit 0.829 miles

Final

21/05/2022 14:40

Race (10:00 and 1 Laps) started at 14:38:27

Pos	No.	Name	Laps	Total Tm	Diff	Gap	Best Tm	In Lap	2nd Best	Avg Tm
1	33	Joseph McMAHON	12	11:28.831			57.140	9	57.167	57.402
2	20	Jack MURTAGH	12	11:32.100	3.269	3.269	57.248	5	57.384	57.669
3	48	Finlay BROWN	12	11:32.621	3.790	0.521	57.236	8	57.264	57.701
4	72	Gavin DEWART	12	11:32.896	4.065	0.275	57.143	4	57.229	57.722
5	34	Peter GILLILAND	12	11:35.836	7.005	2.940	57.358	4	57.405	57.959
6	36	Joe GARDINER	12	11:37.592	8.761	1.756	57.539	8	57.569	58.122
7	46	Bobby Joe McFALL	12	11:41.119	12.288	3.527	57.633	9	57.700	58.414
8	19	Adam McGIVERN	12	11:59.445	30.614	18.326	59.304	4	59.362	59.884
9	14	Carter KELLY	2	2:00.416	10 Laps	10 Laps	58.698	2	1:01.253	59.975

Margin of Victory	Avg. Speed	Best Lap Tm	Best Speed	Best Lap by
3.269	51.977	57.140	52.216	33 - Joseph McMAHON


Clerk of the Course - Steve Clayton

Orbits

Timekeepers - David Barr & Keith Mason

Results remain provisional until conclusion of technical/judicial matters

Signed:



 Chief
 Timekeeper


Round 3, Ulster Kart Championships

Junior Max

Nutts Corner National Circuit 0.829 miles

Final

21/05/2022 14:40

Race (10:00 and 1 Laps) started at 14:38:27

Lap	Lap Tm	Diff	Time of Day	Lap	Lap Tm	Diff	Time of Day	Lap	Lap Tm	Diff	Time of Day
(33) Joseph McMAHON											
1	58.668	+1.528	14:39:26.663	9	57.574	+0.216	14:47:10.659				
2	57.598	+0.458	14:40:24.261	10	57.765	+0.407	14:48:08.424				
3	57.359	+0.219	14:41:21.620	11	57.652	+0.294	14:49:06.076				
4	57.395	+0.255	14:42:19.015	12	57.755	+0.397	14:50:03.831				
5	57.190	+0.050	14:43:16.205	(36) Joe GARDINER							
6	57.167	+0.027	14:44:13.372	1	1:01.440	+3.901	14:39:29.554				
7	57.404	+0.264	14:45:10.776	2	58.600	+1.061	14:40:28.154				
8	57.208	+0.068	14:46:07.984	3	57.721	+0.182	14:41:25.875				
9	57.140		14:47:05.124	4	57.783	+0.244	14:42:23.658				
10	57.234	+0.094	14:48:02.358	5	57.594	+0.055	14:43:21.252				
11	57.273	+0.133	14:48:59.631	6	58.042	+0.503	14:44:19.294				
12	57.195	+0.055	14:49:56.826	7	57.849	+0.310	14:45:17.143				
(20) Jack MURTAGH											
1	58.801	+1.553	14:39:26.866	8	57.539		14:46:14.682				
2	57.688	+0.440	14:40:24.554	9	57.569	+0.030	14:47:12.251				
3	57.434	+0.186	14:41:21.988	10	57.790	+0.251	14:48:10.041				
4	57.384	+0.136	14:42:19.372	11	57.727	+0.188	14:49:07.768				
5	57.248		14:43:16.620	12	57.819	+0.280	14:50:05.587				
6	57.667	+0.419	14:44:14.287	(46) Bobby Joe McFALL							
7	57.666	+0.418	14:45:11.953	1	1:01.447	+3.814	14:39:29.585				
8	57.680	+0.432	14:46:09.633	2	59.098	+1.465	14:40:28.683				
9	57.594	+0.346	14:47:07.227	3	57.724	+0.091	14:41:26.407				
10	57.634	+0.386	14:48:04.861	4	58.756	+1.123	14:42:25.163				
11	57.634	+0.386	14:49:02.495	5	57.952	+0.319	14:43:23.115				
12	57.600	+0.352	14:50:00.095	6	58.063	+0.430	14:44:21.178				
(48) Finlay BROWN											
1	1:00.216	+2.980	14:39:28.412	7	58.010	+0.377	14:45:19.188				
2	57.703	+0.467	14:40:26.115	8	57.700	+0.067	14:46:16.888				
3	57.503	+0.267	14:41:23.618	9	57.633		14:47:14.521				
4	57.521	+0.285	14:42:21.139	10	58.389	+0.756	14:48:12.910				
5	57.264	+0.028	14:43:18.403	11	58.186	+0.553	14:49:11.096				
6	57.881	+0.645	14:44:16.284	12	58.018	+0.385	14:50:09.114				
7	57.526	+0.290	14:45:13.810	(19) Adam McGIVERN							
8	57.236		14:46:11.046	1	1:01.416	+2.112	14:39:30.237				
9	57.392	+0.156	14:47:08.438	2	59.445	+0.141	14:40:29.682				
10	57.496	+0.260	14:48:05.934	3	59.557	+0.253	14:41:29.239				
11	57.331	+0.095	14:49:03.265	4	59.304		14:42:28.543				
12	57.351	+0.115	14:50:00.616	5	59.702	+0.398	14:43:28.245				
(72) Gavin DEWART											
1	1:01.092	+3.949	14:39:29.310	6	1:00.488	+1.184	14:44:28.733				
2	57.594	+0.451	14:40:26.904	7	59.907	+0.603	14:45:28.640				
3	57.229	+0.086	14:41:24.133	8	59.362	+0.058	14:46:28.002				
4	57.143		14:42:21.276	9	59.402	+0.098	14:47:27.404				
5	57.230	+0.087	14:43:18.506	10	1:00.096	+0.792	14:48:27.500				
6	57.593	+0.450	14:44:16.099	11	59.651	+0.347	14:49:27.151				
7	57.393	+0.250	14:45:13.492	12	1:00.289	+0.985	14:50:27.440				
8	57.306	+0.163	14:46:10.798	(14) Carter KELLY							
9	57.598	+0.455	14:47:08.396	1	1:01.253	+2.555	14:39:29.713				
10	57.685	+0.542	14:48:06.081	2	58.698		14:40:28.411				
11	57.354	+0.211	14:49:03.435	(34) Peter GILLILAND							
12	57.456	+0.313	14:50:00.891	1	1:01.075	+3.717	14:39:29.392				
				2	58.221	+0.863	14:40:27.613				
				3	57.405	+0.047	14:41:25.018				
				4	57.358		14:42:22.376				
				5	57.443	+0.085	14:43:19.819				
				6	57.514	+0.156	14:44:17.333				
				7	57.833	+0.475	14:45:15.166				
				8	57.919	+0.561	14:46:13.085				


Clerk of the Course - Steve Clayton

Orbits

Timekeepers - David Barr & Keith Mason

Results remain provisional until conclusion of technical/judicial matters

Signed:



(Chief Timekeeper)



motor sport UK

Round 3, Ulster Kart Championships
Sorted on Laps

Iame Cadet

Nutts Corner National Circuit 0.829 miles

Final

21/05/2022 14:55

Race (10:00 and 1 Laps) started at 14:52:12

Pos	No.	Name	Laps	Total Tm	Diff	Gap	Best Tm	In Lap	2nd Best	Avg Tm
1	31	Jason PARK	11	12:04.659			1:05.331	6	1:05.360	1:05.878
2	77	Kenzie McNALLY	11	12:04.665	0.006	0.006	1:05.474	6	1:05.488	1:05.870
3	27	Brogan McDONALD	11	12:19.313	14.654	14.648	1:06.408	2	1:06.682	1:07.196
4	93	Johnston STEWART	11	12:22.168	17.509	2.855	1:06.800	3	1:07.061	1:07.427
5	193	Andie STEWART	11	12:32.562	27.903	10.394	1:07.274	2	1:08.056	1:08.345
6	49	Tony CALVIN	11	12:48.614	43.955	16.052	1:08.869	4	1:09.120	1:09.801

Margin of Victory	Avg. Speed	Best Lap Tm	Best Speed	Best Lap by
0.006	45.290	1:05.331	45.669	31 - Jason PARK


Clerk of the Course - Steve Clayton

Orbits

Timekeepers - David Barr & Keith Mason

Results remain provisional until conclusion of technical/judicial matters

Signed:



 Chief
 Timekeeper

Round 3, Ulster Kart Championships

1ame Cadet

Nutts Corner National Circuit 0.829 miles

Final

21/05/2022 14:55

Race (10:00 and 1 Laps) started at 14:52:12

Lap	Lap Tm	Diff	Time of Day
(31) Jason PARK			
1	1:06.409	+1.078	14:53:18.512
2	1:05.672	+0.341	14:54:24.184
3	1:05.858	+0.527	14:55:30.042
4	1:05.360	+0.029	14:56:35.402
5	1:05.666	+0.335	14:57:41.068
6	1:05.331		14:58:46.399
7	1:05.507	+0.176	14:59:51.906
8	1:05.873	+0.542	15:00:57.779
9	1:05.782	+0.451	15:02:03.561
10	1:06.167	+0.836	15:03:09.728
11	1:07.034	+1.703	15:04:16.762

Lap	Lap Tm	Diff	Time of Day
(77) Kenzie McNALLY			
1	1:06.398	+0.924	14:53:18.595
2	1:05.655	+0.181	14:54:24.250
3	1:05.907	+0.433	14:55:30.157
4	1:05.488	+0.014	14:56:35.645
5	1:05.492	+0.018	14:57:41.137
6	1:05.474		14:58:46.611
7	1:05.772	+0.298	14:59:52.383
8	1:05.790	+0.316	15:00:58.173
9	1:05.788	+0.314	15:02:03.961
10	1:05.789	+0.315	15:03:09.750
11	1:07.018	+1.544	15:04:16.768

Lap	Lap Tm	Diff	Time of Day
(27) Brogan McDONALD			
1	1:07.017	+0.609	14:53:19.271
2	1:06.408		14:54:25.679
3	1:07.025	+0.617	14:55:32.704
4	1:06.682	+0.274	14:56:39.386
5	1:07.238	+0.830	14:57:46.624
6	1:07.201	+0.793	14:58:53.825
7	1:07.290	+0.882	15:00:01.115
8	1:07.312	+0.904	15:01:08.427
9	1:07.181	+0.773	15:02:15.608
10	1:07.633	+1.225	15:03:23.241
11	1:08.175	+1.767	15:04:31.416

Lap	Lap Tm	Diff	Time of Day
(93) Johnston STEWART			
1	1:07.624	+0.824	14:53:20.193
2	1:07.061	+0.261	14:54:27.254
3	1:06.800		14:55:34.054
4	1:07.378	+0.578	14:56:41.432
5	1:07.444	+0.644	14:57:48.876
6	1:07.762	+0.962	14:58:56.638
7	1:07.523	+0.723	15:00:04.161
8	1:07.426	+0.626	15:01:11.587
9	1:07.360	+0.560	15:02:18.947
10	1:07.479	+0.679	15:03:26.426
11	1:07.845	+1.045	15:04:34.271

Lap	Lap Tm	Diff	Time of Day
(193) Andie STEWART			
1	1:08.056	+0.782	14:53:20.918
2	1:07.274		14:54:28.192
3	1:08.462	+1.188	14:55:36.654
4	1:08.062	+0.788	14:56:44.716
5	1:08.193	+0.919	14:57:52.909
6	1:08.127	+0.853	14:59:01.036
7	1:08.892	+1.618	15:00:09.928
8	1:08.264	+0.990	15:01:18.192
9	1:08.825	+1.551	15:02:27.017
10	1:08.319	+1.045	15:03:35.336
11	1:09.329	+2.055	15:04:44.665

Lap	Lap Tm	Diff	Time of Day
(49) Tony CALVIN			
1	1:09.458	+0.589	14:53:22.362
2	1:09.120	+0.251	14:54:31.482
3	1:09.512	+0.643	14:55:40.994
4	1:08.869		14:56:49.863
5	1:09.483	+0.614	14:57:59.346
6	1:10.340	+1.471	14:59:09.686
7	1:09.668	+0.799	15:00:19.354
8	1:09.783	+0.914	15:01:29.137
9	1:10.730	+1.861	15:02:39.867
10	1:09.922	+1.053	15:03:49.789
11	1:10.928	+2.059	15:05:00.717

Lap	Lap Tm	Diff	Time of Day
-----	--------	------	-------------


Clerk of the Course - Steve Clayton

Orbits

Timekeepers - David Barr & Keith Mason

Results remain provisional until conclusion of technical/judicial matters

Signed:



(Chief Timekeeper)

Printed: 21/05/2022 15:09:31

Round 3, Ulster Kart Championships

Sorted on Laps

Mini Max

Nutts Corner National Circuit 0.829 miles

Final

21/05/2022 15:10

Race (10:00 and 1 Laps) started at 15:08:38

Pos	No.	Name	Laps	Total Tm	Diff	Gap	Best Tm	In Lap	2nd Best	Avg Tm
1	10	Daniel KILPATRICK	12	11:49.224			58.802	11	58.803	59.102
2	22	Cole McFADDEN BIGGERSTAFF	12	12:02.291	13.067	13.067	59.494	9	59.602	1:00.180
3	21	Jamie KIDNEY	12	12:08.519	19.295	6.228	1:00.020	11	1:00.063	1:00.693
4	88	Lewis ARTHUR	12	12:20.931	31.707	12.412	1:01.113	6	1:01.206	1:01.712
5	55	Dennis CHERRY	12	12:28.131	38.907	7.200	1:01.798	7	1:01.828	1:02.300
6	30	John O'NEILL	10	10:34.974	2 Laps	2 Laps	1:00.456	10	1:03.242	1:03.434

Margin of Victory	Avg. Speed	Best Lap Tm	Best Speed	Best Lap by
13.067	50.482	58.802	50.740	10 - Daniel KILPATRICK


Clerk of the Course - Steve Clayton

Orbits

Timekeepers - David Barr & Keith Mason

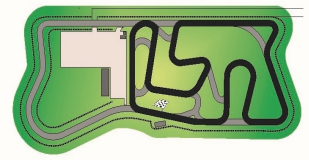
Results remain provisional until conclusion of technical/judicial matters

Signed:



Chief
Timekeeper





Round 3, Ulster Kart Championships

Mini Max

Nutts Corner National Circuit 0.829 miles

Final

21/05/2022 15:10

Race (10:00 and 1 Laps) started at 15:08:38

Lap	Lap Tm	Diff	Time of Day	Lap	Lap Tm	Diff	Time of Day	Lap	Lap Tm	Diff	Time of Day				
(10) Daniel KILPATRICK															
1	1:00.407	+1.605	15:09:38.616	9	1:02.145	+0.347	15:18:00.563								
2	59.317	+0.515	15:10:37.933	10	1:01.914	+0.116	15:19:02.477								
3	59.067	+0.265	15:11:37.000	11	1:01.828	+0.030	15:20:04.305								
4	58.883	+0.081	15:12:35.883	12	1:02.035	+0.237	15:21:06.340								
5	59.074	+0.272	15:13:34.957	(30) John O'NEILL											
6	58.987	+0.185	15:14:33.944	1	1:04.906	+4.450	15:09:43.744								
7	58.848	+0.046	15:15:32.792	2	1:03.543	+3.087	15:10:47.287								
8	59.114	+0.312	15:16:31.906	3	1:03.882	+3.426	15:11:51.169								
9	58.803	+0.001	15:17:30.709	4	1:04.244	+3.788	15:12:55.413								
10	58.964	+0.162	15:18:29.673	5	1:03.979	+3.523	15:13:59.392								
11	58.802		15:19:28.475	6	1:03.312	+2.856	15:15:02.704								
12	58.958	+0.156	15:20:27.433	7	1:03.463	+3.007	15:16:06.167								
(22) Cole McFADDEN BIGGERSTAFF															
1	1:02.079	+2.585	15:09:40.417	8	1:03.242	+2.786	15:17:09.409								
2	1:00.186	+0.692	15:10:40.603	9	1:03.318	+2.862	15:18:12.727								
3	1:02.221	+2.727	15:11:42.824	10	1:00.456		15:19:13.183								
4	1:00.106	+0.612	15:12:42.930												
5	59.624	+0.130	15:13:42.554												
6	59.745	+0.251	15:14:42.299												
7	59.602	+0.108	15:15:41.901												
8	1:00.077	+0.583	15:16:41.978												
9	59.494		15:17:41.472												
10	59.666	+0.172	15:18:41.138												
11	59.729	+0.235	15:19:40.867												
12	59.633	+0.139	15:20:40.500												
(21) Jamie KIDNEY															
1	1:01.745	+1.725	15:09:40.155												
2	1:00.063	+0.043	15:10:40.218												
3	1:04.065	+4.045	15:11:44.283												
4	1:00.197	+0.177	15:12:44.480												
5	1:00.396	+0.376	15:13:44.876												
6	1:00.146	+0.126	15:14:45.022												
7	1:00.295	+0.275	15:15:45.317												
8	1:00.115	+0.095	15:16:45.432												
9	1:00.308	+0.288	15:17:45.740												
10	1:00.577	+0.557	15:18:46.317												
11	1:00.020		15:19:46.337												
12	1:00.391	+0.371	15:20:46.728												
(88) Lewis ARTHUR															
1	1:03.437	+2.324	15:09:42.026												
2	1:01.862	+0.749	15:10:43.888												
3	1:01.820	+0.707	15:11:45.708												
4	1:02.083	+0.970	15:12:47.791												
5	1:01.620	+0.507	15:13:49.411												
6	1:01.113		15:14:50.524												
7	1:01.382	+0.269	15:15:51.906												
8	1:01.219	+0.106	15:16:53.125												
9	1:01.206	+0.093	15:17:54.331												
10	1:01.467	+0.354	15:18:55.798												
11	1:01.544	+0.431	15:19:57.342												
12	1:01.798	+0.685	15:20:59.140												
(55) Dennis CHERRY															
1	1:04.273	+2.475	15:09:43.012												
2	1:02.278	+0.480	15:10:45.290												
3	1:02.745	+0.947	15:11:48.035												
4	1:02.724	+0.926	15:12:50.759												
5	1:02.192	+0.394	15:13:52.951												
6	1:01.840	+0.042	15:14:54.791												
7	1:01.798		15:15:56.589												
8	1:01.829	+0.031	15:16:58.418												


Clerk of the Course - Steve Clayton

Orbits

Timekeepers - David Barr & Keith Mason

Results remain provisional until conclusion of technical/judicial matters

Signed:



(Chief Timekeeper)



Round 3, Ulster Kart Championships

Sorted on Laps

Bambino

Nutts Corner National Circuit 0.829 miles

Final

21/05/2022 15:25

Race (6:00 and 1 Laps) started at 15:22:54

Pos	No.	Name	Laps	Total Tm	Diff	Gap	Best Tm	In Lap	2nd Best	Avg Tm
1	36	Ethan ROBINSON	6	8:27.033			1:22.130	3	1:22.160	1:24.077
2	75	Callum McVEIGH	6	8:43.085	16.052	16.052	1:25.272	4	1:25.800	1:26.613
3	47	Myles PURCELL	6	9:00.169	33.136	17.084	1:27.502	2	1:27.664	1:29.501
4	24	Jessica WYLIE	6	9:25.929	58.896	25.760	1:32.150	6	1:32.595	1:33.619
5	33	Lewis HAZLETT	5	7:18.900	1 Lap	1 Lap	1:21.920	2	1:22.533	1:27.251

Margin of Victory	Avg. Speed	Best Lap Tm	Best Speed	Best Lap by
16.052	35.307	1:21.920	36.421	33 - Lewis HAZLETT


Clerk of the Course - Steve Clayton

Orbits

Timekeepers - David Barr & Keith Mason

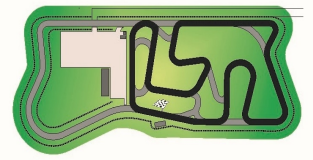
Results remain provisional until conclusion of technical/judicial matters

Signed:



Chief
Timekeeper





Round 3, Ulster Kart Championships

Bambino

Nutts Corner National Circuit 0.829 miles

Final

21/05/2022 15:25

Race (6:00 and 1 Laps) started at 15:22:54

Lap	Lap Tm	Diff	Time of Day	Lap	Lap Tm	Diff	Time of Day	Lap	Lap Tm	Diff	Time of Day
(36) Ethan ROBINSON											
1	1:26.528	+4.398	15:24:23.609								
2	1:22.160	+0.030	15:25:45.769								
3	1:22.130		15:27:07.899								
4	1:24.108	+1.978	15:28:32.007								
5	1:24.073	+1.943	15:29:56.080								
6	1:25.463	+3.333	15:31:21.543								
(75) Callum McVEIGH											
1	1:30.076	+4.804	15:24:27.990								
2	1:26.668	+1.396	15:25:54.658								
3	1:25.800	+0.528	15:27:20.458								
4	1:25.272		15:28:45.730								
5	1:26.006	+0.734	15:30:11.736								
6	1:25.859	+0.587	15:31:37.595								
(47) Myles PURCELL											
1	1:32.039	+4.537	15:24:29.710								
2	1:27.502		15:25:57.212								
3	1:30.191	+2.689	15:27:27.403								
4	1:27.664	+0.162	15:28:55.067								
5	1:29.416	+1.914	15:30:24.483								
6	1:30.196	+2.694	15:31:54.679								
(24) Jessica WYLIE											
1	1:36.542	+4.392	15:24:35.263								
2	1:33.977	+1.827	15:26:09.240								
3	1:33.810	+1.660	15:27:43.050								
4	1:32.644	+0.494	15:29:15.694								
5	1:32.595	+0.445	15:30:48.289								
6	1:32.150		15:32:20.439								
(33) Lewis HAZLETT											
1	1:26.318	+4.398	15:24:23.473								
2	1:21.920		15:25:45.393								
3	1:22.533	+0.613	15:27:07.926								
4	1:25.974	+4.054	15:28:33.900								
5	1:39.510	+17.590	15:30:13.410								


Clerk of the Course - Steve Clayton

Orbits

Timekeepers - David Barr & Keith Mason

Results remain provisional until conclusion of technical/judicial matters

Signed:



(Chief Timekeeper)

Printed: 21/05/2022 15:34:41



Round 3, Ulster Kart Championships

Sorted on Laps

Senior Max/Senior 177

Nutts Corner National Circuit 0.829 miles

Senior 177 Final

21/05/2022 15:30

Race (10:00 and 1 Laps) started at 15:33:59

Pos	No.	Name	Laps	Total Tm	Diff	Gap	Best Tm	In Lap	2nd Best	Avg Tm
1	69	Richard MALCOLMSON	12	11:30.123			56.917	3	57.049	57.510
2	28	Marc VASEY	12	11:31.952	1.829	1.829	57.075	6	57.175	57.661
3	133	Jonny McCARTHY	12	11:38.396	8.273	6.444	57.717	3	57.804	58.190
4	21	Jamie LECKEY	12	11:38.604	8.481	0.208	57.638	3	57.830	58.204

Margin of Victory	Avg. Speed	Best Lap Tm	Best Speed	Best Lap by
1.829	51.880	56.917	52.420	69 - Richard MALCOLMSON


Clerk of the Course - Steve Clayton

Orbits

Timekeepers - David Barr & Keith Mason

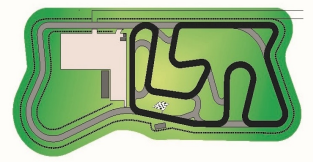
Results remain provisional until conclusion of technical/judicial matters

Signed:



Chief
Timekeeper





Round 3, Ulster Kart Championships

Senior Max/Senior 177

Nutts Corner National Circuit 0.829 miles

Senior 177 Final

21/05/2022 15:30

Race (10:00 and 1 Laps) started at 15:33:59

Lap	Lap Tm	Diff	Time of Day	Lap	Lap Tm	Diff	Time of Day	Lap	Lap Tm	Diff	Time of Day
(69) Richard MALCOLMSON											
1	58.823	+1.906	15:34:58.160								
2	57.054	+0.137	15:35:55.214								
3	56.917		15:36:52.131								
4	57.049	+0.132	15:37:49.180								
5	57.358	+0.441	15:38:46.538								
6	57.256	+0.339	15:39:43.794								
7	57.314	+0.397	15:40:41.108								
8	57.603	+0.686	15:41:38.711								
9	57.600	+0.683	15:42:36.311								
10	57.407	+0.490	15:43:33.718								
11	58.023	+1.106	15:44:31.741								
12	57.719	+0.802	15:45:29.460								
(28) Marc VASEY											
1	59.898	+2.823	15:34:59.244								
2	57.663	+0.588	15:35:56.907								
3	57.567	+0.492	15:36:54.474								
4	57.175	+0.100	15:37:51.649								
5	57.200	+0.125	15:38:48.849								
6	57.075		15:39:45.924								
7	57.356	+0.281	15:40:43.280								
8	57.507	+0.432	15:41:40.787								
9	57.522	+0.447	15:42:38.309								
10	57.652	+0.577	15:43:35.961								
11	57.588	+0.513	15:44:33.549								
12	57.740	+0.665	15:45:31.289								
(133) Jonny McCARTHY											
1	59.753	+2.036	15:34:59.199								
2	58.232	+0.515	15:35:57.431								
3	57.717		15:36:55.148								
4	57.804	+0.087	15:37:52.952								
5	58.186	+0.469	15:38:51.138								
6	58.141	+0.424	15:39:49.279								
7	58.138	+0.421	15:40:47.417								
8	57.969	+0.252	15:41:45.386								
9	58.069	+0.352	15:42:43.455								
10	58.138	+0.421	15:43:41.593								
11	58.015	+0.298	15:44:39.608								
12	58.125	+0.408	15:45:37.733								
(21) Jamie LECKEY											
1	1:00.669	+3.031	15:35:00.153								
2	58.295	+0.657	15:35:58.448								
3	57.638		15:36:56.086								
4	58.130	+0.492	15:37:54.216								
5	58.042	+0.404	15:38:52.258								
6	57.851	+0.213	15:39:50.109								
7	57.931	+0.293	15:40:48.040								
8	58.187	+0.549	15:41:46.227								
9	57.991	+0.353	15:42:44.218								
10	57.830	+0.192	15:43:42.048								
11	57.840	+0.202	15:44:39.888								
12	58.053	+0.415	15:45:37.941								

Clerk of the Course - Steve Clayton

Orbits

Timekeepers - David Barr & Keith Mason

Results remain provisional until conclusion of technical/judicial matters

Signed:  (Chief Timekeeper)

Round 3, Ulster Kart Championships
Sorted on Laps

Senior Max/Senior 177

Nutts Corner National Circuit 0.829 miles

Senior Max Final

21/05/2022 15:45

Race (10:00 and 1 Laps) started at 15:47:31

Pos	No.	Name	Laps	Total Tm	Diff	Gap	Best Tm	In Lap	2nd Best	Avg Tm
1	43	Ben McFALL	12	11:13.708			55.837	4	55.880	56.136
2	35	James GILLILAND	12	11:14.376	0.668	0.668	55.788	4	55.794	56.198
3	26	Daniel CONLON	12	11:16.857	3.149	2.481	55.914	3	55.961	56.392
4	32	Gary BLAIR	12	11:17.047	3.339	0.190	55.963	3	56.015	56.418
5	36	Neville BELL	12	11:17.741	4.033	0.694	56.119	3	56.152	56.470
6	33	Pearse MURTAGH	12	11:22.975	9.267	5.234	56.558	5	56.562	56.866
7	12	Johnny CLYDE	12	11:27.207	13.499	4.232	56.747	3	56.751	57.251
8	20	Zak LECKEY	12	11:27.832	14.124	0.625	56.502	5	56.558	57.289
9	24	Jason HETHERINGTON	12	11:29.900	16.192	2.068	56.724	3	56.730	57.449
10	11	Philip MAGUIRE	12	11:30.659	16.951	0.759	56.758	3	56.921	57.481
11	22	Paul PRENTICE	12	11:31.486	17.778	0.827	57.023	12	57.081	57.550

Margin of Victory	Avg. Speed	Best Lap Tm	Best Speed	Best Lap by
0.668	53.144	55.788	53.481	35 - James GILLILAND


Clerk of the Course - Steve Clayton

Orbits

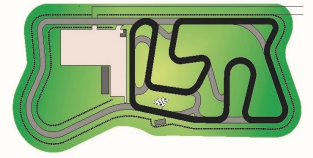
Timekeepers - David Barr & Keith Mason

Results remain provisional until conclusion of technical/judicial matters

Signed:



 Chief
 Timekeeper



Round 3, Ulster Kart Championships

Senior Max/Senior 177

Nutts Corner National Circuit 0.829 miles

Senior Max Final

21/05/2022 15:45

Race (10:00 and 1 Laps) started at 15:47:31

Lap	Lap Tm	Diff	Time of Day
(43) Ben McFALL			
1	57.501	+1.664	15:48:29.342
2	55.963	+0.126	15:49:25.305
3	55.926	+0.089	15:50:21.231
4	55.837		15:51:17.068
5	55.911	+0.074	15:52:12.979
6	55.943	+0.106	15:53:08.922
7	55.880	+0.043	15:54:04.802
8	56.007	+0.170	15:55:00.809
9	56.102	+0.265	15:55:56.911
10	56.064	+0.227	15:56:52.975
11	56.130	+0.293	15:57:49.105
12	56.378	+0.541	15:58:45.483

Lap	Lap Tm	Diff	Time of Day
(35) James GILLILAND			
1	57.431	+1.643	15:48:29.206
2	55.971	+0.183	15:49:25.177
3	55.794	+0.006	15:50:20.971
4	55.788		15:51:16.759
5	55.912	+0.124	15:52:12.671
6	55.910	+0.122	15:53:08.581
7	55.992	+0.204	15:54:04.573
8	56.082	+0.294	15:55:00.655
9	56.060	+0.272	15:55:56.715
10	56.120	+0.332	15:56:52.835
11	56.097	+0.309	15:57:48.932
12	57.219	+1.431	15:58:46.151

Lap	Lap Tm	Diff	Time of Day
(26) Daniel CONLON			
1	57.988	+2.074	15:48:29.907
2	56.004	+0.090	15:49:25.911
3	55.914		15:50:21.825
4	55.961	+0.047	15:51:17.786
5	56.087	+0.173	15:52:13.873
6	56.089	+0.175	15:53:09.962
7	56.337	+0.423	15:54:06.299
8	56.516	+0.602	15:55:02.815
9	56.421	+0.507	15:55:59.236
10	56.511	+0.597	15:56:55.747
11	56.431	+0.517	15:57:52.178
12	56.454	+0.540	15:58:48.632

Lap	Lap Tm	Diff	Time of Day
(32) Gary BLAIR			
1	58.598	+2.635	15:48:30.395
2	56.291	+0.328	15:49:26.686
3	55.963		15:50:22.649
4	56.015	+0.052	15:51:18.664
5	56.040	+0.077	15:52:14.704
6	56.144	+0.181	15:53:10.848
7	56.156	+0.193	15:54:07.004
8	56.362	+0.399	15:55:03.366
9	56.344	+0.381	15:55:59.710
10	56.321	+0.358	15:56:56.031
11	56.378	+0.415	15:57:52.409
12	56.413	+0.450	15:58:48.822

Lap	Lap Tm	Diff	Time of Day
(36) Neville BELL			
1	58.921	+2.802	15:48:30.791
2	56.189	+0.070	15:49:26.980
3	56.119		15:50:23.099
4	56.240	+0.121	15:51:19.339
5	56.152	+0.033	15:52:15.491
6	56.209	+0.090	15:53:11.700
7	56.180	+0.061	15:54:07.880
8	56.322	+0.203	15:55:04.202

Lap	Lap Tm	Diff	Time of Day
9	56.227	+0.108	15:56:00.429
10	56.366	+0.247	15:56:56.795
11	56.336	+0.217	15:57:53.131
12	56.385	+0.266	15:58:49.516

Lap	Lap Tm	Diff	Time of Day
(33) Pearse MURTAGH			
1	58.961	+2.403	15:48:31.309
2	56.707	+0.149	15:49:28.016
3	56.605	+0.047	15:50:24.621
4	56.562	+0.004	15:51:21.183
5	56.558		15:52:17.741
6	56.593	+0.035	15:53:14.334
7	56.664	+0.106	15:54:10.998
8	56.658	+0.100	15:55:07.656
9	56.717	+0.159	15:56:04.373
10	56.739	+0.181	15:57:01.112
11	56.817	+0.259	15:57:57.929
12	56.821	+0.263	15:58:54.750

Lap	Lap Tm	Diff	Time of Day
(12) Johnny CLYDE			
1	59.754	+3.007	15:48:31.713
2	57.082	+0.335	15:49:28.795
3	56.747		15:50:25.542
4	57.680	+0.933	15:51:23.222
5	57.022	+0.275	15:52:20.244
6	56.751	+0.004	15:53:16.995
7	57.028	+0.281	15:54:14.023
8	56.974	+0.227	15:55:10.997
9	56.894	+0.147	15:56:07.891
10	56.951	+0.204	15:57:04.842
11	57.044	+0.297	15:58:01.886
12	57.096	+0.349	15:58:58.982

Lap	Lap Tm	Diff	Time of Day
(20) Zak LECKEY			
1	59.813	+3.311	15:48:31.952
2	57.005	+0.503	15:49:28.957
3	57.001	+0.499	15:50:25.958
4	58.425	+1.923	15:51:24.383
5	56.502		15:52:20.885
6	57.714	+1.212	15:53:18.599
7	57.718	+1.216	15:54:16.317
8	56.558	+0.056	15:55:12.875
9	56.572	+0.070	15:56:09.447
10	56.723	+0.221	15:57:06.170
11	56.698	+0.196	15:58:02.868
12	56.739	+0.237	15:58:59.607

Lap	Lap Tm	Diff	Time of Day
(24) Jason HETHERINGTON			
1	1:00.102	+3.378	15:48:32.378
2	57.031	+0.307	15:49:29.409
3	56.724		15:50:26.133
4	57.887	+1.163	15:51:24.020
5	56.781	+0.057	15:52:20.801
6	57.639	+0.915	15:53:18.440
7	58.096	+1.372	15:54:16.536
8	56.730	+0.006	15:55:13.266
9	56.968	+0.244	15:56:10.234
10	57.137	+0.413	15:57:07.371
11	57.311	+0.587	15:58:04.682
12	56.993	+0.269	15:59:01.675

Lap	Lap Tm	Diff	Time of Day
(11) Philip MAGUIRE			
1	1:00.442	+3.684	15:48:33.101
2	56.921	+0.163	15:49:30.022
3	56.758		15:50:26.780
4	57.793	+1.035	15:51:24.573

Lap	Lap Tm	Diff	Time of Day
5	56.935	+0.177	15:52:21.508
6	57.370	+0.612	15:53:18.878
7	58.000	+1.242	15:54:16.878
8	57.051	+0.293	15:55:13.929
9	56.957	+0.199	15:56:10.886
10	57.294	+0.536	15:57:08.180
11	57.151	+0.393	15:58:05.331
12	57.103	+0.345	15:59:02.434

Lap	Lap Tm	Diff	Time of Day
(22) Paul PRENTICE			
1	59.976	+2.953	15:48:32.637
2	57.081	+0.058	15:49:29.718
3	57.413	+0.390	15:50:27.131
4	57.670	+0.647	15:51:24.801
5	57.112	+0.089	15:52:21.913
6	57.251	+0.228	15:53:19.164
7	58.164	+1.141	15:54:17.328
8	57.196	+0.173	15:55:14.524
9	57.085	+0.062	15:56:11.609
10	57.391	+0.368	15:57:09.000
11	57.238	+0.215	15:58:06.238
12	57.023		15:59:03.261


Clerk of the Course - Steve Clayton

Orbits

Timekeepers - David Barr & Keith Mason

Results remain provisional until conclusion of technical/judicial matters

Signed:



(Chief Timekeeper)

Printed: 21/05/2022 16:03:50

