



R.H.Wright Timing

500MRCI Saloon/GT Race Meeting

Sorted on best lap time

Fiesta Zetec

Kirkistown 500 MRCI 1.512 miles

Qualifying (Q3)

28/05/2022 09:40

Qualifying started at 9:58:11

Pos	No.	Name	Make	Best Tm	Diff	In Lap	Best Speed	2nd Best	2nd Lap
1	11	Paul Stewart	1.2 Ford Fiesta	1:16.417		7	71.228	1:16.439	4
2	55	Mark Stewart	1.2 Ford Fiesta	1:16.472	0.055	5	71.177	1:16.532	3
3	76	Derek Graham	1.2 Ford Fiesta	1:16.643	0.226	4	71.018	1:16.785	5
4	97	Neville Anderson	1.2 Ford Fiesta	1:16.674	0.257	5	70.989	1:16.797	7
5	49	Michael Graham	1.2 Ford Fiesta	1:16.725	0.308	4	70.942	1:17.021	2
6	9	Corey Alleyne	1.2 Ford Fiesta	1:17.543	1.126	6	70.194	1:18.020	4
7	21	Megan Campbell	1.2 Ford Fiesta	1:18.194	1.777	2	69.609	1:18.202	6
8	8	Michael Mulholland	1.2 Ford Fiesta	1:20.662	4.245	6	67.479	1:20.821	4
9	29	Henry White	1.2 Ford Fiesta	1:20.759	4.342	2	67.398	1:29.203	1
Not classified									
DNS	28	Stephen Walker	1.2 Ford Fiesta			0	-		0
DNS	411	Dale Singleton	1.2 Ford Fiesta			0	-		0

Results provisional until the conclusion of judicial and technical matters

Orbits

Chief Timekeeper: D.Bradfield

Clerk of the Course:

Live timing available at timing.rhwright.co.uk

www.mylaps.com

Licensed to: R.H.Wright Timing



500MRCI Saloon/GT Race Meeting


Fiesta Zetec

Kirkistown 500 MRCI 1.512 miles

Qualifying (Q3)

28/05/2022 09:40

Qualifying started at 9:58:11



Lap	Lap Tm	Diff	Time of Day
(11) Paul Stewart			
1	1:17.164	+0.747	10:01:09.407
2	1:16.716	+0.299	10:02:26.123
3	1:16.690	+0.273	10:03:42.813
4	1:16.439	+0.022	10:04:59.252
5	1:16.617	+0.200	10:06:15.869
6	1:17.049	+0.632	10:07:32.918
7	1:16.417		10:08:49.335
(55) Mark Stewart			
1	1:16.933	+0.461	10:01:08.900
2	1:16.887	+0.415	10:02:25.787
3	1:16.532	+0.060	10:03:42.319
4	1:16.732	+0.260	10:04:59.051
5	1:16.472		10:06:15.523
6	1:16.722	+0.250	10:07:32.245
7	1:16.645	+0.173	10:08:48.890
(76) Derek Graham			
1	1:17.652	+1.009	10:00:57.218
2	1:17.342	+0.699	10:02:14.560
3	1:16.901	+0.258	10:03:31.461
4	1:16.643		10:04:48.104
5	1:16.785	+0.142	10:06:04.889
6	1:17.634	+0.991	10:07:22.523
7	1:18.838	+2.195	10:08:41.361
(97) Neville Anderson			
1	1:18.718	+2.044	10:01:03.832
2	1:18.590	+1.916	10:02:22.422
3	1:17.261	+0.587	10:03:39.683
4	1:16.922	+0.248	10:04:56.605
5	1:16.674		10:06:13.279
6	1:17.016	+0.342	10:07:30.295
7	1:16.797	+0.123	10:08:47.092
(49) Michael Graham			
1	1:17.502	+0.777	10:00:59.310
2	1:17.021	+0.296	10:02:16.331
3	1:17.148	+0.423	10:03:33.479
4	1:16.725		10:04:50.204
5	1:17.065	+0.340	10:06:07.269
6	1:17.527	+0.802	10:07:24.796
7	1:17.032	+0.307	10:08:41.828
(9) Corey Alleyne			
1	1:27.668	+10.125	10:02:09.002
2	1:20.207	+2.664	10:03:29.209
3	1:20.041	+2.498	10:04:49.250
4	1:18.020	+0.477	10:06:07.270
5	1:18.598	+1.055	10:07:25.868
6	1:17.543		10:08:43.411
(21) Megan Campbell			
1	1:19.458	+1.264	10:01:14.547
2	1:18.194		10:02:32.741
3	1:18.298	+0.104	10:03:51.039
4	1:18.226	+0.032	10:05:09.265
5	1:18.341	+0.147	10:06:27.606
6	1:18.202	+0.008	10:07:45.808
7	1:18.390	+0.196	10:09:04.198
(8) Michael Mulholland			
1	1:22.373	+1.711	10:01:16.601
2	1:21.506	+0.844	10:02:38.107
3	1:21.089	+0.427	10:03:59.196
4	1:20.821	+0.159	10:05:20.017
5	1:21.096	+0.434	10:06:41.113
6	1:20.662		10:08:01.775
7	1:21.670	+1.008	10:09:23.445
(29) Henry White			
1	1:29.203	+8.444	10:01:53.028

Lap	Lap Tm	Diff	Time of Day
2	1:20.759		10:03:13.787

Lap	Lap Tm	Diff	Time of Day
-----	--------	------	-------------

Results provisional until the conclusion of judicial and technical matters

Orbits

Chief Timekeeper: D.Bradfield

Clerk of the Course:

Live timing available at timing.rhwright.co.uk

www.mylaps.com

Licensed to: R.H.Wright Timing



500MRCI Saloon/GT Race Meeting

Fiesta Zetec

Kirkistown 500 MRCI 1.512 miles

Race 1 (R4)

28/05/2022 12:20

Race (15:00 and 1 Laps)

6	411	
	11	
5	29	28
	9	10
4	21	8
	7	8
3	49	9
	5	6
2	76	97
	3	4
1	11	55
	1	2

POLE POSITION

Results provisional until the conclusion of judicial and technical matters

Orbits

Chief Timekeeper: D.Bradfield

Clerk of the Course:

Live timing available at timing.rhwright.co.uk

www.mylaps.com

Licensed to: R.H.Wright Timing



R.H.Wright Timing

500MRCI Saloon/GT Race Meeting

Sorted on Laps

Fiesta Zetec

Kirkistown 500 MRCI 1.512 miles

Race 1 (R4)

28/05/2022 12:20

Race (15:00 and 1 Laps) started at 12:39:39

Pos	No.	Name	Make	Laps	Total Tm	Best Tm	Best Speed	In Lap	Avg. Speed
1	76	Derek Graham	1.2 Ford Fiesta	13	16:53.916	1:16.910	70.771	4	69.788
2	97	Neville Anderson	1.2 Ford Fiesta	13	17:00.495	1:16.867	70.811	8	69.338
3	55	Mark Stewart	1.2 Ford Fiesta	13	17:03.824	1:17.242	70.467	8	69.113
4	11	Paul Stewart	1.2 Ford Fiesta	13	17:05.232	1:17.124	70.575	6	69.018
5	21	Megan Campbell	1.2 Ford Fiesta	13	17:05.617	1:17.531	70.204	8	68.992
6	28	Stephen Walker	1.2 Ford Fiesta	13	17:11.891	1:17.830	69.935	4	68.572
7	9	Corey Alleyne	1.2 Ford Fiesta	13	17:20.501	1:17.896	69.875	3	68.005
8	29	Henry White	1.2 Ford Fiesta	13	17:20.894	1:18.443	69.388	13	67.979
9	8	Michael Mulholland	1.2 Ford Fiesta	13	17:47.590	1:20.144	67.916	5	66.279

Not classified

DNS	411	Dale Singleton	1.2 Ford Fiesta					0	-
DQ	49	Michael Graham	1.2 Ford Fiesta	13	17:05.077	1:17.507	70.226	6	69.028

Announcements

Exclusion - Car 49 - Driving in a manner incompatible with general safety (C1.1.5)

Margin of Victory	Avg. Speed	Best Lap Tm	Best Speed	Best Lap by
6.579	69.788	1:16.867	70.811	97 - Neville Anderson

Results provisional until the conclusion of judicial and technical matters

Orbits

Chief Timekeeper: D.Bradfield

Clerk of the Course:

Live timing available at timing.rhwright.co.uk

www.mylaps.com

Licensed to: R.H.Wright Timing

Printed: 28/05/2022 13:54:53



500MRCI Saloon/GT Race Meeting


Fiesta Zetec

Kirkistown 500 MRCI 1.512 miles

Race 1 (R4)

28/05/2022 12:20

Race (15:00 and 1 Laps) started at 12:39:39



Lap	Lap Tm	Diff	Time of Day
(76) Derek Graham			
1	1:22.945	+6.035	12:41:05.923
2	1:17.345	+0.435	12:42:23.268
3	1:17.157	+0.247	12:43:40.425
4	1:16.910		12:44:57.335
5	1:17.183	+0.273	12:46:14.518
6	1:16.933	+0.023	12:47:31.451
7	1:17.214	+0.304	12:48:48.665
8	1:17.022	+0.112	12:50:05.687
9	1:17.027	+0.117	12:51:22.714
10	1:17.407	+0.497	12:52:40.121
11	1:17.469	+0.559	12:53:57.590
12	1:17.296	+0.386	12:55:14.886
13	1:19.017	+2.107	12:56:33.903

Lap	Lap Tm	Diff	Time of Day
(97) Neville Anderson			
1	1:24.480	+7.613	12:41:07.335
2	1:17.619	+0.752	12:42:24.954
3	1:18.096	+1.229	12:43:43.050
4	1:17.549	+0.682	12:45:00.599
5	1:19.116	+2.249	12:46:19.715
6	1:17.101	+0.234	12:47:36.816
7	1:17.999	+1.132	12:48:54.815
8	1:16.867		12:50:11.682
9	1:16.896	+0.019	12:51:28.568
10	1:17.619	+0.752	12:52:46.187
11	1:18.540	+1.673	12:54:04.727
12	1:17.956	+1.089	12:55:22.683
13	1:17.799	+0.932	12:56:40.482

Lap	Lap Tm	Diff	Time of Day
(55) Mark Stewart			
1	1:25.523	+8.281	12:41:07.473
2	1:17.932	+0.690	12:42:25.405
3	1:17.836	+0.594	12:43:43.241
4	1:17.695	+0.453	12:45:00.936
5	1:17.823	+0.581	12:46:18.759
6	1:17.259	+0.017	12:47:36.018
7	1:17.699	+0.457	12:48:53.717
8	1:17.242		12:50:10.959
9	1:17.414	+0.172	12:51:28.373
10	1:17.795	+0.553	12:52:46.168
11	1:18.327	+1.085	12:54:04.495
12	1:18.141	+0.899	12:55:22.636
13	1:21.175	+3.933	12:56:43.811

Lap	Lap Tm	Diff	Time of Day
(11) Paul Stewart			
1	1:27.058	+9.934	12:41:09.106
2	1:18.120	+0.996	12:42:27.226
3	1:17.169	+0.045	12:43:44.395
4	1:17.597	+0.473	12:45:01.992
5	1:17.321	+0.197	12:46:19.313
6	1:17.124		12:47:36.437
7	1:18.251	+1.127	12:48:54.688
8	1:18.099	+0.975	12:50:12.787
9	1:18.419	+1.295	12:51:31.206
10	1:18.600	+1.476	12:52:49.806
11	1:18.835	+1.711	12:54:08.641
12	1:18.104	+0.980	12:55:26.745
13	1:18.474	+1.350	12:56:45.219

Lap	Lap Tm	Diff	Time of Day
(21) Megan Campbell			
1	1:23.555	+6.024	12:41:08.064
2	1:18.367	+0.836	12:42:26.431
3	1:18.187	+0.656	12:43:44.618
4	1:17.849	+0.318	12:45:02.467
5	1:18.241	+0.710	12:46:20.708
6	1:17.743	+0.212	12:47:38.451
7	1:17.883	+0.352	12:48:56.334
8	1:17.531		12:50:13.865
9	1:18.342	+0.811	12:51:32.207
10	1:17.887	+0.356	12:52:50.094
11	1:18.789	+1.258	12:54:08.883
12	1:18.369	+0.838	12:55:27.252

Lap	Lap Tm	Diff	Time of Day
(28) Stephen Walker			
13	1:18.352	+0.821	12:56:45.604
1	1:24.199	+6.369	12:41:08.941
2	1:18.158	+0.328	12:42:27.099
3	1:18.111	+0.281	12:43:45.210
4	1:17.830		12:45:03.040
5	1:21.074	+3.244	12:46:24.114
6	1:18.528	+0.698	12:47:42.642
7	1:18.647	+0.817	12:49:01.289
8	1:18.365	+0.535	12:50:19.654
9	1:18.231	+0.401	12:51:37.885
10	1:18.877	+1.047	12:52:56.762
11	1:18.405	+0.575	12:54:15.167
12	1:18.260	+0.430	12:55:33.427
13	1:18.451	+0.621	12:56:51.878

Lap	Lap Tm	Diff	Time of Day
(9) Corey Alleyne			
1	1:24.097	+6.201	12:41:07.878
2	1:18.339	+0.443	12:42:26.217
3	1:17.896		12:43:44.113
4	1:18.055	+0.159	12:45:02.168
5	1:25.967	+8.071	12:46:28.135
6	1:18.899	+1.003	12:47:47.034
7	1:19.262	+1.366	12:49:06.296
8	1:18.966	+1.070	12:50:25.262
9	1:19.030	+1.134	12:51:44.292
10	1:18.980	+1.084	12:53:03.272
11	1:19.153	+1.257	12:54:22.425
12	1:19.201	+1.305	12:55:41.626
13	1:18.862	+0.966	12:57:00.488

Lap	Lap Tm	Diff	Time of Day
(29) Henry White			
1	1:25.087	+6.644	12:41:10.120
2	1:19.383	+0.940	12:42:29.503
3	1:20.784	+2.341	12:43:50.287
4	1:20.945	+2.502	12:45:11.232
5	1:20.072	+1.629	12:46:31.304
6	1:18.734	+0.291	12:47:50.038
7	1:19.021	+0.578	12:49:09.059
8	1:19.112	+0.669	12:50:28.171
9	1:18.537	+0.094	12:51:46.708
10	1:18.626	+0.183	12:53:05.334
11	1:18.641	+0.198	12:54:23.975
12	1:18.463	+0.020	12:55:42.438
13	1:18.443		12:57:00.881

Lap	Lap Tm	Diff	Time of Day
(8) Michael Mulholland			
1	1:27.028	+6.884	12:41:11.176
2	1:20.388	+0.244	12:42:31.564
3	1:20.419	+0.275	12:43:51.983
4	1:20.607	+0.463	12:45:12.590
5	1:20.144		12:46:32.734
6	1:20.206	+0.062	12:47:52.940
7	1:20.601	+0.457	12:49:13.541
8	1:20.268	+0.124	12:50:33.809
9	1:29.496	+9.352	12:52:03.305
10	1:21.395	+1.251	12:53:24.700
11	1:20.792	+0.648	12:54:45.492
12	1:21.179	+1.035	12:56:06.671
13	1:20.906	+0.762	12:57:27.577

Lap	Lap Tm	Diff	Time of Day
(49) Michael Graham			
1	1:23.553	+6.046	12:41:07.140
2	1:18.044	+0.537	12:42:25.184
3	1:17.537	+0.030	12:43:42.721
4	1:17.872	+0.365	12:45:00.593
5	1:17.921	+0.414	12:46:18.514
6	1:17.507		12:47:36.021
7	1:19.040	+1.533	12:48:55.061
8	1:17.786	+0.279	12:50:12.847
9	1:18.387	+0.880	12:51:31.234
10	1:18.616	+1.109	12:52:49.850
11	1:19.043	+1.536	12:54:08.893

Results provisional until the conclusion of judicial and technical matters

Orbits

Chief Timekeeper: D.Bradfield

Clerk of the Course:

Live timing available at timing.rhwright.co.uk

www.mylaps.com

Licensed to: R.H.Wright Timing



500MRCI Saloon/GT Race Meeting


Fiesta Zetec

Kirkistown 500 MRCI 1.512 miles

Race 2 (R10)

28/05/2022 15:40


Race (15:00 and 1 Laps)



6	411
	11
5	29
	9
4	21
	7
3	55
	5
2	97
	3
1	9
	1

POLE POSITION

28
10
8
8
11
6
76
4
49
2



Results provisional until the conclusion of judicial and technical matters

Orbits

Chief Timekeeper: D.Bradfield

Clerk of the Course:

Live timing available at timing.rhwright.co.uk

www.mylaps.com

Licensed to: R.H.Wright Timing



R.H.Wright Timing

500MRCI Saloon/GT Race Meeting

Sorted on Laps

Fiesta Zetec

Kirkistown 500 MRCI 1.512 miles

Race 2 (R10)

28/05/2022 15:40

Race (15:00 and 1 Laps) started at 15:41:08

Pos	No.	Name	Make	Laps	Total Tm	Best Tm	Best Speed	In Lap	Avg. Speed
1	76	Derek Graham	1.2 Ford Fiesta	13	16:53.423	1:16.916	70.766	7	69.822
2	55	Mark Stewart	1.2 Ford Fiesta	13	16:55.827	1:16.690	70.974	10	69.657
3	97	Neville Anderson	1.2 Ford Fiesta	13	16:57.071	1:16.777	70.894	10	69.572
4	49	Michael Graham	1.2 Ford Fiesta	13	16:57.276	1:16.585	71.072	10	69.558
5	11	Paul Stewart	1.2 Ford Fiesta	13	17:01.871	1:16.731	70.936	6	69.245
6	21	Megan Campbell	1.2 Ford Fiesta	13	17:09.844	1:17.682	70.068	3	68.709
7	9	Corey Alleyne	1.2 Ford Fiesta	13	17:14.486	1:18.183	69.619	3	68.400
8	28	Stephen Walker	1.2 Ford Fiesta	13	17:14.739	1:17.871	69.898	2	68.384
9	29	Henry White	1.2 Ford Fiesta	13	17:15.796	1:18.266	69.545	4	68.314
10	8	Michael Mulholland	1.2 Ford Fiesta	13	17:42.868	1:19.901	68.122	2	66.574

Margin of Victory

Avg. Speed

Best Lap Tm

Best Speed

Best Lap by

2.404

69.822

1:16.585

71.072

49 - Michael Graham

Results provisional until the conclusion of judicial and technical matters

Orbits

Chief Timekeeper: D.Bradfield

Clerk of the Course:

Live timing available at timing.rhwright.co.uk

www.mylaps.com

Licensed to: R.H.Wright Timing

Printed: 28/05/2022 15:59:06



500MRCI Saloon/GT Race Meeting


Fiesta Zetec

Kirkistown 500 MRCI 1.512 miles

Race 2 (R10)

28/05/2022 15:40

Race (15:00 and 1 Laps) started at 15:41:08



Lap	Lap Tm	Diff	Time of Day
(76) Derek Graham			
1	1:23.148	+6.232	15:42:34.544
2	1:17.820	+0.904	15:43:52.364
3	1:17.624	+0.708	15:45:09.988
4	1:17.576	+0.660	15:46:27.564
5	1:17.009	+0.093	15:47:44.573
6	1:17.046	+0.130	15:49:01.619
7	1:16.916		15:50:18.535
8	1:17.008	+0.092	15:51:35.543
9	1:17.148	+0.232	15:52:52.691
10	1:17.110	+0.194	15:54:09.801
11	1:17.239	+0.323	15:55:27.040
12	1:17.139	+0.223	15:56:44.179
13	1:17.702	+0.786	15:58:01.881
(55) Mark Stewart			
1	1:24.458	+7.768	15:42:36.435
2	1:17.282	+0.592	15:43:53.717
3	1:16.769	+0.079	15:45:10.486
4	1:17.430	+0.740	15:46:27.916
5	1:17.893	+1.203	15:47:45.809
6	1:16.791	+0.101	15:49:02.600
7	1:18.015	+1.325	15:50:20.615
8	1:18.037	+1.347	15:51:38.652
9	1:16.868	+0.178	15:52:55.520
10	1:16.690		15:54:12.210
11	1:17.027	+0.337	15:55:29.237
12	1:17.549	+0.859	15:56:46.786
13	1:17.499	+0.809	15:58:04.285
(97) Neville Anderson			
1	1:25.628	+8.851	15:42:37.023
2	1:17.481	+0.704	15:43:54.504
3	1:16.878	+0.101	15:45:11.382
4	1:17.264	+0.487	15:46:28.646
5	1:17.405	+0.628	15:47:46.051
6	1:16.882	+0.105	15:49:02.933
7	1:17.729	+0.952	15:50:20.662
8	1:18.328	+1.551	15:51:38.990
9	1:17.447	+0.670	15:52:56.437
10	1:16.777		15:54:13.214
11	1:16.782	+0.005	15:55:29.996
12	1:18.071	+1.294	15:56:48.067
13	1:17.462	+0.685	15:58:05.529
(49) Michael Graham			
1	1:23.463	+6.878	15:42:34.019
2	1:17.824	+1.239	15:43:51.843
3	1:17.409	+0.824	15:45:09.252
4	1:17.596	+1.011	15:46:26.848
5	1:17.402	+0.817	15:47:44.250
6	1:18.078	+1.493	15:49:02.328
7	1:18.465	+1.880	15:50:20.793
8	1:18.084	+1.499	15:51:38.877
9	1:17.202	+0.617	15:52:56.079
10	1:16.585		15:54:12.664
11	1:16.841	+0.256	15:55:29.505
12	1:18.056	+1.471	15:56:47.561
13	1:18.173	+1.588	15:58:05.734
(11) Paul Stewart			
1	1:23.220	+6.489	15:42:35.066
2	1:17.590	+0.859	15:43:52.656
3	1:17.538	+0.807	15:45:10.194
4	1:17.559	+0.828	15:46:27.753
5	1:17.840	+1.109	15:47:45.593
6	1:16.731		15:49:02.324
7	1:17.499	+0.768	15:50:19.823
8	1:17.292	+0.561	15:51:37.115
9	1:17.436	+0.705	15:52:54.551
10	1:17.551	+0.820	15:54:12.102
11	1:17.201	+0.470	15:55:29.303
12	1:23.068	+6.337	15:56:52.371

Lap	Lap Tm	Diff	Time of Day
(21) Megan Campbell			
13	1:17.958	+1.227	15:58:10.329
1	1:24.423	+6.741	15:42:37.183
2	1:18.718	+1.036	15:43:55.901
3	1:17.682		15:45:13.583
4	1:18.866	+1.184	15:46:32.449
5	1:18.482	+0.800	15:47:50.931
6	1:18.844	+1.162	15:49:09.775
7	1:17.896	+0.214	15:50:27.671
8	1:18.334	+0.652	15:51:46.005
9	1:18.462	+0.780	15:53:04.467
10	1:18.256	+0.574	15:54:22.723
11	1:18.309	+0.627	15:55:41.032
12	1:18.336	+0.654	15:56:59.368
13	1:18.934	+1.252	15:58:18.302
(9) Corey Alleyne			
1	1:25.794	+7.611	15:42:36.513
2	1:19.151	+0.968	15:43:55.664
3	1:18.183		15:45:13.847
4	1:18.838	+0.655	15:46:32.685
5	1:18.856	+0.673	15:47:51.541
6	1:19.407	+1.224	15:49:10.948
7	1:18.866	+0.683	15:50:29.814
8	1:19.407	+1.224	15:51:49.221
9	1:18.864	+0.681	15:53:08.085
10	1:18.599	+0.416	15:54:26.684
11	1:18.682	+0.499	15:55:45.366
12	1:18.683	+0.500	15:57:04.049
13	1:18.895	+0.712	15:58:22.944
(28) Stephen Walker			
1	1:25.637	+7.766	15:42:39.044
2	1:17.871		15:43:56.915
3	1:17.922	+0.051	15:45:14.837
4	1:18.893	+1.022	15:46:33.730
5	1:18.465	+0.594	15:47:52.195
6	1:19.080	+1.209	15:49:11.275
7	1:19.001	+1.130	15:50:30.276
8	1:20.492	+2.621	15:51:50.768
9	1:19.136	+1.265	15:53:09.904
10	1:18.514	+0.643	15:54:28.418
11	1:18.318	+0.447	15:55:46.736
12	1:18.054	+0.183	15:57:04.790
13	1:18.407	+0.536	15:58:23.197
(29) Henry White			
1	1:24.307	+6.041	15:42:37.661
2	1:18.792	+0.526	15:43:56.453
3	1:18.386	+0.120	15:45:14.839
4	1:18.266		15:46:33.105
5	1:18.693	+0.427	15:47:51.798
6	1:18.789	+0.523	15:49:10.587
7	1:19.223	+0.957	15:50:29.810
8	1:20.603	+2.337	15:51:50.413
9	1:18.764	+0.498	15:53:09.177
10	1:19.378	+1.112	15:54:28.555
11	1:18.765	+0.499	15:55:47.320
12	1:18.437	+0.171	15:57:05.757
13	1:18.497	+0.231	15:58:24.254
(8) Michael Mulholland			
1	1:26.568	+6.667	15:42:39.409
2	1:19.901		15:43:59.310
3	1:20.780	+0.879	15:45:20.090
4	1:20.579	+0.678	15:46:40.669
5	1:20.719	+0.818	15:48:01.388
6	1:21.275	+1.374	15:49:22.663
7	1:20.952	+1.051	15:50:43.615
8	1:21.013	+1.112	15:52:04.628
9	1:21.514	+1.613	15:53:26.142
10	1:21.303	+1.402	15:54:47.445
11	1:21.287	+1.386	15:56:08.732

Results provisional until the conclusion of judicial and technical matters

Orbits

Chief Timekeeper: D.Bradfield

Clerk of the Course:

Live timing available at timing.rhwright.co.uk

www.mylaps.com

Licensed to: R.H.Wright Timing



R.H.Wright Timing

500MRCI Saloon/GT Race Meeting

Sorted on best lap time

Formula Ford 1600

Kirkistown 500 MRCI 1.512 miles

Qualifying (Q4)

28/05/2022 10:00

Qualifying (15:00 and 1 Laps) started at 10:15:17

Pos	No.	Name	Make	Best Tm	Diff	In Lap	Best Speed	2nd Best	2nd Lap
1	28	David McCullough	Van Diemen /rF91	1:01.322		7	88.761	1:01.325	5
2	89	Brandon McCaughan	Mondiale M89S	1:01.632	0.310	9	88.315	1:01.741	8
3	18	Alan Davidson	Mondiale M89S	1:01.650	0.328	9	88.289	1:01.654	7
4	66	Trevor Delaney	Van Diemen RF02	1:02.562	1.240	6	87.002	1:02.737	7
5	8	Philip Harris	Mondiale M89T	1:03.124	1.802	6	86.227	1:03.235	7
6	33	Robert Johnston	Ray GR22	1:03.917	2.595	5	85.158	1:04.672	4
7	90	Henry Campbell	Reynard FF89	1:03.941	2.619	5	85.126	1:04.181	10
8	7	Denis Sheehan	Crossle 45F	1:07.581	6.259	3	80.541	1:09.185	2

Results provisional until the conclusion of judicial and technical matters

Orbits

Chief Timekeeper: D.Bradfield

Clerk of the Course:

Live timing available at timing.rhwright.co.uk

www.mylaps.com

Licensed to: R.H.Wright Timing



500MRCI Saloon/GT Race Meeting


Formula Ford 1600

Kirkistown 500 MRCI 1.512 miles

Qualifying (Q4)

28/05/2022 10:00

Qualifying (15:00 and 1 Laps) started at 10:15:17



Lap	Lap Tm	Diff	Time of Day
(28) David McCullough			
1	1:14.219	+12.897	10:16:40.720
2	1:11.037	+9.715	10:17:51.757
3	1:04.532	+3.210	10:18:56.289
4	1:02.201	+0.879	10:19:58.490
5	1:01.325	+0.003	10:20:59.815
6	1:01.984	+0.662	10:22:01.799
7	1:01.322		10:23:03.121
8	1:01.392	+0.070	10:24:04.513
9	1:02.416	+1.094	10:25:06.929
10	1:26.300	+24.978	10:26:33.229

(89) Brandon McCaughan			
1	1:13.242	+11.610	10:16:32.855
2	1:02.853	+1.221	10:17:35.708
3	1:02.410	+0.778	10:18:38.118
4	1:01.919	+0.287	10:19:40.037
5	1:10.707	+9.075	10:20:50.744
6	1:01.770	+0.138	10:21:52.514
7	1:07.408	+5.776	10:22:59.922
8	1:01.741	+0.109	10:24:01.663
9	1:01.632		10:25:03.295
10	1:07.238	+5.606	10:26:10.533

(18) Alan Davidson			
1	1:11.060	+9.410	10:16:40.312
2	1:02.895	+1.245	10:17:43.207
3	1:01.995	+0.345	10:18:45.202
4	1:02.484	+0.834	10:19:47.686
5	1:01.852	+0.202	10:20:49.538
6	1:08.296	+6.646	10:21:57.834
7	1:01.654	+0.004	10:22:59.488
8	1:08.104	+6.454	10:24:07.592
9	1:01.650		10:25:09.242
10	1:03.184	+1.534	10:26:12.426

(66) Trevor Delaney			
1	1:14.184	+11.622	10:16:41.559
2	1:04.378	+1.816	10:17:45.937
3	1:03.444	+0.882	10:18:49.381
4	1:03.754	+1.192	10:19:53.135
5	1:03.176	+0.614	10:20:56.311
6	1:02.562		10:21:58.873
7	1:02.737	+0.175	10:23:01.610
8	1:03.042	+0.480	10:24:04.652
9	1:03.218	+0.656	10:25:07.870
10	1:03.240	+0.678	10:26:11.110

(8) Philip Harris			
1	1:14.410	+11.286	10:16:35.530
2	1:04.752	+1.628	10:17:40.282
3	1:04.250	+1.126	10:18:44.532
4	1:03.982	+0.858	10:19:48.514
5	1:03.270	+0.146	10:20:51.784
6	1:03.124		10:21:54.908
7	1:03.235	+0.111	10:22:58.143
8	1:03.438	+0.314	10:24:01.581
9	1:03.910	+0.786	10:25:05.491
10	1:31.045	+27.921	10:26:36.536

(33) Robert Johnston			
1	1:16.287	+12.370	10:16:38.813
2	1:05.606	+1.689	10:17:44.419
3	1:04.794	+0.877	10:18:49.213
4	1:04.672	+0.755	10:19:53.885
5	1:03.917		10:20:57.802
6	1:04.894	+0.977	10:22:02.696

(90) Henry Campbell			
1	1:15.365	+11.424	10:16:39.498
2	1:06.025	+2.084	10:17:45.523
3	1:05.542	+1.601	10:18:51.065
4	1:04.654	+0.713	10:19:55.719

Lap	Lap Tm	Diff	Time of Day
5	1:03.941		10:20:59.660
6	1:04.814	+0.873	10:22:04.474
7	1:04.327	+0.386	10:23:08.801
8	1:04.263	+0.322	10:24:13.064
9	1:04.189	+0.248	10:25:17.253
10	1:04.181	+0.240	10:26:21.434
(7) Denis Sheehan			
1	1:20.036	+12.455	10:16:45.207
2	1:09.185	+1.604	10:17:54.392
3	1:07.581		10:19:01.973
4	1:11.284	+3.703	10:20:13.257

Results provisional until the conclusion of judicial and technical matters

Orbits

Chief Timekeeper: D.Bradfield

Clerk of the Course:

Live timing available at timing.rhwright.co.uk

www.mylaps.com

Licensed to: R.H.Wright Timing



500MRCI Saloon/GT Race Meeting

Formula Ford 1600

Kirkistown 500 MRCI 1.512 miles

Race 1 (R5)

28/05/2022 13:20

Race (15:00 and 1 Laps)

4	90	7
	7	8
3	8	33
	5	6
2	18	66
	3	4
1	28	89
	1	2

POLE POSITION

Results provisional until the conclusion of judicial and technical matters

Orbits

Chief Timekeeper: D.Bradfield

Clerk of the Course:

Live timing available at timing.rhwright.co.uk

www.mylaps.com

Licensed to: R.H.Wright Timing



500MRCI Saloon/GT Race Meeting

Sorted on Laps

Formula Ford 1600

Kirkistown 500 MRCI 1.512 miles

Race 1 (R5)

28/05/2022 13:20

Race (15:00 and 1 Laps) started at 13:36:14

Pos	No.	Name	Make	Laps	Total Tm	Best Tm	Best Speed	In Lap	Avg. Speed
1	28	David McCullough	Van Diemen /rF91	16	16:37.553	1:01.368	88.695	10	87.302
2	18	Alan Davidson	Mondiale M89S	16	16:46.425	1:02.071	87.690	2	86.532
3	89	Brandon McCaughan	Mondiale M89S	16	16:46.529	1:02.009	87.778	2	86.523
4	66	Trevor Delaney	Van Diemen RF02	16	16:57.916	1:02.913	86.517	9	85.556
5	8	Philip Harris	Mondiale M89T	16	17:06.522	1:03.217	86.101	11	84.838
6	90	Henry Campbell	Reynard FF89	16	17:13.242	1:03.605	85.575	3	84.286
7	33	Robert Johnston	Ray GR22	16	17:20.594	1:03.275	86.022	6	83.691
Not classified									
DNS	7	Denis Sheehan	Crossle 45F					0	

Announcements

Penalty - Car 33 +10s - Out of Position Start (Q12.14)

Margin of Victory	Avg. Speed	Best Lap Tm	Best Speed	Best Lap by
8.872	87.302	1:01.368	88.695	28 - David McCullough

Results provisional until the conclusion of judicial and technical matters

Orbits

Chief Timekeeper: D.Bradfield

Clerk of the Course:

Live timing available at timing.rhwright.co.uk

www.mylaps.com

Licensed to: R.H.Wright Timing



500MRCI Saloon/GT Race Meeting


Formula Ford 1600

Kirkistown 500 MRCI 1.512 miles

Race 1 (R5)

28/05/2022 13:20

Race (15:00 and 1 Laps) started at 13:36:14



Lap	Lap Tm	Diff	Time of Day
(28) David McCullough			
1	1:07.361	+5.993	13:37:23.824
2	1:01.837	+0.469	13:38:25.661
3	1:01.718	+0.350	13:39:27.379
4	1:01.721	+0.353	13:40:29.100
5	1:01.622	+0.254	13:41:30.722
6	1:02.117	+0.749	13:42:32.839
7	1:01.613	+0.245	13:43:34.452
8	1:01.857	+0.489	13:44:36.309
9	1:01.503	+0.135	13:45:37.812
10	1:01.368		13:46:39.180
11	1:01.672	+0.304	13:47:40.852
12	1:01.832	+0.464	13:48:42.684
13	1:02.592	+1.224	13:49:45.276
14	1:02.187	+0.819	13:50:47.463
15	1:02.385	+1.017	13:51:49.848
16	1:02.306	+0.938	13:52:52.154
(18) Alan Davidson			
1	1:06.936	+4.865	13:37:24.050
2	1:02.071		13:38:26.121
3	1:02.481	+0.410	13:39:28.602
4	1:03.038	+0.967	13:40:31.640
5	1:02.648	+0.577	13:41:34.288
6	1:02.767	+0.696	13:42:37.055
7	1:02.349	+0.278	13:43:39.404
8	1:02.428	+0.357	13:44:41.832
9	1:02.378	+0.307	13:45:44.210
10	1:02.385	+0.314	13:46:46.595
11	1:02.545	+0.474	13:47:49.140
12	1:02.274	+0.203	13:48:51.414
13	1:02.478	+0.407	13:49:53.892
14	1:02.325	+0.254	13:50:56.217
15	1:02.328	+0.257	13:51:58.545
16	1:02.481	+0.410	13:53:01.026
(89) Brandon McCaughan			
1	1:07.591	+5.582	13:37:24.193
2	1:02.009		13:38:26.202
3	1:02.313	+0.304	13:39:28.515
4	1:03.058	+1.049	13:40:31.573
5	1:02.653	+0.644	13:41:34.226
6	1:02.653	+0.644	13:42:36.879
7	1:02.382	+0.373	13:43:39.261
8	1:02.280	+0.271	13:44:41.541
9	1:02.531	+0.522	13:45:44.072
10	1:02.377	+0.368	13:46:46.449
11	1:02.396	+0.387	13:47:48.845
12	1:02.291	+0.282	13:48:51.136
13	1:02.657	+0.648	13:49:53.793
14	1:02.297	+0.288	13:50:56.090
15	1:02.314	+0.305	13:51:58.404
16	1:02.726	+0.717	13:53:01.130
(66) Trevor Delaney			
1	1:07.959	+5.046	13:37:25.252
2	1:03.243	+0.330	13:38:28.495
3	1:03.329	+0.416	13:39:31.824
4	1:03.312	+0.399	13:40:35.136
5	1:03.474	+0.561	13:41:38.610
6	1:03.077	+0.164	13:42:41.687
7	1:02.955	+0.042	13:43:44.642
8	1:03.044	+0.131	13:44:47.686
9	1:02.913		13:45:50.599
10	1:03.060	+0.147	13:46:53.659
11	1:03.150	+0.237	13:47:56.809
12	1:03.200	+0.287	13:49:00.009
13	1:02.985	+0.072	13:50:02.994
14	1:03.011	+0.098	13:51:06.005
15	1:03.282	+0.369	13:52:09.287
16	1:03.230	+0.317	13:53:12.517
(8) Philip Harris			

Lap	Lap Tm	Diff	Time of Day
1	1:08.139	+4.922	13:37:26.134
2	1:03.404	+0.187	13:38:29.538
3	1:03.806	+0.589	13:39:33.344
4	1:03.813	+0.596	13:40:37.157
5	1:03.882	+0.665	13:41:41.039
6	1:03.880	+0.663	13:42:44.919
7	1:03.788	+0.571	13:43:48.707
8	1:03.630	+0.413	13:44:52.337
9	1:03.530	+0.313	13:45:55.867
10	1:03.735	+0.518	13:46:59.602
11	1:03.217		13:48:02.819
12	1:03.639	+0.422	13:49:06.458
13	1:03.497	+0.280	13:50:09.955
14	1:03.704	+0.487	13:51:13.659
15	1:03.369	+0.152	13:52:17.028
16	1:04.095	+0.878	13:53:21.123
(90) Henry Campbell			
1	1:09.312	+5.707	13:37:27.552
2	1:04.284	+0.679	13:38:31.836
3	1:03.605		13:39:35.441
4	1:03.696	+0.091	13:40:39.137
5	1:03.947	+0.342	13:41:43.084
6	1:03.768	+0.163	13:42:46.852
7	1:04.167	+0.562	13:43:51.019
8	1:04.055	+0.450	13:44:55.074
9	1:04.066	+0.461	13:45:59.140
10	1:03.788	+0.183	13:47:02.928
11	1:04.465	+0.860	13:48:07.393
12	1:04.280	+0.675	13:49:11.673
13	1:03.934	+0.329	13:50:15.607
14	1:04.203	+0.598	13:51:19.810
15	1:04.121	+0.516	13:52:23.931
16	1:03.912	+0.307	13:53:27.843
(33) Robert Johnston			
1	1:09.416	+6.141	13:37:27.132
2	1:03.536	+0.261	13:38:30.668
3	1:03.731	+0.456	13:39:34.399
4	1:04.104	+0.829	13:40:38.503
5	1:03.532	+0.257	13:41:42.035
6	1:03.275		13:42:45.310
7	1:03.704	+0.429	13:43:49.014
8	1:03.668	+0.393	13:44:52.682
9	1:05.040	+1.765	13:45:57.722
10	1:03.995	+0.720	13:47:01.717
11	1:03.819	+0.544	13:48:05.536
12	1:03.606	+0.331	13:49:09.142
13	1:03.953	+0.678	13:50:13.095
14	1:03.808	+0.533	13:51:16.903
15	1:04.294	+1.019	13:52:21.197
16	1:03.998	+0.723	13:53:25.195

Results provisional until the conclusion of judicial and technical matters

Orbits

Chief Timekeeper: D.Bradfield

Clerk of the Course:

Live timing available at timing.rhwright.co.uk

www.mylaps.com

Licensed to: R.H.Wright Timing



500MRCI Saloon/GT Race Meeting


Formula Ford 1600

Kirkistown 500 MRCI 1.512 miles

Race 2 (R11)


28/05/2022 16:10

Race (15:00 and 1 Laps)



4	33	7
	7	8
3	8	90
	5	6
2	89	66
	3	4
1	28	18
	1	2

POLE POSITION



Results provisional until the conclusion of judicial and technical matters

Orbits

Chief Timekeeper: D.Bradfield

Clerk of the Course:

Live timing available at timing.rhwright.co.uk

www.mylaps.com

Licensed to: R.H.Wright Timing



R.H.Wright Timing

500MRCI Saloon/GT Race Meeting

Sorted on Laps

Formula Ford 1600

Kirkistown 500 MRCI 1.512 miles

Race 2 (R11)

28/05/2022 16:10

Race (15:00 and 1 Laps) started at 16:04:46

Pos	No.	Name	Make	Laps	Total Tm	Best Tm	Best Speed	In Lap	Avg. Speed
1	28	David McCullough	Van Diemen /rF91	16	16:32.482	1:01.360	88.706	7	87.748
2	18	Alan Davidson	Mondiale M89S	16	16:43.181	1:01.900	87.932	2	86.812
3	89	Brandon McCaughan	Mondiale M89S	16	16:44.648	1:02.010	87.776	4	86.685
4	66	Trevor Delaney	Van Diemen RF02	16	17:05.431	1:03.180	86.151	12	84.929
5	8	Philip Harris	Mondiale M89T	16	17:15.336	1:03.440	85.798	9	84.116
6	90	Henry Campbell	Reynard FF89	16	17:18.331	1:03.812	85.298	11	83.873
Not classified									
DNF	33	Robert Johnston	Ray GR22	10	10:56.555	1:03.634	85.536	6	82.903
DNF	7	Denis Sheehan	Crossle 45F	8	9:12.982	1:07.095	81.124	6	78.744

Announcements

Car 18 - No transponder times recorded (Q12.8.1)

Margin of Victory	Avg. Speed	Best Lap Tm	Best Speed	Best Lap by
10.699	87.748	1:01.360	88.706	28 - David McCullough

Results provisional until the conclusion of judicial and technical matters

Orbits

Chief Timekeeper: D.Bradfield

Clerk of the Course:

Live timing available at timing.rhwright.co.uk

www.mylaps.com

Licensed to: R.H.Wright Timing

Printed: 28/05/2022 16:24:20



500MRCI Saloon/GT Race Meeting


Formula Ford 1600

Kirkistown 500 MRCI 1.512 miles

Race 2 (R11)

28/05/2022 16:10

Race (15:00 and 1 Laps) started at 16:04:46



Lap	Lap Tm	Diff	Time of Day
(28) David McCullough			
1	1:06.595	+5.235	16:05:54.984
2	1:01.514	+0.154	16:06:56.498
3	1:01.541	+0.181	16:07:58.039
4	1:01.623	+0.263	16:08:59.662
5	1:01.463	+0.103	16:10:01.125
6	1:01.577	+0.217	16:11:02.702
7	1:01.360		16:12:04.062
8	1:01.739	+0.379	16:13:05.801
9	1:01.460	+0.100	16:14:07.261
10	1:01.684	+0.324	16:15:08.945
11	1:01.545	+0.185	16:16:10.490
12	1:01.571	+0.211	16:17:12.061
13	1:01.748	+0.388	16:18:13.809
14	1:01.816	+0.456	16:19:15.625
15	1:01.584	+0.224	16:20:17.209
16	1:01.766	+0.406	16:21:18.975
(18) Alan Davidson			
1	1:06.872	+4.972	16:06:55.279
2	1:01.900		16:07:57.179
3	1:01.983	+0.083	16:07:59.162
4	1:02.156	+0.256	16:09:01.318
5	1:02.117	+0.217	16:10:03.435
6	1:03.460	+1.560	16:11:06.895
7	1:02.000	+0.100	16:12:08.895
8	1:02.079	+0.179	16:13:10.974
9	1:02.542	+0.642	16:14:13.516
10	1:01.913	+0.013	16:15:15.429
11	1:02.379	+0.479	16:16:17.808
12	1:02.570	+0.670	16:17:20.378
13	1:02.563	+0.663	16:18:22.941
14	1:02.038	+0.138	16:19:24.979
15	1:02.153	+0.253	16:20:27.132
16	1:02.542	+0.642	16:21:29.674
(89) Brandon McCaughan			
1	1:06.743	+4.733	16:05:55.856
2	1:02.011	+0.001	16:06:57.867
3	1:02.025	+0.015	16:07:59.892
4	1:02.010		16:09:01.902
5	1:02.167	+0.157	16:10:04.069
6	1:02.282	+0.272	16:11:06.351
7	1:02.185	+0.175	16:12:08.536
8	1:02.437	+0.427	16:13:10.973
9	1:02.270	+0.260	16:14:13.243
10	1:02.185	+0.175	16:15:15.428
11	1:02.379	+0.369	16:16:17.807
12	1:02.570	+0.560	16:17:20.377
13	1:02.101	+0.091	16:18:22.478
14	1:02.346	+0.336	16:19:24.824
15	1:02.297	+0.287	16:20:27.121
16	1:04.020	+2.010	16:21:31.141
(66) Trevor Delaney			
1	1:08.305	+5.125	16:06:57.493
2	1:04.316	+1.136	16:07:01.809
3	1:03.623	+0.443	16:08:05.432
4	1:03.804	+0.624	16:09:09.236
5	1:03.822	+0.642	16:10:13.058
6	1:03.838	+0.658	16:11:16.896
7	1:03.376	+0.196	16:12:20.272
8	1:03.719	+0.539	16:13:23.991
9	1:03.526	+0.346	16:14:27.517
10	1:03.587	+0.407	16:15:31.104
11	1:03.241	+0.061	16:16:34.345
12	1:03.180		16:17:37.525
13	1:03.444	+0.264	16:18:40.969
14	1:03.197	+0.017	16:19:44.166
15	1:03.440	+0.260	16:20:47.606
16	1:04.318	+1.138	16:21:51.924
(8) Philp Harris			

Lap	Lap Tm	Diff	Time of Day
1	1:08.943	+5.503	16:05:59.103
2	1:04.861	+1.421	16:07:03.964
3	1:04.971	+1.531	16:08:08.935
4	1:06.001	+2.561	16:09:14.936
5	1:03.691	+0.251	16:10:18.627
6	1:03.627	+0.187	16:11:22.254
7	1:04.318	+0.878	16:12:26.572
8	1:04.552	+1.112	16:13:31.124
9	1:03.440		16:14:34.564
10	1:04.118	+0.678	16:15:38.682
11	1:03.781	+0.341	16:16:42.463
12	1:03.708	+0.268	16:17:46.171
13	1:03.540	+0.100	16:18:49.711
14	1:03.938	+0.498	16:19:53.649
15	1:04.012	+0.572	16:20:57.661
16	1:04.168	+0.728	16:22:01.829
(90) Henry Campbell			
1	1:09.489	+5.677	16:05:59.437
2	1:05.129	+1.317	16:07:04.566
3	1:05.160	+1.348	16:08:09.726
4	1:05.645	+1.833	16:09:15.371
5	1:04.569	+0.757	16:10:19.940
6	1:03.829	+0.017	16:11:23.769
7	1:04.342	+0.530	16:12:28.111
8	1:04.222	+0.410	16:13:32.333
9	1:04.231	+0.419	16:14:36.564
10	1:03.953	+0.141	16:15:40.517
11	1:03.812		16:16:44.329
12	1:03.824	+0.012	16:17:48.153
13	1:04.358	+0.546	16:18:52.511
14	1:04.111	+0.299	16:19:56.622
15	1:04.002	+0.190	16:21:00.624
16	1:04.200	+0.388	16:22:04.824
(33) Robert Johnston			
1	1:08.787	+5.153	16:05:59.408
2	1:04.848	+1.214	16:07:04.256
3	1:04.756	+1.122	16:08:09.012
4	1:05.535	+1.901	16:09:14.547
5	1:04.296	+0.662	16:10:18.843
6	1:03.634		16:11:22.477
7	1:03.849	+0.215	16:12:26.326
8	1:04.962	+1.328	16:13:31.288
9	1:04.048	+0.414	16:14:35.336
10	1:07.712	+4.078	16:15:43.048
(7) Denis Sheehan			
1	1:11.412	+4.317	16:06:02.051
2	1:08.312	+1.217	16:07:10.363
3	1:08.551	+1.456	16:08:18.914
4	1:08.273	+1.178	16:09:27.187
5	1:08.030	+0.935	16:10:35.217
6	1:07.095		16:11:42.312
7	1:07.966	+0.871	16:12:50.278
8	1:09.197	+2.102	16:13:59.475

Results provisional until the conclusion of judicial and technical matters

Orbits

Chief Timekeeper: D.Bradfield

Clerk of the Course:

Live timing available at timing.rhwright.co.uk

www.mylaps.com

Licensed to: R.H.Wright Timing



R.H.Wright Timing

500MRCI Saloon/GT Race Meeting

Sorted on best lap time

Formula Sheane

Kirkistown 500 MRCI 1.512 miles

Qualifying (Q2)

28/05/2022 09:20

Qualifying started at 9:43:02

Pos	No.	Name	Make	Best Tm	Diff	In Lap	Best Speed	2nd Best	2nd Lap
1	3	Richard Kearney	1.8 Formula Sheane	1:01.364		7	88.701	1:01.429	8
2	44	Mark Keenan	1.8 Formula Sheane	1:02.911	1.547	2	86.519	1:02.918	7
3	9	Richie Adams	1.8 Formula Sheane	1:03.354	1.990	8	85.914	1:03.887	6
4	15	Garrett McKenna	1.8 Formula Sheane	1:03.537	2.173	4	85.667	1:03.861	7
5	22	Chris Dunne	1.8 Formula Sheane	1:03.755	2.391	7	85.374	1:03.957	5
6	6	Brendan Carr	1.8 Formula Sheane	1:03.758	2.394	5	85.370	1:04.235	7
7	10	Tom Foley	1.8 Formula Sheane	1:04.929	3.565	7	83.830	1:05.181	4
8	27	Mike Dermody	1.8 Formula Sheane	1:07.950	6.586	5	80.103	1:07.978	4

Results provisional until the conclusion of judicial and technical matters

Orbits

Chief Timekeeper: D.Bradfield

Clerk of the Course:

Live timing available at timing.rhwright.co.uk

www.mylaps.com

Licensed to: R.H.Wright Timing

Printed: 28/05/2022 09:54:41



500MRCI Saloon/GT Race Meeting


Formula Sheane

Kirkistown 500 MRCI 1.512 miles

Qualifying (Q2)

28/05/2022 09:20

Qualifying started at 9:43:02



Lap	Lap Tm	Diff	Time of Day
(3) Richard Kearney			
1	1:04.113	+2.749	9:45:26.967
2	1:02.103	+0.739	9:46:29.070
3	1:02.462	+1.098	9:47:31.532
4	1:02.290	+0.926	9:48:33.822
5	1:02.091	+0.727	9:49:35.913
6	1:02.269	+0.905	9:50:38.182
7	1:01.364		9:51:39.546
8	1:01.429	+0.065	9:52:40.975
9	1:01.632	+0.268	9:53:42.607

Lap	Lap Tm	Diff	Time of Day
(44) Mark Keenan			
1	1:04.328	+1.417	9:45:14.788
2	1:02.911		9:46:17.679
3	1:03.201	+0.290	9:47:20.880
4	1:04.660	+1.749	9:48:25.540
5	1:03.268	+0.357	9:49:28.808
6	1:02.997	+0.086	9:50:31.805
7	1:02.918	+0.007	9:51:34.723
8	1:03.380	+0.469	9:52:38.103
9	1:04.077	+1.166	9:53:42.180

Lap	Lap Tm	Diff	Time of Day
(9) Richie Adams			
1	1:10.464	+7.110	9:45:37.346
2	1:05.436	+2.082	9:46:42.782
3	1:04.530	+1.176	9:47:47.312
4	1:06.367	+3.013	9:48:53.679
5	1:04.023	+0.669	9:49:57.702
6	1:03.887	+0.533	9:51:01.589
7	1:03.925	+0.571	9:52:05.514
8	1:03.354		9:53:08.868
9	1:18.785	+15.431	9:54:27.653

Lap	Lap Tm	Diff	Time of Day
(15) Garrett McKenna			
1	1:05.187	+1.650	9:45:23.721
2	1:04.538	+1.001	9:46:28.259
3	1:03.882	+0.345	9:47:32.141
4	1:03.537		9:48:35.678
5	1:04.350	+0.813	9:49:40.028
6	1:04.554	+1.017	9:50:44.582
7	1:03.861	+0.324	9:51:48.443
8	1:04.195	+0.658	9:52:52.638
9	1:05.782	+2.245	9:53:58.420

Lap	Lap Tm	Diff	Time of Day
(22) Chris Dunne			
1	1:16.415	+12.660	9:45:39.722
2	2:03.055	+59.300	9:47:42.777
3	1:11.689	+7.934	9:48:54.466
4	1:04.388	+0.633	9:49:58.854
5	1:03.957	+0.202	9:51:02.811
6	1:04.298	+0.543	9:52:07.109
7	1:03.755		9:53:10.864
8	1:07.240	+3.485	9:54:18.104

Lap	Lap Tm	Diff	Time of Day
(6) Brendan Carr			
1	1:06.833	+3.075	9:45:33.007
2	1:05.298	+1.540	9:46:38.305
3	1:04.607	+0.849	9:47:42.912
4	1:04.834	+1.076	9:48:47.746
5	1:03.758		9:49:51.504
6	1:05.116	+1.358	9:50:56.620
7	1:04.235	+0.477	9:52:00.855
8	1:05.132	+1.374	9:53:05.987
9	1:05.336	+1.578	9:54:11.323

Lap	Lap Tm	Diff	Time of Day
(10) Tom Foley			
1	1:07.648	+2.719	9:45:27.491
2	1:06.056	+1.127	9:46:33.547
3	1:05.744	+0.815	9:47:39.291
4	1:05.181	+0.252	9:48:44.472
5	1:05.361	+0.432	9:49:49.833
6	1:05.235	+0.306	9:50:55.068
7	1:04.929		9:51:59.997

Lap	Lap Tm	Diff	Time of Day
8	1:05.699	+0.770	9:53:05.696
9	1:06.869	+1.940	9:54:12.565
(27) Mike Dermody			
1	1:10.356	+2.406	9:45:41.353
2	1:11.463	+3.513	9:46:52.816
3	1:09.617	+1.667	9:48:02.433
4	1:07.978	+0.028	9:49:10.411
5	1:07.950		9:50:18.361
6	1:08.071	+0.121	9:51:26.432
7	1:08.377	+0.427	9:52:34.809
8	1:08.683	+0.733	9:53:43.492

Results provisional until the conclusion of judicial and technical matters

Orbits

Chief Timekeeper: D.Bradfield

Clerk of the Course:

Live timing available at timing.rhwright.co.uk

www.mylaps.com

Licensed to: R.H.Wright Timing



500MRCI Saloon/GT Race Meeting

Formula Sheane

Kirkistown 500 MRCI 1.512 miles

Race 1 (R2)

28/05/2022 11:30

Race (15:00 and 1 Laps)

4	10	27
	7	8
3	22	6
	5	6
2	9	15
	3	4
1	3	44
	1	2

POLE POSITION

Results provisional until the conclusion of judicial and technical matters

Orbits

Chief Timekeeper: D.Bradfield

Clerk of the Course:

Live timing available at timing.rhwright.co.uk

www.mylaps.com

Licensed to: R.H.Wright Timing



R.H.Wright Timing

500MRCI Saloon/GT Race Meeting

Sorted on Laps

Formula Sheane

Kirkistown 500 MRCI 1.512 miles

Race 1 (R2)

28/05/2022 11:30

Race (15:00 and 1 Laps) started at 11:50:28

Pos	No.	Name	Make	Laps	Total Tm	Best Tm	Best Speed	In Lap	Avg. Speed
1	3	Richard Kearney	1.8 Formula Sheane	16	16:58.340	1:02.175	87.544	3	85.520
2	10	Tom Foley	1.8 Formula Sheane	16	17:35.926	1:04.303	84.646	2	82.476
3	15	Garrett McKenna	1.8 Formula Sheane	16	17:39.089	1:03.462	85.768	2	82.229
4	9	Richie Adams	1.8 Formula Sheane	16	17:42.392	1:03.690	85.461	16	81.974
5	22	Chris Dunne	1.8 Formula Sheane	16	18:08.108	1:03.920	85.154	5	80.036
6	27	Mike Dermody	1.8 Formula Sheane	15	16:58.816	1:06.153	82.279	13	80.137
Not classified									
DNF	44	Mark Keenan	1.8 Formula Sheane	7	7:28.407	1:02.872	86.573	2	84.970
DNF	6	Brendan Carr	1.8 Formula Sheane		2.930		-	0	-

Margin of Victory	Avg. Speed	Best Lap Tm	Best Speed	Best Lap by
37.586	85.520	1:02.175	87.544	3 - Richard Kearney

Results provisional until the conclusion of judicial and technical matters

Orbits

Chief Timekeeper: D.Bradfield

Clerk of the Course:

Live timing available at timing.rhwright.co.uk

www.mylaps.com

Licensed to: R.H.Wright Timing

Printed: 28/05/2022 12:09:02



500MRCI Saloon/GT Race Meeting


Formula Sheane

Kirkistown 500 MRCI 1.512 miles

Race 1 (R2)

28/05/2022 11:30

Race (15:00 and 1 Laps) started at 11:50:28



Lap	Lap Tm	Diff	Time of Day
(3) Richard Kearney			
1	1:06.930	+4.755	11:51:36.920
2	1:02.419	+0.244	11:52:39.339
3	1:02.175		11:53:41.514
4	1:02.853	+0.678	11:54:44.367
5	1:02.507	+0.332	11:55:46.874
6	1:02.531	+0.356	11:56:49.405
7	1:02.866	+0.691	11:57:52.271
8	1:02.793	+0.618	11:58:55.064
9	1:03.380	+1.205	11:59:58.444
10	1:03.179	+1.004	12:01:01.623
11	1:04.046	+1.871	12:02:05.669
12	1:03.143	+0.968	12:03:08.812
13	1:04.459	+2.284	12:04:13.271
14	1:03.246	+1.071	12:05:16.517
15	1:03.179	+1.004	12:06:19.696
16	1:06.961	+4.786	12:07:26.657
(10) Tom Foley			
1	1:08.551	+4.248	11:51:40.397
2	1:04.303		11:52:44.700
3	1:05.715	+1.412	11:53:50.415
4	1:06.628	+2.325	11:54:57.043
5	1:06.498	+2.195	11:56:03.541
6	1:05.583	+1.280	11:57:09.124
7	1:05.872	+1.569	11:58:14.996
8	1:05.472	+1.169	11:59:20.468
9	1:05.330	+1.027	12:00:25.798
10	1:04.557	+0.254	12:01:30.355
11	1:04.739	+0.436	12:02:35.094
12	1:04.567	+0.264	12:03:39.661
13	1:06.457	+2.154	12:04:46.118
14	1:05.761	+1.458	12:05:51.879
15	1:04.976	+0.673	12:06:56.855
16	1:07.388	+3.085	12:08:04.243
(15) Garrett McKenna			
1	1:09.251	+5.789	11:51:40.101
2	1:03.462		11:52:43.563
3	1:04.335	+0.873	11:53:47.898
4	1:04.558	+1.096	11:54:52.456
5	1:04.496	+1.034	11:55:56.952
6	1:04.781	+1.319	11:57:01.733
7	1:05.067	+1.605	11:58:06.800
8	1:07.843	+4.381	11:59:14.643
9	1:08.134	+4.672	12:00:22.777
10	1:06.429	+2.967	12:01:29.206
11	1:05.203	+1.741	12:02:34.409
12	1:05.282	+1.820	12:03:39.691
13	1:06.211	+2.749	12:04:45.902
14	1:06.010	+2.548	12:05:51.912
15	1:10.562	+7.100	12:07:02.474
16	1:04.932	+1.470	12:08:07.406
(9) Richie Adams			
1	1:08.127	+4.437	11:51:39.060
2	1:03.916	+0.226	11:52:42.976
3	1:11.772	+8.082	11:53:54.748
4	1:03.806	+0.116	11:54:58.554
5	1:05.273	+1.583	11:56:03.827
6	1:07.292	+3.602	11:57:11.119
7	1:04.523	+0.833	11:58:15.642
8	1:05.200	+1.510	11:59:20.842
9	1:06.403	+2.713	12:00:27.245
10	1:04.216	+0.526	12:01:31.461
11	1:04.955	+1.265	12:02:36.416
12	1:07.736	+4.046	12:03:44.152
13	1:03.922	+0.232	12:04:48.074
14	1:07.045	+3.355	12:05:55.119
15	1:11.900	+8.210	12:07:07.019
16	1:03.690		12:08:10.709
(22) Chris Dunne			

Lap	Lap Tm	Diff	Time of Day
1	1:08.129	+4.209	11:51:39.276
2	1:13.260	+9.340	11:52:52.536
3	1:05.366	+1.446	11:53:57.902
4	1:04.016	+0.096	11:55:01.918
5	1:03.920		11:56:05.838
6	1:05.187	+1.267	11:57:11.025
7	1:05.588	+1.668	11:58:16.613
8	1:05.243	+1.323	11:59:21.856
9	1:04.930	+1.010	12:00:26.786
10	1:04.165	+0.245	12:01:30.951
11	1:04.493	+0.573	12:02:35.444
12	1:10.026	+6.106	12:03:45.470
13	1:12.538	+8.618	12:04:58.008
14	1:12.852	+8.932	12:06:10.860
15	1:14.514	+10.594	12:07:25.374
16	1:11.051	+7.131	12:08:36.425
(27) Mike Dermody			
1	1:13.217	+7.064	11:51:44.982
2	1:07.975	+1.822	11:52:52.957
3	1:07.244	+1.091	11:54:00.201
4	1:06.815	+0.662	11:55:07.016
5	1:06.718	+0.565	11:56:13.734
6	1:07.377	+1.224	11:57:21.111
7	1:06.857	+0.704	11:58:27.968
8	1:06.212	+0.059	11:59:34.180
9	1:06.254	+0.101	12:00:40.434
10	1:13.352	+7.199	12:01:53.786
11	1:06.475	+0.322	12:03:00.261
12	1:06.220	+0.067	12:04:06.481
13	1:06.153		12:05:12.634
14	1:06.666	+0.513	12:06:19.300
15	1:07.833	+1.680	12:07:27.133
(44) Mark Keenan			
1	1:07.666	+4.794	11:51:37.740
2	1:02.872		11:52:40.612
3	1:03.148	+0.276	11:53:43.760
4	1:03.259	+0.387	11:54:47.019
5	1:03.009	+0.137	11:55:50.028
6	1:03.595	+0.723	11:56:53.623
7	1:03.101	+0.229	11:57:56.724

Results provisional until the conclusion of judicial and technical matters

Orbits

Chief Timekeeper: D.Bradfield

Clerk of the Course:

Live timing available at timing.rhwright.co.uk

www.mylaps.com

Licensed to: R.H.Wright Timing



500MRCI Saloon/GT Race Meeting

Formula Sheane

Kirkistown 500 MRCI 1.512 miles

Race 2 (R9)

28/05/2022 15:10

Race (15:00 and 1 Laps)

4	10	27
	7	8
3	22	6
	5	6
2	15	9
	3	4
1	3	44
	1	2

POLE POSITION

Results provisional until the conclusion of judicial and technical matters

Orbits

Chief Timekeeper: D.Bradfield

Clerk of the Course:

Live timing available at timing.rhwright.co.uk

www.mylaps.com

Licensed to: R.H.Wright Timing



500MRCI Saloon/GT Race Meeting

Sorted on Laps

Formula Sheane

Kirkistown 500 MRCI 1.512 miles

Race 2 (R9)

28/05/2022 15:10

Race (15:00 and 1 Laps) started at 15:14:14

Pos	No.	Name	Make	Laps	Total Tm	Best Tm	Best Speed	In Lap	Avg. Speed
1	3	Richard Kearney	1.8 Formula Sheane	16	16:59.158	1:02.085	87.670	4	85.451
2	44	Mark Keenan	1.8 Formula Sheane	16	17:00.058	1:03.086	86.279	4	85.376
3	22	Chris Dunne	1.8 Formula Sheane	16	17:25.801	1:04.317	84.628	2	83.274
4	9	Richie Adams	1.8 Formula Sheane	16	17:37.613	1:04.194	84.790	10	82.344
5	15	Garrett McKenna	1.8 Formula Sheane	16	17:41.983	1:04.678	84.156	5	82.005
6	27	Mike Dermody	1.8 Formula Sheane	16	17:55.928	1:06.062	82.393	11	80.943
7	10	Tom Foley	1.8 Formula Sheane	16	18:08.281	1:05.460	83.150	8	80.024
Not classified									
DNS	6	Brendan Carr	1.8 Formula Sheane					0	

Margin of Victory

Avg. Speed

Best Lap Tm

Best Speed

Best Lap by

0.900

85.451

1:02.085

87.670

3 - Richard Kearney

Results provisional until the conclusion of judicial and technical matters

Orbits

Chief Timekeeper: D.Bradfield

Clerk of the Course:

Live timing available at timing.rhwright.co.uk

www.mylaps.com

Licensed to: R.H.Wright Timing



500MRCI Saloon/GT Race Meeting


Formula Sheane

Kirkistown 500 MRCI 1.512 miles

Race 2 (R9)

28/05/2022 15:10

Race (15:00 and 1 Laps) started at 15:14:14



Lap	Lap Tm	Diff	Time of Day
(3) Richard Kearney			
1	1:06.759	+4.674	15:15:22.861
2	1:02.209	+0.124	15:16:25.070
3	1:02.806	+0.721	15:17:27.876
4	1:02.085		15:18:29.961
5	1:02.499	+0.414	15:19:32.460
6	1:02.465	+0.380	15:20:34.925
7	1:02.627	+0.542	15:21:37.552
8	1:02.739	+0.654	15:22:40.291
9	1:02.772	+0.687	15:23:43.063
10	1:02.777	+0.692	15:24:45.840
11	1:02.734	+0.649	15:25:48.574
12	1:02.689	+0.604	15:26:51.263
13	1:02.694	+0.609	15:27:53.957
14	1:02.319	+0.234	15:28:56.276
15	1:04.997	+2.912	15:30:01.273
16	1:12.348	+10.263	15:31:13.621
(44) Mark Keenan			
1	1:07.402	+4.316	15:15:23.700
2	1:03.320	+0.234	15:16:27.020
3	1:03.136	+0.050	15:17:30.156
4	1:03.086		15:18:33.242
5	1:03.575	+0.489	15:19:36.817
6	1:03.268	+0.182	15:20:40.085
7	1:03.308	+0.222	15:21:43.393
8	1:03.581	+0.495	15:22:46.974
9	1:03.472	+0.386	15:23:50.446
10	1:03.171	+0.085	15:24:53.617
11	1:03.312	+0.226	15:25:56.929
12	1:03.309	+0.223	15:27:00.238
13	1:03.648	+0.562	15:28:03.886
14	1:03.677	+0.591	15:29:07.563
15	1:03.691	+0.605	15:30:11.254
16	1:03.267	+0.181	15:31:14.521
(22) Chris Dunne			
1	1:08.745	+4.428	15:15:26.101
2	1:04.317		15:16:30.418
3	1:05.619	+1.302	15:17:36.037
4	1:05.501	+1.184	15:18:41.538
5	1:04.921	+0.604	15:19:46.459
6	1:04.739	+0.422	15:20:51.198
7	1:04.408	+0.091	15:21:55.606
8	1:04.594	+0.277	15:23:00.200
9	1:05.099	+0.782	15:24:05.299
10	1:05.088	+0.771	15:25:10.387
11	1:04.834	+0.517	15:26:15.221
12	1:05.034	+0.717	15:27:20.255
13	1:05.347	+1.030	15:28:25.602
14	1:04.876	+0.559	15:29:30.478
15	1:04.765	+0.448	15:30:35.243
16	1:05.021	+0.704	15:31:40.264
(9) Richie Adams			
1	1:08.300	+4.106	15:15:25.132
2	1:05.096	+0.902	15:16:30.228
3	1:09.497	+5.303	15:17:39.725
4	1:04.211	+0.017	15:18:43.936
5	1:04.373	+0.179	15:19:48.309
6	1:10.082	+5.888	15:20:58.391
7	1:04.217	+0.023	15:22:02.608
8	1:04.957	+0.763	15:23:07.565
9	1:05.082	+0.888	15:24:12.647
10	1:04.194		15:25:16.841
11	1:05.085	+0.891	15:26:21.926
12	1:10.911	+6.717	15:27:32.837
13	1:04.962	+0.768	15:28:37.799
14	1:04.294	+0.100	15:29:42.093
15	1:04.846	+0.652	15:30:46.939
16	1:05.137	+0.943	15:31:52.076
(15) Garrett McKenna			

Lap	Lap Tm	Diff	Time of Day
1	1:10.112	+5.434	15:15:27.148
2	1:04.681	+0.003	15:16:31.829
3	1:05.754	+1.076	15:17:37.583
4	1:05.659	+0.981	15:18:43.242
5	1:04.678		15:19:47.920
6	1:05.373	+0.695	15:20:53.293
7	1:05.460	+0.782	15:21:58.753
8	1:05.649	+0.971	15:23:04.402
9	1:05.657	+0.979	15:24:10.059
10	1:05.829	+1.151	15:25:15.888
11	1:05.884	+1.206	15:26:21.772
12	1:06.589	+1.911	15:27:28.361
13	1:07.726	+3.048	15:28:36.087
14	1:06.151	+1.473	15:29:42.238
15	1:06.331	+1.653	15:30:48.569
16	1:07.877	+3.199	15:31:56.446
(27) Mike Dermody			
1	1:10.657	+4.595	15:15:28.655
2	1:07.109	+1.047	15:16:35.764
3	1:07.508	+1.446	15:17:43.272
4	1:07.056	+0.994	15:18:50.328
5	1:07.001	+0.939	15:19:57.329
6	1:06.503	+0.441	15:21:03.832
7	1:06.420	+0.358	15:22:10.252
8	1:06.452	+0.390	15:23:16.704
9	1:06.230	+0.168	15:24:22.934
10	1:06.593	+0.531	15:25:29.527
11	1:06.062		15:26:35.589
12	1:07.476	+1.414	15:27:43.065
13	1:06.669	+0.607	15:28:49.734
14	1:07.254	+1.192	15:29:56.988
15	1:06.850	+0.788	15:31:03.838
16	1:06.553	+0.491	15:32:10.391
(10) Tom Foley			
1	1:10.266	+4.806	15:15:28.246
2	1:06.476	+1.016	15:16:34.722
3	1:06.362	+0.902	15:17:41.084
4	1:05.939	+0.479	15:18:47.023
5	1:05.872	+0.412	15:19:52.895
6	1:06.174	+0.714	15:20:59.069
7	1:05.536	+0.076	15:22:04.605
8	1:05.460		15:23:10.065
9	1:05.884	+0.424	15:24:15.949
10	1:05.862	+0.402	15:25:21.811
11	1:05.807	+0.347	15:26:27.618
12	1:06.034	+0.574	15:27:33.652
13	1:08.949	+3.489	15:28:42.601
14	1:08.946	+3.486	15:29:51.547
15	1:13.861	+8.401	15:31:05.408
16	1:17.336	+11.876	15:32:22.744

Results provisional until the conclusion of judicial and technical matters

Orbits

Chief Timekeeper: D.Bradfield

Clerk of the Course:

Live timing available at timing.rhwright.co.uk

www.mylaps.com

Licensed to: R.H.Wright Timing



500MRCI Saloon/GT Race Meeting

Sorted on best lap time

Roadsports

Kirkistown 500 MRCI 1.512 miles

Qualifying (Q5)

28/05/2022 10:20

Qualifying started at 10:30:23

Pos	No.	Name	Make	Best Tm	Diff	In Lap	Best Speed	2nd Best	2nd Lap
1	93	Steven Larkham	1.3 Radical PR06	58.178		5	93.558	58.322	6
2	20	Jim Larkham	1.3 Radical PR06	58.218	0.040	5	93.494	1:00.906	4
3	9	John Stewart	1.3 Radical PR06	1:00.207	2.029	5	90.405	1:00.404	4
4	56	John Benson	2.0 Crossle 37S	1:01.311	3.133	9	88.777	1:01.640	8
5	31	Arnie Black	1.8 Mermik 1	1:02.348	4.170	4	87.301	1:02.822	5
6	19	Mike Ward	1.3 Radical PR06	1:03.171	4.993	4	86.163	1:03.257	1
7	1	Billy Crosbie	2.0 Crossle 95	1:07.359	9.181	3	80.806	1:07.619	4
Not classified									
DNS	37	Ivor Greenwood	1.3 Radical Prosport			0	-		0

Announcements

Car 19 - No transponder times recorded (Q12.8.1)

Results provisional until the conclusion of judicial and technical matters

Orbits

Chief Timekeeper: D.Bradfield

Clerk of the Course:

Live timing available at timing.rhwright.co.uk

www.mylaps.com

Licensed to: R.H.Wright Timing



500MRCI Saloon/GT Race Meeting

Roadsports

Kirkistown 500 MRCI 1.512 miles

Qualifying (Q5)

28/05/2022 10:20

Qualifying started at 10:30:23

Lap	Lap Tm	Diff	Time of Day
(93) Steven Larkham			
1	1:11.616	+13.438	10:31:45.107
2	1:06.463	+8.285	10:32:51.570
3	1:01.778	+3.600	10:33:53.348
4	58.815	+0.637	10:34:52.163
5	58.173		10:35:50.341
6	58.322	+0.144	10:36:48.663
7	58.815	+0.637	10:37:47.478
8	1:00.137	+1.959	10:38:47.615
9	59.885	+1.707	10:39:47.500
10	59.339	+1.161	10:40:46.839
(20) Jim Larkham			
1	1:08.812	+10.594	10:31:47.071
2	1:03.487	+5.269	10:32:50.558
3	1:01.355	+3.137	10:33:51.913
4	1:00.906	+2.688	10:34:52.819
5	58.218		10:35:51.037
(9) John Stewart			
1	1:15.774	+15.567	10:31:40.847
2	1:02.913	+2.706	10:32:43.760
3	1:01.281	+1.074	10:33:45.041
4	1:00.404	+0.197	10:34:45.445
5	1:00.207		10:35:45.652
6	1:00.575	+0.368	10:36:46.227
7	1:00.532	+0.325	10:37:46.759
8	1:00.523	+0.316	10:38:47.282
9	1:03.681	+3.474	10:39:50.963
10	1:06.993	+6.786	10:40:57.956
(56) John Benson			
1	1:17.661	+16.350	10:31:47.112
2	1:05.224	+3.913	10:32:52.336
3	1:03.044	+1.733	10:33:55.380
4	1:02.861	+1.550	10:34:58.241
5	1:03.091	+1.780	10:36:01.332
6	1:02.866	+1.555	10:37:04.198
7	1:02.050	+0.739	10:38:06.248
8	1:01.640	+0.329	10:39:07.888
9	1:01.311		10:40:09.199
(31) Arnie Black			
1	1:17.121	+14.773	10:31:48.132
2	1:04.952	+2.604	10:32:53.084
3	1:03.298	+0.950	10:33:56.382
4	1:02.348		10:34:58.730
5	1:02.822	+0.474	10:36:01.552
6	1:03.381	+1.033	10:37:04.933
7	1:04.016	+1.668	10:38:08.949
(19) Mike Ward			
1	1:03.257	+0.086	10:36:01.009
2	1:06.277	+3.106	10:37:07.286
3	1:05.378	+2.207	10:38:12.664
4	1:03.171		10:39:15.835
(1) Billy Crosbie			
1	1:15.734	+8.375	10:31:50.704
2	1:07.961	+0.602	10:32:58.665
3	1:07.359		10:34:06.024
4	1:07.619	+0.260	10:35:13.643
5	1:08.407	+1.048	10:36:22.050
6	1:10.887	+3.528	10:37:32.937
7	1:09.097	+1.738	10:38:42.034
8	1:10.035	+2.676	10:39:52.069
9	1:07.843	+0.484	10:40:59.912

Lap	Lap Tm	Diff	Time of Day
-----	--------	------	-------------

Lap	Lap Tm	Diff	Time of Day
-----	--------	------	-------------

Results provisional until the conclusion of judicial and technical matters

Orbits

Chief Timekeeper: D.Bradfield

Clerk of the Course:

Live timing available at timing.rhwright.co.uk

www.mylaps.com

Licensed to: R.H.Wright Timing



500MRCI Saloon/GT Race Meeting


Roadsports

Kirkistown 500 MRCI 1.512 miles

Race 1 (R6)

28/05/2022 13:50

Race (15:00 and 1 Laps)



4	1
	7
3	31
	5
2	9
	3
1	93
	1

POLE POSITION

37
8
19
6
56
4
20
2



Results provisional until the conclusion of judicial and technical matters

Orbits

Chief Timekeeper: D.Bradfield

Clerk of the Course:

Live timing available at timing.rhwright.co.uk

www.mylaps.com

Licensed to: R.H.Wright Timing



500MRCI Saloon/GT Race Meeting

Sorted on Laps

Roadsports

Kirkistown 500 MRCI 1.512 miles

Race 1 (R6)

28/05/2022 13:50

Race (15:00 and 1 Laps) started at 14:00:31

Pos	No.	Name	Make	Laps	Total Tm	Best Tm	Best Speed	In Lap	Avg. Speed
1	93	Steven Larkham	1.3 Radical PR06	17	17:00.291	58.345	93.290	7	90.691
2	20	Jim Larkham	1.3 Radical PR06	17	17:08.499	58.656	92.796	9	89.967
3	9	John Stewart	1.3 Radical PR06	17	17:47.370	1:00.497	89.972	2	86.691
4	56	John Benson	2.0 Crossle 37S	17	17:48.277	1:01.729	88.176	14	86.617
5	19	Mike Ward	1.3 Radical PR06	16	17:35.825	1:02.876	86.568	3	82.484
Not classified									
DNF	31	Arnie Black	1.8 Mermik 1	15	15:47.783	1:01.493	88.514	9	86.143
DNF	1	Billy Crosbie	2.0 Crossle 95	6	6:56.875	1:07.160	81.046	3	78.340

Announcements

New Track Record (58.345) for Roadsports C by Steven Larkham.

Margin of Victory	Avg. Speed	Best Lap Tm	Best Speed	Best Lap by
8.208	90.691	58.345	93.290	93 - Steven Larkham

Results provisional until the conclusion of judicial and technical matters

Orbits

Chief Timekeeper: D.Bradfield

Clerk of the Course:

Live timing available at timing.rhwright.co.uk

www.mylaps.com

Licensed to: R.H.Wright Timing



500MRCI Saloon/GT Race Meeting


Roadsports

Kirkistown 500 MRCI 1.512 miles

Race 1 (R6)

28/05/2022 13:50

Race (15:00 and 1 Laps) started at 14:00:31



Lap	Lap Tm	Diff	Time of Day
(93) Steven Larkham			
1	1:04.524	+6.179	14:01:38.840
2	1:00.078	+1.733	14:02:38.918
3	1:00.426	+2.081	14:03:39.344
4	59.579	+1.234	14:04:38.923
5	1:00.154	+1.809	14:05:39.077
6	58.904	+0.559	14:06:37.981
7	58.345		14:07:36.326
8	59.475	+1.130	14:08:35.801
9	58.762	+0.417	14:09:34.563
10	58.681	+0.336	14:10:33.244
11	59.033	+0.688	14:11:32.277
12	59.394	+1.049	14:12:31.671
13	59.346	+1.001	14:13:31.017
14	59.852	+1.507	14:14:30.869
15	59.483	+1.138	14:15:30.352
16	1:00.577	+2.232	14:16:30.929
17	1:01.112	+2.767	14:17:32.041

Lap	Lap Tm	Diff	Time of Day
(20) Jim Larkham			
1	1:04.266	+5.610	14:01:38.203
2	1:00.393	+1.737	14:02:38.596
3	1:00.038	+1.382	14:03:38.634
4	1:00.048	+1.392	14:04:38.682
5	1:00.636	+1.980	14:05:39.318
6	1:00.090	+1.434	14:06:39.408
7	58.785	+0.129	14:07:38.193
8	58.687	+0.031	14:08:36.880
9	58.656		14:09:35.536
10	59.394	+0.738	14:10:34.930
11	59.106	+0.450	14:11:34.036
12	1:00.315	+1.659	14:12:34.351
13	59.345	+0.689	14:13:33.696
14	1:00.616	+1.960	14:14:34.312
15	1:00.687	+2.031	14:15:34.999
16	1:01.747	+3.091	14:16:36.746
17	1:03.503	+4.847	14:17:40.249

Lap	Lap Tm	Diff	Time of Day
(9) John Stewart			
1	1:06.094	+5.597	14:01:41.235
2	1:00.497		14:02:41.732
3	1:02.523	+2.026	14:03:44.255
4	1:01.444	+0.947	14:04:45.699
5	1:01.423	+0.926	14:05:47.122
6	1:03.890	+3.393	14:06:51.012
7	1:03.969	+3.472	14:07:54.981
8	1:02.067	+1.570	14:08:57.048
9	1:00.954	+0.457	14:09:58.002
10	1:02.444	+1.947	14:11:00.446
11	1:03.535	+3.038	14:12:03.981
12	1:02.753	+2.256	14:13:06.734
13	1:01.717	+1.220	14:14:08.451
14	1:02.463	+1.966	14:15:10.914
15	1:01.991	+1.494	14:16:12.905
16	1:02.345	+1.848	14:17:15.250
17	1:03.870	+3.373	14:18:19.120

Lap	Lap Tm	Diff	Time of Day
(56) John Benson			
1	1:08.062	+6.333	14:01:42.517
2	1:02.012	+0.283	14:02:44.529
3	1:02.367	+0.638	14:03:46.896
4	1:01.941	+0.212	14:04:48.837
5	1:02.077	+0.348	14:05:50.914
6	1:02.587	+0.858	14:06:53.501
7	1:02.324	+0.595	14:07:55.825
8	1:02.388	+0.659	14:08:58.213
9	1:02.171	+0.442	14:10:00.384
10	1:02.632	+0.903	14:11:03.016
11	1:02.707	+0.978	14:12:05.723
12	1:02.026	+0.297	14:13:07.749
13	1:02.166	+0.437	14:14:09.915
14	1:01.729		14:15:11.644
15	1:02.493	+0.764	14:16:14.137

Lap	Lap Tm	Diff	Time of Day
16	1:02.372	+0.643	14:17:16.509
17	1:03.518	+1.789	14:18:20.027

Lap	Lap Tm	Diff	Time of Day
(19) Mike Ward			
1	1:09.860	+6.984	14:01:47.410
2	1:03.698	+0.822	14:02:51.108
3	1:02.876		14:03:53.984
4	1:02.888	+0.012	14:04:56.872
5	1:03.449	+0.573	14:06:00.321
6	1:03.288	+0.412	14:07:03.609
7	1:03.210	+0.334	14:08:06.819
8	1:03.718	+0.842	14:09:10.537
9	1:03.797	+0.921	14:10:14.334
10	1:06.103	+3.227	14:11:20.437
11	1:06.514	+3.638	14:12:26.951
12	1:04.055	+1.179	14:13:31.006
13	1:06.584	+3.708	14:14:37.590
14	1:10.119	+7.243	14:15:47.709
15	1:12.681	+9.805	14:17:00.390
16	1:07.185	+4.309	14:18:07.575

Lap	Lap Tm	Diff	Time of Day
(31) Arnie Black			
1	1:07.532	+6.039	14:01:46.042
2	1:03.106	+1.613	14:02:49.148
3	1:03.243	+1.750	14:03:52.391
4	1:02.530	+1.037	14:04:54.921
5	1:01.846	+0.353	14:05:56.767
6	1:01.671	+0.178	14:06:58.438
7	1:01.850	+0.357	14:08:00.288
8	1:01.815	+0.322	14:09:02.103
9	1:01.493		14:10:03.596
10	1:01.860	+0.367	14:11:05.456
11	1:02.131	+0.638	14:12:07.587
12	1:05.868	+4.375	14:13:13.455
13	1:02.150	+0.657	14:14:15.605
14	1:01.738	+0.245	14:15:17.343
15	1:02.190	+0.697	14:16:19.533

Lap	Lap Tm	Diff	Time of Day
(1) Billy Crosbie			
1	1:10.293	+3.133	14:01:46.181
2	1:08.320	+1.160	14:02:54.501
3	1:07.160		14:04:01.661
4	1:07.655	+0.495	14:05:09.316
5	1:07.629	+0.469	14:06:16.945
6	1:11.680	+4.520	14:07:28.625

Results provisional until the conclusion of judicial and technical matters

Orbits

Chief Timekeeper: D.Bradfield

Clerk of the Course:

Live timing available at timing.rhwright.co.uk

www.mylaps.com

Licensed to: R.H.Wright Timing



500MRCI Saloon/GT Race Meeting

Roadsports

Kirkistown 500 MRCI 1.512 miles

Race 2 (R13)

28/05/2022 17:00

Race (15:00 and 1 Laps)

4	1	37
	7	8
3	31	19
	5	6
2	20	56
	3	4
1	93	9
	1	2

POLE POSITION

Results provisional until the conclusion of judicial and technical matters

Orbits

Chief Timekeeper: D.Bradfield

Clerk of the Course:

Live timing available at timing.rhwright.co.uk

www.mylaps.com

Licensed to: R.H.Wright Timing



R.H.Wright Timing

500MRCI Saloon/GT Race Meeting

Sorted on Laps

Roadsports

Kirkistown 500 MRCI 1.512 miles

Race 2 (R13)

28/05/2022 17:00

Race (15:00 and 1 Laps) started at 16:49:12

Pos	No.	Name	Make	Laps	Total Tm	Best Tm	Best Speed	In Lap	Avg. Speed
1	93	Steven Larkham	1.3 Radical PR06	10	13:37.400	59.452	91.553	5	66.589
2	20	Jim Larkham	1.3 Radical PR06	10	13:38.793	59.741	91.110	2	66.476
3	56	John Benson	2.0 Crossle 37S	10	13:39.938	1:02.656	86.871	4	66.383
4	19	Mike Ward	1.3 Radical PR06	10	13:40.652	1:04.559	84.311	2	66.326
Not classified									
DNF	9	John Stewart	1.3 Radical PR06	5	5:13.666	1:00.931	89.331	2	86.765
DNS	31	Arnie Black	1.8 Mermik 1				-	0	-
DNS	1	Billy Crosbie	2.0 Crossle 95				-	0	-
DNS	37	Ivor Greenwood	1.3 Radical Prosport				-	0	-

Announcements

Race finished under Safety Car conditions

Margin of Victory	Avg. Speed	Best Lap Tm	Best Speed	Best Lap by
1.393	66.589	59.452	91.553	93 - Steven Larkham

Results provisional until the conclusion of judicial and technical matters

Orbits

Chief Timekeeper: D.Bradfield

Clerk of the Course:

Live timing available at timing.rhwright.co.uk

www.mylaps.com

Licensed to: R.H.Wright Timing

Printed: 28/05/2022 17:04:45



500MRCI Saloon/GT Race Meeting

Roadsports

Kirkistown 500 MRCI 1.512 miles

Race 2 (R13)

28/05/2022 17:00

Race (15:00 and 1 Laps) started at 16:49:12

Lap	Lap Tm	Diff	Time of Day	Lap	Lap Tm	Diff	Time of Day	Lap	Lap Tm	Diff	Time of Day
(93) Steven Larkham											
1	1:05.195	+5.743	16:50:20.495								
2	59.637	+0.185	16:51:20.132								
3	59.553	+0.101	16:52:19.685								
4	59.803	+0.351	16:53:19.488								
5	59.452		16:54:18.940								
6	1:00.150	+0.698	16:55:19.090								
7	1:02.343	+2.891	16:56:21.433								
8	1:59.386	+59.934	16:58:20.819								
9	2:16.921	+1:17.469	17:00:37.740								
10	2:12.230	+1:12.778	17:02:49.970								
(20) Jim Larkham											
1	1:10.401	+10.660	16:50:25.918								
2	59.741		16:51:25.659								
3	1:00.394	+0.653	16:52:26.053								
4	1:00.356	+0.615	16:53:26.409								
5	1:00.019	+0.278	16:54:26.428								
6	1:02.641	+2.900	16:55:29.069								
7	1:01.775	+2.034	16:56:30.844								
8	1:51.185	+51.444	16:58:22.029								
9	2:17.179	+1:17.438	17:00:39.208								
10	2:12.155	+1:12.414	17:02:51.363								
(56) John Benson											
1	1:07.908	+5.252	16:50:23.261								
2	1:04.645	+1.989	16:51:27.906								
3	1:03.307	+0.651	16:52:31.213								
4	1:02.656		16:53:33.869								
5	1:02.803	+0.147	16:54:36.672								
6	1:03.250	+0.594	16:55:39.922								
7	1:04.606	+1.950	16:56:44.528								
8	1:38.500	+35.844	16:58:23.028								
9	2:17.035	+1:14.379	17:00:40.063								
10	2:12.445	+1:09.789	17:02:52.508								
(19) Mike Ward											
1	1:09.417	+4.858	16:50:26.099								
2	1:04.559		16:51:30.658								
3	1:05.084	+0.525	16:52:35.742								
4	1:04.679	+0.120	16:53:40.421								
5	1:05.286	+0.727	16:54:45.707								
6	1:04.972	+0.413	16:55:50.679								
7	1:26.686	+22.127	16:57:17.365								
8	1:41.719	+37.160	16:58:59.084								
9	1:42.731	+38.172	17:00:41.815								
10	2:11.407	+1:06.848	17:02:53.222								
(9) John Stewart											
1	1:06.373	+5.442	16:50:21.028								
2	1:00.931		16:51:21.959								
3	1:01.105	+0.174	16:52:23.064								
4	1:01.863	+0.932	16:53:24.927								
5	1:01.309	+0.378	16:54:26.236								

Results provisional until the conclusion of judicial and technical matters

Orbits

Chief Timekeeper: D.Bradfield

Clerk of the Course:

Live timing available at timing.rhwright.co.uk

www.mylaps.com

Licensed to: R.H.Wright Timing



500MRCI Saloon/GT Race Meeting

Sorted on best lap time

Saloons/GT/Mazda/Supercars

Kirkistown 500 MRCI 1.512 miles

Qualifying (Q1)

28/05/2022 09:00

Qualifying started at 9:20:35

Pos	No.	Name	Make	Best Tm	Diff	In Lap	Best Speed	2nd Best	2nd Lap
Libre Saloons									
1	63	Peter Baxter	2.0 SEAT Leon	1:01.605		7	88.354	1:01.733	5
2	212	Gareth Blaine	3.0 BMW 330i	1:07.014	5.409	8	81.222	1:07.016	7
3	33	Donal Neill	1.8t SEAT Cupra	1:08.305	6.700	6	79.687	1:09.489	5
4	2	Greer Wray	3.0 BMW 330i	1:09.260	7.655	7	78.588	1:10.484	6
5	31	Keith Wray	3.0 BMW 330i	1:12.437	10.832	5	75.141	1:12.780	6
6	59	Ralph Jess	3.2 BMW M3	1:20.984	19.379	2	67.211	1:22.733	4
Not classified									
DNS	15	Michael Clune	2.5t Nissan Skyline			0	-		0
Mazda MX5									
1	22	David Cousins	1.8 Mazda MX5	1:10.136		6	77.607	1:10.692	5
2	14	Francis Allen	1.8 Mazda MX5	1:10.272	0.136	7	77.456	1:10.399	5
3	173	Gavin Kilkey	1.8 Mazda MX5	1:10.758	0.622	5	76.924	1:10.971	7
4	41	Damian Moran	1.8 Mazda MX5	1:11.921	1.785	6	75.681	1:12.142	5
5	42	Jim Kennedy	1.8 Mazda MX5	1:14.765	4.629	4	72.802	1:15.487	5
Not classified									
DNS	999	Gregory Radcliffe	1.8 Mazda MX5			0	-		0
Supercars									
1	142	Paul Parr	2.0 SHP Supercar	1:03.046		5	86.334	1:03.056	6
2	122	Charlie Linnane	2.0 SHP Supercar	1:04.152	1.106	2	84.846	1:04.378	5
3	25	Paul McAlinden	2.0 SHP Supercar	1:08.140	5.094	7	79.880	1:08.344	6
4	985	Aaron Brunton	2.0 SHP Supercar	1:08.249	5.203	6	79.752	1:09.680	7
5	317	Gary Grattan	2.0 SHP Supercar	1:08.769	5.723	6	79.149	1:09.225	7
6	333	John Newport	2.0 SHP Supercar	1:09.083	6.037	4	78.790	1:10.164	5
7	67	Jonathan Mills	1.1 Renault Clio			0	-		0

Announcements

Car 67 - No transponder times recorded (Q12.8.1)

Results provisional until the conclusion of judicial and technical matters

Orbits

Chief Timekeeper: D.Bradfield

Clerk of the Course:

Live timing available at timing.rhwright.co.uk

www.mylaps.com

Licensed to: R.H.Wright Timing



500MRCI Saloon/GT Race Meeting


Saloons/GT/Mazda/Supercars

Kirkistown 500 MRCI 1.512 miles

Qualifying (Q1)

28/05/2022 09:00

Qualifying started at 9:20:35



Lap	Lap Tm	Diff	Time of Day
(63) Peter Baxter			
1	1:07.130	+5.525	9:23:18.423
2	1:03.312	+1.707	9:24:21.735
3	1:04.552	+2.947	9:25:26.287
4	8:54.908	+7:53.303	9:35:49.036
5	1:01.733	+0.128	9:36:50.769
6	1:14.217	+12.612	9:38:04.986
7	1:01.605		9:39:06.591
(142) Paul Parr			
1	1:06.614	+3.588	9:23:28.445
2	1:05.132	+2.086	9:24:33.577
3	1:03.271	+0.225	9:25:36.848
4	10:08.648	+9:05.602	9:35:45.496
5	1:03.046		9:36:48.542
6	1:03.056	+0.010	9:37:51.598
7	1:03.377	+0.331	9:38:54.975
(122) Charlie Linnane			
1	1:05.550	+1.398	9:23:19.850
2	1:04.152		9:24:24.002
3	9:56.574	+8:52.422	9:34:20.576
4	1:13.109	+8.957	9:35:33.685
5	1:04.378	+0.226	9:36:38.063
6	1:04.582	+0.430	9:37:42.645
7	1:06.154	+2.002	9:38:48.799
(212) Gareth Blaine			
1	1:08.925	+1.911	9:23:13.133
2	1:07.637	+0.623	9:24:20.770
3	1:07.759	+0.745	9:25:28.529
4	7:37.198	+6:30.184	9:34:39.005
5	1:15.700	+8.686	9:35:54.705
6	1:07.654	+0.640	9:37:02.359
7	1:07.016	+0.002	9:38:09.375
8	1:07.014		9:39:16.389
(25) Paul McAlinden			
1	1:14.582	+6.442	9:23:41.017
2	1:11.006	+2.866	9:24:52.023
3	7:38.454	+6:30.314	9:34:13.150
4	1:17.354	+9.214	9:35:30.504
5	1:12.160	+4.020	9:36:42.664
6	1:08.344	+0.204	9:37:51.008
7	1:08.140		9:38:59.148
(985) Aaron Brunton			
1	1:11.820	+3.571	9:23:52.313
2	1:10.266	+2.017	9:25:02.579
3	7:48.337	+6:40.088	9:34:22.991
4	1:19.115	+10.866	9:35:42.106
5	1:10.773	+2.524	9:36:52.879
6	1:08.249		9:38:01.128
7	1:09.680	+1.431	9:39:10.808
(33) Donal Neill			
1	1:13.965	+5.680	9:23:57.041
2	1:11.606	+3.301	9:25:08.647
3	8:55.491	+7:47.186	9:35:47.062
4	1:10.920	+2.615	9:36:57.982
5	1:09.489	+1.184	9:38:07.471
6	1:08.305		9:39:15.776
(317) Gary Grattan			
1	1:11.568	+2.799	9:23:51.632
2	1:12.256	+3.487	9:25:03.888
3	7:39.355	+6:30.586	9:34:18.898
4	1:19.724	+10.955	9:35:38.622
5	1:09.838	+1.069	9:36:48.460
6	1:08.769		9:37:57.229
7	1:09.225	+0.456	9:39:06.454
(333) John Newport			

Lap	Lap Tm	Diff	Time of Day
1	1:33.421	+24.338	9:24:56.982
2	8:02.049	+6:52.966	9:34:47.250
3	1:22.076	+12.993	9:36:09.326
4	1:09.083		9:37:18.409
5	1:10.164	+1.081	9:38:28.573
(2) Greer Wray			
1	1:22.872	+13.612	9:24:15.663
2	1:20.939	+11.679	9:25:36.602
3	8:02.476	+6:53.216	9:33:39.078
4	1:22.924	+13.664	9:35:02.002
5	1:12.069	+2.809	9:36:14.071
6	1:10.484	+1.224	9:37:24.555
7	1:09.260		9:38:33.815
(22) David Cousins			
1	1:13.092	+2.956	9:23:31.162
2	1:11.222	+1.086	9:24:42.384
3	9:11.549	+8:01.413	9:35:04.748
4	1:32.318	+22.182	9:36:37.066
5	1:10.692	+0.556	9:37:47.758
6	1:10.136		9:38:57.894
(14) Francis Allen			
1	1:11.580	+1.308	9:23:27.596
2	1:12.961	+2.689	9:24:40.557
3	7:48.358	+6:38.086	9:33:42.583
4	1:28.049	+17.777	9:35:10.632
5	1:10.399	+0.127	9:36:21.031
6	1:10.522	+0.250	9:37:31.553
7	1:10.272		9:38:41.825
(173) Gavin Kilkey			
1	1:27.802	+17.044	9:23:44.637
2	1:15.144	+4.386	9:24:59.781
3	7:39.026	+6:28.268	9:34:16.173
4	1:20.009	+9.251	9:35:36.182
5	1:10.758		9:36:46.940
6	1:15.494	+4.736	9:38:02.434
7	1:10.971	+0.213	9:39:13.405
(41) Damian Moran			
1	1:14.302	+2.381	9:23:41.845
2	1:12.602	+0.681	9:24:54.447
3	8:56.815	+7:44.894	9:35:33.071
4	1:12.952	+1.031	9:36:46.023
5	1:12.142	+0.221	9:37:58.165
6	1:11.921		9:39:10.086
(31) Keith Wray			
1	1:15.446	+3.009	9:24:01.901
2	1:13.094	+0.657	9:25:14.995
3	7:42.599	+6:30.162	9:34:41.444
4	1:20.468	+8.031	9:36:01.912
5	1:12.437		9:37:14.349
6	1:12.780	+0.343	9:38:27.129
(42) Jim Kennedy			
1	1:21.191	+6.426	9:23:39.243
2	1:17.196	+2.431	9:24:56.439
3	8:30.904	+7:16.139	9:35:07.129
4	1:14.765		9:36:21.894
5	1:15.487	+0.722	9:37:37.381
6	1:15.802	+1.037	9:38:53.183
(59) Ralph Jess			
1	1:27.062	+6.078	9:23:43.041
2	1:20.984		9:25:04.025
3	8:01.566	+6:40.582	9:34:44.082
4	1:22.733	+1.749	9:36:06.815

Results provisional until the conclusion of judicial and technical matters

Orbits

Chief Timekeeper: D.Bradfield

Clerk of the Course:

Live timing available at timing.rhwright.co.uk

www.mylaps.com

Licensed to: R.H.Wright Timing



500MRCI Saloon/GT Race Meeting

Saloons/GT/Mazda/Supercars

Kirkistown 500 MRCI 1.512 miles

Race 1 (R1)

28/05/2022 11:00

Race (15:00 and 1 Laps)

POLE POSITION

1	1 63
2	3 122
3	5 25
4	7 33
5	9 333
6	11 59
7	13 67
8	15
9	17
10	19 22
11	21 173
12	23 42

2	142
4	212
6	985
8	317
10	2
12	31
14	
16	
18	
20	14
22	41

Results provisional until the conclusion of judicial and technical matters

Orbits

Chief Timekeeper: D.Bradfield

Clerk of the Course:

Live timing available at timing.rhwright.co.uk

www.mylaps.com

Licensed to: R.H.Wright Timing



R.H.Wright Timing

500MRCI Saloon/GT Race Meeting

Sorted on Laps

Saloons/GT/Mazda/Supercars

Kirkistown 500 MRCI 1.512 miles

Race 1 (R1)

28/05/2022 11:00

Race (15:00 and 1 Laps) started at 11:18:49

Pos	No.	Name	Make	Laps	Total Tm	Best Tm	Best Speed	In Lap	Avg. Speed
Libre Saloons									
1	63	Peter Baxter	2.0 SEAT Leon	16	16:56.341	1:01.776	88.109	4	85.688
2	33	Donal Neill	1.8t SEAT Cupra	15	17:30.600	1:08.076	79.955	6	77.713
3	2	Greer Wray	3.0 BMW 330i	15	17:53.456	1:09.960	77.802	11	76.058
4	31	Keith Wray	3.0 BMW 330i	15	18:00.274	1:09.671	78.125	14	75.578
Not classified									
DNF	212	Gareth Blaine	3.0 BMW 330i	4	4:36.077	1:06.902	81.358	4	78.862
DNF	59	Ralph Jess	3.2 BMW M3		9.728		-	0	-
Mazda MX5									
1	22	David Cousins	1.8 Mazda MX5	15	18:00.063	1:10.432	77.280	3	75.593
2	41	Damian Moran	1.8 Mazda MX5	14	17:00.139	1:11.601	76.019	13	74.698
3	173	Gavin Kilkey	1.8 Mazda MX5	14	17:00.749	1:10.970	76.695	6	74.653
4	14	Francis Allen	1.8 Mazda MX5	14	17:01.232	1:10.694	76.994	4	74.618
Not classified									
DNF	42	Jim Kennedy	1.8 Mazda MX5	7	9:39.417	1:19.752	68.249	3	65.758
Supercars									
1	142	Paul Parr	2.0 SHP Supercar	16	17:02.297	1:02.976	86.430	14	85.189
2	122	Charlie Linnane	2.0 SHP Supercar	16	17:31.437	1:03.159	86.180	6	82.828
3	985	Aaron Brunton	2.0 SHP Supercar	15	17:39.775	1:08.939	78.954	3	77.040
4	317	Gary Grattan	2.0 SHP Supercar	15	17:42.133	1:09.046	78.832	6	76.869
5	25	Paul McAlinden	2.0 SHP Supercar	15	18:00.067	1:08.916	78.980	6	75.593
Not classified									
DNF	333	John Newport	2.0 SHP Supercar	2	2:30.211	1:12.441	75.137	1	72.472
DNF	67	Jonathan Mills	1.1 Renault Clio				-	0	-

Announcements

No transponder times recorded for Car 67

Margin of Victory	Avg. Speed	Best Lap Tm	Best Speed	Best Lap by
5.956	85.688	1:01.776	88.109	63 - Peter Baxter

Results provisional until the conclusion of judicial and technical matters

Orbits

Chief Timekeeper: D.Bradfield

Clerk of the Course:

Live timing available at timing.rhwright.co.uk

www.mylaps.com

Licensed to: R.H.Wright Timing

Printed: 28/05/2022 11:38:53



500MRCI Saloon/GT Race Meeting

Saloons/GT/Mazda/Supercars

Kirkistown 500 MRCI 1.512 miles

Race 1 (R1)

28/05/2022 11:00

Race (15:00 and 1 Laps) started at 11:18:49

Lap	Lap Tm	Diff	Time of Day
(63) Peter Baxter			
1	1:08.528	+6.752	11:20:00.755
2	1:03.246	+1.470	11:21:04.001
3	1:02.249	+0.473	11:22:06.250
4	1:01.776		11:23:08.026
5	1:02.420	+0.644	11:24:10.446
6	1:02.251	+0.475	11:25:12.697
7	1:01.846	+0.070	11:26:14.543
8	1:05.000	+3.224	11:27:19.543
9	1:04.429	+2.653	11:28:23.972
10	1:02.794	+1.018	11:29:26.766
11	1:03.521	+1.745	11:30:30.287
12	1:03.650	+1.874	11:31:33.937
13	1:02.999	+1.223	11:32:36.936
14	1:02.372	+0.596	11:33:39.308
15	1:02.726	+0.950	11:34:42.034
16	1:04.021	+2.245	11:35:46.055
(142) Paul Parr			
1	1:08.613	+5.637	11:20:00.327
2	1:04.266	+1.290	11:21:04.593
3	1:03.602	+0.626	11:22:08.195
4	1:03.417	+0.441	11:23:11.612
5	1:03.611	+0.635	11:24:15.223
6	1:03.260	+0.284	11:25:18.483
7	1:03.672	+0.696	11:26:22.155
8	1:03.460	+0.484	11:27:25.615
9	1:03.103	+0.127	11:28:28.718
10	1:03.411	+0.435	11:29:32.129
11	1:03.542	+0.566	11:30:35.671
12	1:03.061	+0.085	11:31:38.732
13	1:03.289	+0.313	11:32:42.021
14	1:02.976		11:33:44.997
15	1:03.484	+0.508	11:34:48.481
16	1:03.530	+0.554	11:35:52.011
(122) Charlie Linnane			
1	1:08.525	+5.366	11:20:00.905
2	1:04.544	+1.385	11:21:05.449
3	1:11.937	+8.778	11:22:17.386
4	1:03.468	+0.309	11:23:20.854
5	1:03.477	+0.318	11:24:24.331
6	1:03.159		11:25:27.490
7	1:05.246	+2.087	11:26:32.736
8	1:05.207	+2.048	11:27:37.943
9	1:05.715	+2.556	11:28:43.658
10	1:05.448	+2.289	11:29:49.106
11	1:04.782	+1.623	11:30:53.888
12	1:04.754	+1.595	11:31:58.642
13	1:05.788	+2.629	11:33:04.430
14	1:05.622	+2.463	11:34:10.052
15	1:05.279	+2.120	11:35:15.331
16	1:05.820	+2.661	11:36:21.151
(33) Donal Neill			
1	1:14.700	+6.624	11:20:08.918
2	1:09.404	+1.328	11:21:18.322
3	1:09.027	+0.951	11:22:27.349
4	1:08.583	+0.507	11:23:35.932
5	1:09.475	+1.399	11:24:45.407
6	1:08.076		11:25:53.483
7	1:08.360	+0.284	11:27:01.843
8	1:09.904	+1.828	11:28:11.747
9	1:09.488	+1.412	11:29:21.235
10	1:09.980	+1.904	11:30:31.215
11	1:09.399	+1.323	11:31:40.614
12	1:09.590	+1.514	11:32:50.204
13	1:10.212	+2.136	11:34:00.416
14	1:09.895	+1.819	11:35:10.311
15	1:10.003	+1.927	11:36:20.314
(985) Aaron Brunton			
1	1:13.764	+4.825	11:20:06.914

Lap	Lap Tm	Diff	Time of Day
2	1:09.721	+0.782	11:21:16.635
3	1:08.939		11:22:25.574
4	1:09.141	+0.202	11:23:34.715
5	1:09.829	+0.890	11:24:44.544
6	1:09.464	+0.525	11:25:54.008
7	1:09.624	+0.685	11:27:03.632
8	1:10.291	+1.352	11:28:13.923
9	1:10.834	+1.895	11:29:24.757
10	1:10.627	+1.688	11:30:35.384
11	1:10.650	+1.711	11:31:46.034
12	1:11.391	+2.452	11:32:57.425
13	1:10.809	+1.670	11:34:08.034
14	1:11.032	+2.093	11:35:19.066
15	1:10.423	+1.484	11:36:29.489
(317) Gary Gratton			
1	1:13.592	+4.546	11:20:07.469
2	1:09.633	+0.587	11:21:17.102
3	1:09.055	+0.009	11:22:26.157
4	1:09.418	+0.372	11:23:35.575
5	1:10.270	+1.224	11:24:45.845
6	1:09.046		11:25:54.891
7	1:09.879	+0.833	11:27:04.770
8	1:14.532	+5.486	11:28:19.302
9	1:10.017	+0.971	11:29:29.319
10	1:10.953	+1.907	11:30:40.272
11	1:10.381	+1.335	11:31:50.653
12	1:09.474	+0.428	11:33:00.127
13	1:09.633	+0.587	11:34:09.760
14	1:09.744	+0.698	11:35:19.504
15	1:12.343	+3.297	11:36:31.847
(2) Greer Wray			
1	1:16.342	+6.382	11:20:10.521
2	1:10.633	+0.673	11:21:21.154
3	1:10.611	+0.651	11:22:31.765
4	1:10.387	+0.427	11:23:42.152
5	1:10.314	+0.354	11:24:52.466
6	1:10.088	+0.128	11:26:02.554
7	1:10.330	+0.370	11:27:12.884
8	1:11.086	+1.126	11:28:23.970
9	1:11.107	+1.147	11:29:35.077
10	1:10.831	+0.871	11:30:45.908
11	1:09.960		11:31:55.868
12	1:10.670	+0.710	11:33:06.538
13	1:11.913	+1.953	11:34:18.451
14	1:11.087	+1.127	11:35:29.538
15	1:13.632	+3.672	11:36:43.170
(22) David Cousins			
1	1:15.608	+5.176	11:20:12.484
2	1:10.892	+0.460	11:21:23.376
3	1:10.432		11:22:33.808
4	1:10.461	+0.029	11:23:44.269
5	1:10.666	+0.234	11:24:54.935
6	1:11.449	+1.017	11:26:06.384
7	1:10.923	+0.491	11:27:17.307
8	1:12.789	+2.357	11:28:30.096
9	1:12.117	+1.685	11:29:42.213
10	1:11.365	+0.933	11:30:53.578
11	1:11.078	+0.646	11:32:04.656
12	1:11.161	+0.729	11:33:15.817
13	1:11.638	+1.206	11:34:27.455
14	1:11.226	+0.794	11:35:38.681
15	1:11.096	+0.664	11:36:49.777
(25) Paul McAlinden			
1	1:15.021	+6.105	11:20:08.625
2	1:09.069	+0.153	11:21:17.694
3	1:09.601	+0.685	11:22:27.295
4	1:09.641	+0.725	11:23:36.936
5	1:10.403	+1.487	11:24:47.339
6	1:08.916		11:25:56.255
7	1:11.186	+2.270	11:27:07.441

Lap	Lap Tm	Diff	Time of Day
8	1:12.513	+3.597	11:28:19.954
9	1:09.443	+0.527	11:29:29.397
10	1:11.901	+2.985	11:30:41.298
11	1:10.113	+1.197	11:31:51.411
12	1:10.042	+1.126	11:33:01.453
13	1:11.239	+2.323	11:34:12.692
14	1:16.738	+7.822	11:35:29.430
15	1:20.351	+11.435	11:36:49.781
(31) Keith Wray			
1	1:18.211	+8.540	11:20:12.956
2	1:13.047	+3.376	11:21:26.003
3	1:12.935	+3.264	11:22:38.938
4	1:12.304	+2.633	11:23:51.242
5	1:10.940	+1.269	11:25:02.182
6	1:12.012	+2.341	11:26:14.194
7	1:12.204	+2.533	11:27:26.398
8	1:11.800	+2.129	11:28:38.198
9	1:10.614	+0.943	11:29:48.812
10	1:10.455	+0.784	11:30:59.267
11	1:09.992	+0.321	11:32:09.259
12	1:10.560	+0.889	11:33:19.819
13	1:10.166	+0.495	11:34:29.985
14	1:09.671		11:35:39.656
15	1:10.332	+0.661	11:36:49.988
(41) Damian Moran			
1	1:16.029	+4.428	11:20:13.173
2	1:12.677	+1.076	11:21:25.850
3	1:12.029	+0.428	11:22:37.879
4	1:12.025	+0.424	11:23:49.904
5	1:11.901	+0.300	11:25:01.805
6	1:11.793	+0.192	11:26:13.598
7	1:12.512	+0.911	11:27:26.110
8	1:12.153	+0.552	11:28:38.263
9	1:12.312	+0.711	11:29:50.575
10	1:11.755	+0.154	11:31:02.330
11	1:12.230	+0.629	11:32:14.560
12	1:12.037	+0.436	11:33:26.597
13	1:11.601		11:34:38.198
14	1:11.655	+0.054	11:35:49.853
(173) Gavin Kilkey			
1	1:17.641	+6.671	11:20:16.469
2	1:12.106	+1.136	11:21:28.575
3	1:12.916	+1.946	11:22:41.491
4	1:11.017	+0.047	11:23:52.508
5	1:11.316	+0.346	11:25:03.824
6	1:10.970		11:26:14.794
7	1:12.238	+1.268	11:27:27.032
8	1:13.163	+2.193	11:28:40.195
9	1:11.358	+0.388	11:29:51.553
10	1:11.611	+0.641	11:31:03.164
11	1:12.646	+1.676	11:32:15.810
12	1:11.219	+0.249	11:33:27.029
13	1:11.644	+0.674	11:34:38.673
14	1:11.790	+0.820	11:35:50.463
(14) Francis Allen			
1	1:17.038	+6.344	11:20:13.126
2	1:13.479	+2.785	11:21:26.605
3	1:14.121	+3.427	11:22:40.726
4	1:10.694		11:23:51.420
5	1:10.908	+0.214	11:25:02.328
6	1:11.819	+1.125	11:26:14.147
7	1:13.139	+2.445	11:27:27.286
8	1:12.508	+1.814	11:28:39.794
9	1:11.221	+0.527	11:29:51.015
10	1:11.411	+0.717	11:31:02.426
11	1:12.142	+1.448	11:32:14.568
12	1:12.514	+1.820	11:33:27.082
13	1:11.738	+1.044	11:34:38.820
14	1:12.126	+1.432	11:35:50.946

Results provisional until the conclusion of judicial and technical matters

Orbits

Chief Timekeeper: D.Bradfield

Clerk of the Course:

www.mylaps.com

Live timing available at timing.rhwright.co.uk

Licensed to: R.H.Wright Timing



500MRCI Saloon/GT Race Meeting


Saloons/GT/Mazda/Supercars

Kirkistown 500 MRCI 1.512 miles

Race 1 (R1)

28/05/2022 11:00

Race (15:00 and 1 Laps) started at 11:18:49



Lap	Lap Tm	Diff	Time of Day
(42) Jim Kennedy			
1	1:20.894	+1.142	11:20:20.903
2	1:20.283	+0.531	11:21:41.186
3	1:19.752		11:23:00.938
4	1:20.775	+1.023	11:24:21.713
5	1:22.102	+2.350	11:25:43.815
6	1:22.468	+2.716	11:27:06.283
7	1:22.848	+3.096	11:28:29.131

Lap	Lap Tm	Diff	Time of Day
(212) Gareth Blaine			
1	1:11.690	+4.788	11:20:04.389
2	1:07.250	+0.348	11:21:11.639
3	1:07.250	+0.348	11:22:18.889
4	1:06.902		11:23:25.791

Lap	Lap Tm	Diff	Time of Day
(333) John Newport			
1	1:12.441		11:20:08.570
2	1:13.355	+0.914	11:21:19.925

Lap	Lap Tm	Diff	Time of Day
-----	--------	------	-------------

Lap	Lap Tm	Diff	Time of Day
-----	--------	------	-------------

Results provisional until the conclusion of judicial and technical matters

Orbits

Chief Timekeeper: D.Bradfield

Clerk of the Course:

Live timing available at timing.rhwright.co.uk

www.mylaps.com

Licensed to: R.H.Wright Timing



500MRCI Saloon/GT Race Meeting

Saloons/GT/Mazda/Supercars

Kirkistown 500 MRCI 1.512 miles

Race 2 (R8)

28/05/2022 14:40

Race (15:00 and 1 Laps)

13	42	999
	25	26
12	41	22
	23	24
11	14	173
	21	22
10		20
9		18
	17	
8		16
	15	15
7	67	14
	13	31
6	59	12
	11	2
5	333	10
	9	985
4	33	8
	7	317
3	25	6
	5	212
2	122	4
	3	142
1	63	2
	1	

POLE POSITION

Results provisional until the conclusion of judicial and technical matters

Orbits

Chief Timekeeper: D.Bradfield

Clerk of the Course:

Live timing available at timing.rhwright.co.uk

www.mylaps.com

Licensed to: R.H.Wright Timing



R.H.Wright Timing

500MRCI Saloon/GT Race Meeting

Sorted on Laps

Saloons/GT/Mazda/Supercars

Kirkistown 500 MRCI 1.512 miles

Race 2 (R8)

28/05/2022 14:40

Race (15:00 and 1 Laps) started at 14:46:01

Pos	No.	Name	Make	Laps	Total Tm	Best Tm	Best Speed	In Lap	Avg. Speed
Libre Saloons									
1	63	Peter Baxter	2.0 SEAT Leon	16	16:58.831	1:02.187	87.527	3	85.479
2	212	Gareth Blaine	3.0 BMW 330i	15	17:02.503	1:07.162	81.043	3	79.848
3	33	Donal Neill	1.8t SEAT Cupra	15	17:15.847	1:07.106	81.111	13	78.820
4	2	Greer Wray	3.0 BMW 330i	15	17:53.584	1:09.645	78.154	6	76.049
5	31	Keith Wray	3.0 BMW 330i	15	17:57.835	1:10.429	77.284	10	75.749
Not classified									
DNS	59	Ralph Jess	3.2 BMW M3				-	0	-
DNS	15	Michael Clune	2.5t Nissan Skyline				-	0	-
Mazda MX5									
1	173	Gavin Kilkey	1.8 Mazda MX5	15	18:03.490	1:10.482	77.226	5	75.354
2	14	Francis Allen	1.8 Mazda MX5	15	18:06.328	1:11.022	76.639	5	75.157
3	41	Damian Moran	1.8 Mazda MX5	15	18:06.343	1:10.972	76.692	4	75.156
4	22	David Cousins	1.8 Mazda MX5	14	17:12.073	1:10.276	77.452	3	73.834
Not classified									
DNS	42	Jim Kennedy	1.8 Mazda MX5				-	0	-
Supercars									
1	142	Paul Parr	2.0 SHP Supercar	16	17:10.578	1:02.894	86.543	4	84.504
2	985	Aaron Brunton	2.0 SHP Supercar	15	17:35.275	1:08.864	79.040	13	77.369
3	317	Gary Grattan	2.0 SHP Supercar	15	17:44.515	1:08.905	78.993	12	76.697
Not classified									
DNF	122	Charlie Linnane	2.0 SHP Supercar	7	7:36.011	1:03.261	86.041	4	83.553
DNF	25	Paul McAlinden	2.0 SHP Supercar	5	6:39.238	1:10.958	76.708	3	68.168
DNS	333	John Newport	2.0 SHP Supercar				-	0	-
DNS	67	Jonathan Mills	1.1 Renault Clio				-	0	-

Announcements

Penalty - Car 25 +10s - Out of Position Start (Q12.14)

Margin of Victory	Avg. Speed	Best Lap Tm	Best Speed	Best Lap by
11.747	85.479	1:02.187	87.527	63 - Peter Baxter

Results provisional until the conclusion of judicial and technical matters

Orbits

Chief Timekeeper: D.Bradfield

Clerk of the Course:

Live timing available at timing.rhwright.co.uk

www.mylaps.com

Licensed to: R.H.Wright Timing

Printed: 28/05/2022 15:04:38



500MRCI Saloon/GT Race Meeting

Saloons/GT/Mazda/Supercars

Kirkistown 500 MRCI 1.512 miles

Race 2 (R8)

28/05/2022 14:40

Race (15:00 and 1 Laps) started at 14:46:01

Lap	Lap Tm	Diff	Time of Day
(63) Peter Baxter			
1	1:09.881	+7.694	14:47:14.628
2	1:03.730	+1.543	14:48:18.358
3	1:02.187		14:49:20.545
4	1:02.356	+0.169	14:50:22.901
5	1:02.420	+0.233	14:51:25.321
6	1:03.895	+1.708	14:52:29.216
7	1:03.195	+1.008	14:53:32.411
8	1:02.662	+0.475	14:54:35.073
9	1:03.947	+1.760	14:55:39.020
10	1:02.597	+0.410	14:56:41.617
11	1:04.525	+2.338	14:57:46.142
12	1:02.524	+0.337	14:58:48.666
13	1:02.904	+0.717	14:59:51.570
14	1:02.757	+0.570	15:00:54.327
15	1:03.265	+1.078	15:01:57.592
16	1:02.998	+0.811	15:03:00.590
(142) Paul Parr			
1	1:10.179	+7.285	14:47:14.082
2	1:03.987	+1.093	14:48:18.069
3	1:04.821	+1.927	14:49:22.890
4	1:02.894		14:50:25.784
5	1:03.658	+0.764	14:51:29.442
6	1:03.617	+0.723	14:52:33.059
7	1:04.257	+1.363	14:53:37.316
8	1:03.433	+0.539	14:54:40.749
9	1:03.432	+0.538	14:55:44.181
10	1:04.095	+1.201	14:56:48.276
11	1:03.590	+0.696	14:57:51.866
12	1:03.615	+0.721	14:58:55.481
13	1:03.718	+0.824	14:59:59.199
14	1:03.833	+0.939	15:01:03.032
15	1:03.953	+1.059	15:02:06.985
16	1:05.352	+2.458	15:03:12.337
(212) Gareth Blaine			
1	1:12.206	+5.044	14:47:17.287
2	1:07.288	+0.126	14:48:24.575
3	1:07.162		14:49:31.737
4	1:07.256	+0.094	14:50:38.993
5	1:07.800	+0.638	14:51:46.793
6	1:07.552	+0.390	14:52:54.345
7	1:07.908	+0.746	14:54:02.253
8	1:07.899	+0.737	14:55:10.152
9	1:07.602	+0.440	14:56:17.754
10	1:07.551	+0.389	14:57:25.305
11	1:07.311	+0.149	14:58:32.616
12	1:07.268	+0.106	14:59:39.884
13	1:07.192	+0.030	15:00:47.076
14	1:07.548	+0.386	15:01:54.624
15	1:09.638	+2.476	15:03:04.262
(33) Donal Neill			
1	1:17.805	+10.699	14:47:23.941
2	1:09.890	+2.784	14:48:33.831
3	1:08.221	+1.115	14:49:42.052
4	1:07.603	+0.497	14:50:49.655
5	1:10.600	+3.494	14:52:00.255
6	1:08.620	+1.514	14:53:08.875
7	1:07.836	+0.730	14:54:16.711
8	1:07.569	+0.463	14:55:24.280
9	1:07.702	+0.596	14:56:31.982
10	1:07.417	+0.311	14:57:39.399
11	1:07.306	+0.200	14:58:46.705
12	1:07.324	+0.218	14:59:54.029
13	1:07.106		15:01:01.135
14	1:08.406	+1.300	15:02:09.541
15	1:08.065	+0.959	15:03:17.606
(985) Aaron Brunton			
1	1:13.899	+5.035	14:47:19.561
2	1:10.232	+1.368	14:48:29.793

Lap	Lap Tm	Diff	Time of Day
3	1:10.260	+1.396	14:49:40.053
4	1:09.109	+0.245	14:50:49.162
5	1:11.326	+2.462	14:52:00.488
6	1:10.219	+1.355	14:53:10.707
7	1:10.149	+1.285	14:54:20.856
8	1:10.572	+1.708	14:55:31.428
9	1:09.569	+0.705	14:56:40.997
10	1:09.706	+0.842	14:57:50.703
11	1:09.431	+0.567	14:59:00.134
12	1:09.292	+0.428	15:00:09.426
13	1:08.864		15:01:18.290
14	1:09.804	+0.940	15:02:28.094
15	1:08.940	+0.076	15:03:37.034
(317) Gary Grattan			
1	1:14.117	+5.212	14:47:19.379
2	1:10.469	+1.564	14:48:29.848
3	1:09.537	+0.632	14:49:39.385
4	1:09.798	+0.893	14:50:49.183
5	1:09.943	+1.038	14:51:59.126
6	1:11.132	+2.227	14:53:10.258
7	1:10.642	+1.737	14:54:20.900
8	1:10.178	+1.273	14:55:31.078
9	1:10.076	+1.171	14:56:41.154
10	1:10.844	+1.939	14:57:51.998
11	1:09.509	+0.604	14:59:01.507
12	1:08.905		15:00:10.412
13	1:09.293	+0.388	15:01:19.705
14	1:11.220	+2.315	15:02:30.925
15	1:15.349	+6.444	15:03:46.274
(2) Greer Wray			
1	1:17.431	+7.786	14:47:23.589
2	1:12.138	+2.493	14:48:35.727
3	1:10.584	+0.939	14:49:46.311
4	1:11.133	+1.488	14:50:57.444
5	1:09.903	+0.258	14:52:07.347
6	1:09.645		14:53:16.992
7	1:09.948	+0.303	14:54:26.940
8	1:10.505	+0.860	14:55:37.445
9	1:11.912	+2.267	14:56:49.357
10	1:10.765	+1.120	14:58:00.122
11	1:10.838	+1.193	14:59:10.960
12	1:10.664	+1.019	15:00:21.624
13	1:10.728	+1.083	15:01:32.352
14	1:11.701	+2.056	15:02:44.053
15	1:11.290	+1.645	15:03:55.343
(31) Keith Wray			
1	1:16.245	+5.816	14:47:22.990
2	1:12.255	+1.826	14:48:35.245
3	1:10.951	+0.522	14:49:46.196
4	1:10.466	+0.037	14:50:56.662
5	1:10.889	+0.460	14:52:07.551
6	1:10.539	+0.110	14:53:18.090
7	1:10.487	+0.058	14:54:28.577
8	1:12.461	+2.032	14:55:41.038
9	1:12.733	+2.304	14:56:53.771
10	1:10.429		14:58:04.200
11	1:10.587	+0.158	14:59:14.787
12	1:10.971	+0.542	15:00:25.758
13	1:11.312	+0.883	15:01:37.070
14	1:11.274	+0.845	15:02:48.344
15	1:11.250	+0.821	15:03:59.594
(173) Gavin Kilkey			
1	1:17.025	+6.543	14:47:24.538
2	1:12.395	+1.913	14:48:36.933
3	1:11.720	+1.238	14:49:48.653
4	1:10.502	+0.020	14:50:59.155
5	1:10.482		14:52:09.637
6	1:11.186	+0.704	14:53:20.823
7	1:10.832	+0.350	14:54:31.655
8	1:12.045	+1.563	14:55:43.700

Lap	Lap Tm	Diff	Time of Day
9	1:11.652	+1.170	14:56:55.352
10	1:11.656	+1.174	14:58:07.008
11	1:12.390	+1.908	14:59:19.398
12	1:11.465	+0.983	15:00:30.863
13	1:11.213	+0.731	15:01:42.076
14	1:10.868	+0.386	15:02:52.944
15	1:12.305	+1.823	15:04:05.249
(14) Francis Allen			
1	1:18.414	+7.392	14:47:26.214
2	1:11.799	+0.777	14:48:38.013
3	1:11.819	+0.797	14:49:49.832
4	1:11.155	+0.133	14:51:00.987
5	1:11.022		14:52:12.009
6	1:11.478	+0.456	14:53:23.487
7	1:11.344	+0.322	14:54:34.831
8	1:11.917	+0.895	14:55:46.748
9	1:11.575	+0.553	14:56:58.323
10	1:11.890	+0.868	14:58:10.213
11	1:11.334	+0.312	14:59:21.547
12	1:11.480	+0.458	15:00:33.027
13	1:11.159	+0.137	15:01:44.186
14	1:11.880	+0.858	15:02:56.066
15	1:12.021	+0.999	15:04:08.087
(41) Damian Moran			
1	1:17.723	+6.751	14:47:26.093
2	1:11.927	+0.955	14:48:38.020
3	1:11.642	+0.670	14:49:49.662
4	1:10.972		14:51:00.634
5	1:11.066	+0.094	14:52:11.700
6	1:11.375	+0.403	14:53:23.075
7	1:11.520	+0.548	14:54:34.595
8	1:11.828	+0.856	14:55:46.423
9	1:11.749	+0.777	14:56:58.172
10	1:11.741	+0.769	14:58:09.913
11	1:11.383	+0.411	14:59:21.296
12	1:11.564	+0.592	15:00:32.860
13	1:11.148	+0.176	15:01:44.008
14	1:11.470	+0.498	15:02:55.478
15	1:12.624	+1.652	15:04:08.122
(22) David Cousins			
1	1:16.905	+6.629	14:47:24.948
2	1:11.984	+1.708	14:48:36.932
3	1:10.276		14:49:47.208
4	1:10.919	+0.643	14:50:58.127
5	1:27.083	+16.807	14:52:25.210
6	1:14.415	+4.139	14:53:39.625
7	1:11.685	+1.409	14:54:51.310
8	1:11.491	+1.215	14:56:02.801
9	1:11.239	+0.963	14:57:14.040
10	1:11.382	+1.106	14:58:25.422
11	1:13.163	+2.887	14:59:38.585
12	1:11.472	+1.196	15:00:50.057
13	1:11.775	+1.499	15:02:01.832
14	1:12.000	+1.724	15:03:13.832
(122) Charlie Linnane			
1	1:09.220	+5.959	14:47:13.826
2	1:03.992	+0.731	14:48:17.818
3	1:04.292	+1.031	14:49:22.110
4	1:03.261		14:50:25.371
5	1:03.850	+0.589	14:51:29.221
6	1:03.787	+0.526	14:52:33.008
7	1:04.762	+1.501	14:53:37.770
(25) Paul McAlinden			
1	1:14.995	+4.037	14:47:20.879
2	1:11.066	+0.108	14:48:31.945
3	1:10.958		14:49:42.903
4	1:40.802	+29.844	14:51:23.705
5	1:17.292	+6.334	14:52:40.997

Results provisional until the conclusion of judicial and technical matters

Orbits

Chief Timekeeper: D.Bradfield

Clerk of the Course:

Live timing available at timing.rhwright.co.uk

www.mylaps.com

Licensed to: R.H.Wright Timing



500MRCI May Superkart Meeting

Sorted on best lap time

Superkarts

Kirkistown 500 MRCI 1.512 miles

Qualifying (Q6)

28/05/2022 10:40

Qualifying started at 10:50:49

Pos	No.	Name	Make	Best Tm	Diff	In Lap	Best Speed	2nd Best	2nd Lap
1	40	Aaron Newell	Anderson PVP	55.372		4	98.299	55.493	7
2	43	Brian Jones	Anderson PVP	55.982	0.610	8	97.228	56.444	7
3	27	Alan Witherow	Anderson PVP	56.672	1.300	3	96.044	57.078	4
4	72	Richard Dewart	Superkart VM	58.113	2.741	5	93.663	58.470	8
5	83	Colin Menary	Anderson FPE	58.244	2.872	4	93.452	58.709	3
6	1	Peter Crossen	Anderson DEA	1:01.224	5.852	7	88.903	1:01.423	6
7	55	Ross Witherow	Anderson TM	1:02.491	7.119	2	87.101	1:02.822	3
8	69	Daniel Hyland	Anderson TM	1:03.103	7.731	6	86.256	1:03.237	5
9	25	Noel Lindsay	Superkart TM	1:03.114	7.742	6	86.241	1:03.811	5
10	17	Scott Greenaway	Anderson TM	1:03.485	8.113	5	85.737	1:04.088	4
11	3	Liam Fox	Anderson FPE	1:04.287	8.915	4	84.668	1:07.805	2
12	89	Keith Hemsley	Anderson TM	1:05.409	10.037	4	83.215	1:05.502	5
13	19	Philip Mills	Anderson DEA	1:10.649	15.277	3	77.043	1:11.764	2

Results provisional until the conclusion of judicial and technical matters

Orbits

Chief Timekeeper: D.Bradfield

Clerk of the Course:

Live timing available at timing.rhwright.co.uk

www.mylaps.com

Licensed to: R.H.Wright Timing



500MRCI May Superkart Meeting


Superkarts

Kirkistown 500 MRCI 1.512 miles

Qualifying (Q6)

28/05/2022 10:40

Qualifying started at 10:50:49



Lap	Lap Tm	Diff	Time of Day
(40) Aaron Newell			
1	57.252	+1.880	10:53:16.802
2	56.180	+0.808	10:54:12.782
3	55.576	+0.204	10:55:08.358
4	55.372		10:56:03.730
5	1:00.255	+4.883	10:57:03.985
6	1:02.292	+6.920	10:58:06.277
7	55.493	+0.121	10:59:01.770
(43) Brian Jones			
1	1:04.270	+8.288	10:53:39.076
2	1:00.888	+4.906	10:54:39.964
3	59.697	+3.715	10:55:39.661
4	59.288	+3.306	10:56:38.949
5	57.946	+1.964	10:57:36.895
6	57.211	+1.229	10:58:34.106
7	56.444	+0.462	10:59:30.550
8	55.982		11:00:26.532
(27) Alan Witherow			
p1	4:01.438	+3:04.766	10:56:45.901
2	1:07.633	+10.961	10:57:53.534
3	56.672		10:58:50.206
4	57.078	+0.406	10:59:47.284
(72) Richard Dewart			
1	1:00.356	+2.243	10:53:48.292
2	59.399	+1.286	10:54:47.691
3	59.056	+0.943	10:55:46.747
4	58.670	+0.557	10:56:45.417
5	58.113		10:57:43.530
6	58.978	+0.865	10:58:42.508
7	59.131	+1.018	10:59:41.639
8	58.470	+0.357	11:00:40.109
(83) Colin Menary			
p1	3:13.526	+2:15.282	10:55:30.442
2	1:12.400	+14.156	10:56:42.842
3	58.709	+0.465	10:57:41.551
4	58.244		10:58:39.795
5	59.585	+1.341	10:59:39.380
(1) Peter Crossen			
p1	1:50.314	+49.090	10:54:35.069
2	1:17.496	+16.272	10:55:52.565
3	1:06.330	+5.106	10:56:58.895
4	1:01.753	+0.529	10:58:00.648
5	1:07.044	+5.820	10:59:07.692
6	1:01.423	+0.199	11:00:09.115
7	1:01.224		11:01:10.339
(55) Ross Witherow			
1	1:09.947	+7.456	10:53:41.125
2	1:02.491		10:54:43.616
3	1:02.822	+0.331	10:55:46.438
(69) Daniel Hyland			
1	1:11.005	+7.902	10:54:15.660
2	1:07.049	+3.946	10:55:22.709
3	1:04.895	+1.792	10:56:27.604
4	1:03.840	+0.737	10:57:31.444
5	1:03.237	+0.134	10:58:34.681
6	1:03.103		10:59:37.784
(25) Noel Lindsay			
1	1:05.974	+2.880	10:53:40.731
2	1:04.472	+1.358	10:54:45.203
3	1:05.357	+2.243	10:55:50.560
4	1:04.544	+1.430	10:56:55.104
5	1:03.811	+0.697	10:57:58.915
6	1:03.114		10:59:02.029
(17) Scott Greenaway			

Lap	Lap Tm	Diff	Time of Day
1	1:05.031	+1.546	10:53:41.599
2	1:04.230	+0.745	10:54:45.829
3	1:04.539	+1.054	10:55:50.368
4	1:04.088	+0.603	10:56:54.456
5	1:03.485		10:57:57.941
(3) Liam Fox			
1	1:10.979	+6.692	10:53:49.381
2	1:07.805	+3.518	10:54:57.186
3	1:09.161	+4.874	10:56:06.347
4	1:04.287		10:57:10.634
(89) Keith Hemsley			
1	1:07.627	+2.218	10:53:19.669
2	1:06.575	+1.166	10:54:26.244
3	1:06.332	+0.923	10:55:32.576
4	1:05.409		10:56:37.985
5	1:05.502	+0.093	10:57:43.487
(19) Philip Mills			
1	1:13.889	+3.240	10:53:35.549
2	1:11.764	+1.115	10:54:47.313
3	1:10.649		10:55:57.962

Results provisional until the conclusion of judicial and technical matters

Orbits

Chief Timekeeper: D.Bradfield

Clerk of the Course:

Live timing available at timing.rhwright.co.uk

www.mylaps.com

Licensed to: R.H.Wright Timing



500MRCI May Superkart Meeting

Superkarts

Kirkistown 500 MRCI 1.512 miles

Race 1 (R3)

28/05/2022 12:00

Race (8:00 and 1 Laps)

7	19	
	13	
6	17	89
	11	12
5	69	25
	9	10
4	1	55
	7	8
3	83	3
	5	6
2	27	72
	3	4
1	40	43
	1	2

POLE POSITION

Results provisional until the conclusion of judicial and technical matters

Orbits

Chief Timekeeper: D.Bradfield

Clerk of the Course:

Live timing available at timing.rhwright.co.uk

www.mylaps.com

Licensed to: R.H.Wright Timing



R.H.Wright Timing

500MRCI May Superkart Meeting

Sorted on Laps

Superkarts

Kirkistown 500 MRCI 1.512 miles

Race 1 (R3)

28/05/2022 12:00

Race (8:00 and 1 Laps) started at 12:19:35

Pos	No.	Name	Make	Laps	Total Tm	Best Tm	Best Speed	In Lap	Avg. Speed
125 Superkarts									
1	1	Peter Crossen	Anderson DEA	10	10:18.216	1:01.036	89.177	6	88.044
2	55	Ross Witherow	Anderson TM	9	9:25.144	1:01.922	87.901	8	86.681
3	69	Daniel Hyland	Anderson TM	9	9:35.352	1:02.797	86.676	6	85.143
4	17	Scott Greenaway	Anderson TM	9	9:36.480	1:02.988	86.414	2	84.976
5	25	Noel Lindsay	Superkart TM	9	9:45.841	1:03.425	85.818	7	83.619
6	89	Keith Hemsley	Anderson TM	9	9:48.298	1:04.030	85.007	4	83.269
Not classified									
DNS	19	Philip Mills	Anderson DEA					0	-
250 Superkarts									
1	40	Aaron Newell	Anderson PVP	10	9:20.201	55.596	97.903	4	97.162
2	43	Brian Jones	Anderson PVP	10	9:24.456	55.526	98.027	6	96.429
3	72	Richard Dewart	Superkart VM	10	9:46.245	57.824	94.131	3	92.845
Not classified									
DNF	83	Colin Menary	Anderson FPE	8	7:45.225	56.687	96.019	5	93.598
DNF	3	Liam Fox	Anderson FPE	2	1:59.934	57.757	94.240	2	90.767
DNF	27	Alan Witherow	Anderson PVP		0.252			0	-

Margin of Victory

Avg. Speed

Best Lap Tm

Best Speed

Best Lap by

4.255

97.162

55.526

98.027

43 - Brian Jones

Results provisional until the conclusion of judicial and technical matters

Orbits

Chief Timekeeper: D.Bradfield

Clerk of the Course:

Live timing available at timing.rhwright.co.uk

www.mylaps.com

Licensed to: R.H.Wright Timing

Printed: 28/05/2022 12:30:09



500MRCI May Superkart Meeting


Superkarts

Kirkistown 500 MRCI 1.512 miles

Race 1 (R3)

28/05/2022 12:00

Race (8:00 and 1 Laps) started at 12:19:35



Lap	Lap Tm	Diff	Time of Day
(40) Aaron Newell			
1	57.637	+2.041	12:20:33.509
2	55.885	+0.289	12:21:29.394
3	55.645	+0.049	12:22:25.039
4	55.596		12:23:20.635
5	55.599	+0.003	12:24:16.234
6	55.621	+0.025	12:25:11.855
7	55.887	+0.291	12:26:07.742
8	56.142	+0.546	12:27:03.884
9	55.791	+0.195	12:27:59.675
10	56.398	+0.802	12:28:56.073
(43) Brian Jones			
1	57.931	+2.405	12:20:33.886
2	56.121	+0.595	12:21:30.007
3	55.845	+0.319	12:22:25.852
4	55.811	+0.285	12:23:21.663
5	55.843	+0.317	12:24:17.506
6	55.526		12:25:13.032
7	56.620	+1.094	12:26:09.652
8	56.180	+0.654	12:27:05.832
9	57.152	+1.626	12:28:02.984
10	57.344	+1.818	12:29:00.328
(72) Richard Dewart			
1	1:01.547	+3.723	12:20:37.921
2	58.114	+0.290	12:21:35.935
3	57.824		12:22:33.759
4	57.940	+0.116	12:23:31.699
5	58.746	+0.922	12:24:30.445
6	58.154	+0.330	12:25:28.599
7	58.102	+0.278	12:26:26.701
8	58.054	+0.230	12:27:24.755
9	58.441	+0.617	12:28:23.196
10	58.921	+1.097	12:29:22.117
(1) Peter Crossen			
1	1:02.864	+1.828	12:20:42.770
2	1:01.126	+0.090	12:21:43.896
3	1:01.370	+0.334	12:22:45.266
4	1:01.330	+0.294	12:23:46.596
5	1:01.247	+0.211	12:24:47.843
6	1:01.036		12:25:48.879
7	1:01.183	+0.147	12:26:50.062
8	1:01.494	+0.458	12:27:51.556
9	1:01.126	+0.090	12:28:52.682
10	1:01.406	+0.370	12:29:54.088
(55) Ross Witherow			
1	1:03.109	+1.187	12:20:43.344
2	1:02.392	+0.470	12:21:45.736
3	1:02.235	+0.313	12:22:47.971
4	1:02.117	+0.195	12:23:50.088
5	1:01.960	+0.038	12:24:52.048
6	1:02.337	+0.415	12:25:54.385
7	1:01.953	+0.031	12:26:56.338
8	1:01.922		12:27:58.260
9	1:02.756	+0.834	12:29:01.016
(69) Daniel Hyland			
1	1:05.325	+2.528	12:20:45.818
2	1:03.507	+0.710	12:21:49.325
3	1:03.035	+0.238	12:22:52.360
4	1:03.218	+0.421	12:23:55.578
5	1:03.092	+0.295	12:24:58.670
6	1:02.797		12:26:01.467
7	1:03.489	+0.692	12:27:04.956
8	1:03.025	+0.228	12:28:07.981
9	1:03.243	+0.446	12:29:11.224
(17) Scott Greenaway			
1	1:04.870	+1.882	12:20:45.340
2	1:02.988		12:21:48.328

Lap	Lap Tm	Diff	Time of Day
3	1:03.154	+0.166	12:22:51.482
4	1:03.004	+0.016	12:23:54.486
5	1:03.401	+0.413	12:24:57.887
6	1:03.276	+0.288	12:26:01.163
7	1:04.678	+1.690	12:27:05.841
8	1:03.237	+0.249	12:28:09.078
9	1:03.274	+0.286	12:29:12.352
(25) Noel Lindsay			
1	1:07.027	+3.602	12:20:47.283
2	1:04.857	+1.432	12:21:52.140
3	1:03.932	+0.507	12:22:56.072
4	1:04.503	+1.078	12:24:00.575
5	1:04.826	+1.401	12:25:05.401
6	1:04.892	+1.467	12:26:10.293
7	1:03.425		12:27:13.718
8	1:04.210	+0.785	12:28:17.928
9	1:03.785	+0.360	12:29:21.713
(89) Keith Hemsley			
1	1:06.828	+2.798	12:20:47.791
2	1:04.403	+0.373	12:21:52.194
3	1:04.604	+0.574	12:22:56.798
4	1:04.030		12:24:00.828
5	1:04.469	+0.439	12:25:05.297
6	1:05.567	+1.537	12:26:10.864
7	1:04.261	+0.231	12:27:15.125
8	1:04.690	+0.660	12:28:19.815
9	1:04.355	+0.325	12:29:24.170
(83) Colin Menary			
1	1:02.434	+5.747	12:20:38.837
2	57.377	+0.690	12:21:36.214
3	58.516	+1.829	12:22:34.730
4	57.123	+0.436	12:23:31.853
5	56.687		12:24:28.540
6	57.345	+0.658	12:25:25.885
7	57.449	+0.762	12:26:23.334
8	57.763	+1.076	12:27:21.097
(3) Liam Fox			
1	1:01.563	+3.806	12:20:38.049
2	57.757		12:21:35.806

Results provisional until the conclusion of judicial and technical matters

Orbits

Chief Timekeeper: D.Bradfield

Clerk of the Course:

Live timing available at timing.rhwright.co.uk

www.mylaps.com

Licensed to: R.H.Wright Timing



500MRCI May Superkart Meeting

Superkarts

Kirkistown 500 MRCI 1.512 miles

Race 2 (R7)

28/05/2022 14:20

Race (8:00 and 1 Laps)

7	19	
	13	
6	25	89
	11	12
5	69	17
	9	10
4	1	55
	7	8
3	72	27
	5	6
2	83	3
	3	4
1	43	40
	1	2

POLE POSITION

Results provisional until the conclusion of judicial and technical matters

Orbits

Chief Timekeeper: D.Bradfield

Clerk of the Course:

Live timing available at timing.rhwright.co.uk

www.mylaps.com

Licensed to: R.H.Wright Timing



500MRCI May Superkart Meeting

Sorted on Laps

Superkarts

Kirkistown 500 MRCI 1.512 miles

Race 2 (R7)

28/05/2022 14:20

Race (8:00 and 1 Laps) started at 14:24:29

Pos	No.	Name	Make	Laps	Total Tm	Best Tm	Best Speed	In Lap	Avg. Speed
125 Superkarts									
1	1	Peter Crossen	Anderson DEA	10	10:18.850	1:01.512	88.487	9	87.954
2	69	Daniel Hyland	Anderson TM	9	9:36.187	1:03.053	86.325	9	85.020
3	25	Noel Lindsay	Superkart TM	9	9:38.603	1:03.257	86.046	6	84.665
4	17	Scott Greenaway	Anderson TM	9	9:38.939	1:03.253	86.052	9	84.615
5	89	Keith Hemsley	Anderson TM	9	9:43.590	1:03.765	85.361	5	83.941
Not classified									
DNF	55	Ross Witherow	Anderson TM	7	7:21.158	1:01.751	88.145	3	86.366
250 Superkarts									
1	3	Liam Fox	Anderson FPE	10	9:29.865	56.476	96.378	4	95.514
2	43	Brian Jones	Anderson PVP	10	9:31.477	56.434	96.449	3	95.245
3	72	Richard Dewart	Superkart VM	10	10:01.748	58.397	93.207	4	90.453
Not classified									
DNF	40	Aaron Newell	Anderson PVP	4	3:47.261	56.249	96.767	3	95.802
DNF	83	Colin Menary	Anderson FPE	1	1:01.925	1:01.590	88.375	1	87.897
DNF	27	Alan Witherow	Anderson PVP	1	1:02.343	1:01.429	88.607	1	87.308

Margin of Victory	Avg. Speed	Best Lap Tm	Best Speed	Best Lap by
1.612	95.514	56.434	96.449	43 - Brian Jones

Results provisional until the conclusion of judicial and technical matters

Orbits

Chief Timekeeper: D.Bradfield

Clerk of the Course:

Live timing available at timing.rhwright.co.uk

www.mylaps.com

Licensed to: R.H.Wright Timing



500MRCI May Superkart Meeting


Superkarts

Kirkistown 500 MRCI 1.512 miles

Race 2 (R7)

28/05/2022 14:20

Race (8:00 and 1 Laps) started at 14:24:29



Lap	Lap Tm	Diff	Time of Day
(3) Liam Fox			
1	58.917	+2.441	14:25:28.962
2	56.839	+0.363	14:26:25.801
3	56.494	+0.018	14:27:22.295
4	56.476		14:28:18.771
5	56.565	+0.089	14:29:15.336
6	56.740	+0.264	14:30:12.076
7	56.985	+0.509	14:31:09.061
8	56.736	+0.260	14:32:05.797
9	57.087	+0.611	14:33:02.884
10	56.847	+0.371	14:33:59.731
(43) Brian Jones			
1	59.744	+3.310	14:25:29.698
2	56.955	+0.521	14:26:26.653
3	56.434		14:27:23.087
4	56.762	+0.328	14:28:19.849
5	56.909	+0.475	14:29:16.758
6	56.631	+0.197	14:30:13.389
7	56.558	+0.124	14:31:09.947
8	56.658	+0.224	14:32:06.605
9	57.687	+1.253	14:33:04.292
10	57.051	+0.617	14:34:01.343
(72) Richard Dewart			
1	1:05.082	+6.685	14:25:39.232
2	1:02.036	+3.639	14:26:41.268
3	59.380	+0.983	14:27:40.648
4	58.397		14:28:39.045
5	58.654	+0.257	14:29:37.699
6	58.635	+0.238	14:30:36.334
7	58.468	+0.071	14:31:34.802
8	58.993	+0.596	14:32:33.795
9	58.986	+0.589	14:33:32.781
10	58.833	+0.436	14:34:31.614
(1) Peter Crossen			
1	1:02.241	+0.729	14:25:33.872
2	1:01.836	+0.324	14:26:35.708
3	1:01.677	+0.165	14:27:37.385
4	1:01.550	+0.038	14:28:38.935
5	1:01.554	+0.042	14:29:40.489
6	1:01.884	+0.372	14:30:42.373
7	1:01.620	+0.108	14:31:43.993
8	1:01.552	+0.040	14:32:45.545
9	1:01.512		14:33:47.057
10	1:01.659	+0.147	14:34:48.716
(69) Daniel Hyland			
1	1:05.252	+2.199	14:25:37.227
2	1:03.885	+0.832	14:26:41.112
3	1:03.536	+0.483	14:27:44.648
4	1:03.724	+0.671	14:28:48.372
5	1:04.127	+1.074	14:29:52.499
6	1:03.589	+0.536	14:30:56.088
7	1:03.325	+0.272	14:31:59.413
8	1:03.587	+0.534	14:33:03.000
9	1:03.053		14:34:06.053
(25) Noel Lindsay			
1	1:05.201	+1.944	14:25:37.201
2	1:03.669	+0.412	14:26:40.870
3	1:04.216	+0.959	14:27:45.086
4	1:03.779	+0.522	14:28:48.865
5	1:03.965	+0.708	14:29:52.830
6	1:03.257		14:30:56.087
7	1:03.832	+0.575	14:31:59.919
8	1:04.727	+1.470	14:33:04.646
9	1:03.823	+0.566	14:34:08.469
(17) Scott Greenaway			
1	1:05.705	+2.452	14:25:37.738
2	1:04.179	+0.926	14:26:41.917

Lap	Lap Tm	Diff	Time of Day
3	1:03.982	+0.729	14:27:45.899
4	1:04.058	+0.805	14:28:49.957
5	1:03.937	+0.684	14:29:53.894
6	1:03.713	+0.460	14:30:57.607
7	1:03.436	+0.183	14:32:01.043
8	1:04.509	+1.256	14:33:05.552
9	1:03.253		14:34:08.805
(89) Keith Hemsley			
1	1:05.853	+2.088	14:25:38.139
2	1:04.478	+0.713	14:26:42.617
3	1:04.234	+0.469	14:27:46.851
4	1:03.843	+0.078	14:28:50.694
5	1:03.765		14:29:54.459
6	1:04.417	+0.652	14:30:58.876
7	1:04.460	+0.695	14:32:03.336
8	1:05.296	+1.531	14:33:08.632
9	1:04.824	+1.059	14:34:13.456
(55) Ross Witherow			
1	1:02.852	+1.101	14:25:34.558
2	1:01.999	+0.248	14:26:36.557
3	1:01.751		14:27:38.308
4	1:04.343	+2.592	14:28:42.651
5	1:03.381	+1.630	14:29:46.032
6	1:02.520	+0.769	14:30:48.552
7	1:02.472	+0.721	14:31:51.024
(40) Aaron Newell			
1	58.317	+2.068	14:25:28.183
2	56.350	+0.101	14:26:24.533
3	56.249		14:27:20.782
4	56.345	+0.096	14:28:17.127
(83) Colin Menary			
1	1:01.590		14:25:31.791
(27) Alan Witherow			
1	1:01.429		14:25:32.209

Results provisional until the conclusion of judicial and technical matters

Orbits

Chief Timekeeper: D.Bradfield

Clerk of the Course:

Live timing available at timing.rhwright.co.uk

www.mylaps.com

Licensed to: R.H.Wright Timing



500MRCI May Superkart Meeting

Superkarts

Kirkistown 500 MRCI 1.512 miles

Race 3 (R12)

28/05/2022 16:40

Race (8:00 and 1 Laps)

6	25	89
	11	12
5	69	17
	9	10
4	1	55
	7	8
3	27	83
	5	6
2	3	72
	3	4
1	40	43
	1	2

POLE POSITION

Results provisional until the conclusion of judicial and technical matters

Orbits

Chief Timekeeper: D.Bradfield

Clerk of the Course:

Live timing available at timing.rhwright.co.uk

www.mylaps.com

Licensed to: R.H.Wright Timing



R.H.Wright Timing

500MRCI May Superkart Meeting

Sorted on Laps

Superkarts

Kirkistown 500 MRCI 1.512 miles

Race 3 (R12)

28/05/2022 16:40

Race (8:00 and 1 Laps) started at 16:28:30

Pos	No.	Name	Make	Laps	Total Tm	Best Tm	Best Speed	In Lap	Avg. Speed
125 Superkarts									
1	1	Peter Crossen	Anderson DEA	10	10:23.463	1:01.480	88.533	7	87.303
2	55	Ross Witherow	Anderson TM	10	10:23.555	1:01.682	88.243	5	87.290
3	69	Daniel Hyland	Anderson TM	10	10:37.382	1:03.036	86.348	7	85.397
4	17	Scott Greenaway	Anderson TM	9	9:40.100	1:03.635	85.535	5	84.446
Not classified									
DNF	89	Keith Hemsley	Anderson TM	3	3:17.205	1:04.407	84.510	3	82.802
DNF	25	Noel Lindsay	Superkart TM	2	2:17.654	1:07.664	80.442	1	79.083
250 Superkarts									
1	3	Liam Fox	Anderson FPE	10	9:35.398	56.539	96.270	7	94.596
2	43	Brian Jones	Anderson PVP	10	9:35.923	56.868	95.713	2	94.510
3	72	Richard Dewart	Superkart VM	10	9:46.806	57.792	94.183	4	92.757
Not classified									
DNF	83	Colin Menary	Anderson FPE	8	7:40.164	56.846	95.750	4	94.627
DNF	40	Aaron Newell	Anderson PVP	1	59.662	59.603	91.321	1	91.231
DNF	27	Alan Witherow	Anderson PVP				-	0	-

Margin of Victory	Avg. Speed	Best Lap Tm	Best Speed	Best Lap by
0.525	94.596	56.539	96.270	3 - Liam Fox

Results provisional until the conclusion of judicial and technical matters

Orbits

Chief Timekeeper: D.Bradfield

Clerk of the Course:

Live timing available at timing.rhwright.co.uk

www.mylaps.com

Licensed to: R.H.Wright Timing



500MRCI May Superkart Meeting


Superkarts

Kirkistown 500 MRCI 1.512 miles

Race 3 (R12)

28/05/2022 16:40

Race (8:00 and 1 Laps) started at 16:28:30



Lap	Lap Tm	Diff	Time of Day
(3) Liam Fox			
1	1:01.012	+4.473	16:29:31.537
2	58.165	+1.626	16:30:29.702
3	57.321	+0.782	16:31:27.023
4	57.136	+0.597	16:32:24.159
5	56.736	+0.197	16:33:20.895
6	56.861	+0.322	16:34:17.756
7	56.539		16:35:14.295
8	57.211	+0.672	16:36:11.506
9	56.786	+0.247	16:37:08.292
10	57.523	+0.984	16:38:05.815
(43) Brian Jones			
1	59.806	+2.938	16:29:30.285
2	56.868		16:30:27.153
3	57.065	+0.197	16:31:24.218
4	56.994	+0.126	16:32:21.212
5	58.044	+1.176	16:33:19.256
6	57.446	+0.578	16:34:16.702
7	57.069	+0.201	16:35:13.771
8	57.094	+0.226	16:36:10.865
9	57.203	+0.335	16:37:08.068
10	58.272	+1.404	16:38:06.340
(72) Richard Dewart			
1	1:00.561	+2.789	16:29:31.275
2	59.132	+1.340	16:30:30.407
3	58.348	+0.556	16:31:28.755
4	57.792		16:32:26.547
5	58.045	+0.253	16:33:24.592
6	58.282	+0.490	16:34:22.874
7	58.419	+0.627	16:35:21.293
8	58.273	+0.481	16:36:19.566
9	59.168	+1.376	16:37:18.734
10	58.489	+0.697	16:38:17.223
(1) Peter Crossen			
1	1:03.415	+1.935	16:29:34.824
2	1:02.202	+0.722	16:30:37.026
3	1:01.929	+0.449	16:31:38.955
4	1:01.900	+0.420	16:32:40.855
5	1:01.926	+0.446	16:33:42.781
6	1:02.277	+0.797	16:34:45.058
7	1:01.480		16:35:46.538
8	1:01.763	+0.283	16:36:48.301
9	1:02.582	+1.102	16:37:50.883
10	1:02.997	+1.517	16:38:53.880
(55) Ross Witherow			
1	1:03.243	+1.561	16:29:34.918
2	1:02.125	+0.443	16:30:37.043
3	1:02.225	+0.543	16:31:39.268
4	1:01.977	+0.295	16:32:41.245
5	1:01.682		16:33:42.927
6	1:02.018	+0.336	16:34:44.945
7	1:01.718	+0.036	16:35:46.663
8	1:01.946	+0.264	16:36:48.609
9	1:02.308	+0.626	16:37:50.917
10	1:03.055	+1.373	16:38:53.972
(69) Daniel Hyland			
1	1:05.139	+2.103	16:29:37.271
2	1:04.021	+0.985	16:30:41.292
3	1:03.717	+0.681	16:31:45.009
4	1:03.325	+0.289	16:32:48.334
5	1:03.336	+0.300	16:33:51.670
6	1:03.081	+0.045	16:34:54.751
7	1:03.036		16:35:57.787
8	1:03.262	+0.226	16:37:01.049
9	1:03.462	+0.426	16:38:04.511
10	1:03.288	+0.252	16:39:07.799
(17) Scott Greenaway			

Lap	Lap Tm	Diff	Time of Day
1	1:05.123	+1.488	16:29:37.096
2	1:04.856	+1.221	16:30:41.952
3	1:03.824	+0.189	16:31:45.776
4	1:03.895	+0.260	16:32:49.671
5	1:03.635		16:33:53.306
6	1:03.790	+0.155	16:34:57.096
7	1:04.025	+0.390	16:36:01.121
8	1:04.470	+0.835	16:37:05.591
9	1:04.926	+1.291	16:38:10.517
(83) Colin Menary			
1	59.204	+2.358	16:29:29.621
2	57.158	+0.312	16:30:26.779
3	57.251	+0.405	16:31:24.030
4	56.846		16:32:20.876
5	57.390	+0.544	16:33:18.266
6	57.146	+0.300	16:34:15.412
7	57.370	+0.524	16:35:12.782
8	57.799	+0.953	16:36:10.581
(89) Keith Hemsley			
1	1:06.348	+1.941	16:29:38.665
2	1:04.550	+0.143	16:30:43.215
3	1:04.407		16:31:47.622
(25) Noel Lindsay			
1	1:07.664		16:29:40.048
2	1:08.023	+0.359	16:30:48.071
(40) Aaron Newell			
1	59.603		16:29:30.079

Results provisional until the conclusion of judicial and technical matters

Orbits

Chief Timekeeper: D.Bradfield

Clerk of the Course:

Live timing available at timing.rhwright.co.uk

www.mylaps.com

Licensed to: R.H.Wright Timing