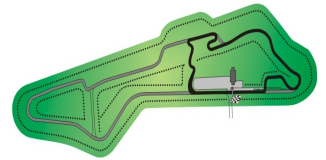




Official Results



Round 3, NI Karting Championships

Sorted on best lap time

Bambino Bishops court Intermediate Circuit 0.951 miles

Free Practice 04/06/2022 09:00

Practice (6:00 Time) started at 9:16:17

Pos	No.	Name	Best Tm	Diff	Gap	In Lap	2nd Best	Avg Tm	Laps led
1	36	Ethan ROBINSON	1:34.272			2	1:36.532	1:35.402	2
2	75	Callum McVEIGH	1:38.440	4.168	4.168	1		1:38.440	0
3	47	Myles PURCELL	1:39.362	5.090	0.922	2	1:41.240	1:40.301	0
4	24	Jessica WYLIE	1:58.606	24.334	19.244	2	2:00.183	1:59.394	0

Clerk of the Course - Paul Fullerton

Orbits

Timekeepers - David Barr & Lisa Bradley

Results remain provisional until conclusion of technical/judicial matters

Signed:

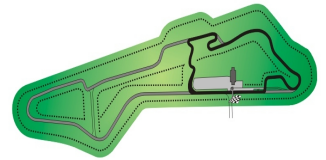
(Chief Timekeeper)

Printed: 04/06/2022 09:22:51





Official Results



Round 3, NI Karting Championships

Bambino

Bishops Court Intermediate Circuit 0.951 miles

Free Practice

04/06/2022 09:00

Practice (6:00 Time) started at 9:16:17

Lap	Lap Tm	Diff	Time of Day
<b>(36) Ethan ROBINSON</b>			
1	1:36.532	+2.260	9:17:53.560
2	1:34.272		9:19:27.832
<b>(75) Callum McVEIGH</b>			
1	1:38.440		9:19:47.560
<b>(47) Myles PURCELL</b>			
1	1:41.240	+1.878	9:18:01.647
2	1:39.362		9:19:41.009
<b>(24) Jessica WYLIE</b>			
1	2:00.183	+1.577	9:18:39.174
2	1:58.606		9:20:37.780

Lap	Lap Tm	Diff	Time of Day
-----	--------	------	-------------

Lap	Lap Tm	Diff	Time of Day
-----	--------	------	-------------

Clerk of the Course - Paul Fullerton Orbits

Timekeepers - David Barr & Lisa Bradley

Results remain provisional until conclusion of technical/judicial matters

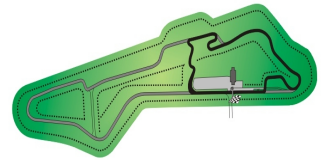
Signed:  (Chief Timekeeper)

Printed: 04/06/2022 09:23:26





Official Results



Round 3, NI Karting Championships

Sorted on best lap time

Honda Cadet

Bishops Court Intermediate Circuit 0.951 miles

Free Practice

04/06/2022 09:10

Practice (10:00 Time) started at 9:23:45

Pos	No.	Name	Best Tm	Diff	Gap	In Lap	2nd Best	Avg Tm	Laps led
1	17	Charlie CONDY	1:12.842			6	1:13.076	1:13.613	6
2	36	Declan NOBLE	1:13.449	0.607	0.607	3	1:13.516	1:14.029	0
3	18	Archie CONDY	1:13.751	0.909	0.302	6	1:13.960	1:14.469	0
4	11	Ryan ARTHUR	1:13.860	1.018	0.109	3	1:14.126	1:14.624	0
5	99	Travis BAILIE	1:14.763	1.921	0.903	6	1:14.951	1:16.298	0
6	25	Joshua WYLIE	1:14.774	1.932	0.011	6	1:14.991	1:15.917	0
7	32	Harry McDOWELL	1:14.798	1.956	0.024	5	1:15.029	1:15.720	0
8	46	Evan PURCELL	1:15.117	2.275	0.319	5	1:15.125	1:16.558	0

Clerk of the Course - Paul Fullerton

Orbits

Timekeepers - David Barr & Lisa Bradley

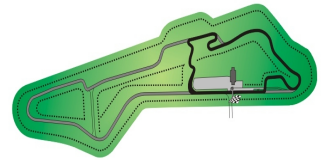
Results remain provisional until conclusion of technical/judicial matters

Signed:

(Chief Timekeeper)

Printed: 04/06/2022 10:22:04





Round 3, NI Karting Championships

Honda Cadet

Bishopscourt Intermediate Circuit 0.951 miles

Free Practice

04/06/2022 09:10

Practice (10:00 Time) started at 9:23:45

Lap	Lap Tm	Diff	Time of Day	Lap	Lap Tm	Diff	Time of Day	Lap	Lap Tm	Diff	Time of Day
<b>(17) Charlie CONDY</b>											
1	1:14.473	+1.631	9:26:05.475								
2	1:14.107	+1.265	9:27:19.582								
3	1:13.420	+0.578	9:28:33.002								
4	1:13.762	+0.920	9:29:46.764								
5	1:13.076	+0.234	9:30:59.840								
6	<b>1:12.842</b>		9:32:12.682								
<b>(36) Declan NOBLE</b>											
1	1:15.648	+2.199	9:26:08.160								
2	1:14.207	+0.758	9:27:22.367								
3	<b>1:13.449</b>		9:28:35.816								
4	1:13.516	+0.067	9:29:49.332								
5	1:13.766	+0.317	9:31:03.098								
6	1:13.590	+0.141	9:32:16.688								
<b>(18) Archie CONDY</b>											
1	1:15.996	+2.245	9:26:06.664								
2	1:14.638	+0.887	9:27:21.302								
3	1:13.960	+0.209	9:28:35.262								
4	1:14.021	+0.270	9:29:49.283								
5	1:14.448	+0.697	9:31:03.731								
6	<b>1:13.751</b>		9:32:17.482								
<b>(11) Ryan ARTHUR</b>											
1	1:16.013	+2.153	9:26:08.100								
2	1:15.107	+1.247	9:27:23.207								
3	<b>1:13.860</b>		9:28:37.067								
4	1:14.355	+0.495	9:29:51.422								
5	1:14.126	+0.266	9:31:05.548								
6	1:14.288	+0.428	9:32:19.836								
<b>(99) Travis BAILIE</b>											
1	1:21.410	+6.647	9:26:15.507								
2	1:15.437	+0.674	9:27:30.944								
3	1:16.068	+1.305	9:28:47.012								
4	1:15.164	+0.401	9:30:02.176								
5	1:14.951	+0.188	9:31:17.127								
6	<b>1:14.763</b>		9:32:31.890								
<b>(25) Joshua WYLIE</b>											
1	1:16.953	+2.179	9:26:13.498								
2	1:16.850	+2.076	9:27:30.348								
3	1:16.443	+1.669	9:28:46.791								
4	1:15.495	+0.721	9:30:02.286								
5	1:14.991	+0.217	9:31:17.277								
6	<b>1:14.774</b>		9:32:32.051								
<b>(32) Harry McDOWELL</b>											
1	1:17.424	+2.626	9:26:12.802								
2	1:16.071	+1.273	9:27:28.873								
3	1:15.566	+0.768	9:28:44.439								
4	1:15.435	+0.637	9:29:59.874								
5	<b>1:14.798</b>		9:31:14.672								
6	1:15.029	+0.231	9:32:29.701								
<b>(46) Evan PURCELL</b>											
1	1:16.683	+1.566	9:26:12.372								
2	1:21.121	+6.004	9:27:33.493								
3	1:15.715	+0.598	9:28:49.208								
4	1:15.587	+0.470	9:30:04.795								
5	<b>1:15.117</b>		9:31:19.912								
6	1:15.125	+0.008	9:32:35.037								

Clerk of the Course - Paul Fullerton

Orbits

Timekeepers - David Barr & Lisa Bradley

Results remain provisional until conclusion of technical/judicial matters

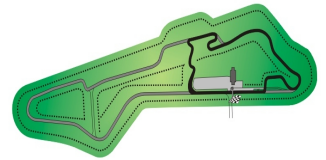
Signed: (Chief Timekeeper)

Printed: 04/06/2022 10:22:21





Official Results



Round 3, NI Karting Championships

Sorted on best lap time

Junior Max/Mini Max

Bishopscourt Intermediate Circuit 0.951 miles

Free Practice

04/06/2022 09:25

Practice started at 9:34:37

Pos	No.	Name	Best Tm	Diff	Gap	In Lap	2nd Best	Avg Tm	Laps led
Junior Max									
1	46	Bobby Joe McFALL	1:01.699			3	1:01.920	1:02.015	0
2	36	Joe GARDINER	1:02.437	0.738	0.738	5	1:02.495	1:02.790	7
3	72	Gavin DEWART	1:02.874	1.175	0.437	4	1:03.503	1:03.624	0
4	37	Steve MONTGOMERY	1:03.208	1.509	0.334	4	1:03.340	1:03.621	1
5	14	Carter KELLY	1:03.699	2.000	0.491	2	1:04.023	1:03.861	0
6	19	Adam McGIVERN	1:05.021	3.322	1.322	7	1:05.072	1:05.875	0
Mini Max									
1	22	Cole McFADDEN BIGGERSTAFF				0			0
2	55	Dennis CHERRY				0			0

Clerk of the Course - Paul Fullerton

Orbits

Timekeepers - David Barr & Lisa Bradley

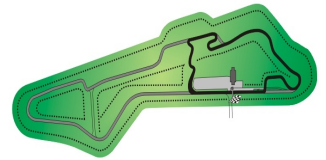
Results remain provisional until conclusion of technical/judicial matters

Signed:

(Chief Timekeeper)

Printed: 04/06/2022 10:24:45





Round 3, NI Karting Championships

Junior Max/Mini Max

Bishopscourt Intermediate Circuit 0.951 miles

Free Practice

04/06/2022 09:25

Practice started at 9:34:37

Lap	Lap Tm	Diff	Time of Day
<b>(46) Bobby Joe McFALL</b>			
1	1:02.475	+0.776	9:36:54.984
2	1:01.969	+0.270	9:37:56.953
3	<b>1:01.699</b>		9:38:58.652
4	1:01.920	+0.221	9:40:00.572

Lap	Lap Tm	Diff	Time of Day
<b>(36) Joe GARDINER</b>			
1	1:03.390	+0.953	9:36:51.893
2	1:02.922	+0.485	9:37:54.815
3	1:02.687	+0.250	9:38:57.502
4	1:03.014	+0.577	9:40:00.516
5	<b>1:02.437</b>		9:41:02.953
6	1:02.495	+0.058	9:42:05.448
7	1:02.586	+0.149	9:43:08.034

Lap	Lap Tm	Diff	Time of Day
<b>(72) Gavin DEWART</b>			
1	1:04.185	+1.311	9:36:57.270
2	1:03.503	+0.629	9:38:00.773
3	1:03.936	+1.062	9:39:04.709
4	<b>1:02.874</b>		9:40:07.583

Lap	Lap Tm	Diff	Time of Day
<b>(37) Steve MONTGOMERY</b>			
1	1:04.324	+1.116	9:36:56.684
2	1:03.340	+0.132	9:38:00.024
3	1:03.359	+0.151	9:39:03.383
4	<b>1:03.208</b>		9:40:06.591
5	1:03.641	+0.433	9:41:10.232
6	1:03.567	+0.359	9:42:13.799
7	1:03.582	+0.374	9:43:17.381
8	1:03.952	+0.744	9:44:21.333

Lap	Lap Tm	Diff	Time of Day
<b>(14) Carter KELLY</b>			
1	1:04.023	+0.324	9:36:57.595
2	<b>1:03.699</b>		9:38:01.294

Lap	Lap Tm	Diff	Time of Day
<b>(19) Adam McGIVERN</b>			
1	1:06.997	+1.976	9:37:02.407
2	1:06.856	+1.835	9:38:09.263
3	1:05.686	+0.665	9:39:14.949
4	1:06.310	+1.289	9:40:21.259
5	1:05.798	+0.777	9:41:27.057
6	1:05.267	+0.246	9:42:32.324
7	<b>1:05.021</b>		9:43:37.345
8	1:05.072	+0.051	9:44:42.417

Clerk of the Course - Paul Fullerton

Orbits

Timekeepers - David Barr & Lisa Bradley

Results remain provisional until conclusion of technical/judicial matters

Signed:

(Chief Timekeeper)

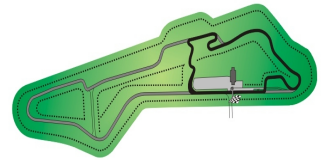
Printed: 04/06/2022 10:24:56



motor sport UK



Official Results



Round 3, NI Karting Championships

Sorted on best lap time

Senior Max

Bishopscourt Intermediate Circuit 0.951 miles

Free Practice

04/06/2022 09:40

Practice (9:00 Time) started at 9:46:35

Pos	No.	Name	Best Tm	Diff	Gap	In Lap	2nd Best	Avg Tm	Laps led
1	1	Conor McPOLIN	1:00.106			3	1:00.230	1:00.259	1
2	43	Ben McFALL	1:00.109	0.003	0.003	6	1:00.110	1:01.376	0
3	26	Daniel CONLON	1:00.739	0.633	0.630	1	1:10.205	1:05.472	1
4	NW	Simon ALLEN	1:01.668	1.562	0.929	1	1:01.687	1:01.811	0
5	141	Zach ROGERS	1:01.749	1.643	0.081	3	1:01.825	1:02.317	0
6	31	Aaron WALKER	1:01.929	1.823	0.180	1	1:02.019	1:02.528	4
7	24	Eamon FAULKNER	1:03.379	3.273	1.450	7	1:03.385	1:03.847	1

Clerk of the Course - Paul Fullerton

Orbits

Timekeepers - David Barr & Lisa Bradley

Results remain provisional until conclusion of technical/judicial matters

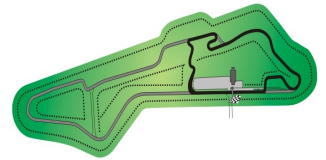
Signed:

(Chief Timekeeper)

Printed: 04/06/2022 10:25:12



motor sport UK



Round 3, NI Karting Championships

Senior Max

Bishopscourt Immediate Circuit 0.951 miles

Free Practice

04/06/2022 09:40

Practice (9:00 Time) started at 9:46:35

Lap	Lap Tm	Diff	Time of Day
<b>(1) Conor McPOLIN</b>			
1	1:00.281	+0.175	9:48:46.326
2	1:00.230	+0.124	9:49:46.556
3	<b>1:00.106</b>		9:50:46.662
4	1:00.419	+0.313	9:51:47.081
<b>(43) Ben McFALL</b>			
1	1:05.299	+5.190	9:48:50.957
2	1:01.189	+1.080	9:49:52.146
3	1:01.112	+1.003	9:50:53.258
4	1:00.440	+0.331	9:51:53.698
5	1:00.110	+0.001	9:52:53.808
6	<b>1:00.109</b>		9:53:53.917
<b>(26) Daniel CONLON</b>			
1	<b>1:00.739</b>		9:48:39.912
2	1:10.205	+9.466	9:49:50.117
<b>(NW) Simon ALLEN</b>			
1	<b>1:01.668</b>		9:48:42.249
2	1:02.070	+0.402	9:49:44.319
3	1:01.687	+0.019	9:50:46.006
4	1:01.822	+0.154	9:51:47.828
<b>(141) Zach ROGERS</b>			
1	1:02.082	+0.333	9:48:40.144
2	1:03.615	+1.866	9:49:43.759
3	<b>1:01.749</b>		9:50:45.508
4	1:01.825	+0.076	9:51:47.333
<b>(31) Aaron WALKER</b>			
1	<b>1:01.929</b>		9:48:40.468
2	1:02.019	+0.090	9:49:42.487
3	1:02.680	+0.751	9:50:45.167
4	1:03.448	+1.519	9:51:48.615
5	1:02.616	+0.687	9:52:51.231
6	1:02.480	+0.551	9:53:53.711
<b>(24) Eamon FAULKNER</b>			
1	1:04.133	+0.754	9:48:48.925
2	1:04.067	+0.688	9:49:52.992
3	1:04.274	+0.895	9:50:57.266
4	1:03.385	+0.006	9:52:00.651
5	1:04.148	+0.769	9:53:04.799
6	1:03.543	+0.164	9:54:08.342
7	<b>1:03.379</b>		9:55:11.721

Lap	Lap Tm	Diff	Time of Day
-----	--------	------	-------------

Lap	Lap Tm	Diff	Time of Day
-----	--------	------	-------------

Clerk of the Course - Paul Fullerton

Orbits

Timekeepers - David Barr & Lisa Bradley

Results remain provisional until conclusion of technical/judicial matters

Signed:

(Chief Timekeeper)

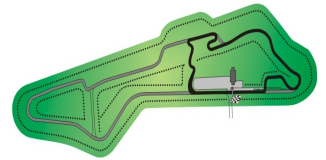
Printed: 04/06/2022 10:25:36







Official Results



Round 5, NI Superkart Championships

Sorted on best lap time

125cc Superkarts

Bishops court National Circuit 1.824 miles

125/250 Superkart Practice

04/06/2022 10:10

Qualifying (10:00 Time) started at 10:13:17

Pos	No.	Name	Best Tm	Diff	Gap	In Lap	2nd Best	Avg Tm	Laps led
125 Superkarts									
1	1	Peter CROSSEN	1:12.952			5	l:13.017	1:15.819	0
2	55	Ross WITHEROW	1:13.131	0.179	0.179	7	l:13.635	1:14.341	1
3	69	Danny HYLAND	1:13.480	0.528	0.349	6	l:13.814	1:16.098	0
4	17	Scott GREENAWAY	1:16.424	3.472	2.944	4	l:19.023	1:23.544	0
5	51	Geoffrey SIMMS	1:17.242	4.290	0.818	5	l:17.903	1:20.858	0
6	19	Philip MILLS	1:19.384	6.432	2.142	7	l:20.095	1:22.146	0
250 Div 1									
1	43	Brian JONES	1:06.588			6	l:06.891	1:07.611	1
2	3	Liam FOX	1:07.066	0.478	0.478	5	l:07.645	1:08.125	5
3	27	Alan WITHEROW	1:07.463	0.875	0.397	5	l:07.915	1:09.951	0
4	72	Richard DEWART	1:09.731	3.143	2.268	6	l:09.732	1:10.646	1
5	60	Jonathan ADAMS	1:11.697	5.109	1.966	3	l:12.862	1:12.598	0
6	62	Colin ARMSTRONG	1:12.623	6.035	0.926	4	l:12.901	1:13.872	0
7	42	Colm BYRNE	1:17.204	10.616	4.581	4	l:17.850	1:18.341	0

Clerk of Course - Paul Fulleron

Orbits

Timekeepers - David Barr & Lisa Bradley

Results remain provisional until conclusion of technical/judicial matters

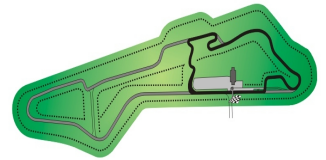
Signed:

(Chief Timekeeper)

Printed: 04/06/2022 10:31:41



motor sport UK



Round 5, NI Superkart Championships

125cc Superkarts

Bishopscourt National Circuit 1.824 miles

125/250 Superkart Practice

04/06/2022 10:10

Qualifying (10:00 Time) started at 10:13:17

Lap	Lap Tm	Diff	Time of Day
<b>(43) Brian JONES</b>			
1	1:09.215	+2.627	10:14:36.191
2	1:06.947	+0.359	10:15:43.138
3	1:07.393	+0.805	10:16:50.531
4	1:08.635	+2.047	10:17:59.166
5	1:06.891	+0.303	10:19:06.057
6	<b>1:06.588</b>		10:20:12.645
<b>(3) Liam FOX</b>			
1	1:09.597	+2.531	10:14:27.070
2	1:08.500	+1.434	10:15:35.570
3	1:07.645	+0.579	10:16:43.215
4	1:07.821	+0.755	10:17:51.036
5	<b>1:07.066</b>		10:18:58.102
<b>(27) Alan WITHEROW</b>			
1	1:14.299	+6.836	10:19:09.295
2	1:11.503	+4.040	10:20:20.798
3	1:08.578	+1.115	10:21:29.376
4	1:07.915	+0.452	10:22:37.291
5	<b>1:07.463</b>		10:23:44.754
<b>(72) Richard DEWART</b>			
1	1:14.267	+4.536	10:14:38.570
2	1:10.407	+0.676	10:15:48.977
3	1:10.025	+0.294	10:16:59.002
4	1:09.988	+0.257	10:18:08.990
5	1:10.372	+0.641	10:19:19.362
6	<b>1:09.731</b>		10:20:29.093
7	1:09.732	+0.001	10:21:38.825
<b>(60) Jonathan ADAMS</b>			
1	1:12.862	+1.165	10:14:36.278
2	1:13.235	+1.538	10:15:49.513
3	<b>1:11.697</b>		10:17:01.210
<b>(62) Colin ARMSTRONG</b>			
1	1:14.317	+1.694	10:14:42.106
2	1:12.901	+0.278	10:15:55.007
3	1:13.746	+1.123	10:17:08.753
4	<b>1:12.623</b>		10:18:21.376
5	1:13.063	+0.440	10:19:34.439
6	1:14.609	+1.986	10:20:49.048
7	1:15.851	+3.228	10:22:04.899
<b>(1) Peter CROSSEN</b>			
1	1:24.589	+11.637	10:15:23.971
2	1:14.517	+1.565	10:16:38.488
3	1:14.023	+1.071	10:17:52.511
4	1:13.017	+0.065	10:19:05.528
5	<b>1:12.952</b>		10:20:18.480
<b>(55) Ross WITHEROW</b>			
1	1:16.822	+3.691	10:15:13.511
2	1:14.606	+1.475	10:16:28.117
3	1:14.078	+0.947	10:17:42.195
4	1:14.390	+1.259	10:18:56.585
5	1:14.256	+1.125	10:20:10.841
6	1:13.811	+0.680	10:21:24.652
7	<b>1:13.131</b>		10:22:37.783
8	1:13.635	+0.504	10:23:51.418
<b>(69) Danny HYLAND</b>			
1	1:22.767	+9.287	10:15:31.333
2	1:16.428	+2.948	10:16:47.761

Lap	Lap Tm	Diff	Time of Day
3	1:15.599	+2.119	10:18:03.360
4	1:14.505	+1.025	10:19:17.865
5	1:13.814	+0.334	10:20:31.679
6	<b>1:13.480</b>		10:21:45.159
<b>(17) Scott GREENAWAY</b>			
1	1:30.420	+13.996	10:15:37.532
2	1:28.311	+11.887	10:17:05.843
3	1:19.023	+2.599	10:18:24.866
4	<b>1:16.424</b>		10:19:41.290
<b>(42) Colm BYRNE</b>			
1	1:19.877	+2.673	10:14:46.985
2	1:18.166	+0.962	10:16:05.151
3	1:17.850	+0.646	10:17:23.001
4	<b>1:17.204</b>		10:18:40.205
5	1:18.612	+1.408	10:19:58.817
<b>(51) Geoffrey SIMMS</b>			
1	1:27.797	+10.555	10:15:23.373
2	1:24.041	+6.799	10:16:47.414
3	1:19.948	+2.706	10:18:07.362
4	1:18.219	+0.977	10:19:25.581
5	<b>1:17.242</b>		10:20:42.823
6	1:17.903	+0.661	10:22:00.726
<b>(19) Philip MILLS</b>			
1	1:28.791	+9.407	10:15:23.948
2	1:23.283	+3.899	10:16:47.231
3	1:22.734	+3.350	10:18:09.965
4	1:20.095	+0.711	10:19:30.060
5	1:20.333	+0.949	10:20:50.393
6	1:20.407	+1.023	10:22:10.800
7	<b>1:19.384</b>		10:23:30.184

Lap	Lap Tm	Diff	Time of Day
-----	--------	------	-------------

Clerk of Course - Paul Fulleron

Orbits

Timekeepers - David Barr & Lisa Bradley

Results remain provisional until conclusion of technical/judicial matters

Signed:

(Chief Timekeeper)

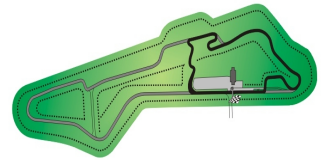
Printed: 04/06/2022 10:31:59



motor sport UK



Official Results



Round 3, NI Karting Championships

Sorted on best lap time

Bambino Bishops court Imediate Circuit 0.951 miles

Timed Qualification 04/06/2022 10:00

Qualifying (6:00 Time) started at 10:34:52

Pos	No.	Name	Best Tm	Diff	Gap	In Lap	2nd Best	Avg Tm	Laps led
1	36	Ethan ROBINSON	1:31.079			3	1:31.345	1:31.260	3
2	75	Callum McVEIGH	1:32.662	1.583	1.583	2	1:32.710	1:32.934	0
3	47	Myles PURCELL	1:35.612	4.533	2.950	2	1:36.662	1:36.323	0
4	24	Jessica WYLIE	1:49.780	18.701	14.168	2	1:50.844	1:50.612	0

Clerk of the Course - Paul Fullerton

Orbits

Timekeepers - David Barr & Lisa Bradley

Results remain provisional until conclusion of technical/judicial matters

Signed:

(Chief Timekeeper)

Printed: 04/06/2022 10:48:06

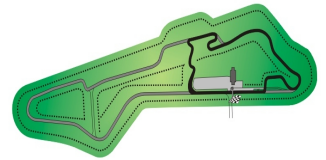


motor sport UK





Official Results



Round 3, NI Karting Championships

Sorted on Laps

Honda Cadet

Bishopscourt Intermediate Circuit 0.951 miles

Heat 1

04/06/2022 10:55

Race started at 10:45:42

Pos	No.	Name	Laps	Total Tm	Diff	Gap	Best Tm	In Lap	2nd Best	Avg Tm
1	17	Charlie CONDY	8	9:38.390			1:11.635	7	1:11.918	1:12.298
2	18	Archie CONDY	8	9:42.195	3.805	3.805	1:12.146	6	1:12.196	1:12.750
3	36	Declan NOBLE	8	9:43.835	5.445	1.640	1:12.286	4	1:12.413	1:12.914
4	99	Travis BAILIE	8	9:44.313	5.923	0.478	1:12.408	5	1:12.471	1:12.942
5	46	Evan PURCELL	8	9:47.372	8.982	3.059	1:12.330	4	1:12.645	1:13.313
6	11	Ryan ARTHUR	8	9:47.824	9.434	0.452	1:12.637	5	1:12.797	1:13.471
7	32	Harry McDOWELL	8	9:57.706	19.316	9.882	1:13.747	6	1:13.775	1:14.618
8	25	Joshua WYLIE	8	9:57.818	19.428	0.112	1:13.740	6	1:13.771	1:14.672

Margin of Victory	Avg. Speed	Best Lap Tm	Best Speed	Best Lap by
3.805	47.354	1:11.635	47.792	17 - Charlie CONDY

Clerk of the Course - Paul Fullerton

Orbits

Timekeepers - David Barr & Lisa Bradley

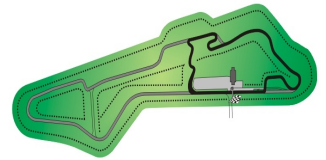
Results remain provisional until conclusion of technical/judicial matters

Signed:

Chief Timekeeper

Printed: 04/06/2022 11:00:27





Round 3, NI Karting Championships

Honda Cadet

Bishopscourt Intermediate Circuit 0.951 miles

Heat 1

04/06/2022 10:55

Race started at 10:45:42

Lap	Lap Tm	Diff	Time of Day	Lap	Lap Tm	Diff	Time of Day	Lap	Lap Tm	Diff	Time of Day				
<b>(17) Charlie CONDY</b>															
1	1:13.859	+2.224	10:46:55.881	5	1:14.300	+0.553	10:51:58.167								
2	1:12.556	+0.921	10:48:08.437	6	<b>1:13.747</b>		10:53:11.914								
3	1:12.044	+0.409	10:49:20.481	7	1:13.775	+0.028	10:54:25.689								
4	1:12.276	+0.641	10:50:32.757	8	1:14.039	+0.292	10:55:39.728								
5	1:12.087	+0.452	10:51:44.844	<b>(25) Joshua WYLIE</b>											
6	1:12.015	+0.380	10:52:56.859	1	1:17.469	+3.729	10:46:59.926								
7	<b>1:11.635</b>		10:54:08.494	2	1:14.873	+1.133	10:48:14.799								
8	1:11.918	+0.283	10:55:20.412	3	1:14.647	+0.907	10:49:29.446								
<b>(18) Archie CONDY</b>															
1	1:14.589	+2.443	10:46:56.802	4	1:14.508	+0.768	10:50:43.954								
2	1:12.963	+0.817	10:48:09.765	5	1:14.362	+0.622	10:51:58.316								
3	1:12.495	+0.349	10:49:22.260	6	<b>1:13.740</b>		10:53:12.056								
4	1:12.249	+0.103	10:50:34.509	7	1:13.771	+0.031	10:54:25.827								
5	1:12.196	+0.050	10:51:46.705	8	1:14.013	+0.273	10:55:39.840								
6	<b>1:12.146</b>		10:52:58.851	<b>(36) Declan NOBLE</b>											
7	1:12.907	+0.761	10:54:11.758	1	1:15.371	+3.085	10:46:57.915								
8	1:12.459	+0.313	10:55:24.217	2	1:13.050	+0.764	10:48:10.965								
<b>(36) Declan NOBLE</b>															
1	1:15.371	+3.085	10:46:57.915	3	1:12.626	+0.340	10:49:23.591								
2	1:13.050	+0.764	10:48:10.965	4	<b>1:12.286</b>		10:50:35.877								
3	1:12.626	+0.340	10:49:23.591	5	1:12.413	+0.127	10:51:48.290								
4	<b>1:12.286</b>		10:50:35.877	6	1:12.442	+0.156	10:53:00.732								
5	1:12.413	+0.127	10:51:48.290	7	1:12.637	+0.351	10:54:13.369								
6	1:12.442	+0.156	10:53:00.732	8	1:12.488	+0.202	10:55:25.857								
7	1:12.637	+0.351	10:54:13.369	<b>(99) Travis BAILIE</b>											
8	1:12.488	+0.202	10:55:25.857	1	1:14.956	+2.548	10:46:57.748								
<b>(99) Travis BAILIE</b>															
1	1:14.956	+2.548	10:46:57.748	2	1:12.815	+0.407	10:48:10.563								
2	1:12.815	+0.407	10:48:10.563	3	1:12.963	+0.555	10:49:23.526								
3	1:12.963	+0.555	10:49:23.526	4	1:12.818	+0.410	10:50:36.344								
4	1:12.818	+0.410	10:50:36.344	5	<b>1:12.408</b>		10:51:48.752								
5	<b>1:12.408</b>		10:51:48.752	6	1:12.534	+0.126	10:53:01.286								
6	1:12.534	+0.126	10:53:01.286	7	1:12.578	+0.170	10:54:13.864								
7	1:12.578	+0.170	10:54:13.864	8	1:12.471	+0.063	10:55:26.335								
8	1:12.471	+0.063	10:55:26.335	<b>(46) Evan PURCELL</b>											
<b>(46) Evan PURCELL</b>															
1	1:15.641	+3.311	10:46:58.524	1	1:15.262	+2.625	10:46:57.333								
2	1:13.044	+0.714	10:48:11.568	2	1:13.578	+0.941	10:48:10.911								
3	1:12.645	+0.315	10:49:24.213	3	1:12.797	+0.160	10:49:23.708								
4	<b>1:12.330</b>		10:50:36.543	4	1:13.186	+0.549	10:50:36.894								
5	1:13.145	+0.815	10:51:49.688	5	<b>1:12.637</b>		10:51:49.531								
6	1:13.005	+0.675	10:53:02.693	6	1:13.374	+0.737	10:53:02.905								
7	1:12.987	+0.657	10:54:15.680	7	1:12.980	+0.343	10:54:15.885								
8	1:13.714	+1.384	10:55:29.394	8	1:13.961	+1.324	10:55:29.846								
<b>(11) Ryan ARTHUR</b>															
<b>(11) Ryan ARTHUR</b>															
1	1:15.262	+2.625	10:46:57.333	<b>(32) Harry McDOWELL</b>											
2	1:13.578	+0.941	10:48:10.911	1	1:17.009	+3.262	10:46:59.787								
3	1:12.797	+0.160	10:49:23.708	2	1:14.790	+1.043	10:48:14.577								
4	1:13.186	+0.549	10:50:36.894	3	1:14.711	+0.964	10:49:29.288								
5	<b>1:12.637</b>		10:51:49.531	4	1:14.579	+0.832	10:50:43.867								
6	1:13.374	+0.737	10:53:02.905	<b>(32) Harry McDOWELL</b>											
7	1:12.980	+0.343	10:54:15.885	<b>(32) Harry McDOWELL</b>											
8	1:13.961	+1.324	10:55:29.846	<b>(32) Harry McDOWELL</b>											
<b>(32) Harry McDOWELL</b>															
1	1:17.009	+3.262	10:46:59.787	<b>(32) Harry McDOWELL</b>											
2	1:14.790	+1.043	10:48:14.577	<b>(32) Harry McDOWELL</b>											
3	1:14.711	+0.964	10:49:29.288	<b>(32) Harry McDOWELL</b>											
4	1:14.579	+0.832	10:50:43.867	<b>(32) Harry McDOWELL</b>											

Clerk of the Course - Paul Fullerton

Orbits

Timekeepers - David Barr & Lisa Bradley

Results remain provisional until conclusion of technical/judicial matters

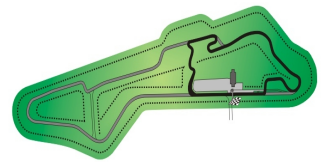
Signed: (Chief Timekeeper)

Printed: 04/06/2022 11:00:48





# Official Results



## Round 3, NI Karting Championships

Sorted on Laps

Junior Max/Mini Max

Bishopscourt Immediate Circuit 0.951 miles

Heat 1

04/06/2022 11:00

Race started at 10:58:52

Pos	No.	Name	Laps	Total Tm	Diff	Gap	Best Tm	In Lap	2nd Best	Avg Tm
Junior Max										
1	46	Bobby Joe McFALL	9	9:11.226			1:01.047	6	1:01.101	1:01.395
2	36	Joe GARDINER	9	9:18.134	6.908	6.908	1:01.784	4	1:01.887	1:02.266
3	72	Gavin DEWART	9	9:18.358	7.132	0.224	1:01.936	7	1:01.972	1:02.252
4	14	Carter KELLY	9	9:18.910	7.684	0.552	1:01.856	7	1:01.897	1:02.359
5	37	Steve MONTGOMERY	9	9:33.632	22.406	14.722	1:02.752	6	1:02.830	1:04.175
6	19	Adam McGIVERN	9	9:49.945	38.719	16.313	1:04.463	3	1:04.475	1:06.190
Mini Max										
1	22	Cole McFADDEN BIGGERSTAFF	9	9:41.587			1:04.581	6	1:04.641	1:05.101
2	55	Dennis CHERRY	9	10:04.720	23.133	23.133	1:06.921	8	1:06.956	1:07.957

Margin of Victory	Avg. Speed	Best Lap Tm	Best Speed	Best Lap by
6.908	55.898	1:01.047	56.081	46 - Bobby Joe McFALL

Clerk of the Course - Paul Fullerton

Orbits

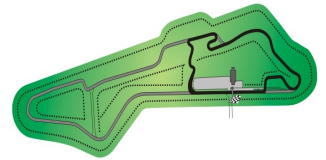
Timekeepers - David Barr & Lisa Bradley

Results remain provisional until conclusion of technical/judicial matters

Signed:

Chief  
Timekeeper





Round 3, NI Karting Championships

Junior Max/Mini Max

Bishopscourt Immediate Circuit 0.951 miles

Heat 1

04/06/2022 11:00

Race started at 10:58:52

Lap	Lap Tm	Diff	Time of Day
<b>(46) Bobby Joe McFALL</b>			
1	1:01.857	+0.810	10:59:54.550
2	1:01.712	+0.665	11:00:56.262
3	1:01.763	+0.716	11:01:58.025
4	1:01.283	+0.236	11:02:59.308
5	1:01.196	+0.149	11:04:00.504
6	<b>1:01.047</b>		11:05:01.551
7	1:01.101	+0.054	11:06:02.652
8	1:01.202	+0.155	11:07:03.854
<b>(36) Joe GARDINER</b>			
1	1:04.017	+2.233	10:59:56.645
2	1:01.974	+0.190	11:00:58.619
3	1:02.073	+0.289	11:02:00.692
4	<b>1:01.784</b>		11:03:02.476
5	1:02.320	+0.536	11:04:04.796
6	1:01.971	+0.187	11:05:06.767
7	1:01.887	+0.103	11:06:08.654
8	1:02.108	+0.324	11:07:10.762
<b>(72) Gavin DEWART</b>			
1	1:03.128	+1.192	10:59:56.092
2	1:01.972	+0.036	11:00:58.064
3	1:02.055	+0.119	11:02:00.119
4	1:02.283	+0.347	11:03:02.402
5	1:02.493	+0.557	11:04:04.895
6	1:02.075	+0.139	11:05:06.970
7	<b>1:01.936</b>		11:06:08.906
8	1:02.080	+0.144	11:07:10.986
<b>(14) Carter KELLY</b>			
1	1:03.153	+1.297	10:59:55.816
2	1:02.180	+0.324	11:00:57.996
3	1:02.656	+0.800	11:02:00.652
4	1:02.475	+0.619	11:03:03.127
5	1:02.355	+0.499	11:04:05.482
6	1:02.303	+0.447	11:05:07.785
7	<b>1:01.856</b>		11:06:09.641
8	1:01.897	+0.041	11:07:11.538
<b>(37) Steve MONTGOMERY</b>			
1	1:05.265	+2.513	10:59:58.122
2	1:10.651	+7.899	11:01:08.773
3	1:03.033	+0.281	11:02:11.806
4	1:02.892	+0.140	11:03:14.698
5	1:02.941	+0.189	11:04:17.639
6	<b>1:02.752</b>		11:05:20.391
7	1:02.830	+0.078	11:06:23.221
8	1:03.039	+0.287	11:07:26.260
<b>(22) Cole McFADDEN BIGGERSTAFF</b>			
1	1:07.150	+2.569	11:00:00.551
2	1:05.228	+0.647	11:01:05.779
3	1:04.641	+0.060	11:02:10.420
4	1:04.830	+0.249	11:03:15.250
5	1:04.729	+0.148	11:04:19.979
6	<b>1:04.581</b>		11:05:24.560
7	1:04.975	+0.394	11:06:29.535
8	1:04.680	+0.099	11:07:34.215
<b>(19) Adam McGIVERN</b>			
1	1:07.039	+2.576	11:00:00.091
2	1:05.330	+0.867	11:01:05.421
3	<b>1:04.463</b>		11:02:09.884
4	1:04.475	+0.012	11:03:14.359

Lap	Lap Tm	Diff	Time of Day
5	1:14.049	+9.586	11:04:28.408
6	1:04.954	+0.491	11:05:33.362
7	1:04.609	+0.146	11:06:37.971
8	1:04.602	+0.139	11:07:42.573
<b>(55) Dennis CHERRY</b>			
1	1:11.020	+4.099	11:00:04.706
2	1:08.433	+1.512	11:01:13.139
3	1:07.721	+0.800	11:02:20.860
4	1:07.395	+0.474	11:03:28.255
5	1:07.868	+0.947	11:04:36.123
6	1:07.348	+0.427	11:05:43.471
7	1:06.956	+0.035	11:06:50.427
8	<b>1:06.921</b>		11:07:57.348

Lap	Lap Tm	Diff	Time of Day
-----	--------	------	-------------

Clerk of the Course - Paul Fullerton

Orbits

Timekeepers - David Barr & Lisa Bradley

Results remain provisional until conclusion of technical/judicial matters

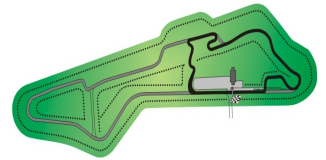
Signed:

(Chief Timekeeper)





Official Results



Round 3, NI Karting Championships

Sorted on Laps

Senior Max

Bishopscourt Intermediate Circuit 0.951 miles

Heat 1

04/06/2022 11:15

Race started at 11:13:11

Pos	No.	Name	Laps	Total Tm	Diff	Gap	Best Tm	In Lap	2nd Best	Avg Tm
1	IGP	Conor McPOLIN	10	10:00.170			59.488	7	59.520	1:00.012
2	43	Ben McFALL	10	10:00.268	0.098	0.098	59.438	4	59.492	1:00.007
3	26	Daniel CONLON	10	10:00.496	0.326	0.228	59.484	3	59.511	1:00.042
4	141	Zach ROGERS	10	10:07.988	7.818	7.492	59.966	3	1:00.296	1:00.765
5	NW	Simon ALLEN	10	10:12.509	12.339	4.521	1:00.690	5	1:00.788	1:01.250
6	31	Aaron WALKER	10	10:20.138	19.968	7.629	1:01.167	3	1:01.480	1:01.990
7	24	Eamon FAULKNER	10	10:41.952	41.782	21.814	1:02.516	3	1:02.625	1:04.147

Margin of Victory	Avg. Speed	Best Lap Tm	Best Speed	Best Lap by
0.098	57.044	59.438	57.600	43 - Ben McFALL

Clerk of the Course - Paul Fullerton

Orbits

Timekeepers - David Barr & Lisa Bradley

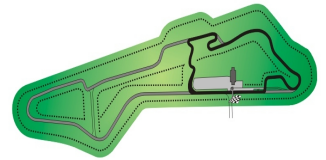
Results remain provisional until conclusion of technical/judicial matters

Signed:

Chief Timekeeper

Printed: 04/06/2022 11:44:30





Round 3, NI Karting Championships

Senior Max

Bishopscourt Immediate Circuit 0.951 miles

Heat 1

04/06/2022 11:15

Race started at 11:13:11

Lap	Lap Tm	Diff	Time of Day
<b>(IGP) Conor McPOLIN</b>			
1	1:01.571	+2.083	11:14:13.219
2	59.838	+0.350	11:15:13.057
3	59.916	+0.428	11:16:12.973
4	1:00.369	+0.881	11:17:13.342
5	59.792	+0.304	11:18:13.134
6	59.520	+0.032	11:19:12.654
7	<b>59.488</b>		11:20:12.142
8	59.629	+0.141	11:21:11.771
9	1:00.062	+0.574	11:22:11.833
10	59.939	+0.451	11:23:11.772

<b>(43) Ben McFALL</b>			
1	1:01.707	+2.269	11:14:13.501
2	1:00.811	+1.373	11:15:14.312
3	59.890	+0.452	11:16:14.202
4	<b>59.438</b>		11:17:13.640
5	59.554	+0.116	11:18:13.194
6	59.524	+0.086	11:19:12.718
7	59.492	+0.054	11:20:12.210
8	59.647	+0.209	11:21:11.857
9	59.751	+0.313	11:22:11.608
10	1:00.262	+0.824	11:23:11.870

<b>(26) Daniel CONLON</b>			
1	1:02.053	+2.569	11:14:13.724
2	59.830	+0.346	11:15:13.554
3	<b>59.484</b>		11:16:13.038
4	1:00.152	+0.668	11:17:13.190
5	1:00.201	+0.717	11:18:13.391
6	59.517	+0.033	11:19:12.908
7	59.511	+0.027	11:20:12.419
8	59.611	+0.127	11:21:12.030
9	1:00.084	+0.600	11:22:12.114
10	59.984	+0.500	11:23:12.098

<b>(141) Zach ROGERS</b>			
1	1:02.021	+2.055	11:14:13.959
2	1:00.823	+0.857	11:15:14.782
3	<b>59.966</b>		11:16:14.748
4	1:00.410	+0.444	11:17:15.158
5	1:00.296	+0.330	11:18:15.454
6	1:00.535	+0.569	11:19:15.989
7	1:00.632	+0.666	11:20:16.621
8	1:01.007	+1.041	11:21:17.628
9	1:00.931	+0.965	11:22:18.559
10	1:01.031	+1.065	11:23:19.590

<b>(NW) Simon ALLEN</b>			
1	1:03.077	+2.387	11:14:14.680
2	1:01.290	+0.600	11:15:15.970
3	1:00.966	+0.276	11:16:16.936
4	1:01.065	+0.375	11:17:18.001
5	<b>1:00.690</b>		11:18:18.691
6	1:00.940	+0.250	11:19:19.631
7	1:01.408	+0.718	11:20:21.039
8	1:00.891	+0.201	11:21:21.930
9	1:00.788	+0.098	11:22:22.718
10	1:01.393	+0.703	11:23:24.111

<b>(31) Aaron WALKER</b>			
1	1:03.562	+2.395	11:14:15.396
2	1:01.691	+0.524	11:15:17.087
3	<b>1:01.167</b>		11:16:18.254
4	1:01.480	+0.313	11:17:19.734

Lap	Lap Tm	Diff	Time of Day
5	1:01.737	+0.570	11:18:21.471
6	1:02.179	+1.012	11:19:23.650
7	1:01.943	+0.776	11:20:25.593
8	1:02.053	+0.886	11:21:27.646
9	1:02.035	+0.868	11:22:29.681
10	1:02.059	+0.892	11:23:31.740

<b>(24) Eamon FAULKNER</b>			
1	1:04.573	+2.057	11:14:16.650
2	1:03.275	+0.759	11:15:19.925
3	<b>1:02.516</b>		11:16:22.441
4	1:03.379	+0.863	11:17:25.820
5	1:03.272	+0.756	11:18:29.092
6	1:03.232	+0.716	11:19:32.324
7	1:02.625	+0.109	11:20:34.949
8	1:10.564	+8.048	11:21:45.513
9	1:03.930	+1.414	11:22:49.443
10	1:04.111	+1.595	11:23:53.554

Clerk of the Course - Paul Fullerton

Orbits

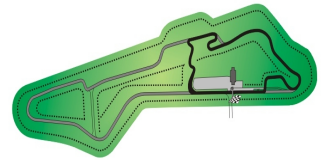
Timekeepers - David Barr & Lisa Bradley

Results remain provisional until conclusion of technical/judicial matters

Signed: (Chief Timekeeper)



Official Results



Round 5, NI Superkart Championships

Sorted on Laps

125cc Superkarts

Bishopscourt National Circuit 1.824 miles

Race 1

04/06/2022 11:30

Race started at 11:32:26

Pos	No.	Name	Laps	Total Tm	Diff	Gap	Best Tm	In Lap	2nd Best	Avg Tm
1	55	Ross WITHEROW	9	10:59.336			1:12.337	6	1:12.414	1:13.259
2	69	Danny HYLAND	9	11:08.255	8.919	8.919	1:13.213	4	1:13.496	1:14.227
3	51	Geoffrey SIMMS	9	11:38.087	38.751	29.832	1:16.192	4	1:16.529	1:17.484
4	19	Philip MILLS	9	11:48.990	49.654	10.903	1:17.346	3	1:17.574	1:18.663
Not classified										
DNF	17	Scott GREENAWAY	7	8:52.641	DNF		1:15.046	4	1:15.075	1:16.027
DNF	1	Peter CROSSEN	1	1:20.960	DNF		1:19.828	1		1:19.828

Margin of Victory	Avg. Speed	Best Lap Tm	Best Speed	Best Lap by
8.919	89.632	1:12.337	90.775	55 - Ross WITHEROW

Clerk of Course - Paul Fulleron

Orbits

Timekeepers - David Barr & Lisa Bradley

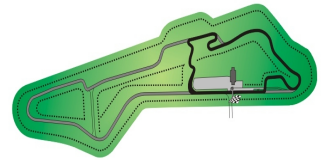
Results remain provisional until conclusion of technical/judicial matters

Signed:

Chief Timekeeper

Printed: 04/06/2022 11:51:31





Round 5, NI Superkart Championships

125cc Superkarts

Bishopscourt National Circuit 1.824 miles

Race 1

04/06/2022 11:30

Race started at 11:32:26

Lap	Lap Tm	Diff	Time of Day
<b>(55) Ross WITHEROW</b>			
1	1:16.868	+4.531	11:33:43.448
2	1:13.516	+1.179	11:34:56.964
3	1:13.019	+0.682	11:36:09.983
4	1:12.674	+0.337	11:37:22.657
5	1:12.683	+0.346	11:38:35.340
6	<b>1:12.337</b>		11:39:47.677
7	1:12.567	+0.230	11:41:00.244
8	1:13.258	+0.921	11:42:13.502
9	1:12.414	+0.077	11:43:25.916
<b>(69) Danny HYLAND</b>			
1	1:16.985	+3.772	11:33:43.771
2	1:13.832	+0.619	11:34:57.603
3	1:13.496	+0.283	11:36:11.099
4	<b>1:13.213</b>		11:37:24.312
5	1:13.574	+0.361	11:38:37.886
6	1:14.211	+0.998	11:39:52.097
7	1:14.161	+0.948	11:41:06.258
8	1:14.626	+1.413	11:42:20.884
9	1:13.951	+0.738	11:43:34.835
<b>(51) Geoffrey SIMMS</b>			
1	1:19.898	+3.706	11:33:47.208
2	1:18.157	+1.965	11:35:05.365
3	1:17.118	+0.926	11:36:22.483
4	<b>1:16.192</b>		11:37:38.675
5	1:16.529	+0.337	11:38:55.204
6	1:16.579	+0.387	11:40:11.783
7	1:17.634	+1.442	11:41:29.417
8	1:17.456	+1.264	11:42:46.873
9	1:17.794	+1.602	11:44:04.667
<b>(19) Philip MILLS</b>			
1	1:20.356	+3.010	11:33:47.957
2	1:17.960	+0.614	11:35:05.917
3	<b>1:17.346</b>		11:36:23.263
4	1:17.574	+0.228	11:37:40.837
5	1:18.424	+1.078	11:38:59.261
6	1:18.808	+1.462	11:40:18.069
7	1:19.102	+1.756	11:41:37.171
8	1:19.226	+1.880	11:42:56.397
9	1:19.173	+1.827	11:44:15.570
<b>(17) Scott GREENAWAY</b>			
1	1:18.569	+3.523	11:33:45.596
2	1:15.075	+0.029	11:35:00.671
3	1:15.261	+0.215	11:36:15.932
4	<b>1:15.046</b>		11:37:30.978
5	1:15.763	+0.717	11:38:46.741
6	1:16.369	+1.323	11:40:03.110
7	1:16.111	+1.065	11:41:19.221
<b>(1) Peter CROSSEN</b>			
1	<b>1:19.828</b>		11:33:47.540

Lap	Lap Tm	Diff	Time of Day
-----	--------	------	-------------

Lap	Lap Tm	Diff	Time of Day
-----	--------	------	-------------

Clerk of Course - Paul Fulleron Orbits

Timekeepers - David Barr & Lisa Bradley

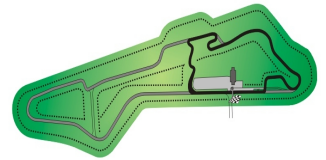
Results remain provisional until conclusion of technical/judicial matters

Signed: (Chief Timekeeper)





Official Results



Round 5, NI Superkart Championships

Sorted on Laps

250cc Superkarts

Bishops court National Circuit 1.824 miles

Race 1

04/06/2022 11:45

Race started at 11:48:30

Pos	No.	Name	Laps	Total Tm	Diff	Gap	Best Tm	In Lap	2nd Best	Avg Tm
1	43	Brian JONES	10	11:04.035			1:05.739	6	1:05.847	1:06.394
2	99	Stuart COEY	10	11:09.596	5.561	5.561	1:06.042	3	1:06.226	1:06.933
3	3	Liam FOX	10	11:14.812	10.777	5.216	1:06.355	2	1:06.862	1:07.481
4	27	Alan WITHEROW	10	11:20.882	16.847	6.070	1:06.722	2	1:07.260	1:08.058
5	12	Eoin BUCKLEY	10	11:37.633	33.598	16.751	1:08.984	4	1:09.114	1:09.718
6	72	Richard DEWART	10	11:38.200	34.165	0.567	1:08.815	5	1:09.168	1:09.801

Not classified

DNF	62	Colin ARMSTRONG	3	3:38.911	DNF		1:11.623	3	1:12.291	1:12.933
DNS	60	Jonathan ADAMS			DNS			0		
DNS	42	Colm BYRNE			DNS			0		

Margin of Victory	Avg. Speed	Best Lap Tm	Best Speed	Best Lap by
5.561	98.886	1:05.739	99.886	43 - Brian JONES

Clerk of Course - Paul Fulleron

Orbits

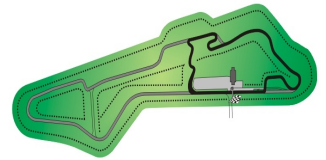
Timekeepers - David Barr & Lisa Bradley

Results remain provisional until conclusion of technical/judicial matters

Signed:

Chief  
Timekeeper





Round 5, NI Superkart Championships

250cc Superkarts

Bishopscourt National Circuit 1.824 miles

Race 1

04/06/2022 11:45

Race started at 11:48:30

Lap	Lap Tm	Diff	Time of Day
<b>(43) Brian JONES</b>			
1	1:09.552	+3.813	11:49:40.561
2	1:06.037	+0.298	11:50:46.598
3	1:05.854	+0.115	11:51:52.452
4	1:05.927	+0.188	11:52:58.379
5	1:06.099	+0.360	11:54:04.478
6	<b>1:05.739</b>		11:55:10.217
7	1:05.847	+0.108	11:56:16.064
8	1:06.105	+0.366	11:57:22.169
9	1:06.255	+0.516	11:58:28.424
10	1:06.525	+0.786	11:59:34.949

Lap	Lap Tm	Diff	Time of Day
<b>(99) Stuart COEY</b>			
1	1:10.813	+4.771	11:49:41.990
2	1:06.240	+0.198	11:50:48.230
3	<b>1:06.042</b>		11:51:54.272
4	1:06.226	+0.184	11:53:00.498
5	1:06.397	+0.355	11:54:06.895
6	1:06.382	+0.340	11:55:13.277
7	1:06.591	+0.549	11:56:19.868
8	1:06.505	+0.463	11:57:26.373
9	1:06.574	+0.532	11:58:32.947
10	1:07.563	+1.521	11:59:40.510

Lap	Lap Tm	Diff	Time of Day
<b>(3) Liam FOX</b>			
1	1:10.720	+4.365	11:49:41.634
2	<b>1:06.355</b>		11:50:47.989
3	1:07.342	+0.987	11:51:55.331
4	1:06.905	+0.550	11:53:02.236
5	1:07.183	+0.828	11:54:09.419
6	1:06.862	+0.507	11:55:16.281
7	1:07.077	+0.722	11:56:23.358
8	1:07.215	+0.860	11:57:30.573
9	1:07.496	+1.141	11:58:38.069
10	1:07.657	+1.302	11:59:45.726

Lap	Lap Tm	Diff	Time of Day
<b>(27) Alan WITHEROW</b>			
1	1:12.294	+5.572	11:49:43.502
2	<b>1:06.722</b>		11:50:50.224
3	1:07.260	+0.538	11:51:57.484
4	1:07.626	+0.904	11:53:05.110
5	1:07.972	+1.250	11:54:13.082
6	1:07.796	+1.074	11:55:20.878
7	1:07.587	+0.865	11:56:28.465
8	1:07.267	+0.545	11:57:35.732
9	1:07.973	+1.251	11:58:43.705
10	1:08.091	+1.369	11:59:51.796

Lap	Lap Tm	Diff	Time of Day
<b>(12) Eoin BUCKLEY</b>			
1	1:11.899	+2.915	11:49:43.263
2	1:09.400	+0.416	11:50:52.663
3	1:10.469	+1.485	11:52:03.132
4	<b>1:08.984</b>		11:53:12.116
5	1:09.531	+0.547	11:54:21.647
6	1:09.114	+0.130	11:55:30.761
7	1:09.699	+0.715	11:56:40.460
8	1:09.206	+0.222	11:57:49.666
9	1:09.508	+0.524	11:58:59.174
10	1:09.373	+0.389	12:00:08.547

Lap	Lap Tm	Diff	Time of Day
<b>(72) Richard DEWART</b>			
1	1:12.934	+4.119	11:49:44.029
2	1:09.251	+0.436	11:50:53.280
3	1:09.481	+0.666	11:52:02.761
4	1:09.168	+0.353	11:53:11.929

Lap	Lap Tm	Diff	Time of Day
5	<b>1:08.815</b>		11:54:20.744
6	1:09.789	+0.974	11:55:30.533
7	1:09.396	+0.581	11:56:39.929
8	1:09.487	+0.672	11:57:49.416
9	1:09.694	+0.879	11:58:59.110
10	1:10.004	+1.189	12:00:09.114

Lap	Lap Tm	Diff	Time of Day
<b>(62) Colin ARMSTRONG</b>			
1	1:14.886	+3.263	11:49:45.911
2	1:12.291	+0.668	11:50:58.202
3	<b>1:11.623</b>		11:52:09.825

Clerk of Course - Paul Fulleron

Orbits

Timekeepers - David Barr & Lisa Bradley

Results remain provisional until conclusion of technical/judicial matters

Signed:

(Chief Timekeeper)

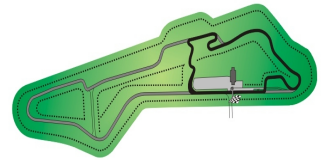
Printed: 04/06/2022 12:14:27



motor sport UK



Official Results



Round 3, NI Karting Championships

Sorted on Laps

Bambino Bishops court I'mediate Circuit 0.951 miles

Heat 1 04/06/2022 11:40

Race started at 12:10:54

Pos	No.	Name	Laps	Total Tm	Diff	Gap	Best Tm	In Lap	2nd Best	Avg Tm
1	36	Ethan ROBINSON	5	7:43.694			1:30.642	2	1:30.823	1:32.208
2	75	Callum McVEIGH	5	8:01.507	17.813	17.813	1:33.069	5	1:34.213	1:35.711
3	24	Jessica WYLIE	5	9:03.390	1:19.696	1:01.883	1:46.082	5	1:46.293	1:47.915
4	47	Myles PURCELL	4	6:28.254	1 Lap	1 Lap	1:34.209	4	1:34.396	1:36.282

Margin of Victory	Avg. Speed	Best Lap Tm	Best Speed	Best Lap by
17.813	36.917	1:30.642	37.771	36 - Ethan ROBINSON

Clerk of the Course - Paul Fullerton

Orbits

Timekeepers - David Barr & Lisa Bradley

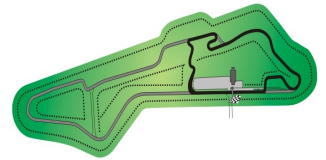
Results remain provisional until conclusion of technical/judicial matters

Signed:

Chief Timekeeper

Printed: 04/06/2022 12:28:13





Round 3, NI Karting Championships

Bambino

Bishops court Intermediate Circuit 0.951 miles

Heat 1

04/06/2022 11:40

Race started at 12:10:54

Lap	Lap Tm	Diff	Time of Day
<b>(36) Ethan ROBINSON</b>			
1	1:37.013	+6.371	12:12:33.946
2	<b>1:30.642</b>		12:14:04.588
3	1:31.084	+0.442	12:15:35.672
4	1:30.823	+0.181	12:17:06.495
5	1:31.480	+0.838	12:18:37.975
<b>(75) Callum McVEIGH</b>			
1	1:41.451	+8.382	12:12:38.682
2	1:35.452	+2.383	12:14:14.134
3	1:34.372	+1.303	12:15:48.506
4	1:34.213	+1.144	12:17:22.719
5	<b>1:33.069</b>		12:18:55.788
<b>(24) Jessica WYLIE</b>			
1	1:53.997	+7.915	12:12:52.092
2	1:46.833	+0.751	12:14:38.925
3	1:46.293	+0.211	12:16:25.218
4	1:46.371	+0.289	12:18:11.589
5	<b>1:46.082</b>		12:19:57.671
<b>(47) Myles PURCELL</b>			
1	1:40.993	+6.784	12:12:38.399
2	1:35.531	+1.322	12:14:13.930
3	1:34.396	+0.187	12:15:48.326
4	<b>1:34.209</b>		12:17:22.535

Clerk of the Course - Paul Fullerton

Orbits

Timekeepers - David Barr & Lisa Bradley

Results remain provisional until conclusion of technical/judicial matters

Signed:

(Chief Timekeeper)

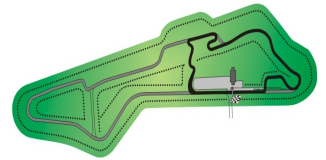
Printed: 04/06/2022 12:28:41







Official Results



Round 3, NI Karting Championships

Sorted on Laps

Honda Cadet

Bishopscourt Intermediate Circuit 0.951 miles

Heat 2

04/06/2022 12:10

Race (8:00 and 1 Laps) started at 12:25:21

Pos	No.	Name	Laps	Total Tm	Diff	Gap	Best Tm	In Lap	2nd Best	Avg Tm
1	17	Charlie CONDY	8	9:34.051			1:11.303	7	1:11.365	1:11.723
2	18	Archie CONDY	8	9:35.349	1.298	1.298	1:11.188	4	1:11.264	1:11.890
3	36	Declan NOBLE	8	9:39.800	5.749	4.451	1:11.695	2	1:11.897	1:12.475
4	99	Travis BAILIE	8	9:43.528	9.477	3.728	1:12.240	5	1:12.413	1:12.880
5	46	Evan PURCELL	8	9:43.706	9.655	0.178	1:12.566	4	1:12.568	1:12.963
6	11	Ryan ARTHUR	8	9:56.258	22.207	12.552	1:12.683	7	1:12.926	1:14.484
7	25	Joshua WYLIE	8	10:01.790	27.739	5.532	1:13.429	3	1:13.529	1:15.205
8	32	Harry McDOWELL	1	1:21.744	7 Laps	7 Laps	1:21.696	1		1:21.696

Margin of Victory	Avg. Speed	Best Lap Tm	Best Speed	Best Lap by
1.298	47.711	1:11.188	48.092	18 - Archie CONDY

Clerk of the Course - Paul Fullerton

Orbits

Timekeepers - David Barr & Lisa Bradley

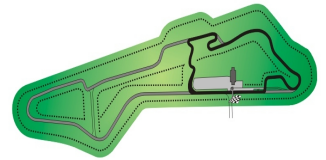
Results remain provisional until conclusion of technical/judicial matters

Signed:

Chief Timekeeper

Printed: 04/06/2022 12:40:34





Round 3, NI Karting Championships

Honda Cadet

Bishopscourt Immediate Circuit 0.951 miles

Heat 2

04/06/2022 12:10

Race (8:00 and 1 Laps) started at 12:25:21

Lap	Lap Tm	Diff	Time of Day
<b>(17) Charlie CONDY</b>			
1	1:13.019	+1.716	12:26:34.649
2	1:11.476	+0.173	12:27:46.125
3	1:11.399	+0.096	12:28:57.524
4	1:11.649	+0.346	12:30:09.173
5	1:12.016	+0.713	12:31:21.189
6	1:11.365	+0.062	12:32:32.554
7	<b>1:11.303</b>		12:33:43.857
8	1:11.561	+0.258	12:34:55.418

Lap	Lap Tm	Diff	Time of Day
<b>(18) Archie CONDY</b>			
1	1:13.503	+2.315	12:26:35.095
2	1:12.153	+0.965	12:27:47.248
3	1:11.407	+0.219	12:28:58.655
4	<b>1:11.188</b>		12:30:09.843
5	1:11.969	+0.781	12:31:21.812
6	1:11.480	+0.292	12:32:33.292
7	1:11.264	+0.076	12:33:44.556
8	1:12.160	+0.972	12:34:56.716

Lap	Lap Tm	Diff	Time of Day
<b>(36) Declan NOBLE</b>			
1	1:13.905	+2.210	12:26:35.272
2	<b>1:11.695</b>		12:27:46.967
3	1:12.485	+0.790	12:28:59.452
4	1:11.897	+0.202	12:30:11.349
5	1:12.137	+0.442	12:31:23.486
6	1:12.164	+0.469	12:32:35.650
7	1:12.549	+0.854	12:33:48.199
8	1:12.968	+1.273	12:35:01.167

Lap	Lap Tm	Diff	Time of Day
<b>(99) Travis BAILIE</b>			
1	1:13.846	+1.606	12:26:35.697
2	1:12.873	+0.633	12:27:48.570
3	1:12.543	+0.303	12:29:01.113
4	1:13.181	+0.941	12:30:14.294
5	<b>1:12.240</b>		12:31:26.534
6	1:12.944	+0.704	12:32:39.478
7	1:13.004	+0.764	12:33:52.482
8	1:12.413	+0.173	12:35:04.895

Lap	Lap Tm	Diff	Time of Day
<b>(46) Evan PURCELL</b>			
1	1:14.618	+2.052	12:26:35.986
2	1:12.696	+0.130	12:27:48.682
3	1:12.621	+0.055	12:29:01.303
4	<b>1:12.566</b>		12:30:13.869
5	1:12.580	+0.014	12:31:26.449
6	1:13.115	+0.549	12:32:39.564
7	1:12.568	+0.002	12:33:52.132
8	1:12.941	+0.375	12:35:05.073

Lap	Lap Tm	Diff	Time of Day
<b>(11) Ryan ARTHUR</b>			
1	1:23.463	+10.780	12:26:45.209
2	1:14.081	+1.398	12:27:59.290
3	1:13.085	+0.402	12:29:12.375
4	1:13.435	+0.752	12:30:25.810
5	1:12.926	+0.243	12:31:38.736
6	1:13.144	+0.461	12:32:51.880
7	<b>1:12.683</b>		12:34:04.563
8	1:13.062	+0.379	12:35:17.625

Lap	Lap Tm	Diff	Time of Day
<b>(25) Joshua WYLIE</b>			
1	1:23.388	+9.959	12:26:44.899
2	1:14.649	+1.220	12:27:59.548
3	<b>1:13.429</b>		12:29:12.977
4	1:13.529	+0.100	12:30:26.506

Lap	Lap Tm	Diff	Time of Day
5	1:13.574	+0.145	12:31:40.080
6	1:14.210	+0.781	12:32:54.290
7	1:14.515	+1.086	12:34:08.805
8	1:14.352	+0.923	12:35:23.157

Lap	Lap Tm	Diff	Time of Day
<b>(32) Harry McDOWELL</b>			
1	<b>1:21.696</b>		12:26:43.111

Clerk of the Course - Paul Fullerton Orbits

Timekeepers - David Barr & Lisa Bradley

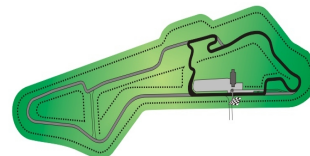
Results remain provisional until conclusion of technical/judicial matters

Signed: (Chief Timekeeper)





# Official Results



## Round 3, NI Karting Championships

Sorted on Laps

Junior Max/Mini Max

Bishopscourt Immediate Circuit 0.951 miles

Heat 2

04/06/2022 12:25

Race started at 12:38:46

Pos	No.	Name	Laps	Total Tm	Diff	Gap	Best Tm	In Lap	2nd Best	Avg Tm
Junior Max										
1	46	Bobby Joe McFALL	9	9:09.533			1:00.700	7	1:00.755	1:01.056
2	14	Carter KELLY	9	9:12.964	3.431	3.431	1:00.988	5	1:00.998	1:01.406
3	72	Gavin DEWART	9	9:13.029	3.496	0.065	1:01.080	3	1:01.142	1:01.447
4	36	Joe GARDINER	9	9:18.284	8.751	5.255	1:01.190	2	1:01.333	1:02.012
5	37	Steve MONTGOMERY	9	9:25.004	15.471	6.720	1:02.272	8	1:02.306	1:02.759
6	19	Adam McGIVERN	9	9:43.130	33.597	18.126	1:03.474	4	1:03.558	1:04.741
Mini Max										
1	22	Cole McFADDEN BIGGERSTAFF	9	9:47.530			1:04.066	7	1:04.295	1:05.207
2	55	Dennis CHERRY	9	10:02.246	14.716	14.716	1:06.085	4	1:06.171	1:06.833

Margin of Victory	Avg. Speed	Best Lap Tm	Best Speed	Best Lap by
3.431	56.070	1:00.700	56.402	46 - Bobby Joe McFALL

Clerk of the Course - Paul Fullerton

Orbits

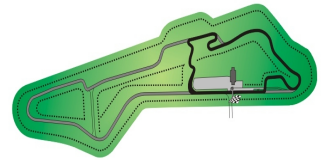
Timekeepers - David Barr & Lisa Bradley

Results remain provisional until conclusion of technical/judicial matters

Signed:

Chief  
Timekeeper





Round 3, NI Karting Championships

Junior Max/Mini Max

Bishopscourt Intermediate Circuit 0.951 miles

Heat 2

04/06/2022 12:25

Race started at 12:38:46

Lap	Lap Tm	Diff	Time of Day
<b>(46) Bobby Joe McFALL</b>			
1	1:02.571	+1.871	12:39:48.757
2	1:00.755	+0.055	12:40:49.512
3	1:01.204	+0.504	12:41:50.716
4	1:01.073	+0.373	12:42:51.789
5	1:00.782	+0.082	12:43:52.571
6	1:00.843	+0.143	12:44:53.414
7	<b>1:00.700</b>		12:45:54.114
8	1:00.818	+0.118	12:46:54.932
9	1:00.765	+0.065	12:47:55.697

Lap	Lap Tm	Diff	Time of Day
<b>(14) Carter KELLY</b>			
1	1:02.786	+1.798	12:39:49.259
2	1:01.217	+0.229	12:40:50.476
3	1:00.998	+0.010	12:41:51.474
4	1:01.048	+0.060	12:42:52.522
5	<b>1:00.988</b>		12:43:53.510
6	1:01.319	+0.331	12:44:54.829
7	1:01.465	+0.477	12:45:56.294
8	1:01.017	+0.029	12:46:57.311
9	1:01.817	+0.829	12:47:59.128

Lap	Lap Tm	Diff	Time of Day
<b>(72) Gavin DEWART</b>			
1	1:02.362	+1.282	12:39:48.526
2	1:01.406	+0.326	12:40:49.932
3	<b>1:01.080</b>		12:41:51.012
4	1:01.142	+0.062	12:42:52.154
5	1:01.241	+0.161	12:43:53.395
6	1:01.354	+0.274	12:44:54.749
7	1:01.281	+0.201	12:45:56.030
8	1:01.344	+0.264	12:46:57.374
9	1:01.819	+0.739	12:47:59.193

Lap	Lap Tm	Diff	Time of Day
<b>(36) Joe GARDINER</b>			
1	1:03.840	+2.650	12:39:50.172
2	<b>1:01.190</b>		12:40:51.362
3	1:01.405	+0.215	12:41:52.767
4	1:01.505	+0.315	12:42:54.272
5	1:01.333	+0.143	12:43:55.605
6	1:01.905	+0.715	12:44:57.510
7	1:02.611	+1.421	12:46:00.121
8	1:02.081	+0.891	12:47:02.202
9	1:02.246	+1.056	12:48:04.448

Lap	Lap Tm	Diff	Time of Day
<b>(37) Steve MONTGOMERY</b>			
1	1:05.181	+2.909	12:39:51.512
2	1:02.355	+0.083	12:40:53.867
3	1:02.727	+0.455	12:41:56.594
4	1:02.306	+0.034	12:42:58.900
5	1:02.341	+0.069	12:44:01.241
6	1:02.544	+0.272	12:45:03.785
7	1:02.481	+0.209	12:46:06.266
8	<b>1:02.272</b>		12:47:08.538
9	1:02.630	+0.358	12:48:11.168

Lap	Lap Tm	Diff	Time of Day
<b>(19) Adam McGIVERN</b>			
1	1:06.468	+2.994	12:39:53.090
2	1:04.500	+1.026	12:40:57.590
3	1:08.438	+4.964	12:42:06.028
4	<b>1:03.474</b>		12:43:09.502
5	1:03.783	+0.309	12:44:13.285
6	1:03.916	+0.442	12:45:17.201
7	1:04.126	+0.652	12:46:21.327
8	1:03.558	+0.084	12:47:24.885
9	1:04.409	+0.935	12:48:29.294

Lap	Lap Tm	Diff	Time of Day
<b>(22) Cole McFADDEN BIGGERSTAFF</b>			
1	1:06.565	+2.499	12:39:53.396
2	1:04.496	+0.430	12:40:57.892
3	1:06.089	+2.023	12:42:03.981
4	1:04.295	+0.229	12:43:08.276
5	1:07.047	+2.981	12:44:15.323
6	1:04.953	+0.887	12:45:20.276
7	<b>1:04.066</b>		12:46:24.342
8	1:04.710	+0.644	12:47:29.052
9	1:04.642	+0.576	12:48:33.694

Lap	Lap Tm	Diff	Time of Day
<b>(55) Dennis CHERRY</b>			
1	1:08.636	+2.551	12:39:55.545
2	1:06.983	+0.898	12:41:02.528
3	1:06.833	+0.748	12:42:09.361
4	<b>1:06.085</b>		12:43:15.446
5	1:06.747	+0.662	12:44:22.193
6	1:06.824	+0.739	12:45:29.017
7	1:06.730	+0.645	12:46:35.747
8	1:06.171	+0.086	12:47:41.918
9	1:06.492	+0.407	12:48:48.410

Clerk of the Course - Paul Fullerton

Orbits

Timekeepers - David Barr & Lisa Bradley

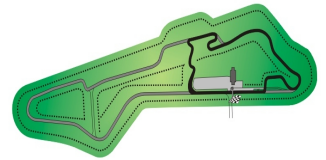
Results remain provisional until conclusion of technical/judicial matters

Signed: (Chief Timekeeper)





Official Results



Round 3, NI Karting Championships

Sorted on Laps

Senior Max

Bishopscourt Immediate Circuit 0.951 miles

Heat 2

04/06/2022 12:40

Race started at 12:51:27

Pos	No.	Name	Laps	Total Tm	Diff	Gap	Best Tm	In Lap	2nd Best	Avg Tm
1	43	Ben McFALL	10	9:57.990			59.364	9	59.428	59.799
2	IGP	Conor McPOLIN	10	9:58.268	0.278	0.278	59.363	7	59.367	59.794
3	26	Daniel CONLON	10	10:07.039	9.049	8.771	59.805	2	1:00.485	1:00.691
4	NW	Simon ALLEN	10	10:08.239	10.249	1.200	1:00.336	6	1:00.338	1:00.804
5	31	Aaron WALKER	10	10:11.184	13.194	2.945	1:00.283	3	1:00.444	1:01.098
6	141	Zach ROGERS	10	10:17.161	19.171	5.977	1:00.189	3	1:00.393	1:01.713
7	24	Eamon FAULKNER	10	10:25.711	27.721	8.550	1:01.981	2	1:02.096	1:02.522

Margin of Victory	Avg. Speed	Best Lap Tm	Best Speed	Best Lap by
0.278	57.252	59.363	57.672	IGP - Conor McPOLIN

Clerk of the Course - Paul Fullerton

Orbits

Timekeepers - David Barr & Lisa Bradley

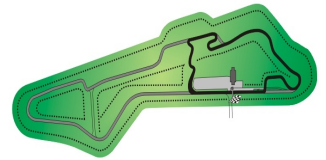
Results remain provisional until conclusion of technical/judicial matters

Signed:

Chief Timekeeper

Printed: 04/06/2022 13:09:12





Round 3, NI Karting Championships

Senior Max

Bishopscourt Intermediate Circuit 0.951 miles

Heat 2

04/06/2022 12:40

Race started at 12:51:27

Lap	Lap Tm	Diff	Time of Day
<b>(43) Ben McFALL</b>			
1	1:01.556	+2.192	12:52:28.984
2	1:00.231	+0.867	12:53:29.215
3	59.605	+0.241	12:54:28.820
4	59.435	+0.071	12:55:28.255
5	59.428	+0.064	12:56:27.683
6	59.523	+0.159	12:57:27.206
7	59.443	+0.079	12:58:26.649
8	59.512	+0.148	12:59:26.161
9	<b>59.364</b>		13:00:25.525
10	59.893	+0.529	13:01:25.418

Lap	Lap Tm	Diff	Time of Day
<b>(IGP) Conor McPOLIN</b>			
1	1:01.811	+2.448	12:52:29.561
2	59.460	+0.097	12:53:29.021
3	59.499	+0.136	12:54:28.520
4	59.619	+0.256	12:55:28.139
5	59.469	+0.106	12:56:27.608
6	59.513	+0.150	12:57:27.121
7	<b>59.363</b>		12:58:26.484
8	59.594	+0.231	12:59:26.078
9	59.367	+0.004	13:00:25.445
10	1:00.251	+0.888	13:01:25.696

Lap	Lap Tm	Diff	Time of Day
<b>(26) Daniel CONLON</b>			
1	1:02.097	+2.292	12:52:29.645
2	<b>59.805</b>		12:53:29.450
3	1:00.528	+0.723	12:54:29.978
4	1:00.563	+0.758	12:55:30.541
5	1:00.509	+0.704	12:56:31.050
6	1:00.959	+1.154	12:57:32.009
7	1:00.485	+0.680	12:58:32.494
8	1:00.493	+0.688	12:59:32.987
9	1:00.719	+0.914	13:00:33.706
10	1:00.761	+0.956	13:01:34.467

Lap	Lap Tm	Diff	Time of Day
<b>(NW) Simon ALLEN</b>			
1	1:02.439	+2.103	12:52:30.066
2	1:00.673	+0.337	12:53:30.739
3	1:00.620	+0.284	12:54:31.359
4	1:00.470	+0.134	12:55:31.829
5	1:00.338	+0.002	12:56:32.167
6	<b>1:00.336</b>		12:57:32.503
7	1:00.390	+0.054	12:58:32.893
8	1:00.962	+0.626	12:59:33.855
9	1:00.835	+0.499	13:00:34.690
10	1:00.977	+0.641	13:01:35.667

Lap	Lap Tm	Diff	Time of Day
<b>(31) Aaron WALKER</b>			
1	1:02.872	+2.589	12:52:30.499
2	1:00.923	+0.640	12:53:31.422
3	<b>1:00.283</b>		12:54:31.705
4	1:00.951	+0.668	12:55:32.656
5	1:00.444	+0.161	12:56:33.100
6	1:00.696	+0.413	12:57:33.796
7	1:00.774	+0.491	12:58:34.570
8	1:01.133	+0.850	12:59:35.703
9	1:01.244	+0.961	13:00:36.947
10	1:01.665	+1.382	13:01:38.612

Lap	Lap Tm	Diff	Time of Day
<b>(141) Zach ROGERS</b>			
1	1:08.927	+8.738	12:52:36.379
2	1:00.541	+0.352	12:53:36.920
3	<b>1:00.189</b>		12:54:37.109
4	1:00.393	+0.204	12:55:37.502

Lap	Lap Tm	Diff	Time of Day
5	1:01.255	+1.066	12:56:38.757
6	1:00.589	+0.400	12:57:39.346
7	1:02.248	+2.059	12:58:41.594
8	1:01.190	+1.001	12:59:42.784
9	1:00.841	+0.652	13:00:43.625
10	1:00.964	+0.775	13:01:44.589

Lap	Lap Tm	Diff	Time of Day
<b>(24) Eamon FAULKNER</b>			
1	1:03.130	+1.149	12:52:31.049
2	<b>1:01.981</b>		12:53:33.030
3	1:03.009	+1.028	12:54:36.039
4	1:02.618	+0.637	12:55:38.657
5	1:02.305	+0.324	12:56:40.962
6	1:02.681	+0.700	12:57:43.643
7	1:02.497	+0.516	12:58:46.140
8	1:02.096	+0.115	12:59:48.236
9	1:02.499	+0.518	13:00:50.735
10	1:02.404	+0.423	13:01:53.139

Clerk of the Course - Paul Fullerton

Orbits

Timekeepers - David Barr & Lisa Bradley

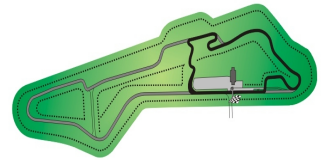
Results remain provisional until conclusion of technical/judicial matters

Signed:

(Chief Timekeeper)



Official Results



Round 5, NI Superkart Championships

Sorted on Laps

125cc Superkarts

Bishopscourt National Circuit 1.824 miles

Race 2

04/06/2022 13:25

Race (9:00 and 1 Laps) started at 13:07:58

Pos	No.	Name	Laps	Total Tm	Diff	Gap	Best Tm	In Lap	2nd Best	Avg Tm
1	1	Peter CROSSEN	9	10:56.410			1:11.976	8	1:12.170	1:12.881
2	55	Ross WITHEROW	9	10:56.493	0.083	0.083	1:11.946	8	1:12.094	1:12.943
3	17	Scott GREENAWAY	9	11:15.701	19.291	19.208	1:14.149	8	1:14.201	1:15.055
4	69	Danny HYLAND	9	11:19.855	23.445	4.154	1:14.114	7	1:14.436	1:15.523
5	51	Geoffrey SIMMS	9	11:35.810	39.400	15.955	1:16.129	6	1:16.428	1:17.284
6	19	Philip MILLS	9	11:48.201	51.791	12.391	1:18.038	2	1:18.173	1:18.625

Margin of Victory	Avg. Speed	Best Lap Tm	Best Speed	Best Lap by
0.083	90.032	1:11.946	91.268	55 - Ross WITHEROW

Clerk of Course - Paul Fulleron

Orbits

Timekeepers - David Barr & Lisa Bradley

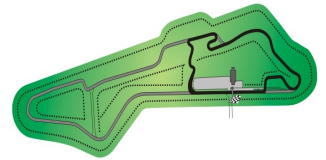
Results remain provisional until conclusion of technical/judicial matters

Signed:

Chief Timekeeper

Printed: 04/06/2022 13:24:34





Round 5, NI Superkart Championships

125cc Superkarts

Bishopscourt National Circuit 1.824 miles

Race 2

04/06/2022 13:25

Race (9:00 and 1 Laps) started at 13:07:58

Lap	Lap Tm	Diff	Time of Day	Lap	Lap Tm	Diff	Time of Day	Lap	Lap Tm	Diff	Time of Day
<b>(1) Peter CROSSEN</b>											
1	1:15.984	+4.008	13:09:14.576								
2	1:12.983	+1.007	13:10:27.559								
3	1:12.431	+0.455	13:11:39.990								
4	1:12.634	+0.658	13:12:52.624								
5	1:12.786	+0.810	13:14:05.410								
6	1:12.554	+0.578	13:15:17.964								
7	1:12.170	+0.194	13:16:30.134								
8	<b>1:11.976</b>		13:17:42.110								
9	1:12.419	+0.443	13:18:54.529								
<b>(55) Ross WITHEROW</b>											
1	1:16.158	+4.212	13:09:14.277								
2	1:12.844	+0.898	13:10:27.121								
3	1:12.697	+0.751	13:11:39.818								
4	1:13.324	+1.378	13:12:53.142								
5	1:12.397	+0.451	13:14:05.539								
6	1:12.875	+0.929	13:15:18.414								
7	1:12.158	+0.212	13:16:30.572								
8	<b>1:11.946</b>		13:17:42.518								
9	1:12.094	+0.148	13:18:54.612								
<b>(17) Scott GREENAWAY</b>											
1	1:18.769	+4.620	13:09:17.092								
2	1:15.126	+0.977	13:10:32.218								
3	1:14.682	+0.533	13:11:46.900								
4	1:14.866	+0.717	13:13:01.766								
5	1:14.490	+0.341	13:14:16.256								
6	1:14.501	+0.352	13:15:30.757								
7	1:14.713	+0.564	13:16:45.470								
8	<b>1:14.149</b>		13:17:59.619								
9	1:14.201	+0.052	13:19:13.820								
<b>(69) Danny HYLAND</b>											
1	1:21.330	+7.216	13:09:19.596								
2	1:15.506	+1.392	13:10:35.102								
3	1:15.071	+0.957	13:11:50.173								
4	1:14.907	+0.793	13:13:05.080								
5	1:14.945	+0.831	13:14:20.025								
6	1:14.570	+0.456	13:15:34.595								
7	<b>1:14.114</b>		13:16:48.709								
8	1:14.436	+0.322	13:18:03.145								
9	1:14.829	+0.715	13:19:17.974								
<b>(51) Geoffrey SIMMS</b>											
1	1:21.944	+5.815	13:09:20.317								
2	1:17.250	+1.121	13:10:37.567								
3	1:17.188	+1.059	13:11:54.755								
4	1:16.863	+0.734	13:13:11.618								
5	1:16.541	+0.412	13:14:28.159								
6	<b>1:16.129</b>		13:15:44.288								
7	1:16.428	+0.299	13:17:00.716								
8	1:16.570	+0.441	13:18:17.286								
9	1:16.643	+0.514	13:19:33.929								
<b>(19) Philip MILLS</b>											
1	1:20.334	+2.296	13:09:19.025								
2	<b>1:18.038</b>		13:10:37.063								
3	1:18.584	+0.546	13:11:55.647								
4	1:18.481	+0.443	13:13:14.128								
5	1:18.296	+0.258	13:14:32.424								
6	1:18.239	+0.201	13:15:50.663								
7	1:18.480	+0.442	13:17:09.143								
8	1:19.004	+0.966	13:18:28.147								
9	1:18.173	+0.135	13:19:46.320								

Clerk of Course - Paul Fulleron

Orbits

Timekeepers - David Barr & Lisa Bradley

Results remain provisional until conclusion of technical/judicial matters

Signed: (Chief Timekeeper)

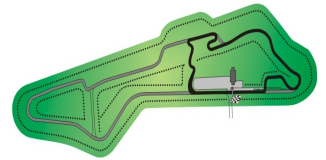
Printed: 04/06/2022 13:25:01







Official Results



Round 5, NI Superkart Championships

Sorted on Laps

250cc Superkarts

Bishops court National Circuit 1.824 miles

Race 2

04/06/2022 13:40

Race (9:00 and 1 Laps) started at 14:04:24

Pos	No.	Name	Laps	Total Tm	Diff	Gap	Best Tm	In Lap	2nd Best	Avg Tm
1	43	Brian JONES	10	11:07.873			1:05.909	2	1:06.151	1:06.787
2	3	Liam FOX	10	11:24.787	16.914	16.914	1:07.018	5	1:07.029	1:08.449
3	27	Alan WITHEROW	10	11:34.364	26.491	9.577	1:06.743	4	1:07.115	1:09.403
4	72	Richard DEWART	10	11:39.886	32.013	5.522	1:08.131	3	1:09.234	1:09.946
5	12	Eoin BUCKLEY	10	11:42.522	34.649	2.636	1:08.840	2	1:09.120	1:10.193
6	60	Jonathan ADAMS	10	12:04.502	56.629	21.980	1:10.691	2	1:11.438	1:12.397
7	42	Colm BYRNE	9	11:42.728	1 Lap	1 Lap	1:16.661	9	1:16.720	1:18.006
Not classified										
DNF	62	Colin ARMSTRONG	4	7:47.260	DNF		1:11.509	2	1:11.682	1:12.481
DNF	99	Stuart COEY	1	1:12.911	DNF		1:12.805	1		1:12.805

Margin of Victory	Avg. Speed	Best Lap Tm	Best Speed	Best Lap by
16.914	98.318	1:05.909	99.628	43 - Brian JONES

Clerk of Course - Paul Fulleron Orbits

Timekeepers - David Barr & Lisa Bradley

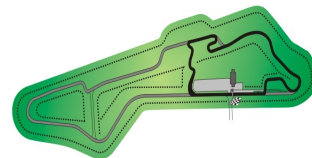
Results remain provisional until conclusion of technical/judicial matters

Signed: *David Barr*

Chief Timekeeper

Printed: 04/06/2022 14:18:13





Round 5, NI Superkart Championships

250cc Superkarts

Bishopscourt National Circuit 1.824 miles

Race 2

04/06/2022 13:40

Race (9:00 and 1 Laps) started at 14:04:24

Lap	Lap Tm	Diff	Time of Day
<b>(43) Brian JONES</b>			
1	1:08.969	+3.060	14:05:33.602
2	<b>1:05.909</b>		14:06:39.511
3	1:06.160	+0.251	14:07:45.671
4	1:06.151	+0.242	14:08:51.822
5	1:06.292	+0.383	14:09:58.114
6	1:06.330	+0.421	14:11:04.444
7	1:07.118	+1.209	14:12:11.562
8	1:06.717	+0.808	14:13:18.279
9	1:06.777	+0.868	14:14:25.056
10	1:07.450	+1.541	14:15:32.506

Lap	Lap Tm	Diff	Time of Day
<b>(3) Liam FOX</b>			
1	1:13.051	+6.033	14:05:37.976
2	1:08.220	+1.202	14:06:46.196
3	1:07.170	+0.152	14:07:53.366
4	1:07.029	+0.011	14:09:00.395
5	<b>1:07.018</b>		14:10:07.413
6	1:07.427	+0.409	14:11:14.840
7	1:07.555	+0.537	14:12:22.395
8	1:08.498	+1.480	14:13:30.893
9	1:07.921	+0.903	14:14:38.814
10	1:10.606	+3.588	14:15:49.420

Lap	Lap Tm	Diff	Time of Day
<b>(27) Alan WITHEROW</b>			
1	1:09.833	+3.090	14:05:34.794
2	1:07.840	+1.097	14:06:42.634
3	1:07.161	+0.418	14:07:49.795
4	<b>1:06.743</b>		14:08:56.538
5	1:07.318	+0.575	14:10:03.856
6	1:23.577	+16.834	14:11:27.433
7	1:07.515	+0.772	14:12:34.948
8	1:08.477	+1.734	14:13:43.425
9	1:07.115	+0.372	14:14:50.540
10	1:08.457	+1.714	14:15:58.997

Lap	Lap Tm	Diff	Time of Day
<b>(72) Richard DEWART</b>			
1	1:12.518	+4.387	14:05:37.568
2	1:09.698	+1.567	14:06:47.266
3	<b>1:08.131</b>		14:07:55.397
4	1:09.238	+1.107	14:09:04.635
5	1:09.234	+1.103	14:10:13.869
6	1:09.496	+1.365	14:11:23.365
7	1:10.354	+2.223	14:12:33.719
8	1:10.141	+2.010	14:13:43.860
9	1:10.082	+1.951	14:14:53.942
10	1:10.577	+2.446	14:16:04.519

Lap	Lap Tm	Diff	Time of Day
<b>(12) Eoin BUCKLEY</b>			
1	1:11.605	+2.765	14:05:36.823
2	<b>1:08.840</b>		14:06:45.663
3	1:09.120	+0.280	14:07:54.783
4	1:09.120	+0.280	14:09:03.903
5	1:09.468	+0.628	14:10:13.371
6	1:09.860	+1.020	14:11:23.231
7	1:09.924	+1.084	14:12:33.155
8	1:10.248	+1.408	14:13:43.403
9	1:10.196	+1.356	14:14:53.599
10	1:13.556	+4.716	14:16:07.155

Lap	Lap Tm	Diff	Time of Day
<b>(60) Jonathan ADAMS</b>			
1	1:13.304	+2.613	14:05:38.466
2	<b>1:10.691</b>		14:06:49.157
3	1:11.476	+0.785	14:08:00.633
4	1:11.438	+0.747	14:09:12.071

Lap	Lap Tm	Diff	Time of Day
5	1:12.298	+1.607	14:10:24.369
6	1:12.469	+1.778	14:11:36.838
7	1:13.107	+2.416	14:12:49.945
8	1:13.321	+2.630	14:14:03.266
9	1:13.105	+2.414	14:15:16.371
10	1:12.764	+2.073	14:16:29.135

Lap	Lap Tm	Diff	Time of Day
<b>(42) Colm BYRNE</b>			
1	1:20.266	+3.605	14:05:45.565
2	1:17.935	+1.274	14:07:03.500
3	1:17.376	+0.715	14:08:20.876
4	1:17.444	+0.783	14:09:38.320
5	1:16.720	+0.059	14:10:55.040
6	1:16.958	+0.297	14:12:11.998
7	1:21.297	+4.636	14:13:33.295
8	1:17.405	+0.744	14:14:50.700
9	<b>1:16.661</b>		14:16:07.361

Lap	Lap Tm	Diff	Time of Day
<b>(62) Colin ARMSTRONG</b>			
1	1:13.287	+1.778	14:08:35.254
2	<b>1:11.509</b>		14:09:46.763
3	1:11.682	+0.173	14:10:58.445
4	1:13.448	+1.939	14:12:11.893

Lap	Lap Tm	Diff	Time of Day
<b>(99) Stuart COEY</b>			
1	<b>1:12.805</b>		14:05:37.544

Clerk of Course - Paul Fulleron

Orbits

Timekeepers - David Barr & Lisa Bradley

Results remain provisional until conclusion of technical/judicial matters

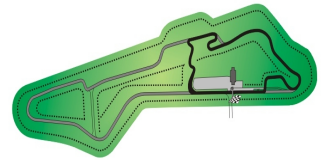
Signed: (Chief Timekeeper)

Printed: 04/06/2022 14:18:27





Official Results



Round 3, NI Karting Championships

Sorted on Laps

Bambino BishopsCourt Imediate Circuit 0.951 miles

Heat 2 04/06/2022 14:00

Race (6:00 and 1 Laps) started at 14:21:41

Pos	No.	Name	Laps	Total Tm	Diff	Gap	Best Tm	In Lap	2nd Best	Avg Tm
1	36	Ethan ROBINSON	5	7:44.008			1:30.304	5	1:30.356	1:32.453
2	75	Callum McVEIGH	5	7:59.009	15.001	15.001	1:32.069	5	1:32.901	1:35.326
3	47	Myles PURCELL	5	8:00.257	16.249	1.248	1:33.437	5	1:33.674	1:35.589
4	24	Jessica WYLIE	5	8:50.648	1:06.640	50.391	1:42.945	3	1:43.108	1:45.553

Margin of Victory	Avg. Speed	Best Lap Tm	Best Speed	Best Lap by
15.001	36.892	1:30.304	37.912	36 - Ethan ROBINSON

Clerk of the Course - Paul Fullerton

Orbits

Timekeepers - David Barr & Lisa Bradley

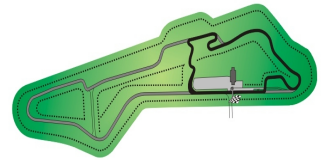
Results remain provisional until conclusion of technical/judicial matters

Signed:

Chief Timekeeper

Printed: 04/06/2022 14:36:16





Round 3, NI Karting Championships

Bambino

Bishops court Intermediate Circuit 0.951 miles

Heat 2

04/06/2022 14:00

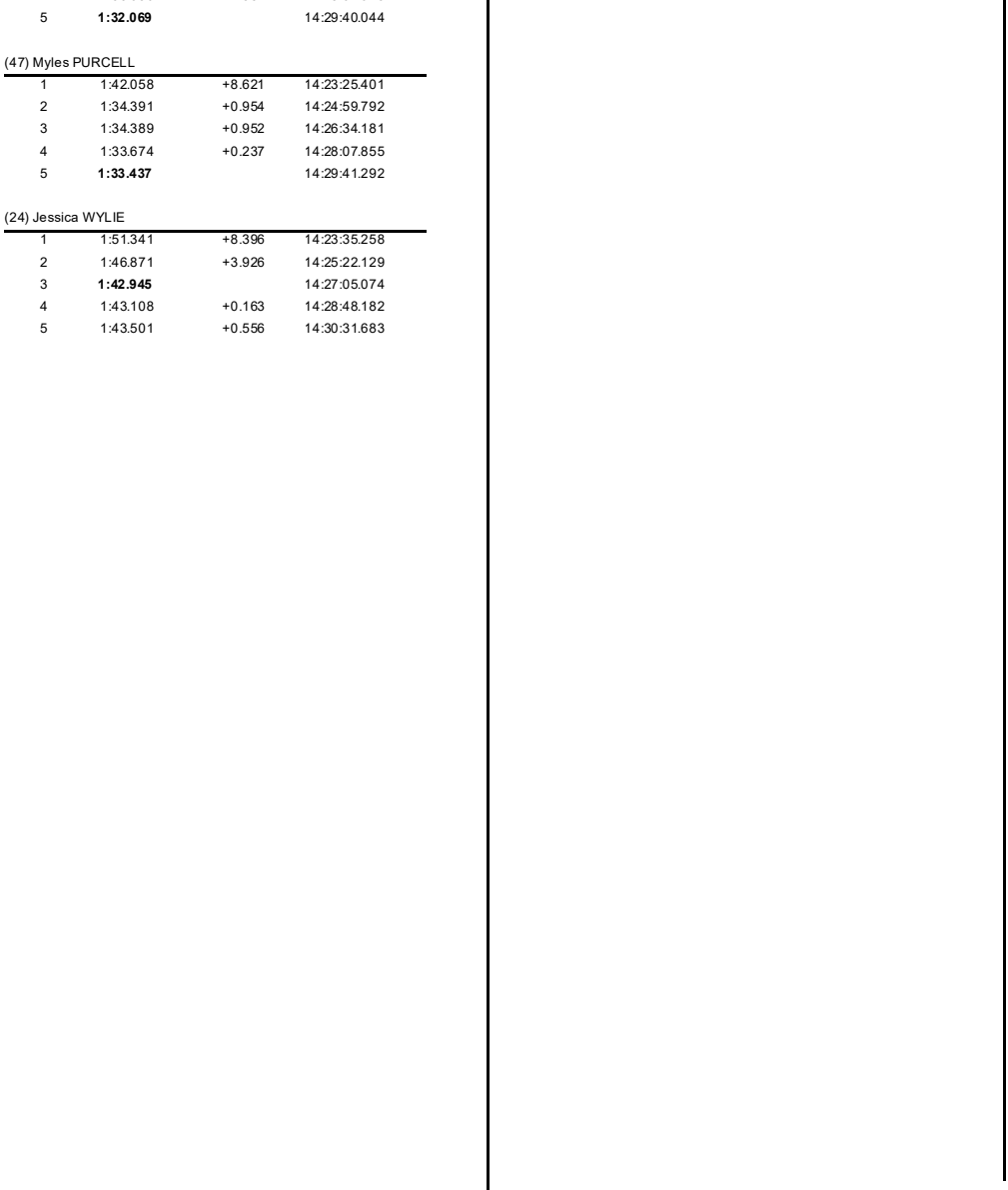
Race (6:00 and 1 Laps) started at 14:21:41

Lap	Lap Tm	Diff	Time of Day
<b>(36) Ethan ROBINSON</b>			
1	1:39.186	+8.882	14:23:21.962
2	1:31.906	+1.602	14:24:53.868
3	1:30.356	+0.052	14:26:24.224
4	1:30.515	+0.211	14:27:54.739
5	<b>1:30.304</b>		14:29:25.043

Lap	Lap Tm	Diff	Time of Day
<b>(75) Callum McVEIGH</b>			
1	1:43.654	+11.585	14:23:27.065
2	1:32.901	+0.832	14:24:59.966
3	1:34.359	+2.290	14:26:34.325
4	1:33.650	+1.581	14:28:07.975
5	<b>1:32.069</b>		14:29:40.044

Lap	Lap Tm	Diff	Time of Day
<b>(47) Myles PURCELL</b>			
1	1:42.058	+8.621	14:23:25.401
2	1:34.391	+0.954	14:24:59.792
3	1:34.389	+0.952	14:26:34.181
4	1:33.674	+0.237	14:28:07.855
5	<b>1:33.437</b>		14:29:41.292

Lap	Lap Tm	Diff	Time of Day
<b>(24) Jessica WYLIE</b>			
1	1:51.341	+8.396	14:23:35.258
2	1:46.871	+3.926	14:25:22.129
3	<b>1:42.945</b>		14:27:05.074
4	1:43.108	+0.163	14:28:48.182
5	1:43.501	+0.556	14:30:31.683



Clerk of the Course - Paul Fullerton Orbits

Timekeepers - David Barr & Lisa Bradley

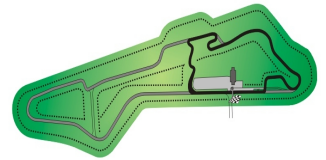
Results remain provisional until conclusion of technical/judicial matters

Signed: (Chief Timekeeper)





Official Results



Round 3, NI Karting Championships

Sorted on Laps

Senior Max

Bishopscourt Intermediate Circuit 0.951 miles

Pre-final

04/06/2022 14:15

Race (10:00 and 1 Laps) started at 14:34:02

Pos	No.	Name	Laps	Total Tm	Diff	Gap	Best Tm	In Lap	2nd Best	Avg Tm
1	IGP	Conor McPOLIN	12	11:55.908			59.304	12	59.311	59.659
2	26	Daniel CONLON	12	11:56.432	0.524	0.524	59.157	3	59.229	59.694
3	43	Ben McFALL	12	12:07.451	11.543	11.019	59.473	3	59.532	1:00.615
4	141	Zach ROGERS	12	12:12.962	17.054	5.511	1:00.497	2	1:00.536	1:01.064
5	NW	Simon ALLEN	12	12:13.294	17.386	0.332	1:00.405	3	1:00.458	1:01.092
6	31	Aaron WALKER	12	12:17.835	21.927	4.541	1:00.519	3	1:00.914	1:01.457
7	24	Eamon FAULKNER	12	12:27.669	31.761	9.834	1:01.577	7	1:01.610	1:02.253

Margin of Victory	Avg. Speed	Best Lap Tm	Best Speed	Best Lap by
0.524	57.386	59.157	57.873	26 - Daniel CONLON

Clerk of the Course - Paul Fullerton

Orbits

Timekeepers - David Barr & Lisa Bradley

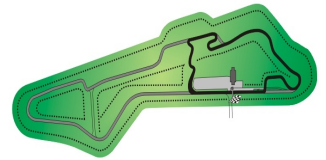
Results remain provisional until conclusion of technical/judicial matters

Signed:

Chief Timekeeper

Printed: 04/06/2022 14:52:42





Round 3, NI Karting Championships

Senior Max

Bishops court Immediate Circuit 0.951 miles

Pre-final

04/06/2022 14:15

Race (10:00 and 1 Laps) started at 14:34:02

Lap	Lap Tm	Diff	Time of Day
<b>(IGP) Conor McPOLIN</b>			
1	1:01.229	+1.925	14:35:03.448
2	59.311	+0.007	14:36:02.759
3	59.338	+0.034	14:37:02.097
4	59.528	+0.224	14:38:01.625
5	59.808	+0.504	14:39:01.433
6	59.710	+0.406	14:40:01.143
7	59.430	+0.126	14:41:00.573
8	59.552	+0.248	14:42:00.125
9	59.623	+0.319	14:42:59.748
10	59.421	+0.117	14:43:59.169
11	59.654	+0.350	14:44:58.823
12	<b>59.304</b>		14:45:58.127

<b>(26) Daniel CONLON</b>			
1	1:01.319	+2.162	14:35:03.638
2	59.439	+0.282	14:36:03.077
3	<b>59.157</b>		14:37:02.234
4	59.555	+0.398	14:38:01.789
5	59.586	+0.429	14:39:01.375
6	59.229	+0.072	14:40:00.604
7	59.791	+0.634	14:41:00.395
8	59.521	+0.364	14:41:59.916
9	59.621	+0.464	14:42:59.537
10	59.488	+0.331	14:43:59.025
11	59.602	+0.445	14:44:58.627
12	1:00.024	+0.867	14:45:58.651

<b>(43) Ben McFALL</b>			
1	1:02.287	+2.814	14:35:04.567
2	59.532	+0.059	14:36:04.099
3	<b>59.473</b>		14:37:03.572
4	59.600	+0.127	14:38:03.172
5	59.695	+0.222	14:39:02.867
6	59.766	+0.293	14:40:02.633
7	59.775	+0.302	14:41:02.408
8	1:00.981	+1.508	14:42:03.389
9	1:01.300	+1.827	14:43:04.689
10	1:01.152	+1.679	14:44:05.841
11	1:01.455	+1.982	14:45:07.296
12	1:02.374	+2.901	14:46:09.670

<b>(141) Zach ROGERS</b>			
1	1:02.046	+1.549	14:35:04.456
2	<b>1:00.497</b>		14:36:04.953
3	1:00.919	+0.422	14:37:05.872
4	1:00.538	+0.041	14:38:06.410
5	1:01.135	+0.638	14:39:07.545
6	1:01.175	+0.678	14:40:08.720
7	1:00.860	+0.363	14:41:09.580
8	1:01.211	+0.714	14:42:10.791
9	1:01.040	+0.543	14:43:11.831
10	1:01.324	+0.827	14:44:13.155
11	1:01.490	+0.993	14:45:14.645
12	1:00.536	+0.039	14:46:15.181

<b>(NW) Simon ALLEN</b>			
1	1:03.019	+2.614	14:35:05.417
2	1:00.663	+0.258	14:36:06.080
3	<b>1:00.405</b>		14:37:06.485
4	1:00.458	+0.053	14:38:06.943
5	1:00.870	+0.465	14:39:07.813
6	1:00.661	+0.256	14:40:08.474
7	1:01.367	+0.962	14:41:09.841
8	1:01.229	+0.824	14:42:11.070

Lap	Lap Tm	Diff	Time of Day
9	1:00.864	+0.459	14:43:11.934
10	1:00.995	+0.590	14:44:12.929
11	1:01.583	+1.178	14:45:14.512
12	1:01.001	+0.596	14:46:15.513

<b>(31) Aaron WALKER</b>			
1	1:03.272	+2.753	14:35:05.842
2	1:01.072	+0.553	14:36:06.914
3	<b>1:00.519</b>		14:37:07.433
4	1:00.916	+0.397	14:38:08.349
5	1:01.112	+0.593	14:39:09.461
6	1:00.914	+0.395	14:40:10.375
7	1:01.311	+0.792	14:41:11.686
8	1:01.191	+0.672	14:42:12.877
9	1:01.719	+1.200	14:43:14.596
10	1:01.564	+1.045	14:44:16.160
11	1:01.788	+1.269	14:45:17.948
12	1:02.106	+1.587	14:46:20.054

<b>(24) Eamon FAULKNER</b>			
1	1:04.037	+2.460	14:35:06.888
2	1:01.610	+0.033	14:36:08.498
3	1:02.181	+0.604	14:37:10.679
4	1:02.112	+0.535	14:38:12.791
5	1:02.206	+0.629	14:39:14.997
6	1:02.391	+0.814	14:40:17.388
7	<b>1:01.577</b>		14:41:18.965
8	1:01.813	+0.236	14:42:20.778
9	1:02.285	+0.708	14:43:23.063
10	1:01.838	+0.261	14:44:24.901
11	1:02.941	+1.364	14:45:27.842
12	1:02.046	+0.469	14:46:29.888

Clerk of the Course - Paul Fullerton Orbits

Timekeepers - David Barr & Lisa Bradley

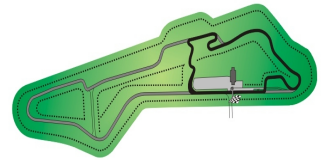
Results remain provisional until conclusion of technical/judicial matters

Signed: (Chief Timekeeper)





Official Results



Round 3, NI Karting Championships

Sorted on Laps

Honda Cadet

Bishopscourt Intermediate Circuit 0.951 miles

Pre-final

04/06/2022 14:30

Race (10:00 and 1 Laps) started at 14:50:40

Pos	No.	Name	Laps	Total Tm	Diff	Gap	Best Tm	In Lap	2nd Best	Avg Tm
1	17	Charlie CONDY	10	11:55.134			1:11.026	3	1:11.126	1:11.511
2	18	Archie CONDY	10	11:58.961	3.827	3.827	1:11.475	4	1:11.503	1:11.896
3	36	Declan NOBLE	10	11:59.204	4.070	0.243	1:11.199	4	1:11.433	1:11.876
4	99	Travis BAILIE	10	12:05.167	10.033	5.963	1:12.002	4	1:12.122	1:12.509
5	46	Evan PURCELL	10	12:05.347	10.213	0.180	1:11.844	2	1:11.944	1:12.481
6	32	Harry McDOWELL	10	12:08.429	13.295	3.082	1:12.209	8	1:12.251	1:12.795
7	11	Ryan ARTHUR	10	12:08.759	13.625	0.330	1:11.992	5	1:12.400	1:12.845
8	25	Joshua WYLIE	10	12:27.069	31.935	18.310	1:13.877	8	1:14.046	1:14.633

Margin of Victory	Avg. Speed	Best Lap Tm	Best Speed	Best Lap by
3.827	47.874	1:11.026	48.202	17 - Charlie CONDY

Clerk of the Course - Paul Fullerton

Orbits

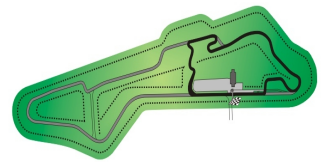
Timekeepers - David Barr & Lisa Bradley

Results remain provisional until conclusion of technical/judicial matters

Signed:

Chief  
Timekeeper





Round 3, NI Karting Championships

Honda Cadet

Bishopscourt Intermediate Circuit 0.951 miles

Pre-final

04/06/2022 14:30

Race (10:00 and 1 Laps) started at 14:50:40

Lap	Lap Tm	Diff	Time of Day
<b>(17) Charlie CONDY</b>			
1	1:13.556	+2.530	14:51:54.358
2	1:11.368	+0.342	14:53:05.726
3	<b>1:11.026</b>		14:54:16.752
4	1:11.144	+0.118	14:55:27.896
5	1:11.194	+0.168	14:56:39.090
6	1:11.576	+0.550	14:57:50.666
7	1:11.230	+0.204	14:59:01.896
8	1:11.292	+0.266	15:00:13.188
9	1:11.126	+0.100	15:01:24.314
10	1:11.602	+0.576	15:02:35.916

Lap	Lap Tm	Diff	Time of Day
<b>(18) Archie CONDY</b>			
1	1:12.731	+1.256	14:51:53.513
2	1:11.647	+0.172	14:53:05.160
3	1:12.141	+0.666	14:54:17.301
4	<b>1:11.475</b>		14:55:28.776
5	1:12.038	+0.563	14:56:40.814
6	1:12.233	+0.758	14:57:53.047
7	1:11.503	+0.028	14:59:04.550
8	1:11.743	+0.268	15:00:16.293
9	1:11.868	+0.393	15:01:28.161
10	1:11.582	+0.107	15:02:39.743

Lap	Lap Tm	Diff	Time of Day
<b>(36) Declan NOBLE</b>			
1	1:13.526	+2.327	14:51:54.744
2	1:11.433	+0.234	14:53:06.177
3	1:11.516	+0.317	14:54:17.693
4	<b>1:11.199</b>		14:55:28.892
5	1:12.049	+0.850	14:56:40.941
6	1:11.717	+0.518	14:57:52.658
7	1:12.093	+0.894	14:59:04.751
8	1:11.763	+0.564	15:00:16.514
9	1:11.469	+0.270	15:01:27.983
10	1:12.003	+0.804	15:02:39.986

Lap	Lap Tm	Diff	Time of Day
<b>(99) Travis BAILIE</b>			
1	1:13.177	+1.175	14:51:54.034
2	1:12.436	+0.434	14:53:06.470
3	1:12.188	+0.186	14:54:18.658
4	<b>1:12.002</b>		14:55:30.660
5	1:12.458	+0.456	14:56:43.118
6	1:12.596	+0.594	14:57:55.714
7	1:12.734	+0.732	14:59:08.448
8	1:12.953	+0.951	15:00:21.401
9	1:12.122	+0.120	15:01:33.523
10	1:12.426	+0.424	15:02:45.949

Lap	Lap Tm	Diff	Time of Day
<b>(46) Evan PURCELL</b>			
1	1:13.924	+2.080	14:51:55.238
2	<b>1:11.844</b>		14:53:07.082
3	1:12.698	+0.854	14:54:19.780
4	1:12.647	+0.803	14:55:32.427
5	1:12.357	+0.513	14:56:44.784
6	1:12.606	+0.762	14:57:57.390
7	1:12.329	+0.485	14:59:09.719
8	1:12.058	+0.214	15:00:21.777
9	1:11.944	+0.100	15:01:33.721
10	1:12.408	+0.564	15:02:46.129

Lap	Lap Tm	Diff	Time of Day
<b>(32) Harry McDOWELL</b>			
1	1:14.838	+2.629	14:51:56.095
2	1:12.777	+0.568	14:53:08.872
3	1:12.607	+0.398	14:54:21.479
4	1:12.324	+0.115	14:55:33.803

Lap	Lap Tm	Diff	Time of Day
5	1:12.372	+0.163	14:56:46.175
6	1:12.791	+0.582	14:57:58.966
7	1:12.828	+0.619	14:59:11.794
8	<b>1:12.209</b>		15:00:24.003
9	1:12.251	+0.042	15:01:36.254
10	1:12.957	+0.748	15:02:49.211

Lap	Lap Tm	Diff	Time of Day
<b>(11) Ryan ARTHUR</b>			
1	1:14.568	+2.576	14:51:55.659
2	1:13.424	+1.432	14:53:09.083
3	1:12.516	+0.524	14:54:21.599
4	1:12.689	+0.697	14:55:34.288
5	<b>1:11.992</b>		14:56:46.280
6	1:12.400	+0.408	14:57:58.680
7	1:12.498	+0.506	14:59:11.178
8	1:12.510	+0.518	15:00:23.688
9	1:12.753	+0.761	15:01:36.441
10	1:13.100	+1.108	15:02:49.541

Lap	Lap Tm	Diff	Time of Day
<b>(25) Joshua WYLIE</b>			
1	1:16.767	+2.890	14:51:58.279
2	1:14.417	+0.540	14:53:12.696
3	1:14.046	+0.169	14:54:26.742
4	1:14.393	+0.516	14:55:41.135
5	1:14.601	+0.724	14:56:55.736
6	1:14.248	+0.371	14:58:09.984
7	1:14.421	+0.544	14:59:24.405
8	<b>1:13.877</b>		15:00:38.282
9	1:15.223	+1.346	15:01:53.505
10	1:14.346	+0.469	15:03:07.851

Clerk of the Course - Paul Fullerton Orbits

Timekeepers - David Barr & Lisa Bradley

Results remain provisional until conclusion of technical/judicial matters

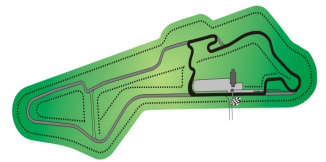

Signed: (Chief Timekeeper)







# Official Results



## Round 3, NI Karting Championships

Sorted on Laps

Junior Max/Mini Max

Bishops court Immediate Circuit 0.951 miles

Pre-final

04/06/2022 14:45

Race (10:00 and 1 Laps) started at 15:08:09

Pos	No.	Name	Laps	Total Tm	Diff	Gap	Best Tm	In Lap	2nd Best	Avg Tm
Junior Max										
1	46	Bobby Joe McFALL	11	11:11.266			1:00.717	10	1:00.739	1:01.024
2	14	Carter KELLY	11	11:12.960	1.694	1.694	1:00.630	2	1:00.746	1:01.116
3	72	Gavin DEWART	11	11:13.086	1.820	0.126	1:00.737	6	1:00.752	1:01.178
4	36	Joe GARDINER	11	11:17.457	6.191	4.371	1:00.790	3	1:00.981	1:01.528
5	19	Adam McGIVERN	11	11:45.602	34.336	28.145	1:03.368	8	1:03.510	1:04.052
Not classified										
DNS	37	Steve MONTGOMERY			DNS			0		
Mini Max										
1	22	Cole McFADDEN BIGGERSTAFF	11	11:50.148			1:04.043	11	1:04.072	1:04.497
2	55	Dennis CHERRY	10	11:11.609	1 Lap	1 Lap	1:06.464	6	1:06.677	1:07.013

Margin of Victory	Avg. Speed	Best Lap Tm	Best Speed	Best Lap by
1.694	56.102	1:00.630	56.467	14 - Carter KELLY

Clerk of the Course - Paul Fullerton

Orbits

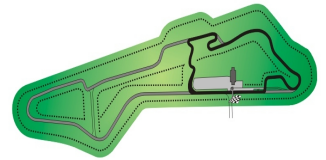
Timekeepers - David Barr & Lisa Bradley

Results remain provisional until conclusion of technical/judicial matters

Signed:

Chief  
Timekeeper





Round 3, NI Karting Championships

Junior Max/Mini Max

Bishopscourt Immediate Circuit 0.951 miles

Pre-final

04/06/2022 14:45

Race (10:00 and 1 Laps) started at 15:08:09

Lap	Lap Tm	Diff	Time of Day	Lap	Lap Tm	Diff	Time of Day	Lap	Lap Tm	Diff	Time of Day
<b>(46) Bobby Joe McFALL</b>				<b>(22) Cole McFADDEN BIGGERSTAFF</b>							
1	1:02.216	+1.499	15:09:11.683	1	1:07.026	+2.983	15:09:17.171				
2	1:00.781	+0.064	15:10:12.464	2	1:04.276	+0.233	15:10:21.447				
3	1:00.907	+0.190	15:11:13.371	3	1:04.072	+0.029	15:11:25.519				
4	1:00.818	+0.101	15:12:14.189	4	1:04.149	+0.106	15:12:29.668				
5	1:01.089	+0.372	15:13:15.278	5	1:04.178	+0.135	15:13:33.846				
6	1:00.923	+0.206	15:14:16.201	6	1:04.298	+0.255	15:14:38.144				
7	1:00.879	+0.162	15:15:17.080	7	1:04.421	+0.378	15:15:42.565				
8	1:00.864	+0.147	15:16:17.944	8	1:04.205	+0.162	15:16:46.770				
9	1:00.739	+0.022	15:17:18.683	9	1:04.660	+0.617	15:17:51.430				
10	<b>1:00.717</b>		15:18:19.400	10	1:04.142	+0.099	15:18:55.572				
11	1:01.333	+0.616	15:19:20.733	11	<b>1:04.043</b>		15:19:59.615				
<b>(14) Carter KELLY</b>				<b>(55) Dennis CHERRY</b>							
1	1:02.749	+2.119	15:09:12.893	1	1:08.526	+2.062	15:09:19.466				
2	<b>1:00.630</b>		15:10:13.523	2	1:07.170	+0.706	15:10:26.636				
3	1:00.746	+0.116	15:11:14.269	3	1:06.701	+0.237	15:11:33.337				
4	1:01.292	+0.662	15:12:15.561	4	1:07.103	+0.639	15:12:40.440				
5	1:01.064	+0.434	15:13:16.625	5	1:06.883	+0.419	15:13:47.323				
6	1:01.039	+0.409	15:14:17.664	6	<b>1:06.464</b>		15:14:53.787				
7	1:00.797	+0.167	15:15:18.461	7	1:06.902	+0.438	15:16:00.689				
8	1:00.920	+0.290	15:16:19.381	8	1:06.693	+0.229	15:17:07.382				
9	1:00.791	+0.161	15:17:20.172	9	1:06.677	+0.213	15:18:14.059				
10	1:01.134	+0.504	15:18:21.306	10	1:07.017	+0.553	15:19:21.076				
11	1:01.121	+0.491	15:19:22.427								
<b>(72) Gavin DEWART</b>											
1	1:02.514	+1.777	15:09:12.109								
2	1:00.752	+0.015	15:10:12.861								
3	1:00.982	+0.245	15:11:13.843								
4	1:00.981	+0.244	15:12:14.824								
5	1:00.827	+0.090	15:13:15.651								
6	<b>1:00.737</b>		15:14:16.388								
7	1:00.947	+0.210	15:15:17.335								
8	1:01.200	+0.463	15:16:18.535								
9	1:01.115	+0.378	15:17:19.650								
10	1:01.221	+0.484	15:18:20.871								
11	1:01.682	+0.945	15:19:22.553								
<b>(36) Joe GARDINER</b>											
1	1:02.600	+1.810	15:09:12.711								
2	1:01.523	+0.733	15:10:14.234								
3	<b>1:00.790</b>		15:11:15.024								
4	1:01.236	+0.446	15:12:16.260								
5	1:01.223	+0.433	15:13:17.483								
6	1:00.981	+0.191	15:14:18.464								
7	1:01.030	+0.240	15:15:19.494								
8	1:02.292	+1.502	15:16:21.786								
9	1:01.459	+0.669	15:17:23.245								
10	1:01.728	+0.938	15:18:24.973								
11	1:01.951	+1.161	15:19:26.924								
<b>(19) Adam McGIVERN</b>											
1	1:06.222	+2.854	15:09:16.716								
2	1:04.136	+0.768	15:10:20.852								
3	1:03.510	+0.142	15:11:24.362								
4	1:04.001	+0.633	15:12:28.363								
5	1:03.598	+0.230	15:13:31.961								
6	1:03.680	+0.312	15:14:35.641								
7	1:03.682	+0.314	15:15:39.323								
8	<b>1:03.368</b>		15:16:42.691								
9	1:04.456	+1.088	15:17:47.147								
10	1:04.038	+0.670	15:18:51.185								
11	1:03.884	+0.516	15:19:55.069								

Clerk of the Course - Paul Fullerton

Orbits

Timekeepers - David Barr & Lisa Bradley

Results remain provisional until conclusion of technical/judicial matters

Signed:

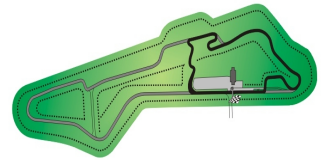
(Chief Timekeeper)

Printed: 04/06/2022 15:23:14





Official Results



Round 5, NI Superkart Championships

Sorted on Laps

125cc Superkarts

Bishopscourt National Circuit 1.824 miles

Race 3

04/06/2022 15:10

Race (9:00 and 1 Laps) started at 15:29:16

Pos	No.	Name	Laps	Total Tm	Diff	Gap	Best Tm	In Lap	2nd Best	Avg Tm
1	1	Peter CROSSEN	9	10:56.121			1:11.998	6	1:12.181	1:12.902
2	69	Danny HYLAND	9	11:15.646	19.525	19.525	1:14.228	6	1:14.426	1:15.039
3	17	Scott GREENAWAY	9	11:15.958	19.837	0.312	1:14.029	5	1:14.347	1:15.071
4	51	Geoffrey SIMMS	9	11:32.605	36.484	16.647	1:15.600	6	1:16.084	1:16.931
Not classified										
DNF	55	Ross WITHEROW	8	9:45.015	DNF		1:11.952	8	1:12.012	1:13.124
DNF	19	Philip MILLS	3	3:55.884	DNF		1:17.271	3	1:17.283	1:18.464

Margin of Victory	Avg. Speed	Best Lap Tm	Best Speed	Best Lap by
19.525	90.071	1:11.998	91.203	1 - Peter CROSSEN

Clerk of Course - Paul Fulleron

Orbits

Timekeepers - David Barr & Lisa Bradley

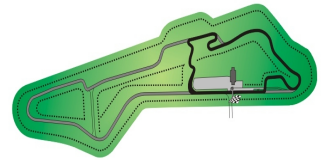
Results remain provisional until conclusion of technical/judicial matters

Signed:

Chief Timekeeper

Printed: 04/06/2022 15:42:06





Round 5, NI Superkart Championships

125cc Superkarts

Bishopscourt National Circuit 1.824 miles

Race 3

04/06/2022 15:10

Race (9:00 and 1 Laps) started at 15:29:16

Lap	Lap Tm	Diff	Time of Day	Lap	Lap Tm	Diff	Time of Day	Lap	Lap Tm	Diff	Time of Day
<b>(1) Peter CROSSEN</b>											
1	1:16.156	+4.158	15:30:33.147								
2	1:13.205	+1.207	15:31:46.352								
3	1:12.482	+0.484	15:32:58.834								
4	1:12.181	+0.183	15:34:11.015								
5	1:12.344	+0.346	15:35:23.359								
6	<b>1:11.998</b>		15:36:35.357								
7	1:12.591	+0.593	15:37:47.948								
8	1:12.580	+0.582	15:39:00.528								
9	1:12.584	+0.586	15:40:13.112								
<b>(69) Danny HYLAND</b>											
1	1:18.322	+4.094	15:30:35.602								
2	1:14.797	+0.569	15:31:50.399								
3	1:14.609	+0.381	15:33:05.008								
4	1:14.494	+0.266	15:34:19.502								
5	1:14.426	+0.198	15:35:33.928								
6	<b>1:14.228</b>		15:36:48.156								
7	1:14.815	+0.587	15:38:02.971								
8	1:14.494	+0.266	15:39:17.465								
9	1:15.172	+0.944	15:40:32.637								
<b>(17) Scott GREENAWAY</b>											
1	1:17.893	+3.864	15:30:35.198								
2	1:15.638	+1.609	15:31:50.836								
3	1:14.557	+0.528	15:33:05.393								
4	1:14.808	+0.779	15:34:20.201								
5	<b>1:14.029</b>		15:35:34.230								
6	1:14.347	+0.318	15:36:48.577								
7	1:14.612	+0.583	15:38:03.189								
8	1:14.642	+0.613	15:39:17.831								
9	1:15.118	+1.089	15:40:32.949								
<b>(51) Geoffrey SIMMS</b>											
1	1:20.509	+4.909	15:30:37.722								
2	1:16.931	+1.331	15:31:54.653								
3	1:16.817	+1.217	15:33:11.470								
4	1:16.227	+0.627	15:34:27.697								
5	1:16.275	+0.675	15:35:43.972								
6	<b>1:15.600</b>		15:36:59.572								
7	1:16.084	+0.484	15:38:15.656								
8	1:17.041	+1.441	15:39:32.697								
9	1:16.899	+1.299	15:40:49.596								
<b>(55) Ross WITHEROW</b>											
1	1:15.896	+3.944	15:30:32.903								
2	1:13.178	+1.226	15:31:46.081								
3	1:15.445	+3.493	15:33:01.526								
4	1:12.280	+0.328	15:34:13.806								
5	1:12.131	+0.179	15:35:25.937								
6	1:12.105	+0.153	15:36:38.042								
7	1:12.012	+0.060	15:37:50.054								
8	<b>1:11.952</b>		15:39:02.006								
<b>(19) Philip MILLS</b>											
1	1:20.840	+3.569	15:30:38.321								
2	1:17.283	+0.012	15:31:55.604								
3	<b>1:17.271</b>		15:33:12.875								

Clerk of Course - Paul Fulleron

Orbits

Timekeepers - David Barr & Lisa Bradley

Results remain provisional until conclusion of technical/judicial matters

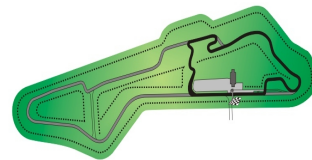
Signed: (Chief Timekeeper)

Printed: 04/06/2022 15:42:34





Official Results



Round 5, NI Superkart Championships

Sorted on Laps

250cc Superkarts

Bishopscourt National Circuit 1.824 miles

Race 3

04/06/2022 15:25

Race (9:00 and 1 Laps) started at 15:47:43

Pos	No.	Name	Laps	Total Tm	Diff	Gap	Best Tm	In Lap	2nd Best	Avg Tm
1	43	Brian JONES	9	10:08.466			1:06.542	5	1:06.656	1:07.607
2	27	Alan WITHEROW	9	10:15.199	6.733	6.733	1:07.139	4	1:07.143	1:08.307
3	3	Liam FOX	9	10:15.455	6.989	0.256	1:07.168	6	1:07.323	1:08.349
4	72	Richard DEWART	9	10:45.619	37.153	30.164	1:08.991	2	1:10.177	1:11.723
5	60	Jonathan ADAMS	9	10:55.339	46.873	9.720	1:12.054	2	1:12.111	1:12.787
Not classified										
DNF	42	Colm BYRNE	7	9:34.630	DNF		1:16.066	2	1:16.551	1:21.982
DNF	99	Stuart COEY		0.490	DNF			0		
DNS	12	Eoin BUCKLEY			DNS			0		
DNS	62	Colin ARMSTRONG			DNS			0		

Margin of Victory	Avg. Speed	Best Lap Tm	Best Speed	Best Lap by
6.733	97.126	1:06.542	98.681	43 - Brian JONES

Clerk of Course - Paul Fulleron

Orbits

Timekeepers - David Barr & Lisa Bradley

Results remain provisional until conclusion of technical/judicial matters

Signed:

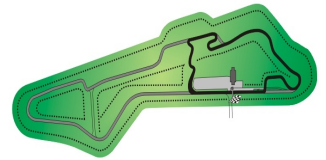
Chief Timekeeper

Printed: 04/06/2022 15:59:38





Official Results



Round 5, NI Superkart Championships

250cc Superkarts

Bishopscourt National Circuit 1.824 miles

Race 3

04/06/2022 15:25

Race (9:00 and 1 Laps) started at 15:47:43

Lap	Lap Tm	Diff	Time of Day
<b>(43) Brian JONES</b>			
1	1:09.483	+2.941	15:48:52.890
2	1:07.003	+0.461	15:49:59.893
3	1:06.656	+0.114	15:51:06.549
4	1:07.470	+0.928	15:52:14.019
5	<b>1:06.542</b>		15:53:20.561
6	1:06.792	+0.250	15:54:27.353
7	1:07.424	+0.882	15:55:34.777
8	1:08.570	+2.028	15:56:43.347
9	1:08.526	+1.984	15:57:51.873
<b>(27) Alan WITHEROW</b>			
1	1:12.971	+5.832	15:48:56.813
2	1:09.715	+2.576	15:50:06.528
3	1:07.880	+0.741	15:51:14.408
4	<b>1:07.139</b>		15:52:21.547
5	1:07.143	+0.004	15:53:28.690
6	1:07.243	+0.104	15:54:35.933
7	1:07.448	+0.309	15:55:43.381
8	1:07.605	+0.466	15:56:50.986
9	1:07.620	+0.481	15:57:58.606
<b>(3) Liam FOX</b>			
1	1:13.368	+6.200	15:48:57.082
2	1:08.881	+1.713	15:50:05.963
3	1:07.652	+0.484	15:51:13.615
4	1:07.323	+0.155	15:52:20.938
5	1:07.417	+0.249	15:53:28.355
6	<b>1:07.168</b>		15:54:35.523
7	1:07.337	+0.169	15:55:42.860
8	1:08.020	+0.852	15:56:50.880
9	1:07.982	+0.814	15:57:58.862
<b>(72) Richard DEWART</b>			
1	1:13.026	+4.035	15:48:56.544
2	<b>1:08.991</b>		15:50:05.535
3	1:13.787	+4.796	15:51:19.322
4	1:10.927	+1.936	15:52:30.249
5	1:10.177	+1.186	15:53:40.426
6	1:10.972	+1.981	15:54:51.398
7	1:11.987	+2.996	15:56:03.385
8	1:12.192	+3.201	15:57:15.577
9	1:13.449	+4.458	15:58:29.026
<b>(60) Jonathan ADAMS</b>			
1	1:12.820	+0.766	15:48:56.475
2	<b>1:12.054</b>		15:50:08.529
3	1:12.185	+0.131	15:51:20.714
4	1:12.111	+0.057	15:52:32.825
5	1:12.299	+0.245	15:53:45.124
6	1:13.092	+1.038	15:54:58.216
7	1:13.548	+1.494	15:56:11.764
8	1:13.347	+1.293	15:57:25.111
9	1:13.635	+1.581	15:58:38.746
<b>(42) Colm BYRNE</b>			
1	1:19.049	+2.983	15:49:03.212
2	<b>1:16.066</b>		15:50:19.278
3	1:18.007	+1.941	15:51:37.285
4	1:16.551	+0.485	15:52:53.836
5	1:16.887	+0.821	15:54:10.723
6	1:16.962	+0.896	15:55:27.685
7	1:50.352	+34.286	15:57:18.037

Lap	Lap Tm	Diff	Time of Day
-----	--------	------	-------------

Lap	Lap Tm	Diff	Time of Day
-----	--------	------	-------------

Clerk of Course - Paul Fulleron Orbits

Timekeepers - David Barr & Lisa Bradley

Results remain provisional until conclusion of technical/judicial matters

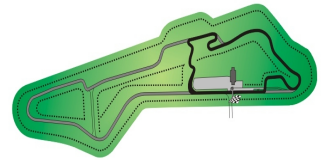
Signed: *David Barr* (Chief Timekeeper)

Printed: 04/06/2022 15:59:58





Official Results



Round 3, NI Karting Championships

Sorted on Laps

Bambino

Bishopscourt Intermediate Circuit 0.951 miles

Final

04/06/2022 15:00

Race (6:00 and 1 Laps) started at 16:03:30

Pos	No.	Name	Laps	Total Tm	Diff	Gap	Best Tm	In Lap	2nd Best	Avg Tm
1	75	Callum McVEIGH	5	7:44.754			1:29.867	3	1:30.084	1:32.244
2	36	Ethan ROBINSON	5	7:44.871	0.117	0.117	1:30.417	2	1:30.470	1:32.381
3	47	Myles PURCELL	5	8:02.920	18.166	18.049	1:32.478	3	1:33.095	1:35.904
4	24	Jessica WYLIE	5	8:52.171	1:07.417	49.251	1:43.938	3	1:44.439	1:45.570

Margin of Victory	Avg. Speed	Best Lap Tm	Best Speed	Best Lap by
0.117	36.832	1:29.867	38.096	75 - Callum McVEIGH

Clerk of the Course - Paul Fullerton

Orbits

Timekeepers - David Barr & Lisa Bradley

Results remain provisional until conclusion of technical/judicial matters

Signed:

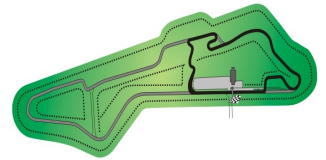
Chief  
Timekeeper

Printed: 04/06/2022 16:12:42





Official Results



Round 3, NI Karting Championships

Sorted on Laps

Senior Max

Bishopscourt Immediate Circuit 0.951 miles

Final

04/06/2022 15:30

Race (10:00 and 1 Laps) started at 16:16:06

Pos	No.	Name	Laps	Total Tm	Diff	Gap	Best Tm	In Lap	2nd Best	Avg Tm
1	IGP	Conor McPOLIN	12	11:49.952			58.905	3	58.949	59.162
2	26	Daniel CONLON	12	11:50.157	0.205	0.205	58.886	7	58.925	59.172
3	43	Ben McFALL	12	11:59.618	9.666	9.461	59.351	3	59.630	59.961
4	141	Zach ROGERS	12	12:13.374	23.422	13.756	1:00.376	2	1:00.701	1:01.099
5	NW	Simon ALLEN	12	12:14.239	24.287	0.865	1:00.304	10	1:00.311	1:01.126
6	31	Aaron WALKER	12	12:14.375	24.423	0.136	1:00.592	6	1:00.652	1:01.163
7	24	Eamon FAULKNER	12	12:20.146	30.194	5.771	1:00.947	5	1:01.203	1:01.647

Margin of Victory	Avg. Speed	Best Lap Tm	Best Speed	Best Lap by
0.205	57.868	58.886	58.139	26 - Daniel CONLON

Clerk of the Course - Paul Fullerton

Orbits

Timekeepers - David Barr & Lisa Bradley

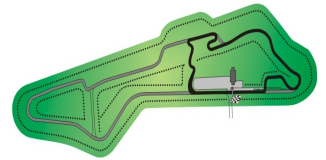
Results remain provisional until conclusion of technical/judicial matters

Signed:

Chief  
Timekeeper







Round 3, NI Karting Championships

Senior Max

Bishopscourt Intermediate Circuit 0.951 miles

Final

04/06/2022 15:30

Race (10:00 and 1 Laps) started at 16:16:06

Lap	Lap Tm	Diff	Time of Day	Lap	Lap Tm	Diff	Time of Day	Lap	Lap Tm	Diff	Time of Day
<b>(IGP) Conor McPOLIN</b>											
1	1:00.189	+1.284	16:17:06.616	9	1:01.189	+0.885	16:25:17.899				
2	59.176	+0.271	16:18:05.792	10	<b>1:00.304</b>		16:26:18.203				
3	<b>58.905</b>		16:19:04.697	11	1:00.873	+0.569	16:27:19.076				
4	58.958	+0.053	16:20:03.655	12	1:01.590	+1.286	16:28:20.666				
5	58.949	+0.044	16:21:02.604	<b>(31) Aaron WALKER</b>							
6	59.106	+0.201	16:22:01.710	1	1:02.682	+2.090	16:17:09.524				
7	59.205	+0.300	16:23:00.915	2	1:01.828	+1.236	16:18:11.352				
8	58.969	+0.064	16:23:59.884	3	1:01.600	+1.008	16:19:12.952				
9	59.103	+0.198	16:24:58.987	4	1:00.652	+0.060	16:20:13.604				
10	59.289	+0.384	16:25:58.276	5	1:00.731	+0.139	16:21:14.335				
11	59.091	+0.186	16:26:57.367	6	<b>1:00.592</b>		16:22:14.927				
12	59.012	+0.107	16:27:56.379	7	1:00.845	+0.253	16:23:15.772				
<b>(26) Daniel CONLON</b>											
1	1:00.542	+1.656	16:17:07.062	8	1:01.199	+0.607	16:24:16.971				
2	58.925	+0.039	16:18:05.987	9	1:00.722	+0.130	16:25:17.693				
3	58.973	+0.087	16:19:04.960	10	1:00.821	+0.229	16:26:18.514				
4	58.972	+0.086	16:20:03.932	11	1:00.945	+0.353	16:27:19.459				
5	58.954	+0.068	16:21:02.886	12	1:01.343	+0.751	16:28:20.802				
6	58.946	+0.060	16:22:01.832	<b>(24) Eamon FAULKNER</b>							
7	<b>58.886</b>		16:23:00.718	1	1:02.441	+1.494	16:17:09.239				
8	58.959	+0.073	16:23:59.677	2	1:01.570	+0.623	16:18:10.809				
9	59.165	+0.279	16:24:58.842	3	1:02.778	+1.831	16:19:13.587				
10	59.219	+0.333	16:25:58.061	4	1:01.286	+0.339	16:20:14.873				
11	59.159	+0.273	16:26:57.220	5	<b>1:00.947</b>		16:21:15.820				
12	59.364	+0.478	16:27:56.584	6	1:01.272	+0.325	16:22:17.092				
<b>(43) Ben McFALL</b>											
1	1:00.405	+1.054	16:17:06.916	7	1:01.203	+0.256	16:23:18.295				
2	59.630	+0.279	16:18:06.546	8	1:01.335	+0.388	16:24:19.630				
3	<b>59.351</b>		16:19:05.897	9	1:02.188	+1.241	16:25:21.818				
4	59.838	+0.487	16:20:05.735	10	1:01.283	+0.336	16:26:23.101				
5	59.677	+0.326	16:21:05.412	11	1:01.447	+0.500	16:27:24.548				
6	59.942	+0.591	16:22:05.354	12	1:02.025	+1.078	16:28:26.573				
7	1:00.000	+0.649	16:23:05.354								
8	59.933	+0.582	16:24:05.287								
9	1:00.159	+0.808	16:25:05.446								
10	1:00.128	+0.777	16:26:05.574								
11	59.980	+0.629	16:27:05.554								
12	1:00.491	+1.140	16:28:06.045								
<b>(141) Zach ROGERS</b>											
1	1:01.386	+1.010	16:17:07.988								
2	<b>1:00.376</b>		16:18:08.364								
3	1:00.942	+0.566	16:19:09.306								
4	1:01.010	+0.634	16:20:10.316								
5	1:01.019	+0.643	16:21:11.335								
6	1:00.701	+0.325	16:22:12.036								
7	1:01.001	+0.625	16:23:13.037								
8	1:01.596	+1.220	16:24:14.633								
9	1:01.501	+1.125	16:25:16.134								
10	1:01.753	+1.377	16:26:17.887								
11	1:00.903	+0.527	16:27:18.790								
12	1:01.011	+0.635	16:28:19.801								
<b>(NW) Simon ALLEN</b>											
1	1:02.500	+2.196	16:17:09.646								
2	1:01.460	+1.156	16:18:11.106								
3	1:02.642	+2.338	16:19:13.748								
4	1:00.700	+0.396	16:20:14.448								
5	1:00.393	+0.089	16:21:14.841								
6	1:00.313	+0.009	16:22:15.154								
7	1:00.311	+0.007	16:23:15.465								
8	1:01.245	+0.941	16:24:16.710								

Clerk of the Course - Paul Fullerton

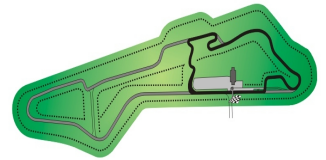
Orbits

Timekeepers - David Barr & Lisa Bradley

Results remain provisional until conclusion of technical/judicial matters

Signed: (Chief Timekeeper)





Round 3, NI Karting Championships

Bambino

Bishopscourt Intermediate Circuit 0.951 miles

Final

04/06/2022 15:00

Race (6:00 and 1 Laps) started at 16:03:30

Lap	Lap Tm	Diff	Time of Day
<b>(75) Callum McVEIGH</b>			
1	1:38.098	+8.231	16:05:12.332
2	1:30.084	+0.217	16:06:42.416
3	<b>1:29.867</b>		16:08:12.283
4	1:31.257	+1.390	16:09:43.540
5	1:31.915	+2.048	16:11:15.455
<b>(36) Ethan ROBINSON</b>			
1	1:37.524	+7.107	16:05:11.187
2	<b>1:30.417</b>		16:06:41.604
3	1:30.470	+0.053	16:08:12.074
4	1:31.559	+1.142	16:09:43.633
5	1:31.939	+1.522	16:11:15.572
<b>(47) Myles PURCELL</b>			
1	1:42.162	+9.684	16:05:16.263
2	1:33.095	+0.617	16:06:49.358
3	<b>1:32.478</b>		16:08:21.836
4	1:38.278	+5.800	16:10:00.114
5	1:33.507	+1.029	16:11:33.621
<b>(24) Jessica WYLIE</b>			
1	1:50.165	+6.227	16:05:25.186
2	1:44.439	+0.501	16:07:09.625
3	<b>1:43.938</b>		16:08:53.563
4	1:44.549	+0.611	16:10:38.112
5	1:44.760	+0.822	16:12:22.872

Lap	Lap Tm	Diff	Time of Day
-----	--------	------	-------------

Lap	Lap Tm	Diff	Time of Day
-----	--------	------	-------------

Clerk of the Course - Paul Fullerton Orbits

Timekeepers - David Barr & Lisa Bradley

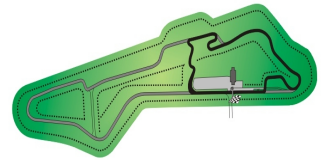
Results remain provisional until conclusion of technical/judicial matters

Signed: (Chief Timekeeper)





Official Results



Round 3, NI Karting Championships

Sorted on Laps

Honda Cadet

Bishopscourt Immediate Circuit 0.951 miles

Final

04/06/2022 15:45

Race (10:00 and 1 Laps) started at 16:31:26

Pos	No.	Name	Laps	Total Tm	Diff	Gap	Best Tm	In Lap	2nd Best	Avg Tm
1	18	Archie CONDY	10	11:52.077			1:10.731	10	1:10.797	1:11.201
2	17	Charlie CONDY	10	11:52.173	0.096	0.096	1:10.819	3	1:10.936	1:11.217
3	36	Declan NOBLE	10	11:58.737	6.660	6.564	1:11.073	3	1:11.150	1:11.861
4	99	Travis BAILIE	10	12:07.194	15.117	8.457	1:12.107	4	1:12.119	1:12.697
5	46	Evan PURCELL	10	12:07.219	15.142	0.025	1:12.212	9	1:12.366	1:12.697
6	32	Harry McDOWELL	10	12:07.617	15.540	0.398	1:12.187	2	1:12.424	1:12.715
7	11	Ryan ARTHUR	10	12:07.671	15.594	0.054	1:11.394	4	1:11.395	1:12.723
8	25	Joshua WYLIE	10	12:38.156	46.079	30.485	1:12.566	2	1:12.847	1:15.753

Margin of Victory	Avg. Speed	Best Lap Tm	Best Speed	Best Lap by
0.096	48.079	1:10.731	48.403	18 - Archie CONDY

Clerk of the Course - Paul Fullerton

Orbits

Timekeepers - David Barr & Lisa Bradley

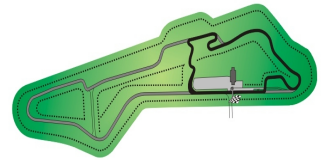
Results remain provisional until conclusion of technical/judicial matters

Signed:

Chief Timekeeper

Printed: 04/06/2022 16:49:36





Round 3, NI Karting Championships

Honda Cadet

Bishopscourt Intermediate Circuit 0.951 miles

Final

04/06/2022 15:45

Race (10:00 and 1 Laps) started at 16:31:26

Lap	Lap Tm	Diff	Time of Day
<b>(18) Archie CONDY</b>			
1	1:12.224	+1.493	16:32:38.659
2	1:10.797	+0.066	16:33:49.456
3	1:11.248	+0.517	16:35:00.704
4	1:11.059	+0.328	16:36:11.763
5	1:11.144	+0.413	16:37:22.907
6	1:11.184	+0.453	16:38:34.091
7	1:11.156	+0.425	16:39:45.247
8	1:11.183	+0.452	16:40:56.430
9	1:11.291	+0.560	16:42:07.721
10	<b>1:10.731</b>		16:43:18.452

Lap	Lap Tm	Diff	Time of Day
<b>(17) Charlie CONDY</b>			
1	1:11.790	+0.971	16:32:38.165
2	1:11.342	+0.523	16:33:49.507
3	<b>1:10.819</b>		16:35:00.326
4	1:11.001	+0.182	16:36:11.327
5	1:11.063	+0.244	16:37:22.390
6	1:11.058	+0.239	16:38:33.448
7	1:10.936	+0.117	16:39:44.384
8	1:11.486	+0.667	16:40:55.870
9	1:11.268	+0.449	16:42:07.138
10	1:11.410	+0.591	16:43:18.548

Lap	Lap Tm	Diff	Time of Day
<b>(36) Declan NOBLE</b>			
1	1:12.919	+1.846	16:32:39.416
2	1:11.281	+0.208	16:33:50.697
3	<b>1:11.073</b>		16:35:01.770
4	1:11.150	+0.077	16:36:12.920
5	1:11.248	+0.175	16:37:24.168
6	1:11.606	+0.533	16:38:35.774
7	1:11.761	+0.688	16:39:47.535
8	1:12.787	+1.714	16:41:00.322
9	1:12.590	+1.517	16:42:12.912
10	1:12.200	+1.127	16:43:25.112

Lap	Lap Tm	Diff	Time of Day
<b>(99) Travis BAILIE</b>			
1	1:13.491	+1.384	16:32:40.084
2	1:13.107	+1.000	16:33:53.191
3	1:12.119	+0.012	16:35:05.310
4	<b>1:12.107</b>		16:36:17.417
5	1:12.606	+0.499	16:37:30.023
6	1:12.652	+0.545	16:38:42.675
7	1:13.088	+0.981	16:39:55.763
8	1:12.777	+0.670	16:41:08.540
9	1:12.711	+0.604	16:42:21.251
10	1:12.318	+0.211	16:43:33.569

Lap	Lap Tm	Diff	Time of Day
<b>(46) Evan PURCELL</b>			
1	1:13.451	+1.239	16:32:40.071
2	1:12.596	+0.384	16:33:52.667
3	1:12.493	+0.281	16:35:05.160
4	1:12.366	+0.154	16:36:17.526
5	1:12.506	+0.294	16:37:30.032
6	1:12.727	+0.515	16:38:42.759
7	1:12.771	+0.559	16:39:55.530
8	1:13.190	+0.978	16:41:08.720
9	<b>1:12.212</b>		16:42:20.932
10	1:12.662	+0.450	16:43:33.594

Lap	Lap Tm	Diff	Time of Day
<b>(32) Harry McDOWELL</b>			
1	1:13.441	+1.254	16:32:40.279
2	<b>1:12.187</b>		16:33:52.466
3	1:12.639	+0.452	16:35:05.105
4	1:13.007	+0.820	16:36:18.112

Lap	Lap Tm	Diff	Time of Day
5	1:12.585	+0.398	16:37:30.697
6	1:12.570	+0.383	16:38:43.267
7	1:12.731	+0.544	16:39:55.998
8	1:12.793	+0.606	16:41:08.791
9	1:12.777	+0.590	16:42:21.568
10	1:12.424	+0.237	16:43:33.992

Lap	Lap Tm	Diff	Time of Day
<b>(11) Ryan ARTHUR</b>			
1	1:14.020	+2.626	16:32:40.831
2	1:12.589	+1.195	16:33:53.420
3	1:16.618	+5.224	16:35:10.038
4	<b>1:11.394</b>		16:36:21.432
5	1:11.856	+0.462	16:37:33.288
6	1:11.898	+0.504	16:38:45.186
7	1:11.395	+0.001	16:39:56.581
8	1:12.439	+1.045	16:41:09.020
9	1:12.321	+0.927	16:42:21.341
10	1:12.705	+1.311	16:43:34.046

Lap	Lap Tm	Diff	Time of Day
<b>(25) Joshua WYLIE</b>			
1	1:13.990	+1.424	16:32:40.990
2	<b>1:12.566</b>		16:33:53.556
3	1:18.244	+5.678	16:35:11.800
4	1:12.847	+0.281	16:36:24.647
5	1:13.473	+0.907	16:37:38.120
6	1:13.450	+0.884	16:38:51.570
7	1:13.576	+1.010	16:40:05.146
8	1:13.593	+1.027	16:41:18.739
9	1:32.456	+19.890	16:42:51.195
10	1:13.336	+0.770	16:44:04.531

Clerk of the Course - Paul Fullerton Orbits

Timekeepers - David Barr & Lisa Bradley

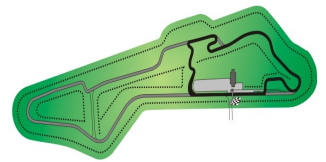
Results remain provisional until conclusion of technical/judicial matters

Signed: (Chief Timekeeper)





# Official Results



## Round 3, NI Karting Championships

Sorted on Laps

Junior Max/Mini Max

Bishopscourt Immediate Circuit 0.951 miles

Final

04/06/2022 16:00

Race (10:00 and 1 Laps) started at 16:46:57

Pos	No.	Name	Laps	Total Tm	Diff	Gap	Best Tm	In Lap	2nd Best	Avg Tm
Junior Max										
1	14	Carter KELLY	11	11:09.147			1:00.143	4	1:00.314	1:00.806
2	46	Bobby Joe McFALL	11	11:09.365	0.218	0.218	1:00.359	6	1:00.423	1:00.851
3	72	Gavin DEWART	11	11:11.878	2.731	2.513	1:00.566	5	1:00.610	1:01.044
4	36	Joe GARDINER	11	11:14.869	5.722	2.991	1:00.595	4	1:00.721	1:01.304
5	37	Steve MONTGOMERY	11	11:28.173	19.026	13.304	1:01.998	6	1:02.102	1:02.502
6	19	Adam McGIVERN	11	11:57.602	48.455	29.429	1:02.790	6	1:02.885	1:05.175
Mini Max										
1	22	Cole McFADDEN BIGGERSTAFF	11	11:46.204			1:03.139	11	1:03.305	1:04.106
2	55	Dennis CHERRY	10	11:14.178	1 Lap	1 Lap	1:06.114	8	1:06.259	1:07.298

Margin of Victory	Avg. Speed	Best Lap Tm	Best Speed	Best Lap by
0.218	56.280	1:00.143	56.924	14 - Carter KELLY

Clerk of the Course - Paul Fullerton

Orbits

Timekeepers - David Barr & Lisa Bradley

Results remain provisional until conclusion of technical/judicial matters

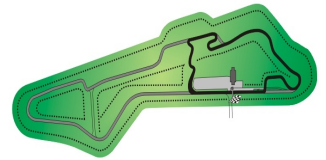
Signed:

Chief Timekeeper





Official Results



Round 3, NI Karting Championships

Junior Max/Mini Max

Bishops court Immediate Circuit 0.951 miles

Final

04/06/2022 16:00

Race (10:00 and 1 Laps) started at 16:46:57

Lap	Lap Tm	Diff	Time of Day
<b>(14) Carter KELLY</b>			
1	1:02.357	+2.214	16:47:59.876
2	1:00.979	+0.836	16:49:00.855
3	1:01.002	+0.859	16:50:01.857
4	<b>1:00.143</b>		16:51:02.000
5	1:00.599	+0.456	16:52:02.599
6	1:00.314	+0.171	16:53:02.913
7	1:00.619	+0.476	16:54:03.532
8	1:00.705	+0.562	16:55:04.237
9	1:00.465	+0.322	16:56:04.702
10	1:00.855	+0.712	16:57:05.557
11	1:00.832	+0.689	16:58:06.389

Lap	Lap Tm	Diff	Time of Day
<b>(46) Bobby Joe McFALL</b>			
1	1:02.328	+1.969	16:47:59.570
2	1:01.349	+0.990	16:49:00.919
3	1:00.631	+0.272	16:50:01.550
4	1:00.567	+0.208	16:51:02.117
5	1:00.543	+0.184	16:52:02.660
6	<b>1:00.359</b>		16:53:03.019
7	1:00.810	+0.451	16:54:03.829
8	1:00.517	+0.158	16:55:04.346
9	1:00.423	+0.064	16:56:04.769
10	1:00.882	+0.523	16:57:05.651
11	1:00.956	+0.597	16:58:06.607

Lap	Lap Tm	Diff	Time of Day
<b>(72) Gavin DEWART</b>			
1	1:02.467	+1.901	16:48:00.096
2	1:01.005	+0.439	16:49:01.101
3	1:00.862	+0.296	16:50:01.963
4	1:00.610	+0.044	16:51:02.573
5	<b>1:00.566</b>		16:52:03.139
6	1:00.852	+0.286	16:53:03.991
7	1:00.770	+0.204	16:54:04.761
8	1:00.734	+0.168	16:55:05.495
9	1:01.000	+0.434	16:56:06.495
10	1:01.354	+0.788	16:57:07.849
11	1:01.271	+0.705	16:58:09.120

Lap	Lap Tm	Diff	Time of Day
<b>(36) Joe GARDINER</b>			
1	1:03.440	+2.845	16:48:01.200
2	1:00.997	+0.402	16:49:02.197
3	1:00.721	+0.126	16:50:02.918
4	<b>1:00.595</b>		16:51:03.513
5	1:00.949	+0.354	16:52:04.462
6	1:01.023	+0.428	16:53:05.485
7	1:01.139	+0.544	16:54:06.624
8	1:01.517	+0.922	16:55:08.141
9	1:01.147	+0.552	16:56:09.288
10	1:01.311	+0.716	16:57:10.599
11	1:01.512	+0.917	16:58:12.111

Lap	Lap Tm	Diff	Time of Day
<b>(37) Steve MONTGOMERY</b>			
1	1:05.116	+3.118	16:48:03.007
2	1:02.661	+0.663	16:49:05.668
3	1:02.143	+0.145	16:50:07.811
4	1:02.213	+0.215	16:51:10.024
5	1:02.127	+0.129	16:52:12.151
6	<b>1:01.998</b>		16:53:14.149
7	1:02.315	+0.317	16:54:16.464
8	1:02.142	+0.144	16:55:18.606
9	1:02.269	+0.271	16:56:20.875
10	1:02.102	+0.104	16:57:22.977
11	1:02.438	+0.440	16:58:25.415

Lap	Lap Tm	Diff	Time of Day
<b>(22) Cole McFADDEN BIGGERSTAFF</b>			
1	1:07.280	+4.141	16:48:05.558
2	1:04.250	+1.111	16:49:09.808
3	1:03.921	+0.782	16:50:13.729
4	1:03.897	+0.758	16:51:17.626
5	1:03.691	+0.552	16:52:21.317
6	1:04.007	+0.868	16:53:25.324
7	1:03.466	+0.327	16:54:28.790
8	1:04.888	+1.749	16:55:33.678
9	1:03.305	+0.166	16:56:36.983
10	1:03.324	+0.185	16:57:40.307
11	<b>1:03.139</b>		16:58:43.446

Lap	Lap Tm	Diff	Time of Day
<b>(19) Adam McGIVERN</b>			
1	1:05.510	+2.720	16:48:03.421
2	1:03.416	+0.626	16:49:06.837
3	1:03.308	+0.518	16:50:10.145
4	1:02.885	+0.095	16:51:13.030
5	1:02.923	+0.133	16:52:15.953
6	<b>1:02.790</b>		16:53:18.743
7	1:02.918	+0.128	16:54:21.661
8	1:11.852	+9.062	16:55:33.513
9	1:06.980	+4.190	16:56:40.493
10	1:07.120	+4.330	16:57:47.613
11	1:07.231	+4.441	16:58:54.844

Lap	Lap Tm	Diff	Time of Day
<b>(55) Dennis CHERRY</b>			
1	1:09.045	+2.931	16:48:07.481
2	1:07.099	+0.985	16:49:14.580
3	1:06.569	+0.455	16:50:21.149
4	1:06.923	+0.809	16:51:28.072
5	1:06.457	+0.343	16:52:34.529
6	1:06.373	+0.259	16:53:40.902
7	1:06.259	+0.145	16:54:47.161
8	<b>1:06.114</b>		16:55:53.275
9	1:06.474	+0.360	16:56:59.749
10	1:11.671	+5.557	16:58:11.420

Clerk of the Course - Paul Fullerton Orbits

Timekeepers - David Barr & Lisa Bradley

Results remain provisional until conclusion of technical/judicial matters

Signed:  (Chief Timekeeper)

