



500MRCI "Fiestaval" Race Meeting

Sorted on best lap time

Fiesta Zetec

Kirkistown 500 MRCI 1.512 miles

Qualifying (Q3)

25/06/2022 09:40

Qualifying started at 10:02:35

Pos	No.	Name	Make	Best Tm	Diff	In Lap	Best Speed	2nd Best	2nd Lap
1	76	Derek Graham	1.2 Ford Fiesta	1:17.529		5	70.206	1:17.613	6
2	97	Neville Anderson	1.2 Ford Fiesta	1:17.757	0.228	7	70.000	1:18.046	6
3	55	Mark Stewart	1.2 Ford Fiesta	1:18.085	0.556	4	69.706	1:18.255	5
4	49	Michael Graham	1.2 Ford Fiesta	1:18.092	0.563	6	69.700	1:18.102	5
5	11	Paul Stewart	1.2 Ford Fiesta	1:18.425	0.896	5	69.404	1:18.449	6
6	88	Chris Doherty	1.2 Ford Fiesta	1:18.717	1.188	6	69.147	1:18.749	5
7	28	Stephen Walker	1.2 Ford Fiesta	1:18.897	1.368	5	68.989	1:19.144	4
8	9	Corey Alleyne	1.2 Ford Fiesta	1:19.791	2.262	4	68.216	1:20.042	6
9	82	Craig Brown	1.2 Ford Fiesta	1:19.892	2.363	4	68.130	1:19.942	6
10	411	Dale Singleton	1.2 Ford Fiesta	1:19.962	2.433	4	68.070	1:20.223	5
11	21	Megan Campbell	1.2 Ford Fiesta	1:20.190	2.661	6	67.877	1:20.884	7
12	86	Gary Moore	1.2 Ford Fiesta	1:21.726	4.197	5	66.601	1:21.805	6
13	8	Michael Mulholland	1.2 Ford Fiesta	1:22.534	5.005	5	65.949	1:22.876	4

Results provisional until the conclusion of judicial and technical matters

Orbits

Chief Timekeeper: D.Bradfield

Clerk of the Course:

Live timing available at timing.rhwright.co.uk

www.mylaps.com

Licensed to: R.H.Wright Timing



500MRCI "Fiestaval" Race Meeting


Fiesta Zetec

Kirkistown 500 MRCI 1.512 miles

Qualifying (Q3)

25/06/2022 09:40

Qualifying started at 10:02:35



Lap	Lap Tm	Diff	Time of Day
(76) Derek Graham			
1	1:18.506	+0.977	10:05:37.480
2	1:18.274	+0.745	10:06:55.754
3	1:19.027	+1.498	10:08:14.781
4	1:17.891	+0.362	10:09:32.672
5	1:17.529		10:10:50.201
6	1:17.613	+0.084	10:12:07.814
7	1:21.297	+3.768	10:13:29.111
(97) Neville Anderson			
1	1:20.040	+2.283	10:05:34.530
2	1:19.549	+1.792	10:06:54.079
3	1:18.792	+1.035	10:08:12.871
4	1:18.526	+0.769	10:09:31.397
5	1:19.120	+1.363	10:10:50.517
6	1:18.046	+0.289	10:12:08.563
7	1:17.757		10:13:26.320
(55) Mark Stewart			
1	1:18.809	+0.724	10:06:01.799
2	1:18.403	+0.318	10:07:20.202
3	1:18.405	+0.320	10:08:38.607
4	1:18.085		10:09:56.692
5	1:18.255	+0.170	10:11:14.947
6	1:18.334	+0.249	10:12:33.281
7	1:18.392	+0.307	10:13:51.673
(49) Michael Graham			
1	1:18.971	+0.879	10:05:43.200
2	1:19.526	+1.434	10:07:02.726
3	1:18.468	+0.376	10:08:21.194
4	1:18.553	+0.461	10:09:39.747
5	1:18.102	+0.010	10:10:57.849
6	1:18.092		10:12:15.941
7	1:18.649	+0.557	10:13:34.590
(11) Paul Stewart			
1	1:53.831	+35.406	10:06:37.217
2	1:18.526	+0.101	10:07:55.743
3	1:18.572	+0.147	10:09:14.315
4	1:18.594	+0.169	10:10:32.909
5	1:18.425		10:11:51.334
6	1:18.449	+0.024	10:13:09.783
(88) Chris Doherty			
1	1:20.477	+1.760	10:05:46.531
2	1:19.197	+0.480	10:07:05.828
3	1:18.987	+0.270	10:08:24.815
4	1:19.076	+0.359	10:09:43.891
5	1:18.749	+0.032	10:11:02.640
6	1:18.717		10:12:21.357
7	1:18.768	+0.051	10:13:40.125
(28) Stephen Walker			
1	1:20.357	+1.460	10:06:22.194
2	1:19.688	+0.791	10:07:41.882
3	1:19.146	+0.249	10:09:01.028
4	1:19.144	+0.247	10:10:20.172
5	1:18.897		10:11:39.069
6	1:19.227	+0.330	10:12:58.296
(9) Corey Alleyne			
1	1:20.932	+1.141	10:06:08.351
2	1:20.399	+0.608	10:07:28.750
3	1:20.125	+0.334	10:08:48.875
4	1:19.791		10:10:08.666
5	1:20.265	+0.474	10:11:28.931
6	1:20.042	+0.251	10:12:48.973
(82) Craig Brown			
1	1:21.389	+1.497	10:06:21.240
2	1:21.067	+1.175	10:07:42.307
3	1:20.190	+0.298	10:09:02.497

Lap	Lap Tm	Diff	Time of Day
4	1:19.892		10:10:22.389
5	1:20.458	+0.566	10:11:42.847
6	1:19.942	+0.050	10:13:02.789
(411) Dale Singleton			
1	1:21.096	+1.134	10:06:19.469
2	1:21.131	+1.169	10:07:40.600
3	1:20.988	+1.026	10:09:01.588
4	1:19.962		10:10:21.550
5	1:20.223	+0.261	10:11:41.773
6	1:21.010	+1.048	10:13:02.783
(21) Megan Campbell			
1	1:22.105	+1.915	10:05:54.865
2	1:22.113	+1.923	10:07:16.978
3	1:21.660	+1.470	10:08:38.638
4	1:20.899	+0.709	10:09:59.537
5	1:21.362	+1.172	10:11:20.899
6	1:20.190		10:12:41.089
7	1:20.884	+0.694	10:14:01.973
(86) Gary Moore			
1	1:21.923	+0.197	10:06:01.181
2	1:21.988	+0.262	10:07:23.169
3	1:22.389	+0.663	10:08:45.558
4	1:22.193	+0.467	10:10:07.751
5	1:21.726		10:11:29.477
6	1:21.805	+0.079	10:12:51.282
(8) Michael Mulholland			
1	1:23.044	+0.510	10:05:59.941
2	1:26.413	+3.879	10:07:26.354
3	1:23.274	+0.740	10:08:49.628
4	1:22.876	+0.342	10:10:12.504
5	1:22.534		10:11:35.038
6	1:23.872	+1.338	10:12:58.910

Results provisional until the conclusion of judicial and technical matters

Orbits

Chief Timekeeper: D.Bradfield

Clerk of the Course:

Live timing available at timing.rhwright.co.uk

www.mylaps.com

Licensed to: R.H.Wright Timing



500MRCI "Fiestaval" Race Meeting

Fiesta Zetec

Kirkistown 500 MRCI 1.512 miles

Race 1 (R3)


25/06/2022 12:00

Race (15:00 and 1 Laps)

7	8
	13
6	21
	11
5	82
	9
4	28
	7
3	11
	5
2	55
	3
1	76
	1

POLE POSITION

86
12
411
10
9
8
88
6
49
4
97
2



Results provisional until the conclusion of judicial and technical matters

Orbits

Chief Timekeeper: D.Bradfield

Clerk of the Course:

Live timing available at timing.rhwright.co.uk

www.mylaps.com

Licensed to: R.H.Wright Timing



R.H.Wright Timing

500MRCI "Fiestaval" Race Meeting

Sorted on Laps

Fiesta Zetec

Kirkistown 500 MRCI 1.512 miles

Race 1 (R3)

25/06/2022 12:00

Race (15:00 and 1 Laps) started at 12:17:52

Pos	No.	Name	Make	Laps	Total Tm	Best Tm	Best Speed	In Lap	Avg. Speed
1	76	Derek Graham	1.2 Ford Fiesta	13	17:10.877	1:18.331	69.487	6	68.640
2	97	Neville Anderson	1.2 Ford Fiesta	13	17:12.201	1:18.010	69.773	12	68.552
3	55	Mark Stewart	1.2 Ford Fiesta	13	17:12.224	1:18.057	69.731	8	68.550
4	49	Michael Graham	1.2 Ford Fiesta	13	17:17.342	1:18.168	69.632	9	68.212
5	11	Paul Stewart	1.2 Ford Fiesta	13	17:17.721	1:18.520	69.320	9	68.187
6	88	Chris Doherty	1.2 Ford Fiesta	13	17:17.902	1:18.308	69.508	6	68.175
7	28	Stephen Walker	1.2 Ford Fiesta	13	17:24.233	1:18.723	69.141	4	67.762
8	9	Corey Alleyne	1.2 Ford Fiesta	13	17:33.717	1:19.634	68.350	2	67.152
9	82	Craig Brown	1.2 Ford Fiesta	13	17:44.464	1:19.966	68.067	10	66.474
10	21	Megan Campbell	1.2 Ford Fiesta	13	17:44.729	1:19.363	68.584	4	66.458
11	411	Dale Singleton	1.2 Ford Fiesta	13	17:52.737	1:19.946	68.084	4	65.961
12	86	Gary Moore	1.2 Ford Fiesta	13	18:01.601	1:21.853	66.498	10	65.421
13	8	Michael Mulholland	1.2 Ford Fiesta	13	18:20.593	1:23.103	65.497	3	64.292

Margin of Victory

Avg. Speed

Best Lap Tm

Best Speed

Best Lap by

1.324

68.640

1:18.010

69.773

97 - Neville Anderson

Results provisional until the conclusion of judicial and technical matters

Orbits

Chief Timekeeper: D.Bradfield

Clerk of the Course:

Live timing available at timing.rhwright.co.uk

www.mylaps.com

Licensed to: R.H.Wright Timing

Printed: 25/06/2022 12:36:54



500MRCI "Fiestaval" Race Meeting

Fiesta Zetec

Kirkistown 500 MRCI 1.512 miles

Race 1 (R3)

25/06/2022 12:00

Race (15:00 and 1 Laps) started at 12:17:52

Table for driver (76) Derek Graham showing lap times and differences.

Table for driver (97) Neville Anderson showing lap times and differences.

Table for driver (55) Mark Stewart showing lap times and differences.

Table for driver (49) Michael Graham showing lap times and differences.

Table for driver (11) Paul Stewart showing lap times and differences.

Table for driver (88) Chris Doherty showing lap times and differences.

Table for driver (28) Stephen Walker showing lap times and differences.

Table for driver (9) Corey Alleyne showing lap times and differences.

Table for driver (82) Craig Brown showing lap times and differences.

Table for driver (21) Megan Campbell showing lap times and differences.

Table for driver (411) Dale Singleton showing lap times and differences.

Table for driver (86) Gary Moore showing lap times and differences.

Table for driver (86) Gary Moore showing lap times and differences.

Table for driver (8) Michael Mulholland showing lap times and differences.

Results provisional until the conclusion of judicial and technical matters

Orbits

Chief Timekeeper: D.Bradfield

Clerk of the Course:

Live timing available at timing.rhwright.co.uk

www.mylaps.com

Licensed to: R.H.Wright Timing





500MRCI "Fiestaval" Race Meeting

Fiesta Zetec

Kirkistown 500 MRCI 1.512 miles

Race 2 (R9)

25/06/2022 15:30

Race (15:00 and 1 Laps)

7	8
	13
6	21
	11
5	82
	9
4	28
	7
3	97
	5
2	49
	3
1	88
	1

POLE POSITION

86
12
411
10
9
8
76
6
55
4
11
2

Results provisional until the conclusion of judicial and technical matters

Orbits

Chief Timekeeper: D.Bradfield

Clerk of the Course:

Live timing available at timing.rhwright.co.uk

www.mylaps.com

Licensed to: R.H.Wright Timing



R.H.Wright Timing

500MRCI "Fiestaval" Race Meeting

Sorted on Laps

Fiesta Zetec

Kirkistown 500 MRCI 1.512 miles

Race 2 (R9)

25/06/2022 15:30

Race (15:00 and 1 Laps) started at 15:17:30

Pos	No.	Name	Make	Laps	Total Tm	Best Tm	Best Speed	In Lap	Avg. Speed
1	11	Paul Stewart	1.2 Ford Fiesta	13	17:13.592	1:18.350	69.471	7	68.460
2	49	Michael Graham	1.2 Ford Fiesta	13	17:13.854	1:18.115	69.680	7	68.442
3	55	Mark Stewart	1.2 Ford Fiesta	13	17:13.865	1:18.134	69.663	10	68.441
4	97	Neville Anderson	1.2 Ford Fiesta	13	17:16.226	1:18.331	69.487	12	68.286
5	76	Derek Graham	1.2 Ford Fiesta	13	17:17.597	1:18.332	69.487	9	68.195
6	88	Chris Doherty	1.2 Ford Fiesta	13	17:19.225	1:18.344	69.476	9	68.088
7	28	Stephen Walker	1.2 Ford Fiesta	13	17:25.705	1:18.652	69.204	7	67.667
8	9	Corey Alleyne	1.2 Ford Fiesta	13	17:27.879	1:18.906	68.981	7	67.526
9	82	Craig Brown	1.2 Ford Fiesta	13	17:35.676	1:20.091	67.960	3	67.027
10	21	Megan Campbell	1.2 Ford Fiesta	13	17:37.091	1:19.801	68.207	12	66.938
11	411	Dale Singleton	1.2 Ford Fiesta	13	17:41.038	1:19.979	68.056	6	66.689
12	8	Michael Mulholland	1.2 Ford Fiesta	13	18:16.751	1:22.972	65.601	9	64.517

Not classified

DNF	86	Gary Moore	1.2 Ford Fiesta		5.948		-	0	-
-----	----	------------	-----------------	--	-------	--	---	---	---

Margin of Victory	Avg. Speed	Best Lap Tm	Best Speed	Best Lap by
0.262	68.460	1:18.115	69.680	49 - Michael Graham

Results provisional until the conclusion of judicial and technical matters

Orbits

Chief Timekeeper: D.Bradfield

Clerk of the Course:

Live timing available at timing.rhwright.co.uk

www.mylaps.com

Licensed to: R.H.Wright Timing

Printed: 25/06/2022 15:58:02



500MRCI "Fiestaval" Race Meeting

Fiesta Zetec

Kirkistown 500 MRCI 1.512 miles

Race 2 (R9)

25/06/2022 15:30

Race (15:00 and 1 Laps) started at 15:17:30

Lap	Lap Tm	Diff	Time of Day
(11) Paul Stewart			
1	1:24.851	+6.501	15:18:57.162
2	1:19.072	+0.722	15:20:16.234
3	1:18.528	+0.178	15:21:34.762
4	1:18.927	+0.577	15:22:53.689
5	1:18.569	+0.219	15:24:12.258
6	1:18.462	+0.112	15:25:30.720
7	1:18.350		15:26:49.070
8	1:18.878	+0.528	15:28:07.948
9	1:18.958	+0.608	15:29:26.906
10	1:18.996	+0.646	15:30:45.902
11	1:19.557	+1.207	15:32:05.459
12	1:19.109	+0.759	15:33:24.568
13	1:19.313	+0.963	15:34:43.881

Lap	Lap Tm	Diff	Time of Day
(49) Michael Graham			
1	1:25.566	+7.451	15:18:58.885
2	1:18.876	+0.761	15:20:17.761
3	1:18.565	+0.450	15:21:36.326
4	1:18.992	+0.877	15:22:55.318
5	1:18.267	+0.152	15:24:13.585
6	1:18.136	+0.021	15:25:31.721
7	1:18.115		15:26:49.836
8	1:18.752	+0.637	15:28:08.588
9	1:18.369	+0.254	15:29:26.957
10	1:18.987	+0.872	15:30:45.944
11	1:19.863	+1.748	15:32:05.807
12	1:19.355	+1.240	15:33:25.162
13	1:18.981	+0.866	15:34:44.143

Lap	Lap Tm	Diff	Time of Day
(55) Mark Stewart			
1	1:25.521	+7.387	15:18:58.874
2	1:18.875	+0.741	15:20:17.549
3	1:18.762	+0.628	15:21:36.311
4	1:20.078	+1.944	15:22:56.389
5	1:18.607	+0.473	15:24:14.996
6	1:18.314	+0.180	15:25:33.310
7	1:18.364	+0.230	15:26:51.674
8	1:18.546	+0.412	15:28:10.220
9	1:18.357	+0.223	15:29:28.577
10	1:18.134		15:30:46.711
11	1:19.026	+0.892	15:32:05.737
12	1:19.174	+1.040	15:33:24.911
13	1:19.243	+1.109	15:34:44.154

Lap	Lap Tm	Diff	Time of Day
(97) Neville Anderson			
1	1:25.261	+6.930	15:18:59.352
2	1:18.716	+0.385	15:20:18.068
3	1:18.493	+0.162	15:21:36.561
4	1:20.680	+2.349	15:22:57.241
5	1:19.564	+1.233	15:24:16.805
6	1:18.842	+0.511	15:25:35.647
7	1:18.417	+0.086	15:26:54.064
8	1:18.601	+0.270	15:28:12.665
9	1:18.823	+0.492	15:29:31.488
10	1:18.814	+0.483	15:30:50.302
11	1:18.597	+0.266	15:32:08.899
12	1:18.331		15:33:27.230
13	1:19.285	+0.954	15:34:46.515

Lap	Lap Tm	Diff	Time of Day
(76) Derek Graham			
1	1:25.748	+7.416	15:18:59.601
2	1:18.899	+0.567	15:20:18.500
3	1:18.448	+0.116	15:21:36.948
4	1:23.168	+4.836	15:23:00.116
5	1:18.779	+0.447	15:24:18.895
6	1:18.804	+0.472	15:25:37.699
7	1:18.585	+0.253	15:26:56.284
8	1:18.414	+0.082	15:28:14.698
9	1:18.332		15:29:33.030
10	1:18.729	+0.397	15:30:51.759
11	1:18.712	+0.380	15:32:10.471
12	1:18.397	+0.065	15:33:28.868

Lap	Lap Tm	Diff	Time of Day
(88) Chris Doherty			
13	1:19.018	+0.686	15:34:47.886
1	1:27.348	+9.004	15:18:59.741
2	1:19.051	+0.707	15:20:18.792
3	1:19.115	+0.771	15:21:37.907
4	1:21.164	+2.820	15:22:59.071
5	1:19.222	+0.878	15:24:18.293
6	1:19.858	+1.514	15:25:38.151
7	1:18.401	+0.057	15:26:56.552
8	1:18.516	+0.172	15:28:15.068
9	1:18.344		15:29:33.412
10	1:19.232	+0.888	15:30:52.644
11	1:18.842	+0.498	15:32:11.486
12	1:18.874	+0.530	15:33:30.360
13	1:19.154	+0.810	15:34:49.514

Lap	Lap Tm	Diff	Time of Day
(28) Stephen Walker			
1	1:27.822	+9.170	15:19:02.438
2	1:20.313	+1.661	15:20:22.751
3	1:19.790	+1.138	15:21:42.541
4	1:19.740	+1.088	15:23:02.281
5	1:19.375	+0.723	15:24:21.656
6	1:19.070	+0.418	15:25:40.726
7	1:18.652		15:26:59.378
8	1:18.990	+0.338	15:28:18.368
9	1:18.989	+0.337	15:29:37.357
10	1:19.125	+0.473	15:30:56.482
11	1:19.938	+1.286	15:32:16.420
12	1:20.226	+1.574	15:33:36.646
13	1:19.348	+0.696	15:34:55.994

Lap	Lap Tm	Diff	Time of Day
(9) Corey Alleyne			
1	1:26.034	+7.128	15:19:00.509
2	1:20.458	+1.552	15:20:20.967
3	1:19.598	+0.692	15:21:40.565
4	1:19.537	+0.631	15:23:00.102
5	1:19.662	+0.756	15:24:19.764
6	1:19.224	+0.318	15:25:38.988
7	1:18.906		15:26:57.894
8	1:19.160	+0.254	15:28:17.054
9	1:19.318	+0.412	15:29:36.372
10	1:19.840	+0.934	15:30:56.212
11	1:19.945	+1.039	15:32:16.157
12	1:22.887	+3.981	15:33:39.044
13	1:19.124	+0.218	15:34:58.168

Lap	Lap Tm	Diff	Time of Day
(82) Craig Brown			
1	1:25.893	+5.802	15:19:00.882
2	1:20.707	+0.616	15:20:21.589
3	1:20.091		15:21:41.680
4	1:20.354	+0.263	15:23:02.034
5	1:20.412	+0.321	15:24:22.446
6	1:20.183	+0.092	15:25:42.629
7	1:20.203	+0.112	15:27:02.832
8	1:20.449	+0.358	15:28:23.281
9	1:20.559	+0.468	15:29:43.840
10	1:20.581	+0.490	15:31:04.421
11	1:20.610	+0.519	15:32:25.031
12	1:20.488	+0.397	15:33:45.519
13	1:20.446	+0.355	15:35:05.965

Lap	Lap Tm	Diff	Time of Day
(21) Megan Campbell			
1	1:26.998	+7.197	15:19:02.773
2	1:20.836	+1.035	15:20:23.609
3	1:20.174	+0.373	15:21:43.783
4	1:21.077	+1.276	15:23:04.860
5	1:20.586	+0.785	15:24:25.446
6	1:19.936	+0.135	15:25:45.382
7	1:20.524	+0.723	15:27:05.906
8	1:20.530	+0.729	15:28:26.436
9	1:20.141	+0.340	15:29:46.577
10	1:20.610	+0.809	15:31:07.187
11	1:20.010	+0.209	15:32:27.197

Lap	Lap Tm	Diff	Time of Day
(411) Dale Singleton			
12	1:19.801		15:33:46.998
13	1:20.382	+0.581	15:35:07.380

Lap	Lap Tm	Diff	Time of Day
(411) Dale Singleton			
1	1:26.201	+6.222	15:19:01.580
2	1:21.220	+1.241	15:20:22.800
3	1:20.780	+0.801	15:21:43.580
4	1:21.045	+1.066	15:23:04.625
5	1:20.952	+0.973	15:24:25.577
6	1:19.979		15:25:45.556
7	1:20.344	+0.365	15:27:05.900
8	1:21.168	+1.189	15:28:27.068
9	1:20.237	+0.258	15:29:47.305
10	1:20.910	+0.931	15:31:08.215
11	1:20.555	+0.576	15:32:28.770
12	1:21.051	+1.072	15:33:49.821
13	1:21.506	+1.527	15:35:11.327

Lap	Lap Tm	Diff	Time of Day
(8) Michael Mulholland			
1	1:28.997	+6.025	15:19:05.468
2	1:24.209	+1.237	15:20:29.677
3	1:24.015	+1.043	15:21:53.692
4	1:23.640	+0.668	15:23:17.332
5	1:23.680	+0.708	15:24:41.012
6	1:23.371	+0.399	15:26:04.383
7	1:23.396	+0.424	15:27:27.779
8	1:23.356	+0.384	15:28:51.135
9	1:22.972		15:30:14.107
10	1:23.174	+0.202	15:31:37.281
11	1:23.226	+0.254	15:33:00.507
12	1:23.048	+0.076	15:34:23.555
13	1:23.485	+0.513	15:35:47.040

Results provisional until the conclusion of judicial and technical matters

Orbits

Chief Timekeeper: D.Bradfield

Clerk of the Course:

Live timing available at timing.rhwright.co.uk



www.mylaps.com

Licensed to: R.H.Wright Timing



500MRCI "Fiestaval" Race Meeting

Fiesta Zetec

Kirkistown 500 MRCI 1.512 miles

Race 3 (R13)

25/06/2022 17:30

Race (15:00 and 1 Laps)

7	86
	13
6	49
	11
5	76
	9
4	82
	7
3	21
	5
2	9
	3
1	8
	1

411
12
97
10
28
8
88
6
55
4
11
2

POLE POSITION

Results provisional until the conclusion of judicial and technical matters

Orbits

Chief Timekeeper: D.Bradfield

Clerk of the Course:

Live timing available at timing.rhwright.co.uk

www.mylaps.com

Licensed to: R.H.Wright Timing



R.H.Wright Timing

500MRCI "Fiestaval" Race Meeting

Sorted on Laps

Fiesta Zetec

Kirkistown 500 MRCI 1.512 miles

Race 3 (R13)

25/06/2022 17:30

Race (15:00 and 1 Laps) started at 16:53:58

Pos	No.	Name	Make	Laps	Total Tm	Best Tm	Best Speed	In Lap	Avg. Speed
1	11	Paul Stewart	1.2 Ford Fiesta	13	17:26.235	1:18.205	69.599	9	67.632
2	55	Mark Stewart	1.2 Ford Fiesta	13	17:26.337	1:18.397	69.429	4	67.626
3	9	Corey Alleyne	1.2 Ford Fiesta	13	17:36.880	1:18.812	69.063	12	66.951
4	28	Stephen Walker	1.2 Ford Fiesta	13	17:41.316	1:19.149	68.769	9	66.671
5	88	Chris Doherty	1.2 Ford Fiesta	13	17:42.634	1:19.095	68.816	4	66.589
6	82	Craig Brown	1.2 Ford Fiesta	13	17:43.417	1:19.703	68.291	10	66.540
7	8	Michael Mulholland	1.2 Ford Fiesta	13	18:07.633	1:22.120	66.281	5	65.058
Not classified									
DNF	21	Megan Campbell	1.2 Ford Fiesta	4	5:36.264	1:20.299	67.784	3	64.747
DNS	76	Derek Graham	1.2 Ford Fiesta				-	0	-
DNS	97	Neville Anderson	1.2 Ford Fiesta				-	0	-
DNS	49	Michael Graham	1.2 Ford Fiesta				-	0	-
DNS	411	Dale Singleton	1.2 Ford Fiesta				-	0	-
DNS	86	Gary Moore	1.2 Ford Fiesta				-	0	-

Margin of Victory

Avg. Speed

Best Lap Tm

Best Speed

Best Lap by

0.102

67.632

1:18.205

69.599

11 - Paul Stewart

Results provisional until the conclusion of judicial and technical matters

Orbits

Chief Timekeeper: D.Bradfield

Clerk of the Course:

Live timing available at timing.rhwright.co.uk

www.mylaps.com

Licensed to: R.H.Wright Timing

Printed: 25/06/2022 17:12:27



500MRCI "Fiestaval" Race Meeting


Fiesta Zetec

Kirkistown 500 MRCI 1.512 miles

Race 3 (R13)

25/06/2022 17:30

Race (15:00 and 1 Laps) started at 16:53:58



Lap	Lap Tm	Diff	Time of Day
(11) Paul Stewart			
1	1:30.237	+12.032	16:55:31.272
2	1:22.349	+4.144	16:56:53.621
3	1:22.423	+4.218	16:58:16.044
4	1:18.558	+0.353	16:59:34.602
5	1:19.054	+0.849	17:00:53.656
6	1:18.377	+0.172	17:02:12.033
7	1:19.319	+1.114	17:03:31.352
8	1:19.312	+1.107	17:04:50.664
9	1:18.205		17:06:08.869
10	1:18.672	+0.467	17:07:27.541
11	1:18.994	+0.789	17:08:46.535
12	1:18.632	+0.427	17:10:05.167
13	1:19.640	+1.435	17:11:24.807

Lap	Lap Tm	Diff	Time of Day
(55) Mark Stewart			
1	1:30.488	+12.091	16:55:32.401
2	1:22.438	+4.041	16:56:54.839
3	1:21.340	+2.943	16:58:16.179
4	1:18.397		16:59:34.576
5	1:18.945	+0.548	17:00:53.521
6	1:18.555	+0.158	17:02:12.076
7	1:19.230	+0.833	17:03:31.306
8	1:18.759	+0.362	17:04:50.065
9	1:18.584	+0.187	17:06:08.649
10	1:18.599	+0.202	17:07:27.248
11	1:19.031	+0.634	17:08:46.279
12	1:18.664	+0.267	17:10:04.943
13	1:19.966	+1.569	17:11:24.909

Lap	Lap Tm	Diff	Time of Day
(9) Corey Alleyne			
1	1:29.960	+11.148	16:55:31.813
2	1:22.806	+3.994	16:56:54.419
3	1:21.698	+2.886	16:58:16.117
4	1:19.235	+0.423	16:59:35.352
5	1:21.421	+2.609	17:00:56.773
6	1:20.662	+1.850	17:02:17.435
7	1:20.439	+1.627	17:03:37.874
8	1:20.942	+2.130	17:04:58.816
9	1:19.317	+0.505	17:06:18.133
10	1:19.550	+0.738	17:07:37.683
11	1:19.733	+0.921	17:08:57.416
12	1:18.812		17:10:16.228
13	1:19.224	+0.412	17:11:35.452

Lap	Lap Tm	Diff	Time of Day
(28) Stephen Walker			
1	1:29.149	+10.000	16:55:33.844
2	1:21.579	+2.430	16:56:55.423
3	1:21.477	+2.328	16:58:16.900
4	1:20.653	+1.504	16:59:37.553
5	1:19.517	+0.368	17:00:57.070
6	1:20.919	+1.770	17:02:17.989
7	1:20.476	+1.327	17:03:38.465
8	1:20.967	+1.818	17:04:59.432
9	1:19.149		17:06:18.581
10	1:19.892	+0.743	17:07:38.473
11	1:20.479	+1.330	17:08:58.952
12	1:20.899	+1.750	17:10:19.851
13	1:20.037	+0.888	17:11:39.888

Lap	Lap Tm	Diff	Time of Day
(88) Chris Doherty			
1	1:28.570	+9.475	16:55:32.056
2	1:22.667	+3.572	16:56:54.723
3	1:21.721	+2.626	16:58:16.444
4	1:19.095		16:59:35.539
5	1:21.530	+2.435	17:00:57.069
6	1:20.545	+1.450	17:02:17.614
7	1:20.107	+1.012	17:03:37.721
8	1:21.116	+2.021	17:04:58.837
9	1:19.713	+0.618	17:06:18.550
10	1:20.184	+1.089	17:07:38.734
11	1:20.332	+1.237	17:08:59.066
12	1:20.910	+1.815	17:10:19.976

Lap	Lap Tm	Diff	Time of Day
(82) Craig Brown			
13	1:21.230	+2.135	17:11:41.206
1	1:28.832	+9.129	16:55:31.471
2	1:22.030	+2.327	16:56:53.501
3	1:20.606	+0.903	16:58:14.107
4	1:20.382	+0.679	16:59:34.489
5	1:22.301	+2.598	17:00:56.790
6	1:20.686	+0.983	17:02:17.476
7	1:20.270	+0.567	17:03:37.746
8	1:20.269	+0.566	17:04:58.015
9	1:20.011	+0.308	17:06:18.026
10	1:19.703		17:07:37.729
11	1:21.274	+1.571	17:08:59.003
12	1:21.588	+1.885	17:10:20.591
13	1:21.398	+1.695	17:11:41.989

Lap	Lap Tm	Diff	Time of Day
(8) Michael Mulholland			
1	1:29.580	+7.460	16:55:30.320
2	1:22.859	+0.739	16:56:53.179
3	1:22.692	+0.572	16:58:15.871
4	1:22.482	+0.362	16:59:38.353
5	1:22.120		17:01:00.473
6	1:23.549	+1.429	17:02:24.022
7	1:23.148	+1.028	17:03:47.170
8	1:22.982	+0.862	17:05:10.152
9	1:22.710	+0.590	17:06:32.862
10	1:22.709	+0.589	17:07:55.571
11	1:23.110	+0.990	17:09:18.681
12	1:23.555	+1.435	17:10:42.236
13	1:23.969	+1.849	17:12:06.205

Lap	Lap Tm	Diff	Time of Day
(21) Megan Campbell			
1	1:29.182	+8.883	16:55:31.804
2	1:22.211	+1.912	16:56:54.015
3	1:20.299		16:58:14.314
4	1:20.522	+0.223	16:59:34.836

Results provisional until the conclusion of judicial and technical matters

Orbits

Chief Timekeeper: D.Bradfield

Clerk of the Course:

Live timing available at timing.rhwright.co.uk

www.mylaps.com

Licensed to: R.H.Wright Timing



500MRCI "Fiestaval" Race Meeting

Sorted on best lap time

Formula Ford 1600

Kirkistown 500 MRCI 1.512 miles

Qualifying (Q4)

25/06/2022 10:00

Qualifying started at 10:17:16

Pos	No.	Name	Make	Best Tm	Diff	In Lap	Best Speed	2nd Best	2nd Lap
1	28	David McCullough	Van Diemen RF01	1:01.674		7	88.255	1:01.757	8
2	18	Alan Davidson	Mondiale M89S	1:02.451	0.777	7	87.157	1:02.606	4
3	89	Brandon McCaughan	Mondiale M89S	1:02.463	0.789	9	87.140	1:02.666	6
4	93	Drew Stewart	Van Diemen RF00	1:02.770	1.096	4	86.714	1:02.819	5
5	33	Robert Johnston	Ray GR22	1:03.252	1.578	7	86.053	1:03.518	9
6	21	Mike Todd	Mondiale M89S	1:03.309	1.635	8	85.975	1:03.603	6
7	90	Henry Campbell	Reynard FF89	1:05.165	3.491	4	83.527	1:05.187	8
8	55	Paul McMorran	Crossle 25F	1:06.286	4.612	3	82.114	1:06.303	8
9	49	Giovanni Romagnoli	Nomad Maranello	1:06.881	5.207	2	81.384	1:07.777	1

Results provisional until the conclusion of judicial and technical matters

Orbits

Chief Timekeeper: D.Bradfield

Clerk of the Course:

Live timing available at timing.rhwright.co.uk

www.mylaps.com

Licensed to: R.H.Wright Timing



500MRCI "Fiestaval" Race Meeting


Formula Ford 1600

Kirkistown 500 MRCI 1.512 miles

Qualifying (Q4)

25/06/2022 10:00

Qualifying started at 10:17:16



Lap	Lap Tm	Diff	Time of Day
(28) David McCullough			
1	1:02.437	+0.763	10:19:31.109
2	1:02.944	+1.270	10:20:34.053
3	1:01.956	+0.282	10:21:36.009
4	1:01.976	+0.302	10:22:37.985
5	1:02.378	+0.704	10:23:40.363
6	1:02.009	+0.335	10:24:42.372
7	1:01.674		10:25:44.046
8	1:01.757	+0.083	10:26:45.803
(18) Alan Davidson			
1	1:06.248	+3.797	10:20:00.061
2	1:20.527	+18.076	10:21:20.588
3	1:06.455	+4.004	10:22:27.043
4	1:02.606	+0.155	10:23:29.649
5	1:02.811	+0.360	10:24:32.460
6	1:02.700	+0.249	10:25:35.160
7	1:02.451		10:26:37.611
8	1:03.144	+0.693	10:27:40.755
(89) Brandon McCaughan			
1	1:03.918	+1.455	10:19:31.674
2	1:03.305	+0.842	10:20:34.979
3	1:03.025	+0.562	10:21:38.004
4	1:02.879	+0.416	10:22:40.883
5	1:03.564	+1.101	10:23:44.447
6	1:02.666	+0.203	10:24:47.113
7	1:22.217	+19.754	10:26:09.330
8	1:02.817	+0.354	10:27:12.147
9	1:02.463		10:28:14.610
(93) Drew Stewart			
1	1:09.472	+6.702	10:20:00.616
2	1:04.980	+2.210	10:21:05.596
3	1:02.959	+0.189	10:22:08.555
4	1:02.770		10:23:11.325
5	1:02.819	+0.049	10:24:14.144
6	1:17.138	+14.368	10:25:31.282
7	1:05.614	+2.844	10:26:36.896
8	1:04.258	+1.488	10:27:41.154
(33) Robert Johnston			
1	1:05.304	+2.052	10:19:41.476
2	1:04.345	+1.093	10:20:45.821
3	1:04.395	+1.143	10:21:50.216
4	1:04.288	+1.036	10:22:54.504
5	1:03.917	+0.665	10:23:58.421
6	1:03.803	+0.551	10:25:02.224
7	1:03.252		10:26:05.476
8	1:03.763	+0.511	10:27:09.239
9	1:03.518	+0.266	10:28:12.757
(21) Mike Todd			
1	1:04.846	+1.537	10:19:34.331
2	1:05.579	+2.270	10:20:39.910
3	1:11.016	+7.707	10:21:50.926
4	1:04.279	+0.970	10:22:55.205
5	1:03.707	+0.398	10:23:58.912
6	1:03.603	+0.294	10:25:02.515
7	1:03.729	+0.420	10:26:06.244
8	1:03.309		10:27:09.553
9	1:04.202	+0.893	10:28:13.755
(90) Henry Campbell			
1	1:08.313	+3.148	10:20:01.838
2	1:06.121	+0.956	10:21:07.759
3	1:05.801	+0.636	10:22:13.560
4	1:05.165		10:23:18.725
5	1:05.336	+0.171	10:24:24.061
6	1:05.900	+0.735	10:25:29.961
7	1:05.224	+0.059	10:26:35.185
8	1:05.187	+0.022	10:27:40.372

Lap	Lap Tm	Diff	Time of Day
(55) Paul McMorrán			
1	1:08.292	+2.006	10:20:03.786
2	1:06.926	+0.640	10:21:10.712
3	1:06.286		10:22:16.998
4	1:06.514	+0.228	10:23:23.512
5	1:06.355	+0.069	10:24:29.867
6	1:06.551	+0.265	10:25:36.418
7	1:06.351	+0.065	10:26:42.769
8	1:06.303	+0.017	10:27:49.072
(49) Giovanni Romagnoli			
1	1:07.777	+0.896	10:20:04.477
2	1:06.881		10:21:11.358

Lap Lap Tm Diff Time of Day

Results provisional until the conclusion of judicial and technical matters

Orbits

Chief Timekeeper: D.Bradfield

Clerk of the Course:

Live timing available at timing.rhwright.co.uk

www.mylaps.com

Licensed to: R.H.Wright Timing



500MRCI "Fiestaval" Race Meeting

Formula Ford 1600

Kirkistown 500 MRCI 1.512 miles

Race 1 (R4)

25/06/2022 12:30

Race (15:00 and 1 Laps)

5	49	
	9	
4	90	55
	7	8
3	33	21
	5	6
2	89	93
	3	4
1	28	18
	1	2

POLE POSITION

Results provisional until the conclusion of judicial and technical matters

Orbits

Chief Timekeeper: D.Bradfield

Clerk of the Course:

Live timing available at timing.rhwright.co.uk

www.mylaps.com

Licensed to: R.H.Wright Timing



R.H.Wright Timing

500MRCI "Fiestaval" Race Meeting

Sorted on Laps

Formula Ford 1600

Kirkistown 500 MRCI 1.512 miles

Race 1 (R4)

25/06/2022 12:30

Race (15:00 and 1 Laps) started at 12:44:33

Pos	No.	Name	Make	Laps	Total Tm	Best Tm	Best Speed	In Lap	Avg. Speed
1	28	David McCullough	Van Diemen RF01	16	16:44.115	1:01.911	87.917	4	86.731
2	89	Brandon McCaughan	Mondiale M89S	16	16:51.493	1:02.348	87.301	5	86.099
3	18	Alan Davidson	Mondiale M89S	16	16:51.737	1:02.379	87.257	2	86.078
4	93	Drew Stewart	Van Diemen RF00	16	17:02.144	1:02.952	86.463	5	85.202
5	33	Robert Johnston	Ray GR22	16	17:15.048	1:03.677	85.479	11	84.139
6	21	Mike Todd	Mondiale M89S	16	17:20.075	1:04.081	84.940	6	83.733
7	90	Henry Campbell	Reynard FF89	16	17:30.674	1:04.769	84.037	12	82.888
8	55	Paul McMorran	Crossle 25F	15	16:54.267	1:06.577	81.755	13	80.497
9	49	Giovanni Romagnoli	Nomad Maranello	15	17:06.638	1:06.771	81.518	7	79.527

Margin of Victory

Avg. Speed

Best Lap Tm

Best Speed

Best Lap by

7.378

86.731

1:01.911

87.917

28 - David McCullough

Results provisional until the conclusion of judicial and technical matters

Orbits

Chief Timekeeper: D.Bradfield

Clerk of the Course:

Live timing available at timing.rhwright.co.uk

www.mylaps.com

Licensed to: R.H.Wright Timing

Printed: 25/06/2022 13:02:15



500MRCI "Fiestaval" Race Meeting

Formula Ford 1600

Kirkistown 500 MRCI 1.512 miles

Race 1 (R4)

25/06/2022 12:30

Race (15:00 and 1 Laps) started at 12:44:33

Lap	Lap Tm	Diff	Time of Day
(28) David McCullough			
1	1:07.685	+5.774	12:45:42.713
2	1:02.307	+0.396	12:46:45.020
3	1:02.149	+0.238	12:47:47.169
4	1:01.911		12:48:49.080
5	1:02.161	+0.250	12:49:51.241
6	1:02.323	+0.412	12:50:53.564
7	1:02.098	+0.187	12:51:55.662
8	1:02.205	+0.294	12:52:57.867
9	1:02.245	+0.334	12:54:00.112
10	1:02.213	+0.302	12:55:02.325
11	1:02.084	+0.173	12:56:04.409
12	1:02.140	+0.229	12:57:06.549
13	1:02.489	+0.578	12:58:09.038
14	1:02.563	+0.652	12:59:11.601
15	1:02.671	+0.760	13:00:14.272
16	1:03.017	+1.106	13:01:17.289
(89) Brandon McCaughan			
1	1:07.472	+5.124	12:45:43.285
2	1:02.771	+0.423	12:46:46.056
3	1:02.554	+0.206	12:47:48.610
4	1:02.579	+0.231	12:48:51.189
5	1:02.348		12:49:53.537
6	1:02.530	+0.182	12:50:56.067
7	1:02.675	+0.327	12:51:58.742
8	1:03.042	+0.694	12:53:01.784
9	1:03.160	+0.812	12:54:04.944
10	1:02.851	+0.503	12:55:07.795
11	1:03.051	+0.703	12:56:10.846
12	1:02.388	+0.040	12:57:13.234
13	1:02.586	+0.238	12:58:15.820
14	1:03.003	+0.655	12:59:18.823
15	1:02.999	+0.651	13:00:21.822
16	1:02.845	+0.497	13:01:24.667
(18) Alan Davidson			
1	1:07.860	+5.481	12:45:42.877
2	1:02.379		12:46:45.256
3	1:02.561	+0.182	12:47:47.817
4	1:02.729	+0.350	12:48:50.546
5	1:02.630	+0.251	12:49:53.176
6	1:02.709	+0.330	12:50:55.885
7	1:02.543	+0.164	12:51:58.428
8	1:03.318	+0.939	12:53:01.746
9	1:03.080	+0.701	12:54:04.826
10	1:02.941	+0.562	12:55:07.767
11	1:02.744	+0.365	12:56:10.511
12	1:02.599	+0.220	12:57:13.110
13	1:02.514	+0.135	12:58:15.624
14	1:02.927	+0.548	12:59:18.551
15	1:02.806	+0.427	13:00:21.357
16	1:03.554	+1.175	13:01:24.911
(93) Drew Stewart			
1	1:07.820	+4.868	12:45:43.770
2	1:03.326	+0.374	12:46:47.096
3	1:03.156	+0.204	12:47:50.252
4	1:03.100	+0.148	12:48:53.352
5	1:02.952		12:49:56.304
6	1:03.213	+0.261	12:50:59.517
7	1:03.287	+0.335	12:52:02.804
8	1:03.262	+0.310	12:53:06.066
9	1:03.139	+0.187	12:54:09.205
10	1:03.109	+0.157	12:55:12.314
11	1:03.137	+0.185	12:56:15.451
12	1:04.301	+1.349	12:57:19.752
13	1:03.752	+0.800	12:58:23.504
14	1:03.562	+0.610	12:59:27.066
15	1:03.845	+0.893	13:00:30.911
16	1:04.407	+1.455	13:01:35.318
(33) Robert Johnston			

Lap	Lap Tm	Diff	Time of Day
1	1:08.013	+4.336	12:45:44.604
2	1:04.435	+0.758	12:46:49.039
3	1:03.940	+0.263	12:47:52.979
4	1:03.846	+0.169	12:48:56.825
5	1:03.831	+0.154	12:50:00.656
6	1:03.944	+0.267	12:51:04.600
7	1:04.321	+0.644	12:52:08.921
8	1:04.172	+0.495	12:53:13.093
9	1:04.274	+0.597	12:54:17.367
10	1:03.963	+0.286	12:55:21.330
11	1:03.677		12:56:25.007
12	1:03.987	+0.310	12:57:28.994
13	1:04.247	+0.570	12:58:33.241
14	1:04.300	+0.623	12:59:37.541
15	1:04.682	+1.005	13:00:42.223
16	1:05.999	+2.322	13:01:48.222
(21) Mike Todd			
1	1:08.785	+4.704	12:45:45.145
2	1:04.181	+0.100	12:46:49.326
3	1:04.271	+0.190	12:47:53.597
4	1:04.088	+0.007	12:48:57.685
5	1:04.108	+0.027	12:50:01.793
6	1:04.081		12:51:05.874
7	1:04.294	+0.213	12:52:10.168
8	1:04.366	+0.285	12:53:14.534
9	1:04.454	+0.373	12:54:18.988
10	1:04.305	+0.224	12:55:23.293
11	1:04.529	+0.448	12:56:27.822
12	1:04.529	+0.448	12:57:32.351
13	1:04.801	+0.720	12:58:37.152
14	1:04.741	+0.660	12:59:41.893
15	1:05.027	+0.946	13:00:46.920
16	1:06.329	+2.248	13:01:53.249
(90) Henry Campbell			
1	1:09.865	+5.096	12:45:47.283
2	1:05.667	+0.898	12:46:52.950
3	1:05.304	+0.535	12:47:58.254
4	1:05.434	+0.665	12:49:03.688
5	1:05.138	+0.369	12:50:08.826
6	1:04.790	+0.021	12:51:13.616
7	1:05.191	+0.422	12:52:18.807
8	1:04.964	+0.195	12:53:23.771
9	1:05.131	+0.362	12:54:28.902
10	1:04.892	+0.123	12:55:33.794
11	1:04.982	+0.213	12:56:38.776
12	1:04.769		12:57:43.545
13	1:05.151	+0.382	12:58:48.696
14	1:04.962	+0.193	12:59:53.658
15	1:05.072	+0.303	13:00:58.730
16	1:05.118	+0.349	13:02:03.848
(55) Paul McMorran			
1	1:11.303	+4.726	12:45:48.478
2	1:08.264	+1.687	12:46:56.742
3	1:07.066	+0.489	12:48:03.808
4	1:07.037	+0.460	12:49:10.845
5	1:07.349	+0.772	12:50:18.194
6	1:06.794	+0.217	12:51:24.988
7	1:06.684	+0.107	12:52:31.672
8	1:06.697	+0.120	12:53:38.369
9	1:06.654	+0.077	12:54:45.023
10	1:07.182	+0.605	12:55:52.205
11	1:06.779	+0.202	12:56:58.984
12	1:07.084	+0.507	12:58:06.068
13	1:06.577		12:59:12.645
14	1:06.755	+0.178	13:00:19.400
15	1:08.041	+1.464	13:01:27.441
(49) Giovanni Romagnoli			
1	1:11.501	+4.730	12:45:49.163
2	1:08.508	+1.737	12:46:57.671
3	1:07.938	+1.167	12:48:05.609

Results provisional until the conclusion of judicial and technical matters

Orbits

Chief Timekeeper: D.Bradfield

Clerk of the Course:

Live timing available at timing.rhwright.co.uk



www.mylaps.com

Licensed to: R.H.Wright Timing



500MRCI "Fiestaval" Race Meeting


Formula Ford 1600

Kirkistown 500 MRCI 1.512 miles

Race 2 (R10)

25/06/2022 16:00


Race (15:00 and 1 Laps)



5	49
	9
4	90
	7
3	33
	5
2	89
	3
1	28
	1

55
8
21
6
93
4
18
2

POLE POSITION



Results provisional until the conclusion of judicial and technical matters

Orbits

Chief Timekeeper: D.Bradfield

Clerk of the Course:

Live timing available at timing.rhwright.co.uk

www.mylaps.com

Licensed to: R.H.Wright Timing



R.H.Wright Timing

500MRCI "Fiestaval" Race Meeting

Sorted on Laps

Formula Ford 1600

Kirkistown 500 MRCI 1.512 miles

Race 2 (R10)

25/06/2022 16:00

Race (15:00 and 1 Laps) started at 15:43:21

Pos	No.	Name	Make	Laps	Total Tm	Best Tm	Best Speed	In Lap	Avg. Speed
1	28	David McCullough	Van Diemen RF01	16	16:47.466	1:02.053	87.716	7	86.443
2	18	Alan Davidson	Mondiale M89S	16	16:50.566	1:02.489	87.104	12	86.178
3	89	Brandon McCaughan	Mondiale M89S	16	16:54.166	1:02.595	86.956	10	85.872
4	93	Drew Stewart	Van Diemen RF00	16	17:04.230	1:02.566	86.996	8	85.028
5	21	Mike Todd	Mondiale M89S	16	17:18.240	1:03.644	85.523	13	83.881
6	33	Robert Johnston	Ray GR22	16	17:18.425	1:03.927	85.144	14	83.866
7	90	Henry Campbell	Reynard FF89	16	17:32.192	1:04.821	83.970	8	82.768
8	55	Paul McMorran	Crossle 25F	15	16:55.191	1:06.418	81.951	12	80.424
9	49	Giovanni Romagnoli	Nomad Maranello	8	17:34.189	1:06.635	81.684	8	41.306

Margin of Victory

Avg. Speed

Best Lap Tm

Best Speed

Best Lap by

3.100

86.443

1:02.053

87.716

28 - David McCullough

Results provisional until the conclusion of judicial and technical matters

Orbits

Chief Timekeeper: D.Bradfield

Clerk of the Course:

Live timing available at timing.rhwright.co.uk

www.mylaps.com

Licensed to: R.H.Wright Timing

Printed: 25/06/2022 16:01:05



500MRCI "Fiestaval" Race Meeting

Formula Ford 1600

Kirkistown 500 MRCI 1.512 miles


Race 2 (R10)

25/06/2022 16:00

Race (15:00 and 1 Laps) started at 15:43:21

Lap	Lap Tm	Diff	Time of Day
(28) David McCullough			
1	1:07.740	+5.687	15:44:30.861
2	1:02.503	+0.450	15:45:33.364
3	1:02.346	+0.293	15:46:35.710
4	1:02.200	+0.147	15:47:37.910
5	1:02.215	+0.162	15:48:40.125
6	1:02.218	+0.165	15:49:42.343
7	1:02.053		15:50:44.396
8	1:02.844	+0.791	15:51:47.240
9	1:02.560	+0.507	15:52:49.800
10	1:02.711	+0.658	15:53:52.511
11	1:02.282	+0.229	15:54:54.793
12	1:03.328	+1.275	15:55:58.121
13	1:02.384	+0.331	15:57:00.505
14	1:02.427	+0.374	15:58:02.932
15	1:02.923	+0.870	15:59:05.855
16	1:02.827	+0.774	16:00:08.682
(18) Alan Davidson			
1	1:07.951	+5.462	15:44:31.128
2	1:02.609	+0.120	15:45:33.737
3	1:02.605	+0.116	15:46:36.342
4	1:03.035	+0.546	15:47:39.377
5	1:02.657	+0.168	15:48:42.034
6	1:02.854	+0.365	15:49:44.888
7	1:02.723	+0.234	15:50:47.611
8	1:02.586	+0.097	15:51:50.197
9	1:02.639	+0.150	15:52:52.836
10	1:02.569	+0.080	15:53:55.405
11	1:02.512	+0.023	15:54:57.917
12	1:02.489		15:56:00.406
13	1:02.491	+0.002	15:57:02.897
14	1:03.096	+0.607	15:58:05.993
15	1:02.878	+0.389	15:59:08.871
16	1:02.911	+0.422	16:00:11.782
(89) Brandon McCaughan			
1	1:08.210	+5.615	15:44:32.012
2	1:03.284	+0.689	15:45:35.296
3	1:03.368	+0.773	15:46:38.664
4	1:03.026	+0.431	15:47:41.690
5	1:02.939	+0.344	15:48:44.629
6	1:03.246	+0.651	15:49:47.875
7	1:02.784	+0.189	15:50:50.659
8	1:02.663	+0.068	15:51:53.322
9	1:02.614	+0.019	15:52:55.936
10	1:02.595		15:53:58.531
11	1:02.751	+0.156	15:55:01.282
12	1:02.727	+0.132	15:56:04.009
13	1:02.866	+0.271	15:57:06.875
14	1:02.891	+0.296	15:58:09.766
15	1:02.809	+0.214	15:59:12.575
16	1:02.807	+0.212	16:00:15.382
(93) Drew Stewart			
1	1:09.024	+6.458	15:44:32.892
2	1:03.418	+0.852	15:45:36.310
3	1:03.284	+0.718	15:46:39.594
4	1:02.905	+0.339	15:47:42.499
5	1:02.909	+0.343	15:48:45.408
6	1:03.028	+0.462	15:49:48.436
7	1:03.030	+0.464	15:50:51.466
8	1:02.566		15:51:54.032
9	1:02.720	+0.154	15:52:56.752
10	1:02.902	+0.336	15:53:59.654
11	1:03.055	+0.489	15:55:02.709
12	1:03.000	+0.434	15:56:05.709
13	1:02.966	+0.400	15:57:08.675
14	1:03.007	+0.441	15:58:11.682
15	1:08.518	+5.952	15:59:20.200
16	1:05.246	+2.680	16:00:25.446
(21) Mike Todd			

Lap	Lap Tm	Diff	Time of Day
1	1:09.621	+5.977	15:44:33.997
2	1:04.995	+1.351	15:45:38.992
3	1:04.830	+1.186	15:46:43.822
4	1:04.620	+0.976	15:47:48.442
5	1:04.844	+1.200	15:48:53.286
6	1:04.741	+1.097	15:49:58.027
7	1:04.570	+0.926	15:51:02.597
8	1:04.495	+0.851	15:52:07.092
9	1:04.433	+0.789	15:53:11.525
10	1:04.116	+0.472	15:54:15.641
11	1:03.748	+0.104	15:55:19.389
12	1:04.079	+0.435	15:56:23.468
13	1:03.644		15:57:27.112
14	1:04.120	+0.476	15:58:31.232
15	1:03.848	+0.204	15:59:35.080
16	1:04.376	+0.732	16:00:39.456
(33) Robert Johnston			
1	1:08.662	+4.735	15:44:33.039
2	1:04.060	+0.133	15:45:37.099
3	1:04.281	+0.354	15:46:41.380
4	1:04.322	+0.395	15:47:45.702
5	1:04.398	+0.471	15:48:50.100
6	1:04.887	+0.960	15:49:54.987
7	1:04.555	+0.628	15:50:59.542
8	1:04.154	+0.227	15:52:03.696
9	1:04.358	+0.431	15:53:08.054
10	1:04.863	+0.936	15:54:12.917
11	1:04.374	+0.447	15:55:17.291
12	1:04.935	+1.008	15:56:22.226
13	1:04.430	+0.503	15:57:26.656
14	1:03.927		15:58:30.583
15	1:04.323	+0.396	15:59:34.906
16	1:04.735	+0.808	16:00:39.641
(90) Henry Campbell			
1	1:10.711	+5.890	15:44:36.293
2	1:05.472	+0.651	15:45:41.765
3	1:05.734	+0.913	15:46:47.499
4	1:05.460	+0.639	15:47:52.959
5	1:05.104	+0.283	15:48:58.063
6	1:05.238	+0.417	15:50:03.301
7	1:04.976	+0.155	15:51:08.277
8	1:04.821		15:52:13.098
9	1:04.827	+0.006	15:53:17.925
10	1:05.046	+0.225	15:54:22.971
11	1:05.015	+0.194	15:55:27.986
12	1:05.128	+0.307	15:56:33.114
13	1:05.300	+0.479	15:57:38.414
14	1:04.922	+0.101	15:58:43.336
15	1:05.167	+0.346	15:59:48.503
16	1:04.905	+0.084	16:00:53.408
(55) Paul McMorran			
1	1:12.206	+5.788	15:44:36.982
2	1:07.696	+1.278	15:45:44.678
3	1:07.616	+1.198	15:46:52.294
4	1:07.544	+1.126	15:47:59.838
5	1:07.053	+0.635	15:49:06.891
6	1:07.488	+1.070	15:50:14.379
7	1:06.820	+0.402	15:51:21.199
8	1:06.873	+0.455	15:52:28.072
9	1:06.906	+0.488	15:53:34.978
10	1:07.143	+0.725	15:54:42.121
11	1:06.537	+0.119	15:55:48.658
12	1:06.418		15:56:55.076
13	1:06.784	+0.366	15:58:01.860
14	1:07.693	+1.275	15:59:09.553
15	1:06.854	+0.436	16:00:16.407
(49) Giovanni Romagnoli			
1	1:12.100	+5.465	15:44:37.658
2	1:07.619	+0.984	15:45:45.277
p3	9:23.665	+8:17.030	15:55:08.942



Results provisional until the conclusion of judicial and technical matters

Orbits

Chief Timekeeper: D.Bradfield

Clerk of the Course:

Live timing available at timing.rhwright.co.uk



www.mylaps.com

Licensed to: R.H.Wright Timing



R.H.Wright Timing

500MRCI " Fiestaval" Race Meeting

Sorted on best lap time

Ginetta Juniors

Kirkistown 500 MRCI 1.512 miles

Qualifying (Q6)

25/06/2022 10:40

Qualifying started at 10:57:16

Pos	No.	Name	Make	Best Tm	Diff	In Lap	Best Speed	2nd Best	2nd Lap
1	69	Matthew McCord	1.4 Ginetta G20	1:13.683		4	73.871	1:13.764	6
2	26	Ethan Campbell	1.4 Ginetta G20	1:13.905	0.222	6	73.649	1:14.133	5

Results provisional until the conclusion of judicial and technical matters

Orbits

Chief Timekeeper: D.Bradfield

Clerk of the Course:

Live timing available at timing.rhwright.co.uk

www.mylaps.com

Licensed to: R.H.Wright Timing

Printed: 25/06/2022 11:07:37



500MRCI "Fiestaval" Race Meeting


Ginetta Juniors

Kirkistown 500 MRCI 1.512 miles

Qualifying (Q6)

25/06/2022 10:40

Qualifying started at 10:57:16



Lap	Lap Tm	Diff	Time of Day
(69) Matthew McCord			
1	1:14.244	+0.561	10:59:54.297
2	1:14.051	+0.368	11:01:08.348
3	1:14.474	+0.791	11:02:22.822
4	1:13.683		11:03:36.505
5	1:13.797	+0.114	11:04:50.302
6	1:13.764	+0.081	11:06:04.066

Lap	Lap Tm	Diff	Time of Day
(26) Ethan Campbell			
1	1:18.103	+4.198	10:59:55.297
2	1:14.201	+0.296	11:01:09.498
3	1:14.775	+0.870	11:02:24.273
4	1:16.176	+2.271	11:03:40.449
5	1:14.133	+0.228	11:04:54.582
6	1:13.905		11:06:08.487

Lap	Lap Tm	Diff	Time of Day
-----	--------	------	-------------

Lap	Lap Tm	Diff	Time of Day
-----	--------	------	-------------

Results provisional until the conclusion of judicial and technical matters

Orbits

Chief Timekeeper: D.Bradfield

Clerk of the Course:

Live timing available at timing.rhwright.co.uk

www.mylaps.com

Licensed to: R.H.Wright Timing



R.H.Wright Timing

500MRCI "Fiestaval" Race Meeting

Ginetta Juniors

Kirkistown 500 MRCI 1.512 miles

Race 1 (R6)

25/06/2022 14:00

Race (15:00 and 1 Laps)

1

69

1

POLE POSITION

26

2

Results provisional until the conclusion of judicial and technical matters

Orbits

Chief Timekeeper: D.Bradfield

Clerk of the Course:

Live timing available at timing.rhwright.co.uk

www.mylaps.com

Licensed to: R.H.Wright Timing

Printed: 25/06/2022 11:10:18



500MRCI "Fiestaval" Race Meeting

Sorted on Laps

Ginetta Juniors

Kirkistown 500 MRCI 1.512 miles

Race 1 (R6)

25/06/2022 14:00

Race (10:00 and 1 Laps) started at 14:06:40

Pos	No.	Name	Make	Laps	Total Tm	Best Tm	Best Speed	In Lap	Avg. Speed
Not classified									
DNF	69	Matthew McCord	1.4 Ginetta G20	7	8:48.871	1:14.235	73.321	7	72.042
DNF	26	Ethan Campbell	1.4 Ginetta G20	1	1:27.327	1:24.890	64.119	1	62.329

Margin of Victory

Avg. Speed

Best Lap Tm

Best Speed

Best Lap by

72.042

1:14.235

73.321

69 - Matthew McCord

Results provisional until the conclusion of judicial and technical matters

Orbits

Chief Timekeeper: D.Bradfield

Clerk of the Course:

Live timing available at timing.rhwright.co.uk

www.mylaps.com

Licensed to: R.H.Wright Timing



500MRCI "Fiestaval" Race Meeting

Ginetta Juniors

Kirkistown 500 MRCI 1.512 miles

Race 1 (R6)

25/06/2022 14:00

Race (10:00 and 1 Laps) started at 14:06:40

Lap	Lap Tm	Diff	Time of Day
(69) Matthew McCord			
1	1:20.162	+5.927	14:08:03.116
2	1:14.564	+0.329	14:09:17.680
3	1:14.580	+0.345	14:10:32.260
4	1:14.448	+0.213	14:11:46.708
5	1:14.299	+0.064	14:13:01.007
6	1:14.253	+0.018	14:14:15.260
7	1:14.235		14:15:29.495
(26) Ethan Campbell			
1	1:24.890		14:08:07.951

Lap	Lap Tm	Diff	Time of Day
-----	--------	------	-------------

Lap	Lap Tm	Diff	Time of Day
-----	--------	------	-------------

Results provisional until the conclusion of judicial and technical matters

Orbits

Chief Timekeeper: D.Bradfield

Clerk of the Course:

Live timing available at timing.rhwright.co.uk

www.mylaps.com

Licensed to: R.H.Wright Timing



R.H.Wright Timing

500MRCI "Fiestaval" Race Meeting


Ginetta Juniors

Kirkistown 500 MRCI 1.512 miles

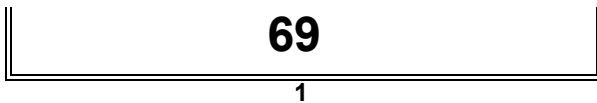
Race 2 (R12)

25/06/2022 17:00


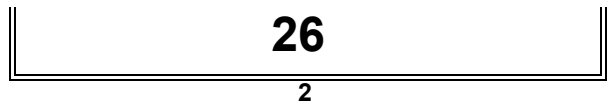
Race (15:00 and 1 Laps)



1



POLE POSITION



Results provisional until the conclusion of judicial and technical matters

Orbits

Chief Timekeeper: D.Bradfield

Clerk of the Course:

Live timing available at timing.rhwright.co.uk

www.mylaps.com

Licensed to: R.H.Wright Timing

Printed: 25/06/2022 11:10:36



500MRCI " Fiestaval" Race Meeting

Sorted on Laps

Ginetta Juniors

Kirkistown 500 MRCI 1.512 miles

Race 2 (R12)

25/06/2022 17:00

Race (10:00 and 1 Laps) started at 16:33:29

Pos	No.	Name	Make	Laps	Total Tm	Best Tm	Best Speed	In Lap	Avg. Speed
1	26	Ethan Campbell	1.4 Ginetta G20	8	10:07.402	1:13.705	73.849	3	71.689
Not classified									
DNF	69	Matthew McCord	1.4 Ginetta G20	6	7:33.947	1:13.351	74.205	6	71.943

Margin of Victory

Avg. Speed

Best Lap Tm

Best Speed

Best Lap by

71.689

1:13.705

73.849

26 - Ethan Campbell

Results provisional until the conclusion of judicial and technical matters

Orbits

Chief Timekeeper: D.Bradfield

Clerk of the Course:

Live timing available at timing.rhwright.co.uk

www.mylaps.com

Licensed to: R.H.Wright Timing



500MRCI "Fiestaval" Race Meeting


Ginetta Juniors

Kirkistown 500 MRCI 1.512 miles

Race 2 (R12)

25/06/2022 17:00

Race (10:00 and 1 Laps) started at 16:33:29



Lap	Lap Tm	Diff	Time of Day	Lap	Lap Tm	Diff	Time of Day	Lap	Lap Tm	Diff	Time of Day
(26) Ethan Campbell											
1	1:22.085	+8.380	16:34:53.590								
2	1:14.470	+0.765	16:36:08.060								
3	1:13.705		16:37:21.765								
4	1:16.429	+2.724	16:38:38.194								
5	1:14.001	+0.296	16:39:52.195								
6	1:14.231	+0.526	16:41:06.426								
7	1:14.360	+0.655	16:42:20.786								
8	1:16.158	+2.453	16:43:36.944								
(69) Matthew McCord											
1	1:21.471	+8.120	16:34:53.168								
2	1:14.119	+0.768	16:36:07.287								
3	1:13.967	+0.616	16:37:21.254								
4	1:14.797	+1.446	16:38:36.051								
5	1:14.087	+0.736	16:39:50.138								
6	1:13.351		16:41:03.489								

Results provisional until the conclusion of judicial and technical matters

Orbits

Chief Timekeeper: D.Bradfield

Clerk of the Course:

Live timing available at timing.rhwright.co.uk

www.mylaps.com

Licensed to: R.H.Wright Timing



500MRCI "Fiestaval" Race Meeting

Sorted on best lap time

Libre Saloons/GT

Kirkistown 500 MRCI 1.512 miles

Qualifying (Q1)

25/06/2022 09:00

Qualifying started at 9:32:42

Pos	No.	Name	Make	Best Tm	Diff	In Lap	Best Speed	2nd Best	2nd Lap
1	63	Peter Baxter	3.0T SEAT Leon	1:01.697		5	88.222	1:02.220	8
2	59	Ralph Jess	3.2 BMW M3	1:06.625	4.928	5	81.696	1:06.751	4
3	212	Gareth Blaine	3.0 BMW 330i	1:08.179	6.482	5	79.834	1:08.217	7
4	34	David McMinn	1.9 SEAT Ibiza	1:08.831	7.134	5	79.078	1:09.105	6
5	33	Donal O'Neill	1.8t SEAT Cupra	1:08.955	7.258	5	78.936	1:09.512	4
6	2	Greer Wray	3.0 BMW 330i	1:09.468	7.771	5	78.353	1:09.575	6
7	31	Keith Wray	3.0 BMW 330i	1:10.314	8.617	6	77.410	1:10.680	7
8	15	Michael Clune	2.5 Nissan Skyline	1:10.985	9.288	6	76.678	1:11.388	5
9	48	Paul McAinden	2.0 SHP Supercar			0	-		0
10	67	Jonathan Mills	2.2 Renault Clio			0	-		0

Results provisional until the conclusion of judicial and technical matters

Orbits

Chief Timekeeper: D.Bradfield

Clerk of the Course:

Live timing available at timing.rhwright.co.uk

www.mylaps.com

Licensed to: R.H.Wright Timing



500MRCI "Fiestaval" Race Meeting

Libre Saloons/GT

Kirkistown 500 MRCI 1.512 miles

Qualifying (Q1)

25/06/2022 09:00

Qualifying started at 9:32:42

Lap	Lap Tm	Diff	Time of Day
(63) Peter Baxter			
1	1:09.196	+7.499	9:35:19.992
2	1:05.826	+4.129	9:36:25.818
3	1:03.019	+1.322	9:37:28.837
4	1:02.388	+0.691	9:38:31.225
5	1:01.697		9:39:32.922
6	1:02.392	+0.695	9:40:35.314
7	1:14.414	+12.717	9:41:49.728
8	1:02.220	+0.523	9:42:51.948
(59) Ralph Jess			
1	1:10.082	+3.457	9:35:22.631
2	1:07.592	+0.967	9:36:30.223
3	1:06.961	+0.336	9:37:37.184
4	1:06.751	+0.126	9:38:43.935
5	1:06.625		9:39:50.560
6	1:06.859	+0.234	9:40:57.419
7	1:07.600	+0.975	9:42:05.019
(212) Gareth Blaine			
1	1:11.161	+2.982	9:35:32.281
2	1:10.868	+2.689	9:36:43.149
3	1:08.740	+0.561	9:37:51.889
4	1:09.161	+0.982	9:39:01.050
5	1:08.179		9:40:09.229
6	1:08.533	+0.354	9:41:17.762
7	1:08.217	+0.038	9:42:25.979
8	1:08.534	+0.355	9:43:34.513
(34) David McMinn			
1	1:12.826	+3.995	9:35:45.076
2	1:11.264	+2.433	9:36:56.340
3	1:10.019	+1.188	9:38:06.359
4	1:09.135	+0.304	9:39:15.494
5	1:08.831		9:40:24.325
6	1:09.105	+0.274	9:41:33.430
7	1:11.306	+2.475	9:42:44.736
8	1:10.428	+1.597	9:43:55.164
(33) Donal O'Neill			
1	1:43.265	+34.310	9:36:47.058
2	1:17.621	+8.666	9:38:04.679
3	1:12.148	+3.193	9:39:16.827
4	1:09.512	+0.557	9:40:26.339
5	1:08.955		9:41:35.294
6	1:09.914	+0.959	9:42:45.208
7	1:12.967	+4.012	9:43:58.175
(2) Greer Wray			
1	1:14.256	+4.788	9:35:37.920
2	1:11.351	+1.883	9:36:49.271
3	1:10.076	+0.608	9:37:59.347
4	1:10.005	+0.537	9:39:09.352
5	1:09.468		9:40:18.820
6	1:09.575	+0.107	9:41:28.395
7	1:09.744	+0.276	9:42:38.139
(31) Keith Wray			
1	1:13.977	+3.663	9:35:43.415
2	1:12.510	+2.196	9:36:55.925
3	1:11.754	+1.440	9:38:07.679
4	1:11.110	+0.796	9:39:18.789
5	1:10.958	+0.644	9:40:29.747
6	1:10.314		9:41:40.061
7	1:10.680	+0.366	9:42:50.741
8	1:11.627	+1.313	9:44:02.368
(15) Michael Clune			
1	1:14.531	+3.546	9:35:27.313
2	1:16.233	+5.248	9:36:43.546
3	1:13.153	+2.168	9:37:56.699
4	1:13.798	+2.813	9:39:10.497
5	1:11.388	+0.403	9:40:21.885

Lap	Lap Tm	Diff	Time of Day
6	1:10.985		9:41:32.870
7	1:11.486	+0.501	9:42:44.356
8	1:13.685	+2.700	9:43:58.041

Lap	Lap Tm	Diff	Time of Day
-----	--------	------	-------------

Results provisional until the conclusion of judicial and technical matters

Orbits

Chief Timekeeper: D.Bradfield

Clerk of the Course:

Live timing available at timing.rhwright.co.uk

www.mylaps.com

Licensed to: R.H.Wright Timing



500MRCI "Fiestaval" Race Meeting

Libre Saloons/GT

Kirkistown 500 MRCI 1.512 miles

Race 1 (R1)

25/06/2022 11:00

Race (15:00 and 1 Laps)

5	48 9	67 10
4	31 7	15 8
3	33 5	2 6
2	212 3	34 4
1	63 1	59 2

POLE POSITION

Results provisional until the conclusion of judicial and technical matters

Orbits

Chief Timekeeper: D.Bradfield

Clerk of the Course:

Live timing available at timing.rhwright.co.uk

www.mylaps.com

Licensed to: R.H.Wright Timing



500MRCI "Fiestaval" Race Meeting

Sorted on Laps

Libre Saloons/GT

Kirkistown 500 MRCI 1.512 miles

Race 1 (R1)

25/06/2022 11:00

Race (13:53 and 1 Laps) started at 11:18:55

Pos	No.	Name	Make	Laps	Total Tm	Best Tm	Best Speed	In Lap	Avg. Speed
1	63	Peter Baxter	3.0T SEAT Leon	13	15:29.357	1:02.268	87.413	7	76.138
2	212	Gareth Blaine	3.0 BMW 330i	13	16:10.631	1:06.951	81.299	10	72.900
3	33	Donal O'Neill	1.8t SEAT Cupra	13	16:16.209	1:07.216	80.978	8	72.484
4	34	David McMinn	1.9 SEAT Ibiza	13	16:17.360	1:07.471	80.672	8	72.398
5	2	Greer Wray	3.0 BMW 330i	13	16:33.753	1:09.378	78.455	10	71.204
Not classified									
DNF	59	Ralph Jess	3.2 BMW M3	10	12:59.929	1:06.618	81.705	2	69.789
DNF	31	Keith Wray	3.0 BMW 330i	3	3:46.612	1:11.738	75.874	3	72.057
DNF	15	Michael Clune	2.5 Nissan Skyline	2	2:51.473	1:17.837	69.928	1	63.485

Announcements

Red Flag on lap 4. Restart with grid based on lap 3 (Q12.15.2)

Margin of Victory	Avg. Speed	Best Lap Tm	Best Speed	Best Lap by
41.274	76.138	1:02.268	87.413	63 - Peter Baxter

Results provisional until the conclusion of judicial and technical matters

Orbits

Chief Timekeeper: D.Bradfield

Clerk of the Course:

Live timing available at timing.rhwright.co.uk

www.mylaps.com

Licensed to: R.H.Wright Timing



500MRCI "Fiestaval" Race Meeting


Libre Saloons/GT

Kirkistown 500 MRCI 1.512 miles

Race 1 (R1)

25/06/2022 11:00

Race (13:53 and 1 Laps) started at 11:18:55



Lap	Lap Tm	Diff	Time of Day
(63) Peter Baxter			
1	1:10.786	+8.518	11:20:09.211
2	1:03.238	+0.970	11:21:12.449
3	1:04.290	+2.022	11:22:16.739
4	11:57.059	10:54.791	11:34:13.798
5	1:09.386	+7.118	11:35:23.184
6	1:04.063	+1.795	11:36:27.247
7	1:02.268		11:37:29.515
8	1:02.510	+0.242	11:38:32.025
9	1:02.747	+0.479	11:39:34.772
10	1:03.164	+0.896	11:40:37.936
11	1:03.087	+0.819	11:41:41.023
12	1:03.669	+1.401	11:42:44.692
13	1:03.550	+1.282	11:43:48.242
(212) Gareth Blaine			
1	1:18.426	+11.475	11:20:17.319
2	1:09.682	+2.731	11:21:27.001
3	1:07.931	+0.980	11:22:34.932
4	11:39.904	10:32.953	11:34:14.836
5	1:13.329	+6.378	11:35:28.165
6	1:08.975	+2.024	11:36:37.140
7	1:08.168	+1.217	11:37:45.308
8	1:07.134	+0.183	11:38:52.442
9	1:08.389	+1.438	11:40:00.831
10	1:06.951		11:41:07.782
11	1:07.094	+0.143	11:42:14.876
12	1:07.000	+0.049	11:43:21.876
13	1:07.640	+0.689	11:44:29.516
(33) Donal O'Neil			
1	1:16.241	+9.025	11:20:15.768
2	1:07.498	+0.282	11:21:23.266
3	1:07.381	+0.165	11:22:30.647
4	11:43.655	10:36.439	11:34:14.302
5	1:14.324	+7.108	11:35:28.626
6	1:09.119	+1.903	11:36:37.745
7	1:07.993	+0.777	11:37:45.738
8	1:07.216		11:38:52.954
9	1:09.762	+2.546	11:40:02.716
10	1:07.457	+0.241	11:41:10.173
11	1:07.434	+0.218	11:42:17.607
12	1:08.022	+0.806	11:43:25.629
13	1:09.465	+2.249	11:44:35.094
(34) David McMinn			
1	1:12.979	+5.508	11:20:11.625
2	1:08.848	+1.377	11:21:20.473
3	1:08.764	+1.293	11:22:29.237
4	11:44.800	10:37.329	11:34:14.037
5	1:13.522	+6.051	11:35:27.559
6	1:09.163	+1.692	11:36:36.722
7	1:07.989	+0.518	11:37:44.711
8	1:07.471		11:38:52.182
9	1:10.912	+3.441	11:40:03.094
10	1:07.731	+0.260	11:41:10.825
11	1:09.316	+1.845	11:42:20.141
12	1:08.018	+0.547	11:43:28.159
13	1:08.086	+0.615	11:44:36.245
(2) Greer Wray			
1	1:17.308	+7.930	11:20:16.552
2	1:11.468	+2.090	11:21:28.020
3	1:10.479	+1.101	11:22:38.499
4	11:36.384	10:27.006	11:34:14.883
5	1:16.521	+7.143	11:35:31.404
6	1:10.756	+1.378	11:36:42.160
7	1:09.664	+0.286	11:37:51.824
8	1:09.795	+0.417	11:39:01.619
9	1:09.588	+0.210	11:40:11.207
10	1:09.378		11:41:20.585
11	1:10.844	+1.466	11:42:31.429
12	1:10.359	+0.981	11:43:41.788

Lap	Lap Tm	Diff	Time of Day
13	1:10.850	+1.472	11:44:52.638
(59) Ralph Jess			
1	1:13.565	+6.947	11:20:11.911
2	1:06.618		11:21:18.529
3	1:08.645	+2.027	11:22:27.174
4	11:46.487	10:39.869	11:34:13.661
5	1:13.109	+6.491	11:35:26.770
6	1:08.663	+2.045	11:36:35.433
7	1:06.624	+0.006	11:37:42.057
8	1:08.946	+2.328	11:38:51.003
9	1:13.293	+6.675	11:40:04.296
10	1:14.518	+7.900	11:41:18.814
(31) Keith Wray			
1	1:18.076	+6.338	11:20:17.674
2	1:12.939	+1.201	11:21:30.613
3	1:11.738		11:22:42.351
(15) Michael Clune			
1	1:17.837		11:20:17.797
2	1:29.415	+11.578	11:21:47.212

Results provisional until the conclusion of judicial and technical matters

Orbits

Chief Timekeeper: D.Bradfield

Clerk of the Course:

Live timing available at timing.rhwright.co.uk

www.mylaps.com

Licensed to: R.H.Wright Timing



500MRCI "Fiestaval" Race Meeting


Libre Saloons/GT

Kirkistown 500 MRCI 1.512 miles

Race 2 (R7)

25/06/2022 14:30

Race (15:00 and 1 Laps)



5	48 9	67 10
4	31 7	15 8
3	33 5	2 6
2	212 3	34 4
1	63 1	59 2

POLE POSITION



Results provisional until the conclusion of judicial and technical matters

Orbits

Chief Timekeeper: D.Bradfield

Clerk of the Course:

Live timing available at timing.rhwright.co.uk

www.mylaps.com

Licensed to: R.H.Wright Timing



R.H.Wright Timing

500MRCI "Fiestaval" Race Meeting

Sorted on Laps

Libre Saloons/GT

Kirkistown 500 MRCI 1.512 miles

Race 2 (R7)

25/06/2022 14:30

Race (15:00 and 1 Laps) started at 14:22:02

Pos	No.	Name	Make	Laps	Total Tm	Best Tm	Best Speed	In Lap	Avg. Speed
1	63	Peter Baxter	3.0T SEAT Leon	15	16:26.109	1:03.453	85.780	14	82.795
2	34	David McMinn	1.9 SEAT Ibiza	15	17:05.318	1:07.074	81.149	10	79.629
3	33	Donal O'Neill	1.8t SEAT Cupra	15	17:05.692	1:06.963	81.284	15	79.600
4	2	Greer Wray	3.0 BMW 330i	14	16:32.370	1:09.542	78.270	5	76.788
5	15	Michael Clune	2.5 Nissan Skyline	11	16:48.925	1:26.358	63.029	1	59.344
Not classified									
DNF	212	Gareth Blaine	3.0 BMW 330i	6	6:57.579	1:07.373	80.789	6	78.208
DNF	59	Ralph Jess	3.2 BMW M3	3	3:32.270	1:07.512	80.623	2	76.926
DNS	31	Keith Wray	3.0 BMW 330i					0	

Margin of Victory

Avg. Speed

Best Lap Tm

Best Speed

Best Lap by

39.209

82.795

1:03.453

85.780

63 - Peter Baxter

Results provisional until the conclusion of judicial and technical matters

Orbits

Chief Timekeeper: D.Bradfield

Clerk of the Course:

Live timing available at timing.rhwright.co.uk

www.mylaps.com

Licensed to: R.H.Wright Timing

Printed: 25/06/2022 14:39:47



500MRCI "Fiestaval" Race Meeting

Libre Saloons/GT

Kirkistown 500 MRCI 1.512 miles

Race 2 (R7)

25/06/2022 14:30

Race (15:00 and 1 Laps) started at 14:22:02

Lap	Lap Tm	Diff	Time of Day
(63) Peter Baxter			
1	1:11.278	+7.825	14:23:16.499
2	1:06.341	+2.888	14:24:22.840
3	1:05.512	+2.059	14:25:28.352
4	1:04.667	+1.214	14:26:33.019
5	1:04.127	+0.674	14:27:37.146
6	1:04.213	+0.760	14:28:41.359
7	1:05.023	+1.570	14:29:46.382
8	1:07.129	+3.676	14:30:53.511
9	1:05.185	+1.732	14:31:58.696
10	1:05.184	+1.731	14:33:03.880
11	1:05.146	+1.693	14:34:09.026
12	1:04.668	+1.215	14:35:13.694
13	1:03.660	+0.207	14:36:17.354
14	1:03.453		14:37:20.807
15	1:07.840	+4.387	14:38:28.647
(34) David McMinn			
1	1:14.187	+7.113	14:23:19.484
2	1:08.602	+1.528	14:24:28.086
3	1:08.346	+1.272	14:25:36.432
4	1:07.882	+0.808	14:26:44.314
5	1:08.086	+1.012	14:27:52.400
6	1:07.356	+0.282	14:28:59.756
7	1:07.297	+0.223	14:30:07.053
8	1:08.021	+0.947	14:31:15.074
9	1:08.902	+1.828	14:32:23.976
10	1:07.074		14:33:31.050
11	1:07.574	+0.500	14:34:38.624
12	1:07.373	+0.299	14:35:45.997
13	1:07.171	+0.097	14:36:53.168
14	1:07.585	+0.511	14:38:00.753
15	1:07.103	+0.029	14:39:07.856
(33) Donal O'Neill			
1	1:15.050	+8.087	14:23:21.089
2	1:08.885	+1.922	14:24:29.974
3	1:07.913	+0.950	14:25:37.887
4	1:07.268	+0.305	14:26:45.155
5	1:08.775	+1.812	14:27:53.930
6	1:07.362	+0.399	14:29:01.292
7	1:07.351	+0.388	14:30:08.643
8	1:07.232	+0.269	14:31:15.875
9	1:08.426	+1.463	14:32:24.301
10	1:07.497	+0.534	14:33:31.798
11	1:07.149	+0.186	14:34:38.947
12	1:07.283	+0.320	14:35:46.230
13	1:07.108	+0.145	14:36:53.338
14	1:07.929	+0.966	14:38:01.267
15	1:06.963		14:39:08.230
(2) Greer Wray			
1	1:17.579	+8.037	14:23:23.366
2	1:11.034	+1.492	14:24:34.400
3	1:10.235	+0.693	14:25:44.635
4	1:10.316	+0.774	14:26:54.951
5	1:09.542		14:28:04.493
6	1:09.587	+0.045	14:29:14.080
7	1:10.022	+0.480	14:30:24.102
8	1:09.654	+0.112	14:31:33.756
9	1:09.754	+0.212	14:32:43.510
10	1:09.908	+0.366	14:33:53.418
11	1:09.627	+0.085	14:35:03.045
12	1:10.365	+0.823	14:36:13.410
13	1:10.733	+1.191	14:37:24.143
14	1:10.765	+1.223	14:38:34.908
(15) Michael Clune			
1	1:26.358		14:23:35.619
2	1:33.128	+6.770	14:25:08.747
3	1:30.924	+4.566	14:26:39.671
4	1:31.118	+4.760	14:28:10.789
5	1:31.127	+4.769	14:29:41.916

Lap	Lap Tm	Diff	Time of Day
6	1:30.691	+4.333	14:31:12.607
7	1:30.048	+3.690	14:32:42.655
8	1:31.458	+5.100	14:34:14.113
9	1:31.094	+4.736	14:35:45.207
10	1:32.337	+5.979	14:37:17.544
11	1:33.919	+7.561	14:38:51.463
(212) Gareth Blaine			
1	1:14.774	+7.401	14:23:20.337
2	1:08.496	+1.123	14:24:28.833
3	1:07.807	+0.434	14:25:36.640
4	1:08.221	+0.848	14:26:44.861
5	1:07.883	+0.510	14:27:52.744
6	1:07.373		14:29:00.117
(59) Ralph Jess			
1	1:14.650	+7.138	14:23:19.532
2	1:07.512		14:24:27.044
3	1:07.764	+0.252	14:25:34.808

Results provisional until the conclusion of judicial and technical matters

Orbits

Chief Timekeeper: D.Bradfield

Clerk of the Course:

Live timing available at timing.rhwright.co.uk

www.mylaps.com

Licensed to: R.H.Wright Timing



500MRCI "Fiestaval" Race Meeting

Sorted on best lap time

Mazda MX5

Kirkistown 500 MRCI 1.512 miles

Qualifying (Q2)

25/06/2022 09:20

Qualifying started at 9:47:09

Pos	No.	Name	Make	Best Tm	Diff	In Lap	Best Speed	2nd Best	2nd Lap
1	14	Francis Allen	1.8 Mazda MX5	1:11.045		8	76.614	1:11.122	7
2	22	David Cousins	1.8 Mazda MX5	1:11.106	0.061	3	76.548	1:11.157	4
3	173	Gavin Kilkey	1.8 Mazda MX5	1:11.965	0.920	5	75.634	1:12.909	3
4	41	Damian Moran	1.8 Mazda MX5	1:12.879	1.834	4	74.686	1:12.931	2
5	42	Jim Kennedy	1.8 Mazda MX5	1:13.670	2.625	2	73.884	1:14.119	3
6	7	Gregory Radcliff	Mazda MX5	1:19.873	8.828	4	68.146	1:23.263	3

Results provisional until the conclusion of judicial and technical matters

Orbits

Chief Timekeeper: D.Bradfield

Clerk of the Course:

Live timing available at timing.rhwright.co.uk

www.mylaps.com

Licensed to: R.H.Wright Timing



500MRCI "Fiestaval" Race Meeting

Mazda MX5

Kirkistown 500 MRCI 1.512 miles

Qualifying (Q2)

25/06/2022 09:20

Qualifying started at 9:47:09

Lap	Lap Tm	Diff	Time of Day
(14) Francis Allen			
1	1:11.850	+0.805	9:49:32.197
2	1:11.621	+0.576	9:50:43.818
3	1:11.475	+0.430	9:51:55.293
4	1:12.893	+1.848	9:53:08.186
5	1:11.398	+0.353	9:54:19.584
6	1:11.247	+0.202	9:55:30.831
7	1:11.122	+0.077	9:56:41.953
8	1:11.045		9:57:52.998
(22) David Cousins			
1	1:14.833	+3.727	9:53:17.303
2	1:11.655	+0.549	9:54:28.958
3	1:11.106		9:55:40.064
4	1:11.157	+0.051	9:56:51.221
(173) Gavin Kilkey			
1	1:14.087	+2.122	9:49:38.720
2	1:13.198	+1.233	9:50:51.918
3	1:12.909	+0.944	9:52:04.827
4	1:34.676	+22.711	9:53:39.503
5	1:11.965		9:54:51.468
(41) Damian Moran			
1	1:13.229	+0.350	9:54:32.380
2	1:12.931	+0.052	9:55:45.311
3	1:13.092	+0.213	9:56:58.403
4	1:12.879		9:58:11.282
(42) Jim Kennedy			
1	1:17.608	+3.938	9:56:05.042
2	1:13.670		9:57:18.712
3	1:14.119	+0.449	9:58:32.831
(7) Gregory Radcliff			
1	1:33.146	+13.273	9:53:21.852
2	1:23.286	+3.413	9:54:45.138
3	1:23.263	+3.390	9:56:08.401
4	1:19.873		9:57:28.274

Lap	Lap Tm	Diff	Time of Day
-----	--------	------	-------------

Lap	Lap Tm	Diff	Time of Day
-----	--------	------	-------------

Results provisional until the conclusion of judicial and technical matters

Orbits

Chief Timekeeper: D.Bradfield

Clerk of the Course:

Live timing available at timing.rhwright.co.uk

www.mylaps.com

Licensed to: R.H.Wright Timing



500MRCI "Fiestaval" Race Meeting

Mazda MX5

Kirkistown 500 MRCI 1.512 miles

Race 1 (R2)

25/06/2022 11:30

Race (15:00 and 1 Laps)

3	42
	5
2	173
	3
1	14
	1

POLE POSITION

7
6
41
4
22
2

Results provisional until the conclusion of judicial and technical matters

Orbits

Chief Timekeeper: D.Bradfield

Clerk of the Course:

Live timing available at timing.rhwright.co.uk

www.mylaps.com

Licensed to: R.H.Wright Timing



R.H.Wright Timing

500MRCI " Fiestaval" Race Meeting

Sorted on Laps

Mazda MX5

Kirkistown 500 MRCI 1.512 miles

Race 1 (R2)

25/06/2022 11:30

Race (15:00 and 1 Laps) started at 11:51:11

Pos	No.	Name	Make	Laps	Total Tm	Best Tm	Best Speed	In Lap	Avg. Speed
1	22	David Cousins	1.8 Mazda MX5	14	16:55.333	1:11.274	76.368	2	75.052
2	41	Damian Moran	1.8 Mazda MX5	14	17:03.047	1:11.817	75.790	2	74.486
3	173	Gavin Kilkey	1.8 Mazda MX5	14	17:03.329	1:11.748	75.863	7	74.465
4	14	Francis Allen	1.8 Mazda MX5	14	17:03.339	1:11.645	75.972	6	74.464
5	7	Gregory Radcliff	1.8 Mazda MX5	14	18:11.632	1:15.721	71.883	12	69.806
Not classified									
DNF	42	Jim Kennedy	1.8 Mazda MX5	5	6:37.567	1:14.057	73.498	3	68.454

Margin of Victory

Avg. Speed

Best Lap Tm

Best Speed

Best Lap by

7.714

75.052

1:11.274

76.368

22 - David Cousins

Results provisional until the conclusion of judicial and technical matters

Orbits

Chief Timekeeper: D.Bradfield

Clerk of the Course:

Live timing available at timing.rhwright.co.uk

www.mylaps.com

Licensed to: R.H.Wright Timing

Printed: 25/06/2022 12:09:38



500MRCI "Fiestaval" Race Meeting


Mazda MX5

Kirkistown 500 MRCI 1.512 miles

Race 1 (R2)

25/06/2022 11:30

Race (15:00 and 1 Laps) started at 11:51:11



Lap	Lap Tm	Diff	Time of Day
(22) David Cousins			
1	1:16.550	+5.276	11:52:30.090
2	1:11.274		11:53:41.364
3	1:11.380	+0.106	11:54:52.744
4	1:11.809	+0.535	11:56:04.553
5	1:12.229	+0.955	11:57:16.782
6	1:11.748	+0.474	11:58:28.530
7	1:12.187	+0.913	11:59:40.717
8	1:11.681	+0.407	12:00:52.398
9	1:11.723	+0.449	12:02:04.121
10	1:12.135	+0.861	12:03:16.256
11	1:12.555	+1.281	12:04:28.811
12	1:12.541	+1.267	12:05:41.352
13	1:12.595	+1.321	12:06:53.947
14	1:12.705	+1.431	12:08:06.652

Lap	Lap Tm	Diff	Time of Day
(41) Damian Moran			
1	1:17.295	+5.478	11:52:31.540
2	1:11.817		11:53:43.357
3	1:12.979	+1.162	11:54:56.336
4	1:13.197	+1.380	11:56:09.533
5	1:12.614	+0.797	11:57:22.147
6	1:11.947	+0.130	11:58:34.094
7	1:12.193	+0.376	11:59:46.287
8	1:12.045	+0.228	12:00:58.332
9	1:12.455	+0.638	12:02:10.787
10	1:12.356	+0.539	12:03:23.143
11	1:13.236	+1.419	12:04:36.379
12	1:12.691	+0.874	12:05:49.070
13	1:12.535	+0.718	12:07:01.605
14	1:12.761	+0.944	12:08:14.366

Lap	Lap Tm	Diff	Time of Day
(173) Gavin Kilkey			
1	1:17.809	+6.061	11:52:31.857
2	1:11.962	+0.214	11:53:43.819
3	1:12.815	+1.067	11:54:56.634
4	1:13.343	+1.595	11:56:09.977
5	1:12.738	+0.990	11:57:22.715
6	1:12.187	+0.439	11:58:34.902
7	1:11.748		11:59:46.650
8	1:11.949	+0.201	12:00:58.599
9	1:12.459	+0.711	12:02:11.058
10	1:12.334	+0.586	12:03:23.392
11	1:13.838	+2.090	12:04:37.230
12	1:12.384	+0.636	12:05:49.614
13	1:12.400	+0.652	12:07:02.014
14	1:12.634	+0.886	12:08:14.648

Lap	Lap Tm	Diff	Time of Day
(14) Francis Allen			
1	1:18.118	+6.473	11:52:31.628
2	1:11.720	+0.075	11:53:43.348
3	1:12.549	+0.904	11:54:55.897
4	1:13.724	+2.079	11:56:09.621
5	1:12.998	+1.353	11:57:22.619
6	1:11.645		11:58:34.264
7	1:12.251	+0.606	11:59:46.515
8	1:12.146	+0.501	12:00:58.661
9	1:12.606	+0.961	12:02:11.267
10	1:12.431	+0.786	12:03:23.698
11	1:13.320	+1.675	12:04:37.018
12	1:12.169	+0.524	12:05:49.187
13	1:12.675	+1.030	12:07:01.862
14	1:12.796	+1.151	12:08:14.658

Lap	Lap Tm	Diff	Time of Day
(7) Gregory Radcliff			
1	1:23.264	+7.543	11:52:38.492
2	1:17.966	+2.245	11:53:56.458
3	1:17.352	+1.631	11:55:13.810
4	1:16.797	+1.076	11:56:30.607
5	1:16.705	+0.984	11:57:47.312
6	1:16.622	+0.901	11:59:03.934
7	1:16.388	+0.667	12:00:20.322
8	1:16.005	+0.284	12:01:36.327

Lap	Lap Tm	Diff	Time of Day
9	1:16.218	+0.497	12:02:52.545
10	1:16.199	+0.478	12:04:08.744
11	1:16.052	+0.331	12:05:24.796
12	1:15.721		12:06:40.517
13	1:16.692	+0.971	12:07:57.209
14	1:25.742	+10.021	12:09:22.951

Lap	Lap Tm	Diff	Time of Day
(42) Jim Kennedy			
1	1:18.792	+4.735	11:52:33.503
2	1:15.334	+1.277	11:53:48.837
3	1:14.057		11:55:02.894
4	1:20.586	+6.529	11:56:23.480
5	1:25.406	+11.349	11:57:48.886

Results provisional until the conclusion of judicial and technical matters

Orbits

Chief Timekeeper: D.Bradfield

Clerk of the Course:

Live timing available at timing.rhwright.co.uk

www.mylaps.com

Licensed to: R.H.Wright Timing



500MRCI " Fiestaval" Race Meeting

Mazda MX5

Kirkistown 500 MRCI 1.512 miles

Race 2 (R8)

25/06/2022 15:00

Race (15:00 and 1 Laps)

3	22
	5
2	173
	3
1	7
	1

POLE POSITION

42
6
41
4
14
2

Results provisional until the conclusion of judicial and technical matters

Orbits

Chief Timekeeper: D.Bradfield

Clerk of the Course:

Live timing available at timing.rhwright.co.uk

www.mylaps.com

Licensed to: R.H.Wright Timing



500MRCI " Fiestaval" Race Meeting

Sorted on Laps

Mazda MX5

Kirkistown 500 MRCI 1.512 miles

Race 2 (R8)

25/06/2022 15:00

Race (15:00 and 1 Laps) started at 14:46:32

Pos	No.	Name	Make	Laps	Total Tm	Best Tm	Best Speed	In Lap	Avg. Speed
1	173	Gavin Kilkey	1.8 Mazda MX5	14	16:52.100	1:10.845	76.830	3	75.291
2	22	David Cousins	1.8 Mazda MX5	14	17:01.376	1:11.023	76.637	4	74.607
3	41	Damian Moran	1.8 Mazda MX5	14	17:01.456	1:11.217	76.429	3	74.602
4	14	Francis Allen	1.8 Mazda MX5	14	17:03.024	1:11.039	76.620	2	74.487
5	42	Jim Kennedy	1.8 Mazda MX5	14	17:31.411	1:13.345	74.211	2	72.476
6	7	Gregory Radcliff	1.8 Mazda MX5	14	18:09.112	1:15.670	71.931	12	69.967

Announcements

Penalty - Car 7 and 14 +10s - Out of Position Start (Q12.14)

Margin of Victory	Avg. Speed	Best Lap Tm	Best Speed	Best Lap by
9.276	75.291	1:10.845	76.830	173 - Gavin Kilkey

Results provisional until the conclusion of judicial and technical matters

Orbits

Chief Timekeeper: D.Bradfield

Clerk of the Course:

Live timing available at timing.rhwright.co.uk

www.mylaps.com

Licensed to: R.H.Wright Timing



R.H.Wright Timing

500MRCI "Fiestaval" Race Meeting


Mazda MX5

Kirkistown 500 MRCI 1.512 miles

Race 2 (R8)

25/06/2022 15:00

Race (15:00 and 1 Laps) started at 14:46:32



Lap	Lap Tm	Diff	Time of Day
(173) Gavin Kilkey			
1	1:16.305	+5.460	14:47:51.551
2	1:11.301	+0.456	14:49:02.852
3	1:10.845		14:50:13.697
4	1:11.053	+0.208	14:51:24.750
5	1:11.786	+0.941	14:52:36.536
6	1:11.737	+0.892	14:53:48.273
7	1:11.942	+1.097	14:55:00.215
8	1:11.663	+0.818	14:56:11.878
9	1:11.921	+1.076	14:57:23.799
10	1:12.184	+1.339	14:58:35.983
11	1:12.848	+2.003	14:59:48.831
12	1:12.200	+1.355	15:01:01.031
13	1:12.039	+1.194	15:02:13.070
14	1:11.573	+0.728	15:03:24.643

Lap	Lap Tm	Diff	Time of Day
(22) David Cousins			
1	1:17.998	+6.975	14:47:54.392
2	1:11.973	+0.950	14:49:06.365
3	1:11.439	+0.416	14:50:17.804
4	1:11.023		14:51:28.827
5	1:12.260	+1.237	14:52:41.087
6	1:11.851	+0.828	14:53:52.938
7	1:12.218	+1.195	14:55:05.156
8	1:13.282	+2.259	14:56:18.438
9	1:12.322	+1.299	14:57:30.760
10	1:12.507	+1.484	14:58:43.267
11	1:14.460	+3.437	14:59:57.727
12	1:11.820	+0.797	15:01:09.547
13	1:11.870	+0.847	15:02:21.417
14	1:12.502	+1.479	15:03:33.919

Lap	Lap Tm	Diff	Time of Day
(41) Damian Moran			
1	1:17.562	+6.365	14:47:53.216
2	1:11.461	+0.244	14:49:04.677
3	1:11.217		14:50:15.894
4	1:12.509	+1.292	14:51:28.403
5	1:12.343	+1.126	14:52:40.746
6	1:12.236	+1.019	14:53:52.982
7	1:12.584	+1.367	14:55:05.566
8	1:12.640	+1.423	14:56:18.206
9	1:12.335	+1.118	14:57:30.541
10	1:12.509	+1.292	14:58:43.050
11	1:12.840	+1.623	14:59:55.890
12	1:12.614	+1.397	15:01:08.504
13	1:12.494	+1.277	15:02:20.998
14	1:13.001	+1.784	15:03:33.999

Lap	Lap Tm	Diff	Time of Day
(14) Francis Allen			
1	1:17.662	+6.623	14:47:52.517
2	1:11.039		14:49:03.556
3	1:11.272	+0.233	14:50:14.828
4	1:11.749	+0.710	14:51:26.577
5	1:11.546	+0.507	14:52:38.123
6	1:12.732	+1.693	14:53:50.855
7	1:11.794	+0.755	14:55:02.649
8	1:11.769	+0.730	14:56:14.418
9	1:11.797	+0.758	14:57:26.215
10	1:12.885	+1.846	14:58:39.100
11	1:11.464	+0.425	14:59:50.564
12	1:11.824	+0.785	15:01:02.388
13	1:11.486	+0.447	15:02:13.874
14	1:11.693	+0.654	15:03:25.567

Lap	Lap Tm	Diff	Time of Day
(42) Jim Kennedy			
1	1:19.166	+5.821	14:47:55.428
2	1:13.345		14:49:08.773
3	1:13.940	+0.595	14:50:22.713
4	1:13.861	+0.516	14:51:36.574
5	1:14.160	+0.815	14:52:50.734
6	1:14.268	+0.923	14:54:05.002
7	1:13.730	+0.385	14:55:18.732
8	1:14.797	+1.452	14:56:33.529

Lap	Lap Tm	Diff	Time of Day
9	1:14.304	+0.959	14:57:47.833
10	1:17.762	+4.417	14:59:05.595
11	1:14.954	+1.609	15:00:20.549
12	1:14.043	+0.698	15:01:34.592
13	1:14.354	+1.009	15:02:48.946
14	1:15.008	+1.663	15:04:03.954

Lap	Lap Tm	Diff	Time of Day
(7) Gregory Radcliff			
1	1:25.765	+10.095	14:48:00.194
2	1:16.985	+1.315	14:49:17.179
3	1:16.780	+1.110	14:50:33.959
4	1:17.035	+1.365	14:51:50.994
5	1:15.971	+0.301	14:53:06.965
6	1:16.097	+0.427	14:54:23.062
7	1:15.694	+0.024	14:55:38.756
8	1:16.387	+0.717	14:56:55.143
9	1:16.442	+0.772	14:58:11.585
10	1:16.934	+1.264	14:59:28.519
11	1:15.887	+0.217	15:00:44.406
12	1:15.670		15:02:00.076
13	1:15.749	+0.079	15:03:15.825
14	1:15.830	+0.160	15:04:31.655

Results provisional until the conclusion of judicial and technical matters

Orbits

Chief Timekeeper: D.Bradfield

Clerk of the Course:

Live timing available at timing.rhwright.co.uk

www.mylaps.com

Licensed to: R.H.Wright Timing



500MRCI "Fiestaval" Race Meeting

Sorted on best lap time

Roadsports

Kirkistown 500 MRCI 1.512 miles

Qualifying (Q5)

25/06/2022 10:20

Qualifying started at 10:33:23

Pos	No.	Name	Make	Best Tm	Diff	In Lap	Best Speed	2nd Best	2nd Lap
1	93	Steven Larkham	Radical PR06	58.935		7	92.356	58.965	6
2	20	Jim Larkham	Radical PR06	59.922	0.987	6	90.835	1:01.033	5
3	9	John Stewart	Radical PR06	1:00.239	1.304	5	90.357	1:01.034	6
4	19	Mike Ward	Radical PR06	1:02.193	3.258	4	87.518	1:02.690	5
5	56	John Benson	Crossle 37S	1:02.585	3.650	6	86.970	1:03.167	5
6	31	Arnie Black	Mermik 1	1:02.868	3.933	3	86.579	1:03.375	6
7	641	Brian Elliott	Radical Clubsport	1:03.986	5.051	5	85.066	1:04.223	6
8	55	Bernard Foley	Crossle 42S	1:05.166	6.231	3	83.525	1:05.597	6
9	10	Barney Casement	Vauxhall Tigre			0	-		0
10	37	Ivor Greenwood	Radical Prosport			0	-		0

Results provisional until the conclusion of judicial and technical matters

Orbits

Chief Timekeeper: D.Bradfield

Clerk of the Course:

Live timing available at timing.rhwright.co.uk

www.mylaps.com

Licensed to: R.H.Wright Timing



R.H.Wright Timing

500MRCI "Fiestaval" Race Meeting


Roadsports

Kirkistown 500 MRCI 1.512 miles

Qualifying (Q5)

25/06/2022 10:20

Qualifying started at 10:33:23



Lap	Lap Tm	Diff	Time of Day
(93) Steven Larkham			
1	8:29.777	+7:30.842	10:43:04.241
2	1:09.580	+10.645	10:44:13.821
3	1:00.843	+1.908	10:45:14.664
4	1:00.195	+1.260	10:46:14.859
5	59.441	+0.506	10:47:14.300
6	58.965	+0.030	10:48:13.265
7	58.935		10:49:12.200
(20) Jim Larkham			
1	8:37.594	+7:37.672	10:43:15.440
2	1:14.401	+14.479	10:44:29.841
3	1:02.535	+2.613	10:45:32.376
4	1:01.394	+1.472	10:46:33.770
5	1:01.033	+1.111	10:47:34.803
6	59.922		10:48:34.725
7	1:01.821	+1.899	10:49:36.546
(9) John Stewart			
1	8:30.455	+7:30.216	10:43:02.327
2	1:11.251	+11.012	10:44:13.578
3	1:01.149	+0.910	10:45:14.727
4	1:02.052	+1.813	10:46:16.779
5	1:00.239		10:47:17.018
6	1:01.034	+0.795	10:48:18.052
7	1:01.112	+0.873	10:49:19.164
(19) Mike Ward			
1	8:27.051	+7:24.858	10:43:06.080
2	1:10.112	+7.919	10:44:16.192
3	1:03.308	+1.115	10:45:19.500
4	1:02.193		10:46:21.693
5	1:02.690	+0.497	10:47:24.383
6	1:04.010	+1.817	10:48:28.393
(56) John Benson			
1	8:24.193	+7:21.608	10:43:10.596
2	1:10.966	+8.381	10:44:21.562
3	1:03.659	+1.074	10:45:25.221
4	1:03.573	+0.988	10:46:28.794
5	1:03.167	+0.582	10:47:31.961
6	1:02.585		10:48:34.546
7	1:03.700	+1.115	10:49:38.246
(31) Arnie Black			
1	8:22.668	+7:19.800	10:43:07.449
2	1:10.566	+7.698	10:44:18.015
3	1:02.868		10:45:20.883
4	1:18.232	+15.364	10:46:39.115
5	1:03.886	+1.018	10:47:43.001
6	1:03.375	+0.507	10:48:46.376
7	1:03.420	+0.552	10:49:49.796
(641) Brian Elliott			
1	9:23.940	+8:19.954	10:44:24.724
2	1:05.077	+1.091	10:45:29.801
3	1:04.989	+1.003	10:46:34.790
4	1:04.855	+0.869	10:47:39.645
5	1:03.986		10:48:43.631
6	1:04.223	+0.237	10:49:47.854
(55) Bernard Foley			
1	8:23.423	+7:18.257	10:43:09.583
2	1:11.390	+6.224	10:44:20.973
3	1:05.166		10:45:26.139
4	1:07.087	+1.921	10:46:33.226
5	1:07.268	+2.102	10:47:40.494
6	1:05.597	+0.431	10:48:46.091
7	1:05.906	+0.740	10:49:51.997

Lap Lap Tm Diff Time of Day

Lap Lap Tm Diff Time of Day

Results provisional until the conclusion of judicial and technical matters

Orbits

Chief Timekeeper: D.Bradfield

Clerk of the Course:

Live timing available at timing.rhwright.co.uk

www.mylaps.com

Licensed to: R.H.Wright Timing



500MRCI " Fiestaval" Race Meeting


Roadsports

Kirkistown 500 MRCI 1.512 miles

Race 1 (R5)

25/06/2022 13:30

Race (15:00 and 1 Laps)



5	37 9	10 10
4	641 7	55 8
3	56 5	31 6
2	9 3	19 4
1	93 1	20 2

POLE POSITION



Results provisional until the conclusion of judicial and technical matters

Orbits

Chief Timekeeper: D.Bradfield

Clerk of the Course:

Live timing available at timing.rhwright.co.uk

www.mylaps.com

Licensed to: R.H.Wright Timing



500MRCI "Fiestaval" Race Meeting

Sorted on Laps

Roadsports

Kirkistown 500 MRCI 1.512 miles

Race 1 (R5)

25/06/2022 13:30

Race (15:00 and 1 Laps) started at 13:41:03

Pos	No.	Name	Make	Laps	Total Tm	Best Tm	Best Speed	In Lap	Avg. Speed
1	93	Steven Larkham	Radical PR06	16	16:15.049	59.260	91.850	8	89.317
2	20	Jim Larkham	Radical PR06	16	16:16.364	59.570	91.372	9	89.197
3	9	John Stewart	Radical PR06	16	16:54.099	1:00.702	89.668	4	85.878
4	56	John Benson	Crossle 37S	16	16:56.149	1:02.248	87.441	5	85.704
5	19	Mike Ward	Radical PR06	16	16:56.880	1:01.773	88.113	8	85.643
6	641	Brian Elliott	Radical Clubsport	16	17:12.824	1:02.809	86.660	15	84.321
7	55	Bernard Foley	Crossle 42S	15	16:29.725	1:04.721	84.100	9	82.493
Not classified									
DNF	37	Ivor Greenwood	Radical Prosport	5	5:20.043	1:01.461	88.561	2	85.036
DNF	31	Arnie Black	Mermik 1	1	1:15.540	1:11.525	76.100	1	72.055

Margin of Victory

Avg. Speed

Best Lap Tm

Best Speed

Best Lap by

1.315

89.317

59.260

91.850

93 - Steven Larkham

Results provisional until the conclusion of judicial and technical matters

Orbits

Chief Timekeeper: D.Bradfield

Clerk of the Course:

Live timing available at timing.rhwright.co.uk

www.mylaps.com

Licensed to: R.H.Wright Timing



500MRCI "Fiestaval" Race Meeting

Roadsports

Kirkistown 500 MRCI 1.512 miles

Race 1 (R5)

25/06/2022 13:30

Race (15:00 and 1 Laps) started at 13:41:03

Lap	Lap Tm	Diff	Time of Day
(93) Steven Larkham			
1	1:05.652	+6.392	13:42:12.066
2	1:00.236	+0.976	13:43:12.302
3	1:00.592	+1.332	13:44:12.894
4	1:02.483	+3.223	13:45:15.377
5	1:01.328	+2.068	13:46:16.705
6	1:01.137	+1.877	13:47:17.842
7	59.711	+0.451	13:48:17.553
8	59.260		13:49:16.813
9	59.839	+0.579	13:50:16.652
10	59.690	+0.430	13:51:16.342
11	59.949	+0.689	13:52:16.291
12	59.901	+0.641	13:53:16.192
13	1:00.326	+1.066	13:54:16.518
14	1:00.225	+0.965	13:55:16.743
15	1:00.818	+1.558	13:56:17.561
16	1:01.245	+1.985	13:57:18.806
(20) Jim Larkham			
1	1:05.673	+6.103	13:42:11.721
2	1:01.183	+1.613	13:43:12.904
3	1:00.082	+0.512	13:44:12.986
4	1:02.035	+2.465	13:45:15.021
5	1:01.475	+1.905	13:46:16.496
6	1:00.864	+1.294	13:47:17.360
7	1:00.584	+1.014	13:48:17.944
8	59.827	+0.257	13:49:17.771
9	59.570		13:50:17.341
10	1:01.785	+2.215	13:51:19.126
11	1:00.584	+1.014	13:52:19.710
12	59.902	+0.332	13:53:19.612
13	1:00.068	+0.498	13:54:19.680
14	1:00.621	+1.051	13:55:20.301
15	1:00.183	+0.613	13:56:20.484
16	59.637	+0.067	13:57:20.121
(9) John Stewart			
1	1:08.064	+7.362	13:42:15.213
2	1:01.899	+1.197	13:43:17.112
3	1:01.691	+0.989	13:44:18.803
4	1:00.702		13:45:19.505
5	1:01.532	+0.830	13:46:21.037
6	1:02.549	+1.847	13:47:23.586
7	1:01.744	+1.042	13:48:25.330
8	1:02.656	+1.954	13:49:27.986
9	1:03.578	+2.876	13:50:31.564
10	1:04.852	+4.150	13:51:36.416
11	1:02.742	+2.040	13:52:39.158
12	1:04.801	+4.099	13:53:43.959
13	1:04.524	+3.822	13:54:48.483
14	1:02.637	+1.935	13:55:51.120
15	1:02.622	+1.920	13:56:53.742
16	1:04.114	+3.412	13:57:57.856
(56) John Benson			
1	1:07.182	+4.934	13:42:14.196
2	1:05.071	+2.823	13:43:19.267
3	1:03.636	+1.388	13:44:22.903
4	1:02.928	+0.680	13:45:25.831
5	1:02.248		13:46:28.079
6	1:02.508	+0.260	13:47:30.587
7	1:02.348	+0.100	13:48:32.935
8	1:02.653	+0.405	13:49:35.588
9	1:02.629	+0.381	13:50:38.217
10	1:03.922	+1.674	13:51:42.139
11	1:03.589	+1.341	13:52:45.728
12	1:02.728	+0.480	13:53:48.456
13	1:03.375	+1.127	13:54:51.831
14	1:02.765	+0.517	13:55:54.596
15	1:02.548	+0.300	13:56:57.144
16	1:02.762	+0.514	13:57:59.906

(19) Mike Ward

Lap	Lap Tm	Diff	Time of Day
1	1:10.019	+8.246	13:42:17.314
2	1:03.017	+1.244	13:43:20.331
3	1:03.757	+1.984	13:44:24.088
4	1:03.130	+1.357	13:45:27.218
5	1:02.517	+0.744	13:46:29.735
6	1:02.748	+0.975	13:47:32.483
7	1:02.090	+0.317	13:48:34.573
8	1:01.773		13:49:36.346
9	1:02.711	+0.938	13:50:39.057
10	1:02.885	+1.112	13:51:41.942
11	1:03.270	+1.497	13:52:45.212
12	1:02.665	+0.892	13:53:47.877
13	1:03.308	+1.535	13:54:51.185
14	1:02.433	+0.660	13:55:53.618
15	1:03.838	+2.065	13:56:57.456
16	1:03.181	+1.408	13:58:00.637
(64) Brian Elliott			
1	1:11.890	+9.081	13:42:19.755
2	1:03.434	+0.625	13:43:23.189
3	1:04.451	+1.642	13:44:27.640
4	1:02.946	+0.137	13:45:30.586
5	1:03.887	+1.078	13:46:34.473
6	1:04.095	+1.286	13:47:38.568
7	1:04.104	+1.295	13:48:42.672
8	1:04.127	+1.318	13:49:46.799
9	1:04.480	+1.671	13:50:51.279
10	1:04.413	+1.604	13:51:55.692
11	1:03.169	+0.360	13:52:58.861
12	1:03.235	+0.426	13:54:02.096
13	1:03.127	+0.318	13:55:05.223
14	1:03.838	+1.029	13:56:09.061
15	1:02.809		13:57:11.870
16	1:04.711	+1.902	13:58:16.581
(55) Bernard Foley			
1	1:11.638	+6.917	13:42:19.682
2	1:06.716	+1.995	13:43:26.398
3	1:05.477	+0.756	13:44:31.875
4	1:05.239	+0.518	13:45:37.114
5	1:04.723	+0.002	13:46:41.837
6	1:04.915	+0.194	13:47:46.752
7	1:04.973	+0.252	13:48:51.725
8	1:05.623	+0.902	13:49:57.348
9	1:04.721		13:51:02.069
10	1:05.030	+0.309	13:52:07.099
11	1:04.749	+0.028	13:53:11.848
12	1:05.151	+0.430	13:54:16.999
13	1:06.284	+1.563	13:55:23.283
14	1:05.064	+0.343	13:56:28.347
15	1:05.135	+0.414	13:57:33.482
(37) Ivor Greenwood			
1	1:07.403	+5.942	13:42:15.768
2	1:01.461		13:43:17.229
3	1:02.373	+0.912	13:44:19.602
4	1:02.497	+1.036	13:45:22.099
5	1:01.701	+0.240	13:46:23.800
(31) Arnie Black			
1	1:11.525		13:42:19.297

Results provisional until the conclusion of judicial and technical matters

Orbits

Chief Timekeeper: D.Bradfield

Clerk of the Course:

Live timing available at timing.rhwright.co.uk

www.mylaps.com

Licensed to: R.H.Wright Timing



500MRCI " Fiestaval" Race Meeting

Roadsports

Kirkistown 500 MRCI 1.512 miles

Race 2 (R11)

25/06/2022 16:30

Race (15:00 and 1 Laps)

5	37 9	10 10
4	641 7	55 8
3	56 5	31 6
2	9 3	19 4
1	93 1	20 2

POLE POSITION

Results provisional until the conclusion of judicial and technical matters

Orbits

Chief Timekeeper: D.Bradfield

Clerk of the Course:

Live timing available at timing.rhwright.co.uk

www.mylaps.com

Licensed to: R.H.Wright Timing



500MRCI " Fiestaval" Race Meeting

Sorted on Laps

Roadsports

Kirkistown 500 MRCI 1.512 miles

Race 2 (R11)

25/06/2022 16:30

Race (15:00 and 1 Laps) started at 16:09:12

Pos	No.	Name	Make	Laps	Total Tm	Best Tm	Best Speed	In Lap	Avg. Speed
1	93	Steven Larkham	Radical PR06	16	16:09.684	59.038	92.195	8	89.811
2	20	Jim Larkham	Radical PR06	16	16:11.054	59.508	91.467	13	89.684
3	9	John Stewart	Radical PR06	16	16:52.745	1:01.329	88.751	4	85.992
4	56	John Benson	Crossle 37S	16	16:54.210	1:02.235	87.459	14	85.868
5	55	Bernard Foley	Crossle 42S	15	16:13.590	1:03.321	85.959	9	83.860
Not classified									
DNF	641	Brian Elliott	Radical Clubsport	6	6:33.854	1:03.542	85.660	2	82.919
DNS	19	Mike Ward	Radical PR06				-	0	-
DNS	31	Arnie Black	Mermik 1				-	0	-
DNS	37	Ivor Greenwood	Radical Prosport				-	0	-
DNS	10	Barney Casement	Vauxhall Tigre				-	0	-

Margin of Victory

Avg. Speed

Best Lap Tm

Best Speed

Best Lap by

1.370

89.811

59.038

92.195

93 - Steven Larkham

Results provisional until the conclusion of judicial and technical matters

Orbits

Chief Timekeeper: D.Bradfield

Clerk of the Course:

Live timing available at timing.rhwright.co.uk

www.mylaps.com

Licensed to: R.H.Wright Timing



500MRCI "Fiestaval" Race Meeting


Roadsports

Kirkistown 500 MRCI 1.512 miles

Race 2 (R11)

25/06/2022 16:30

Race (15:00 and 1 Laps) started at 16:09:12



Lap	Lap Tm	Diff	Time of Day
(93) Steven Larkham			
1	1:06.768	+7.730	16:10:22.152
2	1:00.655	+1.617	16:11:22.807
3	1:00.236	+1.198	16:12:23.043
4	1:00.738	+1.700	16:13:23.781
5	1:00.356	+1.318	16:14:24.137
6	1:00.319	+1.281	16:15:24.456
7	59.622	+0.584	16:16:24.078
8	59.038		16:17:23.116
9	59.567	+0.529	16:18:22.683
10	59.439	+0.401	16:19:22.122
11	1:00.094	+1.056	16:20:22.216
12	59.748	+0.710	16:21:21.964
13	59.591	+0.553	16:22:21.555
14	59.097	+0.059	16:23:20.652
15	59.868	+0.830	16:24:20.520
16	1:01.887	+2.849	16:25:22.407
(20) Jim Larkham			
1	1:06.642	+7.134	16:10:21.830
2	1:00.493	+0.985	16:11:22.323
3	1:00.371	+0.863	16:12:22.694
4	1:00.609	+1.101	16:13:23.303
5	1:00.654	+1.146	16:14:23.957
6	1:00.943	+1.435	16:15:24.900
7	59.775	+0.267	16:16:24.675
8	59.571	+0.063	16:17:24.246
9	59.604	+0.096	16:18:23.850
10	1:00.120	+0.612	16:19:23.970
11	59.568	+0.060	16:20:23.538
12	59.580	+0.072	16:21:23.118
13	59.503		16:22:22.626
14	1:00.269	+0.761	16:23:22.895
15	59.679	+0.171	16:24:22.574
16	1:01.203	+1.695	16:25:23.777
(9) John Stewart			
1	1:08.980	+7.651	16:10:27.940
2	1:02.620	+1.291	16:11:30.560
3	1:02.187	+0.858	16:12:32.747
4	1:01.329		16:13:34.076
5	1:02.248	+0.919	16:14:36.324
6	1:02.572	+1.243	16:15:38.896
7	1:02.844	+1.515	16:16:41.740
8	1:02.149	+0.820	16:17:43.889
9	1:03.183	+1.854	16:18:47.072
10	1:03.395	+2.066	16:19:50.467
11	1:02.369	+1.040	16:20:52.836
12	1:02.222	+0.893	16:21:55.058
13	1:01.848	+0.519	16:22:56.906
14	1:02.067	+0.738	16:23:58.973
15	1:03.248	+1.919	16:25:02.221
16	1:03.247	+1.918	16:26:05.468
(56) John Benson			
1	1:08.228	+5.993	16:10:24.228
2	1:03.060	+0.825	16:11:27.288
3	1:02.897	+0.662	16:12:30.185
4	1:03.053	+0.818	16:13:33.238
5	1:04.477	+2.242	16:14:37.715
6	1:02.463	+0.228	16:15:40.178
7	1:03.126	+0.891	16:16:43.304
8	1:02.874	+0.639	16:17:46.178
9	1:03.059	+0.824	16:18:49.237
10	1:02.759	+0.524	16:19:51.996
11	1:02.487	+0.252	16:20:54.483
12	1:02.395	+0.160	16:21:56.878
13	1:02.620	+0.385	16:22:59.498
14	1:02.235		16:24:01.733
15	1:02.576	+0.341	16:25:04.309
16	1:02.624	+0.389	16:26:06.933
(55) Bernard Foley			

Lap	Lap Tm	Diff	Time of Day
1	1:08.981	+5.660	16:10:25.989
2	1:05.456	+2.135	16:11:31.445
3	1:04.481	+1.160	16:12:35.926
4	1:04.914	+1.593	16:13:40.840
5	1:04.162	+0.841	16:14:45.002
6	1:04.884	+1.563	16:15:49.886
7	1:04.583	+1.262	16:16:54.469
8	1:03.981	+0.660	16:17:58.450
9	1:03.321		16:19:01.771
10	1:03.642	+0.321	16:20:05.413
11	1:03.561	+0.240	16:21:08.974
12	1:03.840	+0.519	16:22:12.814
13	1:03.776	+0.455	16:23:16.590
14	1:03.661	+0.340	16:24:20.251
15	1:06.062	+2.741	16:25:26.313
(641) Brian Elliott			
1	1:08.833	+5.291	16:10:26.112
2	1:03.542		16:11:29.654
3	1:04.428	+0.886	16:12:34.082
4	1:03.718	+0.176	16:13:37.800
5	1:04.588	+1.046	16:14:42.388
6	1:04.189	+0.647	16:15:46.577

Results provisional until the conclusion of judicial and technical matters

Orbits

Chief Timekeeper: D.Bradfield

Clerk of the Course:

Live timing available at timing.rhwright.co.uk

www.mylaps.com

Licensed to: R.H.Wright Timing