

Round 4, Ulster Kart Championships

Sorted on best lap time

Mini Max

Nutts Corner Original Circuit 0.618 miles

Free Practice

02/07/2022 09:00

Practice started at 9:15:10

Pos	No.	Name	Best Tm	Diff	Gap	In Lap	2nd Best	Avg Tm	Laps led
1	34	Daniel KILPATRICK	44.845			4	44.937	45.526	5
2	46	Evan PURCELL	45.413	0.568	0.568	4	45.623	47.047	0
3	21	Jamie KIDNEY	45.613	0.768	0.200	4	45.739	46.607	0
4	22	Cole McFADDEN BIGGERSTAFF	46.060	1.215	0.447	4	46.590	47.377	0
5	88	Lewis ARTHUR	46.977	2.132	0.917	4	47.920	48.469	0
6	30	John O'NEILL	47.848	3.003	0.871	3	48.011	49.057	0
7	55	Dennis CHERRY	50.369	5.524	2.521	4	50.437	51.158	0


Clerk of the Course - Nick Clarke

Orbits

Timekeepers - David Barr & Keith Mason

Results remain provisional until conclusion of technical/judicial matters

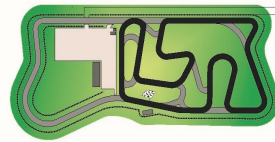
Signed:



(Chief Timekeeper)

Printed: 02/07/2022 09:22:40





Round 4, Ulster Kart Championships

Mini Max

Nutts Corner Original Circuit 0.618 miles

Free Practice

02/07/2022 09:00

Practice started at 9:15:10

Lap	Lap Tm	Diff	Time of Day
(34) Daniel KILPATRICK			
1	46.919	+2.074	9:15:57.785
2	45.762	+0.917	9:16:43.547
3	45.170	+0.325	9:17:28.717
4	44.845		9:18:13.562
5	44.937	+0.092	9:18:58.499
(46) Evan PURCELL			
1	50.892	+5.479	9:16:07.550
2	46.754	+1.341	9:16:54.304
3	46.554	+1.141	9:17:40.858
4	45.413		9:18:26.271
5	45.623	+0.210	9:19:11.894
(21) Jamie KIDNEY			
1	48.699	+3.086	9:16:05.214
2	46.377	+0.764	9:16:51.591
3	45.739	+0.126	9:17:37.330
4	45.613		9:18:22.943
(22) Cole McFADDEN BIGGERSTAFF			
1	49.779	+3.719	9:16:07.887
2	47.081	+1.021	9:16:54.968
3	46.590	+0.530	9:17:41.558
4	46.060		9:18:27.618
(88) Lewis ARTHUR			
1	50.611	+3.634	9:16:05.197
2	48.369	+1.392	9:16:53.566
3	47.920	+0.943	9:17:41.486
4	46.977		9:18:28.463
(30) John O'NEILL			
1	51.332	+3.484	9:16:07.696
2	49.038	+1.190	9:16:56.734
3	47.848		9:17:44.582
4	48.011	+0.163	9:18:32.593
(55) Dennis CHERRY			
1	52.653	+2.284	9:16:13.816
2	51.176	+0.807	9:17:04.992
3	50.437	+0.068	9:17:55.429
4	50.369		9:18:45.798

Clerk of the Course - Nick Clarke

Orbits

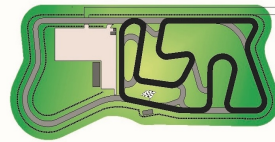
Timekeepers - David Barr & Keith Mason

Results remain provisional until conclusion of technical/judicial matters

Signed:  (Chief Timekeeper)

Printed: 02/07/2022 09:29:12




Round 4, Ulster Kart Championships
Sorted on best lap time

Honda Cadet

Nutts Corner Original Circuit 0.618 miles

Free Practice

02/07/2022 09:10

Practice started at 9:20:09

Pos	No.	Name	Best Tm	Diff	Gap	In Lap	2nd Best	Avg Tm	Laps led
1	17	Charlie CONDY	50.011			3	50.232	51.070	0
2	18	Archie CONDY	50.259	0.248	0.248	4	50.600	52.917	0
3	60	Joel MURPHY	50.294	0.283	0.035	4	50.738	51.271	0
4	19	Conan WARNOCK	50.473	0.462	0.179	4	50.741	51.434	4
5	11	Ryan ARTHUR	50.485	0.474	0.012	4	50.784	51.568	0
6	54	Max COLBERT	50.674	0.663	0.189	4	50.839	51.357	0
7	29	Noah McFARLANE	50.683	0.672	0.009	4	50.814	51.458	0
8	99	Travis BAILIE	51.115	1.104	0.432	4	51.428	51.988	0
9	36	Declan NOBLE	51.137	1.126	0.022	4	51.144	51.793	0
10	32	Harry McDOWELL	51.181	1.170	0.044	4	51.307	51.918	0
11	35	Harry MONTGOMERY	52.316	2.305	1.135	3	52.387	52.496	0
12	13	Gareth WINNING	54.409	4.398	2.093	4	54.538	55.239	0


Clerk of the Course - Nick Clarke

Orbits

Timekeepers - David Barr & Keith Mason

Results remain provisional until conclusion of technical/judicial matters

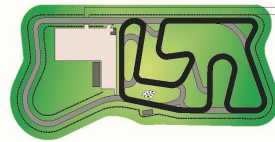
Signed:



(Chief Timekeeper)

Printed: 02/07/2022 09:25:12





Round 4, Ulster Kart Championships

Honda Cadet

Nutts Corner Original Circuit 0.618 miles

Free Practice

02/07/2022 09:10

Practice started at 9:20:09

Lap	Lap Tm	Diff	Time of Day
(17) Charlie CONDY			
1	52.503	+2.492	9:21:06.226
2	51.535	+1.524	9:21:57.761
3	50.011		9:22:47.772
4	50.232	+0.221	9:23:38.004
(18) Archie CONDY			
1	1:00.161	+9.902	9:21:09.401
2	50.600	+0.341	9:22:00.001
3	50.650	+0.391	9:22:50.651
4	50.259		9:23:40.910
(60) Joel MURPHY			
1	52.375	+2.081	9:21:03.449
2	51.677	+1.383	9:21:55.126
3	50.738	+0.444	9:22:45.864
4	50.294		9:23:36.158
(19) Conan WARNOCK			
1	52.195	+1.722	9:21:02.064
2	52.328	+1.855	9:21:54.392
3	50.741	+0.268	9:22:45.133
4	50.473		9:23:35.606
(11) Ryan ARTHUR			
1	52.758	+2.273	9:21:02.243
2	52.246	+1.761	9:21:54.489
3	50.784	+0.299	9:22:45.273
4	50.485		9:23:35.758
(54) Max COLBERT			
1	52.622	+1.948	9:21:04.163
2	51.293	+0.619	9:21:55.456
3	50.839	+0.165	9:22:46.295
4	50.674		9:23:36.969
(29) Noah McFARLANE			
1	52.527	+1.844	9:21:03.479
2	51.811	+1.128	9:21:55.290
3	50.814	+0.131	9:22:46.104
4	50.683		9:23:36.787
(99) Travis BAILIE			
1	53.235	+2.120	9:21:06.716
2	52.174	+1.059	9:21:58.890
3	51.428	+0.313	9:22:50.318
4	51.115		9:23:41.433
(36) Declan NOBLE			
1	52.885	+1.748	9:21:06.241
2	52.009	+0.872	9:21:58.250
3	51.144	+0.007	9:22:49.394
4	51.137		9:23:40.531
(32) Harry McDOWELL			
1	53.138	+1.957	9:21:04.119
2	52.048	+0.867	9:21:56.167
3	51.307	+0.126	9:22:47.474
4	51.181		9:23:38.655
(35) Harry MONTGOMERY			
1	52.785	+0.469	9:21:06.915
2	52.496	+0.180	9:21:59.411
3	52.316		9:22:51.727
4	52.387	+0.071	9:23:44.114

Lap	Lap Tm	Diff	Time of Day
(13) Gareth WINNING			
1	56.953	+2.544	9:21:15.944
2	54.538	+0.129	9:22:10.482
3	55.059	+0.650	9:23:05.541
4	54.409		9:23:59.950

Lap Lap Tm Diff Time of Day

Clerk of the Course - Nick Clarke

Orbits

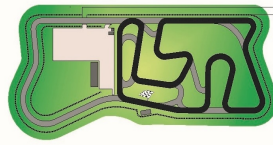
Timekeepers - David Barr & Keith Mason

Results remain provisional until conclusion of technical/judicial matters

Signed:  (Chief Timekeeper)

Printed: 02/07/2022 09:26:11





Round 4, Ulster Kart Championships

Sorted on best lap time

Bambino

Nutts Corner Original Circuit 0.618 miles

Free Practice

02/07/2022 09:20

Practice started at 9:25:41

Pos	No.	Name	Best Tm	Diff	Gap	In Lap	2nd Best	Avg Tm	Laps led
1	75	Callum McVEIGH	1:00.936			2	1:02.263	1:01.599	1
2	33	Lewis HAZLETT	1:01.370	0.434	0.434	2	1:01.915	1:01.824	1
3	36	Ethan ROBINSON	1:01.444	0.508	0.074	2	1:01.993	1:01.907	1
4	47	Myles PURCELL	1:02.875	1.939	1.431	2	1:03.351	1:03.367	0


Clerk of the Course - Nick Clarke

Orbits

Timekeepers - David Barr & Keith Mason

Results remain provisional until conclusion of technical/judicial matters

Signed:

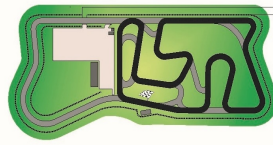


(Chief Timekeeper)

Printed: 02/07/2022 09:31:26



motor
sport
UK



Round 4, Ulster Kart Championships

Bambino

Nutts Corner Original Circuit 0.618 miles

Free Practice

02/07/2022 09:20

Practice started at 9:25:41

Lap	Lap Tm	Diff	Time of Day	Lap	Lap Tm	Diff	Time of Day	Lap	Lap Tm	Diff	Time of Day
(75) Callum McVEIGH											
1	1:02.263	+1.327	9:26:43.893								
2	1:00.936		9:27:44.829								
(33) Lewis HAZLETT											
1	1:02.189	+0.819	9:26:43.929								
2	1:01.370		9:27:45.299								
3	1:01.915	+0.545	9:28:47.214								
(36) Ethan ROBINSON											
1	1:02.285	+0.841	9:26:43.812								
2	1:01.444		9:27:45.256								
3	1:01.993	+0.549	9:28:47.249								
(47) Myles PURCELL											
1	1:03.351	+0.476	9:26:47.293								
2	1:02.875		9:27:50.168								
3	1:03.875	+1.000	9:28:54.043								

Clerk of the Course - Nick Clarke

Orbits

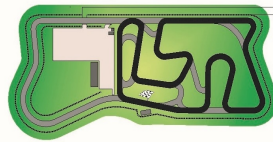
Timekeepers - David Barr & Keith Mason

Results remain provisional until conclusion of technical/judicial matters

Signed:  (Chief Timekeeper)

Printed: 02/07/2022 09:31:37





Round 4, Ulster Kart Championships

Sorted on best lap time

Junior Max

Nutts Corner Original Circuit 0.618 miles

Free Practice

02/07/2022 09:30

Practice started at 9:35:50

Pos	No.	Name	Best Tm	Diff	Gap	In Lap	2nd Best	Avg Tm	Laps led
1	20	Jack MURTAGH	42.821			4	43.026	43.587	0
2	34	Peter GILLILAND	42.847	0.026	0.026	3	43.003	43.438	4
3	14	Carter KELLY	42.902	0.081	0.055	4	43.310	43.668	0
4	33	Joseph McMAHON	43.366	0.545	0.464	2	43.544	43.773	0
5	36	Joe GARDINER	43.383	0.562	0.017	3	47.010	46.633	0
6	11	James GREER	43.738	0.917	0.355	3	45.129	44.853	0
7	15	James ROBINSON	44.112	1.291	0.374	3	47.405	47.243	0
8	46	Bobby Joe McFALL	47.883	5.062	3.771	1	49.193	50.574	0


Clerk of the Course - Nick Clarke

Orbits

Timekeepers - David Barr & Keith Mason

Results remain provisional until conclusion of technical/judicial matters

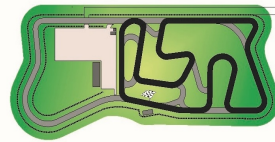
Signed:



(Chief Timekeeper)

Printed: 02/07/2022 09:39:39




Round 4, Ulster Kart Championships

Junior Max

Nutts Corner Original Circuit 0.618 miles

Free Practice

02/07/2022 09:30

Practice started at 9:35:50

Lap	Lap Tm	Diff	Time of Day	Lap	Lap Tm	Diff	Time of Day	Lap	Lap Tm	Diff	Time of Day
(20) Jack MURTAGH											
1	45.037	+2.216	9:36:38.729								
2	43.467	+0.646	9:37:22.196								
3	43.026	+0.205	9:38:05.222								
4	42.821		9:38:48.043								
(34) Peter GILLILAND											
1	44.279	+1.432	9:36:34.721								
2	43.625	+0.778	9:37:18.346								
3	42.847		9:38:01.193								
4	43.003	+0.156	9:38:44.196								
(14) Carter KELLY											
1	45.019	+2.117	9:36:38.641								
2	43.441	+0.539	9:37:22.082								
3	43.310	+0.408	9:38:05.392								
4	42.902		9:38:48.294								
(33) Joseph McMAHON											
1	44.411	+1.045	9:36:36.185								
2	43.366		9:37:19.551								
3	43.544	+0.178	9:38:03.095								
(36) Joe GARDINER											
1	49.508	+6.125	9:37:08.673								
2	47.010	+3.627	9:37:55.683								
3	43.383		9:38:39.066								
(11) James GREER											
1	45.147	+1.409	9:37:09.088								
2	45.129	+1.391	9:37:54.217								
3	43.738		9:38:37.955								
4	45.400	+1.662	9:39:23.355								
(15) James ROBINSON											
1	49.400	+5.288	9:36:43.049								
2	48.056	+3.944	9:37:31.105								
3	44.112		9:38:15.217								
4	47.405	+3.293	9:39:02.622								
(46) Bobby Joe McFALL											
1	47.883		9:36:41.215								
2	49.193	+1.310	9:37:30.408								
3	52.887	+5.004	9:38:23.295								
4	52.336	+4.453	9:39:15.631								


Clerk of the Course - Nick Clarke

Orbits

Timekeepers - David Barr & Keith Mason

Results remain provisional until conclusion of technical/judicial matters

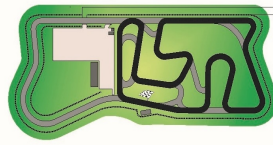
Signed:



(Chief Timekeeper)

Printed: 02/07/2022 09:39:50





Round 4, Ulster Kart Championships

Sorted on best lap time

Time Cadet

Nutts Corner Original Circuit 0.618 miles

Free Practice

02/07/2022 09:40

Practice started at 9:40:23

Pos	No.	Name	Best Tm	Diff	Gap	In Lap	2nd Best	Avg Tm	Laps led
1	31	Jason PARK	48.833			3	49.381	49.467	3
2	94	James LOGAN	49.908	1.075	1.075	3	50.205	50.567	0
3	93	Johnston STEWART	50.517	1.684	0.609	3	51.169	51.301	0
4	27	Brogan McDONALD	50.563	1.730	0.046	3	50.967	51.168	0
5	193	Andie STEWART	51.082	2.249	0.519	3	51.316	51.583	0
6	49	Tony CALVIN	51.697	2.864	0.615	3	51.709	52.002	0


Clerk of the Course - Nick Clarke

Orbits

Timekeepers - David Barr & Keith Mason

Results remain provisional until conclusion of technical/judicial matters

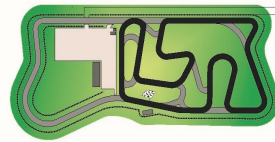
Signed:



(Chief Timekeeper)

Printed: 02/07/2022 09:43:23





Round 4, Ulster Kart Championships

Iame Cadet

Nutts Corner Original Circuit 0.618 miles

Free Practice

02/07/2022 09:40

Practice started at 9:40:23

Lap	Lap Tm	Diff	Time of Day	Lap	Lap Tm	Diff	Time of Day	Lap	Lap Tm	Diff	Time of Day
(31) Jason PARK											
1	50.189	+1.356	9:41:13.762								
2	49.381	+0.548	9:42:03.143								
3	48.833		9:42:51.976								
(94) James LOGAN											
1	51.590	+1.682	9:41:18.112								
2	50.205	+0.297	9:42:08.317								
3	49.908		9:42:58.225								
(93) Johnston STEWART											
1	52.218	+1.701	9:41:20.240								
2	51.169	+0.652	9:42:11.409								
3	50.517		9:43:01.926								
(27) Brogan McDONALD											
1	50.967	+0.404	9:41:18.323								
2	51.976	+1.413	9:42:10.299								
3	50.563		9:43:00.862								
(193) Andie STEWART											
1	52.353	+1.271	9:41:18.172								
2	51.316	+0.234	9:42:09.488								
3	51.082		9:43:00.570								
(49) Tony CALVIN											
1	52.602	+0.905	9:41:21.503								
2	51.709	+0.012	9:42:13.212								
3	51.697		9:43:04.909								


Clerk of the Course - Nick Clarke

Orbits

Timekeepers - David Barr & Keith Mason

Results remain provisional until conclusion of technical/judicial matters

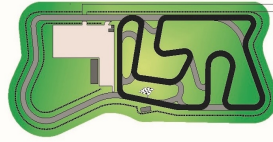
Signed:



(Chief Timekeeper)

Printed: 02/07/2022 09:43:38




Round 4, Ulster Kart Championships
Sorted on best lap time

Senior Max/Senior 177

Nutts Corner Original Circuit 0.618 miles

Free Practice

02/07/2022 09:50

Practice started at 9:44:08

Pos	No.	Name	Best Tm	Diff	Gap	In Lap	2nd Best	Avg Tm	Laps led
1	68	Clifford WYLIE	41.834			2	42.060	42.306	0
2	26	Daniel CONLON	41.849	0.015	0.015	3	41.967	42.465	0
3	43	Ben McFALL	41.958	0.124	0.109	3	44.617	44.301	0
4	32	Gary BLAIR	41.998	0.164	0.040	3	43.588	43.075	0
5	36	Neville BELL	42.323	0.489	0.325	4	42.521	42.748	4
6	55	Brian CHERRY	43.902	2.068	1.579	2	44.552	44.380	0
7	12	Johnny CLYDE	44.014	2.180	0.112	4	44.702	46.159	0
8	NW	Simon ALLEN	44.172	2.338	0.158	1	44.520	44.462	0
9	20	Zak LECKEY	44.580	2.746	0.408	2	44.823	45.145	0
10	28	Marc VASEY	44.625	2.791	0.045	2	44.807	45.232	0
11	77	Samuel ALLEN	44.686	2.852	0.061	2	44.748	44.898	0
12	21	Jamie LECKEY	45.815	3.981	1.129	2	46.507	46.296	0
13	11	Philip MAGUIRE	46.269	4.435	0.454	3	46.863	46.767	0
14	35	James GILLILAND	46.306	4.472	0.037	3	46.433	46.609	0


Clerk of the Course - Nick Clarke

Orbits

Timekeepers - David Barr & Keith Mason

Results remain provisional until conclusion of technical/judicial matters

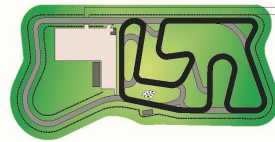
Signed:



(Chief Timekeeper)

Printed: 02/07/2022 10:43:20





Round 4, Ulster Kart Championships

Senior Max/Senior 177

Nutts Corner Original Circuit 0.618 miles

Free Practice

02/07/2022 09:50

Practice started at 9:44:08

Lap	Lap Tm	Diff	Time of Day
(68) Clifford WYLIE			
1	43.269	+1.435	9:44:54.443
2	41.834		9:45:36.277
3	42.060	+0.226	9:46:18.337
4	42.062	+0.228	9:47:00.399
(26) Daniel CONLON			
1	43.595	+1.746	9:44:53.679
2	42.452	+0.603	9:45:36.131
3	41.849		9:46:17.980
4	41.967	+0.118	9:46:59.947
(43) Ben McFALL			
1	46.329	+4.371	9:45:18.111
2	44.617	+2.659	9:46:02.728
3	41.958		9:46:44.686
(32) Gary BLAIR			
1	43.588	+1.590	9:45:00.239
2	43.641	+1.643	9:45:43.880
3	41.998		9:46:25.878
(36) Neville BELL			
1	43.488	+1.165	9:44:52.015
2	42.662	+0.339	9:45:34.677
3	42.521	+0.198	9:46:17.198
4	42.323		9:46:59.521
(55) Brian CHERRY			
1	44.552	+0.650	9:45:02.779
2	43.902		9:45:46.681
3	44.686	+0.784	9:46:31.367
(12) Johnny CLYDE			
1	49.032	+5.018	9:45:00.385
2	46.891	+2.877	9:45:47.276
3	44.702	+0.688	9:46:31.978
4	44.014		9:47:15.992
(NW) Simon ALLEN			
1	44.172		9:45:05.128
2	44.520	+0.348	9:45:49.648
3	44.695	+0.523	9:46:34.343
(20) Zak LECKEY			
1	46.034	+1.454	9:45:03.476
2	44.580		9:45:48.056
3	44.823	+0.243	9:46:32.879
(28) Marc VASEY			
1	44.807	+0.182	9:45:06.116
2	44.625		9:45:50.741
3	46.265	+1.640	9:46:37.006
(77) Samuel ALLEN			
1	45.260	+0.574	9:45:04.802
2	44.686		9:45:49.488
3	44.748	+0.062	9:46:34.236
(21) Jamie LECKEY			
1	46.567	+0.752	9:45:04.800
2	45.815		9:45:50.615
3	46.507	+0.692	9:46:37.122
(11) Philip MAGUIRE			

Lap	Lap Tm	Diff	Time of Day
1	46.863	+0.594	9:44:59.149
2	47.169	+0.900	9:45:46.318
3	46.269		9:46:32.587
(35) James GILLILAND			
1	46.433	+0.127	9:44:57.270
2	47.089	+0.783	9:45:44.359
3	46.306		9:46:30.665

Lap	Lap Tm	Diff	Time of Day
-----	--------	------	-------------


Clerk of the Course - Nick Clarke

Orbits

Timekeepers - David Barr & Keith Mason

Results remain provisional until conclusion of technical/judicial matters

Signed:

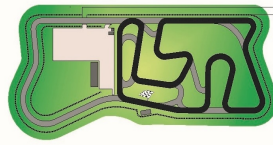


(Chief Timekeeper)

Printed: 02/07/2022 10:43:36



motor
sport
UK



Round 4, Ulster Kart Championships (SK)

Sorted on best lap time

125cc Superkarts

Nutts Corner (SK) 0.784 miles

Practice

02/07/2022 09:45

Qualifying started at 9:50:19

Pos	No.	Name	Best Tm	Diff	Gap	In Lap	2nd Best	Avg Tm	Laps led
1	55	Ross WITHEROW	37.131			8	37.308	40.258	1
2	IGP	Ian WALSH	37.558	0.427	0.427	7	37.617	40.166	0
3	17	Scott GREENAWAY	37.683	0.552	0.125	7	37.925	39.311	0
4	25	Noel LINDSAY	38.050	0.919	0.367	7	38.114	39.601	0
5	89	Keith HEMSLEY	38.798	1.667	0.748	9	38.829	39.704	8
6	51	Geoffrey SIMMS	39.562	2.431	0.764	6	39.567	41.466	0


Clerk of the Course - Nick Clarke

Orbits

Timekeepers - David Barr & Keith Mason

Results remain provisional until conclusion of technical/judicial matters

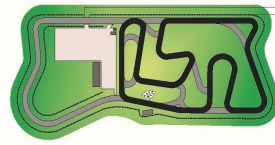
Signed:



(Chief Timekeeper)

Printed: 02/07/2022 10:00:24





Round 4, Ulster Kart Championships (SK)

125cc Superkarts

Nutts Corner (SK) 0.784 miles

Practice

02/07/2022 09:45

Qualifying started at 9:50:19

Lap	Lap Tm	Diff	Time of Day
(55) Ross WITHEROW			
1	43.742	+6.611	9:51:02.930
2	44.397	+7.266	9:51:47.327
3	42.838	+5.707	9:52:30.165
4	40.849	+3.718	9:53:11.014
5	38.375	+1.244	9:53:49.389
6	37.430	+0.299	9:54:26.819
7	37.308	+0.177	9:55:04.127
8	37.131		9:55:41.258

Lap	Lap Tm	Diff	Time of Day
(IGP) Ian WALSH			
1	43.407	+5.849	9:51:05.018
2	43.518	+5.960	9:51:48.536
3	43.002	+5.444	9:52:31.538
4	39.984	+2.426	9:53:11.522
5	38.423	+0.865	9:53:49.945
6	37.820	+0.262	9:54:27.765
7	37.558		9:55:05.323
8	37.617	+0.059	9:55:42.940

Lap	Lap Tm	Diff	Time of Day
(17) Scott GREENAWAY			
1	44.069	+6.386	9:51:14.054
2	40.570	+2.887	9:51:54.624
3	38.998	+1.315	9:52:33.622
4	38.699	+1.016	9:53:12.321
5	38.324	+0.641	9:53:50.645
6	38.135	+0.452	9:54:28.780
7	37.683		9:55:06.463
8	37.925	+0.242	9:55:44.388
9	39.396	+1.713	9:56:23.784

Lap	Lap Tm	Diff	Time of Day
(25) Noel LINDSAY			
1	43.713	+5.663	9:51:14.313
2	40.621	+2.571	9:51:54.934
3	38.986	+0.936	9:52:33.920
4	39.041	+0.991	9:53:12.961
5	38.229	+0.179	9:53:51.190
6	38.306	+0.256	9:54:29.496
7	38.050		9:55:07.546
8	38.114	+0.064	9:55:45.660
9	41.350	+3.300	9:56:27.010

Lap	Lap Tm	Diff	Time of Day
(89) Keith HEMSLEY			
1	43.475	+4.677	9:51:03.184
2	40.978	+2.180	9:51:44.162
3	39.174	+0.376	9:52:23.336
4	39.041	+0.243	9:53:02.377
5	38.894	+0.096	9:53:41.271
6	39.262	+0.464	9:54:20.533
7	38.890	+0.092	9:54:59.423
8	38.829	+0.031	9:55:38.252
9	38.798		9:56:17.050

Lap	Lap Tm	Diff	Time of Day
(51) Geoffrey SIMMS			
1	47.452	+7.890	9:51:21.738
2	41.337	+1.775	9:52:03.075
3	41.110	+1.548	9:52:44.185
4	40.573	+1.011	9:53:24.758
5	39.567	+0.005	9:54:04.325
6	39.562		9:54:43.887
7	40.665	+1.103	9:55:24.552


Clerk of the Course - Nick Clarke

Orbits

Timekeepers - David Barr & Keith Mason

Results remain provisional until conclusion of technical/judicial matters

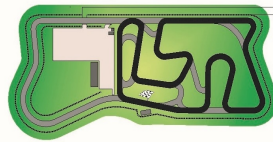
Signed:



(Chief Timekeeper)

Printed: 02/07/2022 10:01:32




Round 4, Ulster Kart Championships
Sorted on Laps

Mini Max

Nutts Corner Original Circuit 0.618 miles

Heat 1

02/07/2022 10:15

Race (7:00 and 1 Laps) started at 10:10:21

Pos	No.	Name	Laps	Total Tm	Diff	Gap	Best Tm	In Lap	2nd Best	Avg Tm
1	10	Daniel KILPATRICK	11	8:14.220			43.862	10	43.863	44.907
2	21	Jamie KIDNEY	11	8:19.640	5.420	5.420	44.579	9	44.602	45.421
3	46	Evan PURCELL	11	8:21.281	7.061	1.641	44.111	10	44.171	45.550
4	22	Cole McFADDEN BIGGERSTAFF	11	8:21.435	7.215	0.154	44.136	10	44.203	45.574
5	88	Lewis ARTHUR	11	8:32.165	17.945	10.730	45.416	8	45.519	46.558
6	30	John O'NEILL	11	8:49.941	35.721	17.776	46.219	8	46.219	48.095
7	55	Dennis CHERRY	11	8:56.907	42.687	6.966	47.479	8	47.523	48.750

Margin of Victory	Avg. Speed	Best Lap Tm	Best Speed	Best Lap by
5.420	49.539	43.862	50.744	10 - Daniel KILPATRICK


Clerk of the Course - Nick Clarke

Orbits

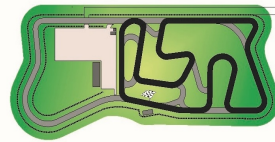
Timekeepers - David Barr & Keith Mason

Results remain provisional until conclusion of technical/judicial matters

Signed:



 Chief
Timekeeper

Round 4, Ulster Kart Championships

Mini Max

Nutts Corner Original Circuit 0.618 miles

Heat 1

02/07/2022 10:15

Race (7:00 and 1 Laps) started at 10:10:21

Lap	Lap Tm	Diff	Time of Day
(10) Daniel KILPATRICK			
1	51.063	+7.201	10:11:13.044
2	45.593	+1.731	10:11:58.637
3	44.732	+0.870	10:12:43.369
4	44.704	+0.842	10:13:28.073
5	44.246	+0.384	10:14:12.319
6	44.067	+0.205	10:14:56.386
7	43.868	+0.006	10:15:40.254
8	43.943	+0.081	10:16:24.197
9	44.046	+0.184	10:17:08.243
10	43.862		10:17:52.105
11	43.863	+0.001	10:18:35.968

Lap	Lap Tm	Diff	Time of Day
(21) Jamie KIDNEY			
1	49.389	+4.810	10:11:11.137
2	46.361	+1.782	10:11:57.498
3	45.441	+0.862	10:12:42.939
4	45.144	+0.565	10:13:28.083
5	44.884	+0.305	10:14:12.967
6	44.888	+0.309	10:14:57.855
7	44.808	+0.229	10:15:42.663
8	44.760	+0.181	10:16:27.423
9	44.579		10:17:12.002
10	44.784	+0.205	10:17:56.786
11	44.602	+0.023	10:18:41.388

Lap	Lap Tm	Diff	Time of Day
(46) Evan PURCELL			
1	51.839	+7.728	10:11:13.817
2	46.985	+2.874	10:12:00.802
3	45.309	+1.198	10:12:46.111
4	45.110	+0.999	10:13:31.221
5	45.652	+1.541	10:14:16.873
6	44.500	+0.389	10:15:01.373
7	44.321	+0.210	10:15:45.694
8	44.563	+0.452	10:16:30.257
9	44.171	+0.060	10:17:14.428
10	44.111		10:17:58.539
11	44.490	+0.379	10:18:43.029

Lap	Lap Tm	Diff	Time of Day
(22) Cole McFADDEN BIGGERSTAFF			
1	51.828	+7.692	10:11:13.693
2	46.621	+2.485	10:12:00.314
3	45.598	+1.462	10:12:45.912
4	45.242	+1.106	10:13:31.154
5	45.949	+1.813	10:14:17.103
6	44.684	+0.548	10:15:01.787
7	44.341	+0.205	10:15:46.128
8	44.333	+0.197	10:16:30.461
9	44.203	+0.067	10:17:14.664
10	44.136		10:17:58.800
11	44.383	+0.247	10:18:43.183

Lap	Lap Tm	Diff	Time of Day
(88) Lewis ARTHUR			
1	51.309	+5.893	10:11:13.074
2	47.742	+2.326	10:12:00.816
3	46.739	+1.323	10:12:47.555
4	46.513	+1.097	10:13:34.068
5	46.213	+0.797	10:14:20.281
6	45.548	+0.132	10:15:05.829
7	45.773	+0.357	10:15:51.602
8	45.416		10:16:37.018
9	45.824	+0.408	10:17:22.842
10	45.552	+0.136	10:18:08.394
11	45.519	+0.103	10:18:53.913

Lap	Lap Tm	Diff	Time of Day
(30) John O'NEILL			
1	54.311	+8.092	10:11:16.954
2	49.773	+3.554	10:12:06.727
3	49.054	+2.835	10:12:55.781
4	48.345	+2.126	10:13:44.126
5	47.956	+1.737	10:14:32.082
6	47.309	+1.090	10:15:19.391
7	46.908	+0.689	10:16:06.299
8	46.219		10:16:52.518
9	46.670	+0.451	10:17:39.188
10	46.219		10:18:25.407
11	46.282	+0.063	10:19:11.689

Lap	Lap Tm	Diff	Time of Day
(55) Dennis CHERRY			
1	53.936	+6.457	10:11:16.337
2	50.178	+2.699	10:12:06.515
3	48.710	+1.231	10:12:55.225
4	48.385	+0.906	10:13:43.610
5	47.853	+0.374	10:14:31.463
6	47.642	+0.163	10:15:19.105
7	48.328	+0.849	10:16:07.433
8	47.479		10:16:54.912
9	47.523	+0.044	10:17:42.435
10	47.838	+0.359	10:18:30.273
11	48.382	+0.903	10:19:18.655

Lap	Lap Tm	Diff	Time of Day
-----	--------	------	-------------

Clerk of the Course - Nick Clarke

Orbits

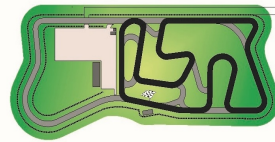
Timekeepers - David Barr & Keith Mason

Results remain provisional until conclusion of technical/judicial matters

Signed:  (Chief Timekeeper)

Printed: 02/07/2022 10:20:53




Round 4, Ulster Kart Championships
Sorted on Laps

Honda Cadet

Nutts Corner Original Circuit 0.618 miles

Heat 1

02/07/2022 10:25

Race (7:00 and 1 Laps) started at 10:21:18

Pos	No.	Name	Laps	Total Tm	Diff	Gap	Best Tm	In Lap	2nd Best	Avg Tm
1	18	Archie CONDY	10	8:23.938			49.171	4	49.709	50.369
2	19	Conan WARNOCK	10	8:24.507	0.569	0.569	49.237	5	49.380	50.425
3	17	Charlie CONDY	10	8:24.800	0.862	0.293	49.608	6	49.659	50.406
4	29	Noah McFARLANE	10	8:25.148	1.210	0.348	49.638	4	49.753	50.480
5	11	Ryan ARTHUR	10	8:27.996	4.058	2.848	49.428	10	49.800	50.723
6	60	Joel MURPHY	10	8:29.791	5.853	1.795	49.776	6	49.858	50.463
7	99	Travis BAILIE	10	8:30.568	6.630	0.777	50.089	10	50.108	51.014
8	32	Harry McDOWELL	10	8:30.755	6.817	0.187	49.805	8	50.013	51.008
9	54	Max COLBERT	10	8:34.094	10.156	3.339	49.277	5	49.357	51.322
10	36	Declan NOBLE	10	8:34.374	10.436	0.280	49.666	6	49.934	51.437
11	35	Harry MONTGOMERY	10	8:42.459	18.521	8.085	50.906	3	50.915	52.238
12	13	Gareth WINNING	10	8:58.374	34.436	15.915	52.744	5	52.891	53.703

Announcements

Driver No.60 (IGP): 5-sec penalty C2.3.4 (incorrectly positioned front fairing)

Margin of Victory	Avg. Speed	Best Lap Tm	Best Speed	Best Lap by
0.569	44.167	49.171	45.265	18 - Archie CONDY


Clerk of the Course - Nick Clarke

Orbits

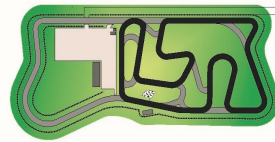
Timekeepers - David Barr & Keith Mason

Results remain provisional until conclusion of technical/judicial matters

Signed:



 Chief
Timekeeper

Round 4, Ulster Kart Championships

Honda Cadet

Nutts Corner Original Circuit 0.618 miles

Heat 1

02/07/2022 10:25

Race (7:00 and 1 Laps) started at 10:21:18

Lap	Lap Tm	Diff	Time of Day
(18) Archie CONDY			
1	52.863	+3.492	10:22:11.653
2	51.035	+1.864	10:23:02.688
3	50.482	+1.311	10:23:53.170
4	49.171		10:24:42.341
5	49.900	+0.729	10:25:32.241
6	49.771	+0.600	10:26:22.012
7	50.177	+1.006	10:27:12.189
8	50.520	+1.349	10:28:02.709
9	50.270	+1.099	10:28:52.979
10	49.709	+0.538	10:29:42.688

(19) Conan WARNOCK			
1	53.107	+3.870	10:22:12.113
2	50.570	+1.333	10:23:02.683
3	50.824	+1.587	10:23:53.507
4	49.640	+0.403	10:24:43.147
5	49.237		10:25:32.384
6	49.380	+0.143	10:26:21.764
7	50.371	+1.134	10:27:12.135
8	51.039	+1.802	10:28:03.174
9	50.007	+0.770	10:28:53.181
10	50.076	+0.839	10:29:43.257

(17) Charlie CONDY			
1	53.985	+4.377	10:22:13.467
2	49.929	+0.321	10:23:03.396
3	50.885	+1.277	10:23:54.281
4	49.659	+0.051	10:24:43.940
5	49.930	+0.322	10:25:33.870
6	49.608		10:26:23.478
7	49.716	+0.108	10:27:13.194
8	49.947	+0.339	10:28:03.141
9	50.203	+0.595	10:28:53.344
10	50.206	+0.598	10:29:43.550

(29) Noah McFARLANE			
1	53.789	+4.151	10:22:12.882
2	50.788	+1.150	10:23:03.670
3	50.530	+0.892	10:23:54.200
4	49.638		10:24:43.838
5	49.753	+0.115	10:25:33.591
6	49.810	+0.172	10:26:23.401
7	50.101	+0.463	10:27:13.502
8	50.077	+0.439	10:28:03.579
9	50.549	+0.911	10:28:54.128
10	49.770	+0.132	10:29:43.898

(11) Ryan ARTHUR			
1	54.359	+4.931	10:22:13.871
2	51.605	+2.177	10:23:05.476
3	51.188	+1.760	10:23:56.664
4	50.721	+1.293	10:24:47.385
5	50.166	+0.738	10:25:37.551
6	50.048	+0.620	10:26:27.599
7	49.800	+0.372	10:27:17.399
8	49.951	+0.523	10:28:07.350
9	49.968	+0.540	10:28:57.318
10	49.428		10:29:46.746

(60) Joel MURPHY			
1	52.537	+2.761	10:22:11.439
2	50.629	+0.853	10:23:02.068
3	50.040	+0.264	10:23:52.108
4	50.047	+0.271	10:24:42.155

5	49.858	+0.082	10:25:32.013
6	49.776		10:26:21.789
7	50.753	+0.977	10:27:12.542
8	50.331	+0.555	10:28:02.873
9	50.170	+0.394	10:28:53.043
10	50.498	+0.722	10:29:43.541
(99) Travis BAILIE			
1	54.577	+4.488	10:22:13.755
2	51.828	+1.739	10:23:05.583
3	50.943	+0.854	10:23:56.526
4	50.792	+0.703	10:24:47.318
5	50.447	+0.358	10:25:37.765
6	50.514	+0.425	10:26:28.279
7	50.108	+0.019	10:27:18.387
8	50.195	+0.106	10:28:08.582
9	50.647	+0.558	10:28:59.229
10	50.089		10:29:49.318

(32) Harry McDOWELL			
1	55.010	+5.205	10:22:14.426
2	51.532	+1.727	10:23:05.958
3	50.896	+1.091	10:23:56.854
4	51.373	+1.568	10:24:48.227
5	51.087	+1.282	10:25:39.314
6	50.027	+0.222	10:26:29.341
7	50.235	+0.430	10:27:19.576
8	49.805		10:28:09.381
9	50.111	+0.306	10:28:59.492
10	50.013	+0.208	10:29:49.505

(54) Max COLBERT			
1	54.275	+4.998	10:22:13.895
2	51.459	+2.182	10:23:05.354
3	50.533	+1.256	10:23:55.887
4	49.470	+0.193	10:24:45.357
5	49.277		10:25:34.634
6	49.641	+0.364	10:26:24.275
7	49.357	+0.080	10:27:13.632
8	50.141	+0.864	10:28:03.773
9	58.796	+9.519	10:29:02.569
10	50.275	+0.998	10:29:52.844

(36) Declan NOBLE			
1	53.322	+3.656	10:22:12.072
2	50.840	+1.174	10:23:02.912
3	50.970	+1.304	10:23:53.882
4	49.934	+0.268	10:24:43.816
5	50.494	+0.828	10:25:34.310
6	49.666		10:26:23.976
7	50.011	+0.345	10:27:13.987
8	50.177	+0.511	10:28:04.164
9	58.740	+9.074	10:29:02.904
10	50.220	+0.554	10:29:53.124

(35) Harry MONTGOMERY			
1	54.750	+3.844	10:22:13.578
2	52.297	+1.391	10:23:05.875
3	50.906		10:23:56.781
4	51.407	+0.501	10:24:48.188
5	51.164	+0.258	10:25:39.352
6	50.987	+0.081	10:26:30.339
7	50.915	+0.009	10:27:21.254
8	56.192	+5.286	10:28:17.446
9	51.996	+1.090	10:29:09.442
10	51.767	+0.861	10:30:01.209


Clerk of the Course - Nick Clarke

Orbits

Timekeepers - David Barr & Keith Mason

Results remain provisional until conclusion of technical/judicial matters

Signed:

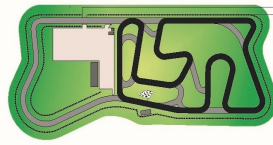


(Chief Timekeeper)

Printed: 02/07/2022 10:34:21



motor
sport
UK



Round 4, Ulster Kart Championships

Sorted on best lap time

Bambino

Nutts Corner Original Circuit 0.618 miles

Timed Qualification

02/07/2022 10:35

Qualifying (5:00 Time) started at 10:32:39

Pos	No.	Name	Best Tm	Diff	Gap	In Lap	2nd Best	Avg Tm	Laps led
1	33	Lewis HAZLETT	59.988			5	1:00.064	1:00.183	6
2	36	Ethan ROBINSON	1:00.387	0.399	0.399	5	1:00.664	1:00.932	0
3	47	Myles PURCELL	1:01.958	1.970	1.571	5	1:02.660	1:02.822	0
4	75	Callum McVEIGH				0			0


Clerk of the Course - Nick Clarke

Orbits

Timekeepers - David Barr & Keith Mason

Results remain provisional until conclusion of technical/judicial matters

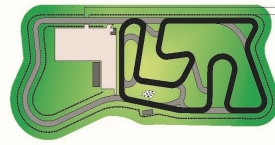
Signed:



(Chief Timekeeper)

Printed: 02/07/2022 10:48:27





Round 4, Ulster Kart Championships

Bambino

Nutts Corner Original Circuit 0.618 miles

Timed Qualification

02/07/2022 10:35

Qualifying (5:00 Time) started at 10:32:39

Lap	Lap Tm	Diff	Time of Day	Lap	Lap Tm	Diff	Time of Day	Lap	Lap Tm	Diff	Time of Day
(33) Lewis HAZLETT											
1	1:00.299	+0.311	10:33:39.741								
2	1:00.149	+0.161	10:34:39.890								
3	1:00.228	+0.240	10:35:40.118								
4	1:00.372	+0.384	10:36:40.490								
5	59.988		10:37:40.478								
6	1:00.064	+0.076	10:38:40.542								
(36) Ethan ROBINSON											
1	1:01.951	+1.564	10:33:48.325								
2	1:00.937	+0.550	10:34:49.262								
3	1:00.664	+0.277	10:35:49.926								
4	1:00.746	+0.359	10:36:50.672								
5	1:00.387		10:37:51.059								
6	1:00.907	+0.520	10:38:51.966								
(47) Myles PURCELL											
1	1:03.223	+1.265	10:33:57.394								
2	1:03.133	+1.175	10:35:00.527								
3	1:02.775	+0.817	10:36:03.302								
4	1:03.183	+1.225	10:37:06.485								
5	1:01.958		10:38:08.443								
6	1:02.660	+0.702	10:39:11.103								

Clerk of the Course - Nick Clarke

Orbits

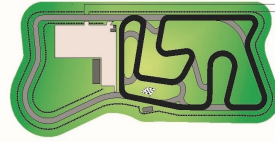
Timekeepers - David Barr & Keith Mason

Results remain provisional until conclusion of technical/judicial matters

Signed:  (Chief Timekeeper)

Printed: 02/07/2022 10:48:46




Round 4, Ulster Kart Championships
Sorted on Laps

Junior Max

Nutts Corner Original Circuit 0.618 miles

Heat 1

02/07/2022 10:45

Race (7:00 and 1 Laps) started at 10:45:39

Pos	No.	Name	Laps	Total Tm	Diff	Gap	Best Tm	In Lap	2nd Best	Avg Tm
1	34	Peter GILLILAND	11	7:51.268			42.485	7	42.518	42.835
2	46	Bobby Joe McFALL	11	7:52.546	1.278	1.278	42.559	5	42.564	42.955
3	33	Joseph McMAHON	11	7:52.797	1.529	0.251	42.272	5	42.277	42.961
4	14	Carter KELLY	11	7:52.993	1.725	0.196	42.333	7	42.385	42.988
5	36	Joe GARDINER	11	7:53.227	1.959	0.234	42.241	9	42.305	43.007
6	20	Jack MURTAGH	11	7:53.509	2.241	0.282	42.280	9	42.292	43.017
7	15	James ROBINSON	11	7:55.973	4.705	2.464	42.401	9	42.547	43.244
8	11	James GREER	11	7:59.794	8.526	3.821	42.959	6	43.059	43.617

Margin of Victory	Avg. Speed	Best Lap Tm	Best Speed	Best Lap by
1.278	51.952	42.241	52.691	36 - Joe GARDINER


Clerk of the Course - Nick Clarke

Orbits

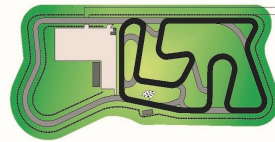
Timekeepers - David Barr & Keith Mason

Results remain provisional until conclusion of technical/judicial matters

Signed:



 Chief
 Timekeeper

Round 4, Ulster Kart Championships

Junior Max

Nutts Corner Original Circuit 0.618 miles

Heat 1

02/07/2022 10:45

Race (7:00 and 1 Laps) started at 10:45:39

Lap	Lap Tm	Diff	Time of Day
(34) Peter GILLILAND			
1	44.831	+2.346	10:46:24.125
2	42.836	+0.351	10:47:06.961
3	42.782	+0.297	10:47:49.743
4	42.615	+0.130	10:48:32.358
5	42.543	+0.058	10:49:14.901
6	42.537	+0.052	10:49:57.438
7	42.485		10:50:39.923
8	42.518	+0.033	10:51:22.441
9	42.556	+0.071	10:52:04.997
10	42.606	+0.121	10:52:47.603
11	42.881	+0.396	10:53:30.484
(46) Bobby Joe McFALL			
1	45.684	+3.125	10:46:24.931
2	43.078	+0.519	10:47:08.009
3	42.720	+0.161	10:47:50.729
4	42.571	+0.012	10:48:33.300
5	42.559		10:49:15.859
6	42.579	+0.020	10:49:58.438
7	42.581	+0.022	10:50:41.019
8	42.564	+0.005	10:51:23.583
9	42.741	+0.182	10:52:06.324
10	42.685	+0.126	10:52:49.009
11	42.753	+0.194	10:53:31.762
(33) Joseph McMAHON			
1	46.381	+4.109	10:46:25.814
2	43.028	+0.756	10:47:08.842
3	42.978	+0.706	10:47:51.820
4	42.640	+0.368	10:48:34.460
5	42.272		10:49:16.732
6	42.645	+0.373	10:49:59.377
7	42.393	+0.121	10:50:41.770
8	42.277	+0.005	10:51:24.047
9	42.398	+0.126	10:52:06.445
10	42.965	+0.693	10:52:49.410
11	42.603	+0.331	10:53:32.013
(14) Carter KELLY			
1	46.332	+3.999	10:46:25.668
2	43.330	+0.997	10:47:08.998
3	43.001	+0.668	10:47:51.999
4	42.669	+0.336	10:48:34.668
5	42.428	+0.095	10:49:17.096
6	42.484	+0.151	10:49:59.580
7	42.333		10:50:41.913
8	42.466	+0.133	10:51:24.379
9	42.385	+0.052	10:52:06.764
10	42.707	+0.374	10:52:49.471
11	42.738	+0.405	10:53:32.209
(36) Joe GARDINER			
1	46.727	+4.486	10:46:26.087
2	43.271	+1.030	10:47:09.358
3	42.985	+0.744	10:47:52.343
4	43.032	+0.791	10:48:35.375
5	42.497	+0.256	10:49:17.872
6	42.379	+0.138	10:50:00.251
7	42.314	+0.073	10:50:42.565
8	42.305	+0.064	10:51:24.870
9	42.241		10:52:07.111
10	42.497	+0.256	10:52:49.608
11	42.835	+0.594	10:53:32.443

Lap	Lap Tm	Diff	Time of Day
(20) Jack MURTAGH			
1	46.899	+4.619	10:46:26.436
2	43.218	+0.938	10:47:09.654
3	42.789	+0.509	10:47:52.443
4	43.117	+0.837	10:48:35.560
5	43.031	+0.751	10:49:18.591
6	42.315	+0.035	10:50:00.906
7	42.292	+0.012	10:50:43.198
8	42.350	+0.070	10:51:25.548
9	42.280		10:52:07.828
10	42.343	+0.063	10:52:50.171
11	42.554	+0.274	10:53:32.725
(15) James ROBINSON			
1	46.867	+4.466	10:46:26.367
2	43.164	+0.763	10:47:09.531
3	43.178	+0.777	10:47:52.709
4	43.322	+0.921	10:48:36.031
5	43.178	+0.777	10:49:19.209
6	42.554	+0.153	10:50:01.763
7	42.584	+0.183	10:50:44.347
8	42.547	+0.146	10:51:26.894
9	42.401		10:52:09.295
10	42.911	+0.510	10:52:52.206
11	42.983	+0.582	10:53:35.189
(11) James GREER			
1	46.145	+3.186	10:46:25.361
2	43.319	+0.360	10:47:08.680
3	43.591	+0.632	10:47:52.271
4	43.059	+0.100	10:48:35.330
5	44.360	+1.401	10:49:19.690
6	42.959		10:50:02.649
7	43.106	+0.147	10:50:45.755
8	43.176	+0.217	10:51:28.931
9	43.227	+0.268	10:52:12.158
10	43.423	+0.464	10:52:55.581
11	43.429	+0.470	10:53:39.010

Lap Lap Tm Diff Time of Day

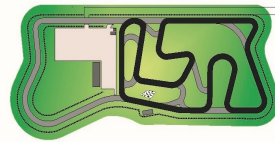
Clerk of the Course - Nick Clarke Orbits

Timekeepers - David Barr & Keith Mason

Results remain provisional until conclusion of technical/judicial matters

Signed:  (Chief Timekeeper)





Round 4, Ulster Kart Championships

Sorted on Laps

Iame Cadet

Nutts Corner Original Circuit 0.618 miles

Heat 1

02/07/2022 10:55

Race (7:00 and 1 Laps) started at 10:56:16

Pos	No.	Name	Laps	Total Tm	Diff	Gap	Best Tm	In Lap	2nd Best	Avg Tm
1	31	Jason PARK	10	8:08.363			48.291	7	48.481	48.836
2	94	James LOGAN	10	8:13.171	4.808	4.808	48.831	8	48.881	49.280
3	27	Brogan McDONALD	10	8:17.943	9.580	4.772	49.173	6	49.210	49.783
4	49	Tony CALVIN	10	8:25.499	17.136	7.556	49.722	2	50.175	50.492
5	93	Johnston STEWART	10	8:25.688	17.325	0.189	49.248	7	49.509	50.558

Not classified

DNS	193	Andie STEWART			DNS			0		
-----	-----	---------------	--	--	-----	--	--	---	--	--

Margin of Victory	Avg. Speed	Best Lap Tm	Best Speed	Best Lap by
4.808	45.575	48.291	46.090	31 - Jason PARK


Clerk of the Course - Nick Clarke

Orbits

Timekeepers - David Barr & Keith Mason

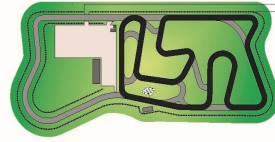
Results remain provisional until conclusion of technical/judicial matters

Signed:



Chief
Timekeeper





Round 4, Ulster Kart Championships

Iame Cadet

Nutts Corner Original Circuit 0.618 miles

Heat 1

02/07/2022 10:55

Race (7:00 and 1 Laps) started at 10:56:16

Lap	Lap Tm	Diff	Time of Day	Lap	Lap Tm	Diff	Time of Day	Lap	Lap Tm	Diff	Time of Day
(31) Jason PARK											
1	49.603	+1.312	10:57:06.281								
2	49.132	+0.841	10:57:55.413								
3	48.481	+0.190	10:58:43.894								
4	48.592	+0.301	10:59:32.486								
5	48.692	+0.401	11:00:21.178								
6	48.743	+0.452	11:01:09.921								
7	48.291		11:01:58.212								
8	49.019	+0.728	11:02:47.231								
9	48.888	+0.597	11:03:36.119								
10	48.922	+0.631	11:04:25.041								
(94) James LOGAN											
1	50.496	+1.665	10:57:07.538								
2	49.779	+0.948	10:57:57.317								
3	49.228	+0.397	10:58:46.545								
4	49.066	+0.235	10:59:35.611								
5	49.591	+0.760	11:00:25.202								
6	48.891	+0.060	11:01:14.093								
7	48.918	+0.087	11:02:03.011								
8	48.831		11:02:51.842								
9	48.881	+0.050	11:03:40.723								
10	49.126	+0.295	11:04:29.849								
(27) Brogan McDONALD											
1	50.676	+1.503	10:57:07.461								
2	49.804	+0.631	10:57:57.265								
3	49.736	+0.563	10:58:47.001								
4	49.210	+0.037	10:59:36.211								
5	49.357	+0.184	11:00:25.568								
6	49.173		11:01:14.741								
7	49.932	+0.759	11:02:04.673								
8	49.761	+0.588	11:02:54.434								
9	49.893	+0.720	11:03:44.327								
10	50.294	+1.121	11:04:34.621								
(49) Tony CALVIN											
1	50.890	+1.168	10:57:08.147								
2	49.722		10:57:57.869								
3	50.575	+0.853	10:58:48.444								
4	50.407	+0.685	10:59:38.851								
5	50.659	+0.937	11:00:29.510								
6	50.724	+1.002	11:01:20.234								
7	50.282	+0.560	11:02:10.516								
8	50.677	+0.955	11:03:01.193								
9	50.175	+0.453	11:03:51.368								
10	50.809	+1.087	11:04:42.177								
(93) Johnston STEWART											
1	50.707	+1.459	10:57:07.488								
2	51.823	+2.575	10:57:59.311								
3	53.465	+4.217	10:58:52.776								
4	49.865	+0.617	10:59:42.641								
5	49.509	+0.261	11:00:32.150								
6	49.576	+0.328	11:01:21.726								
7	49.248		11:02:10.974								
8	50.434	+1.186	11:03:01.408								
9	50.125	+0.877	11:03:51.533								
10	50.833	+1.585	11:04:42.366								


Clerk of the Course - Nick Clarke

Orbits

Timekeepers - David Barr & Keith Mason

Results remain provisional until conclusion of technical/judicial matters

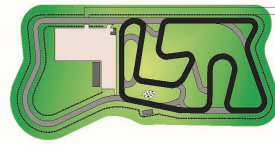
Signed:



(Chief Timekeeper)

Printed: 02/07/2022 11:06:15




Round 4, Ulster Kart Championships
Sorted on Laps

Senior Max/Senior 177

Nutts Corner Original Circuit 0.618 miles

Heat 1

02/07/2022 11:05

Race (7:00 and 1 Laps) started at 11:08:30

Pos	No.	Name	Laps	Total Tm	Diff	Gap	Best Tm	In Lap	2nd Best	Avg Tm
Senior Max										
1	35	James GILLILAND	11	7:42.238			41.600	5	41.644	42.014
2	43	Ben McFALL	11	7:43.111	0.873	0.873	41.529	4	41.560	42.079
3	32	Gary BLAIR	11	7:43.294	1.056	0.183	41.689	5	41.734	42.082
4	20	Zak LECKEY	11	7:47.940	5.702	4.646	41.671	9	41.738	42.471
5	12	Johnny CLYDE	11	7:50.629	8.391	2.689	42.016	8	42.170	42.751
6	36	Neville BELL	11	7:52.583	10.345	1.954	41.763	3	41.812	42.915
7	11	Philip MAGUIRE	11	7:52.842	10.604	0.259	42.087	7	42.234	42.971
8	26	Daniel CONLON	11	7:54.239	12.001	1.397	41.694	4	41.758	42.609
9	NW	Simon ALLEN	11	7:55.932	13.694	1.693	42.419	6	42.447	43.266
10	68	Clifford WYLIE	11	8:25.114	42.876	29.182	41.847	2	41.882	45.914

Not classified

DNS 10 Dylan TUIITE DNS 0

Senior Max 177

1	69	Richard MALCOLMSON	11	8:01.231			42.337	7	42.545	43.090
2	77	Samuel ALLEN	11	8:01.912	0.681	0.681	43.028	4	43.156	43.581
3	55	Brian CHERRY	11	8:02.285	1.054	0.373	42.660	7	42.771	43.585
4	28	Marc VASEY	11	8:03.470	2.239	1.185	42.931	7	43.010	43.739
5	21	Jamie LECKEY	11	8:10.248	9.017	6.778	42.804	6	42.869	43.889

Announcements

Drivers No.26, 69 & 21: 5-sec penalty C2.3.4 (incorrectly positioned front fairing)

Margin of Victory	Avg. Speed	Best Lap Tm	Best Speed	Best Lap by
0.873	52.966	41.529	53.595	43 - Ben McFALL


Clerk of the Course - Nick Clarke

Orbits

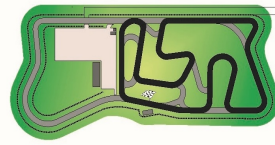
Timekeepers - David Barr & Keith Mason

Results remain provisional until conclusion of technical/judicial matters

Signed:



 Chief
 Timekeeper

Round 4, Ulster Kart Championships

Senior Max/Senior 177

Nutts Corner Original Circuit 0.618 miles

Heat 1

02/07/2022 11:05

Race (7:00 and 1 Laps) started at 11:08:30

Lap	Lap Tm	Diff	Time of Day
(35) James GILLILAND			
1	44.554	+2.954	11:09:14.996
2	41.782	+0.182	11:09:56.778
3	41.644	+0.044	11:10:38.422
4	41.653	+0.053	11:11:20.075
5	41.600		11:12:01.675
6	41.656	+0.056	11:12:43.331
7	41.780	+0.180	11:13:25.111
8	41.786	+0.186	11:14:06.897
9	41.700	+0.100	11:14:48.597
10	42.145	+0.545	11:15:30.742
11	41.864	+0.264	11:16:12.606

Lap	Lap Tm	Diff	Time of Day
(43) Ben McFALL			
1	44.174	+2.645	11:09:14.779
2	41.560	+0.031	11:09:56.339
3	41.713	+0.184	11:10:38.052
4	41.529		11:11:19.581
5	41.566	+0.037	11:12:01.147
6	41.574	+0.045	11:12:42.721
7	41.637	+0.108	11:13:24.358
8	41.925	+0.396	11:14:06.283
9	42.226	+0.697	11:14:48.509
10	42.686	+1.157	11:15:31.195
11	42.284	+0.755	11:16:13.479

Lap	Lap Tm	Diff	Time of Day
(32) Gary BLAIR			
1	44.395	+2.706	11:09:15.155
2	42.062	+0.373	11:09:57.217
3	41.809	+0.120	11:10:39.026
4	41.734	+0.045	11:11:20.760
5	41.689		11:12:02.449
6	41.856	+0.167	11:12:44.305
7	41.745	+0.056	11:13:26.050
8	41.874	+0.185	11:14:07.924
9	41.998	+0.309	11:14:49.922
10	41.985	+0.296	11:15:31.907
11	41.755	+0.066	11:16:13.662

Lap	Lap Tm	Diff	Time of Day
(20) Zak LECKEY			
1	46.313	+4.642	11:09:17.430
2	42.825	+1.154	11:10:00.255
3	42.619	+0.948	11:10:42.874
4	41.762	+0.091	11:11:24.636
5	41.738	+0.067	11:12:06.374
6	41.919	+0.248	11:12:48.293
7	42.125	+0.454	11:13:30.418
8	41.793	+0.122	11:14:12.211
9	41.671		11:14:53.882
10	41.975	+0.304	11:15:35.857
11	42.451	+0.780	11:16:18.308

Lap	Lap Tm	Diff	Time of Day
(12) Johnny CLYDE			
1	45.081	+3.065	11:09:15.814
2	42.338	+0.322	11:09:58.152
3	42.211	+0.195	11:10:40.363
4	42.509	+0.493	11:11:22.872
5	42.170	+0.154	11:12:05.042
6	42.270	+0.254	11:12:47.312
7	43.303	+1.287	11:13:30.615
8	42.016		11:14:12.631
9	42.654	+0.638	11:14:55.285
10	42.364	+0.348	11:15:37.649
11	43.348	+1.332	11:16:20.997

Lap	Lap Tm	Diff	Time of Day
(36) Neville BELL			
1	46.121	+4.358	11:09:17.007
2	41.825	+0.062	11:09:58.832
3	41.763		11:10:40.595
4	42.341	+0.578	11:11:22.936
5	42.238	+0.475	11:12:05.174
6	42.178	+0.415	11:12:47.352
7	41.942	+0.179	11:13:29.294
8	41.812	+0.049	11:14:11.106
9	42.031	+0.268	11:14:53.137
10	42.404	+0.641	11:15:35.541
11	47.410	+5.647	11:16:22.951

Lap	Lap Tm	Diff	Time of Day
(11) Philip MAGUIRE			
1	47.154	+5.067	11:09:17.678
2	43.351	+1.264	11:10:01.029
3	43.118	+1.031	11:10:44.147
4	42.342	+0.255	11:11:26.489
5	42.234	+0.147	11:12:08.723
6	42.329	+0.242	11:12:51.052
7	42.087		11:13:33.139
8	42.358	+0.271	11:14:15.497
9	42.517	+0.430	11:14:58.014
10	42.491	+0.404	11:15:40.505
11	42.705	+0.618	11:16:23.210

Lap	Lap Tm	Diff	Time of Day
(26) Daniel CONLON			
1	46.300	+4.606	11:09:17.199
2	42.900	+1.206	11:10:00.099
3	41.915	+0.221	11:10:42.014
4	41.694		11:11:23.708
5	41.758	+0.064	11:12:05.466
6	41.974	+0.280	11:12:47.440
7	41.977	+0.283	11:13:29.417
8	41.813	+0.119	11:14:11.230
9	42.022	+0.328	11:14:53.252
10	42.442	+0.748	11:15:35.694
11	43.913	+2.219	11:16:19.607

Lap	Lap Tm	Diff	Time of Day
(NW) Simon ALLEN			
1	46.739	+4.320	11:09:17.107
2	42.979	+0.560	11:10:00.086
3	44.299	+1.880	11:10:44.385
4	42.864	+0.445	11:11:27.249
5	43.335	+0.916	11:12:10.584
6	42.419		11:12:53.003
7	42.512	+0.093	11:13:35.515
8	42.447	+0.028	11:14:17.962
9	42.929	+0.510	11:15:00.891
10	42.768	+0.349	11:15:43.659
11	42.641	+0.222	11:16:26.300

Lap	Lap Tm	Diff	Time of Day
(69) Richard MALCOLMSON			
1	45.300	+2.963	11:09:17.905
2	43.295	+0.958	11:10:01.200
3	43.374	+1.037	11:10:44.574
4	42.796	+0.459	11:11:27.370
5	43.040	+0.703	11:12:10.410
6	43.120	+0.783	11:12:53.530
7	42.337		11:13:35.867
8	42.545	+0.208	11:14:18.412
9	42.686	+0.349	11:15:01.098
10	42.634	+0.297	11:15:43.732
11	42.867	+0.530	11:16:26.599

Lap	Lap Tm	Diff	Time of Day
(77) Samuel ALLEN			

Lap	Lap Tm	Diff	Time of Day
1	45.184	+2.156	11:09:18.064
2	43.332	+0.304	11:10:01.396
3	43.427	+0.399	11:10:44.823
4	43.028		11:11:27.851
5	43.331	+0.303	11:12:11.182
6	43.243	+0.215	11:12:54.425
7	43.388	+0.360	11:13:37.813
8	43.156	+0.128	11:14:20.969
9	43.237	+0.209	11:15:04.206
10	44.251	+1.223	11:15:48.457
11	43.823	+0.795	11:16:32.280

Lap	Lap Tm	Diff	Time of Day
(55) Brian CHERRY			
1	46.026	+3.366	11:09:19.237
2	43.039	+0.379	11:10:02.276
3	42.958	+0.298	11:10:45.234
4	42.930	+0.270	11:11:28.164
5	43.449	+0.789	11:12:11.613
6	44.274	+1.614	11:12:55.887
7	42.660		11:13:38.547
8	42.771	+0.111	11:14:21.318
9	43.008	+0.348	11:15:04.326
10	45.281	+2.621	11:15:49.607
11	43.046	+0.386	11:16:32.653

Lap	Lap Tm	Diff	Time of Day
(28) Marc VASEY			
1	49.993	+7.062	11:09:22.702
2	43.330	+0.399	11:10:06.032
3	43.175	+0.244	11:10:49.207
4	43.168	+0.237	11:11:32.375
5	43.012	+0.081	11:12:15.387
6	43.092	+0.161	11:12:58.479
7	42.931		11:13:41.410
8	43.028	+0.097	11:14:24.438
9	43.238	+0.307	11:15:07.676
10	43.010	+0.079	11:15:50.686
11	43.152	+0.221	11:16:33.838

Lap	Lap Tm	Diff	Time of Day
(21) Jamie LECKEY			
1	51.812	+9.008	11:09:24.648
2	43.040	+0.236	11:10:07.688
3	42.938	+0.134	11:10:50.626
4	42.978	+0.174	11:11:33.604
5	42.869	+0.065	11:12:16.473
6	42.804		11:12:59.277
7	43.222	+0.418	11:13:42.499
8	43.094	+0.290	11:14:25.593
9	43.195	+0.391	11:15:08.788
10	43.261	+0.457	11:15:52.049
11	43.567	+0.763	11:16:35.616

Lap	Lap Tm	Diff	Time of Day
(68) Clifford WYLIE			
1	46.062	+4.215	11:09:16.485
2	41.847		11:09:58.332
3	42.058	+0.211	11:10:40.390
4	42.021	+0.174	11:11:22.411
5	41.893	+0.046	11:12:04.304
6	41.882	+0.035	11:12:46.186
7	42.047	+0.200	11:13:28.233
8	42.181	+0.334	11:14:10.414
9	42.180	+0.333	11:14:52.594
10	42.798	+0.951	11:15:35.392
11	1:20.090	+38.243	11:16:55.482

Clerk of the Course - Nick Clarke

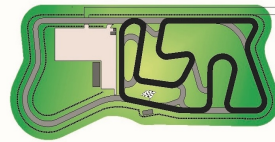
Orbits

Timekeepers - David Barr & Keith Mason

Results remain provisional until conclusion of technical/judicial matters

Signed: *David Barr* (Chief Timekeeper)




Round 4, Ulster Kart Championships (SK)
Sorted on Laps

125cc Superkarts

Nutts Corner (SK) 0.784 miles

Race 1

02/07/2022 11:10

Race (6:00 and 1 Laps) started at 11:20:25

Pos	No.	Name	Laps	Total Tm	Diff	Gap	Best Tm	In Lap	2nd Best	Avg Tm
1	55	Ross WITHEROW	11	6:48.597			36.534	6	36.725	37.143
2	IGP	Ian WALSH	11	6:57.210	8.613	8.613	37.413	4	37.485	37.928
3	17	Scott GREENAWAY	11	6:57.678	9.081	0.468	37.467	11	37.531	37.931
4	25	Noel LINDSAY	11	7:05.763	17.166	8.085	38.146	6	38.345	38.683
5	89	Keith HEMSLEY	11	7:05.817	17.220	0.054	38.064	6	38.140	38.648
6	51	Geoffrey SIMMS	11	7:18.317	29.720	12.500	39.267	4	39.274	39.749

Margin of Victory	Avg. Speed	Best Lap Tm	Best Speed	Best Lap by
8.613	75.983	36.534	77.254	55 - Ross WITHEROW


Clerk of the Course - Nick Clarke

Orbits

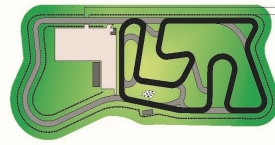
Timekeepers - David Barr & Keith Mason

Results remain provisional until conclusion of technical/judicial matters

Signed:



 Chief
 Timekeeper

Round 4, Ulster Kart Championships (SK)

125cc Superkarts

Nutts Corner (SK) 0.784 miles

Race 1

02/07/2022 11:10

Race (6:00 and 1 Laps) started at 11:20:25

Lap	Lap Tm	Diff	Time of Day
(55) Ross WITHEROW			
1	39.547	+3.013	11:21:05.313
2	36.972	+0.438	11:21:42.285
3	36.951	+0.417	11:22:19.236
4	36.918	+0.384	11:22:56.154
5	36.725	+0.191	11:23:32.879
6	36.534		11:24:09.413
7	37.088	+0.554	11:24:46.501
8	36.809	+0.275	11:25:23.310
9	36.766	+0.232	11:26:00.076
10	36.857	+0.323	11:26:36.933
11	37.411	+0.877	11:27:14.344

Lap	Lap Tm	Diff	Time of Day
(IGP) Ian WALSH			
1	39.736	+2.323	11:21:05.483
2	37.485	+0.072	11:21:42.968
3	37.916	+0.503	11:22:20.884
4	37.413		11:22:58.297
5	37.599	+0.186	11:23:35.896
6	37.750	+0.337	11:24:13.646
7	37.743	+0.330	11:24:51.389
8	37.883	+0.470	11:25:29.272
9	37.747	+0.334	11:26:07.019
10	37.984	+0.571	11:26:45.003
11	37.954	+0.541	11:27:22.957

Lap	Lap Tm	Diff	Time of Day
(17) Scott GREENAWAY			
1	40.496	+3.029	11:21:06.671
2	38.083	+0.616	11:21:44.754
3	37.748	+0.281	11:22:22.502
4	37.561	+0.094	11:23:00.063
5	37.589	+0.122	11:23:37.652
6	37.725	+0.258	11:24:15.377
7	37.566	+0.099	11:24:52.943
8	37.531	+0.064	11:25:30.474
9	37.807	+0.340	11:26:08.281
10	37.677	+0.210	11:26:45.958
11	37.467		11:27:23.425

Lap	Lap Tm	Diff	Time of Day
(25) Noel LINDSAY			
1	40.540	+2.394	11:21:06.537
2	38.563	+0.417	11:21:45.100
3	38.423	+0.277	11:22:23.523
4	38.442	+0.296	11:23:01.965
5	38.345	+0.199	11:23:40.310
6	38.146		11:24:18.456
7	38.378	+0.232	11:24:56.834
8	38.729	+0.583	11:25:35.563
9	38.584	+0.438	11:26:14.147
10	38.605	+0.459	11:26:52.752
11	38.758	+0.612	11:27:31.510

Lap	Lap Tm	Diff	Time of Day
(89) Keith HEMSLEY			
1	40.647	+2.583	11:21:07.077
2	38.308	+0.244	11:21:45.385
3	38.402	+0.338	11:22:23.787
4	38.490	+0.426	11:23:02.277
5	38.485	+0.421	11:23:40.762
6	38.064		11:24:18.826
7	38.140	+0.076	11:24:56.966
8	39.012	+0.948	11:25:35.978
9	38.445	+0.381	11:26:14.423
10	38.561	+0.497	11:26:52.984
11	38.580	+0.516	11:27:31.564

Lap	Lap Tm	Diff	Time of Day
(51) Geoffrey SIMMS			
1	41.335	+2.068	11:21:08.150
2	39.274	+0.007	11:21:47.424
3	39.446	+0.179	11:22:26.870
4	39.267		11:23:06.137
5	39.446	+0.179	11:23:45.583
6	39.422	+0.155	11:24:25.005
7	39.560	+0.293	11:25:04.565
8	39.839	+0.572	11:25:44.404
9	39.541	+0.274	11:26:23.945
10	39.790	+0.523	11:27:03.735
11	40.329	+1.062	11:27:44.064

Lap	Lap Tm	Diff	Time of Day
-----	--------	------	-------------


Clerk of the Course - Nick Clarke

Orbits

Timekeepers - David Barr & Keith Mason

Results remain provisional until conclusion of technical/judicial matters

Signed:

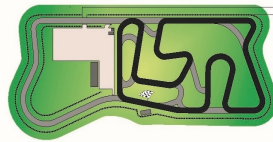


(Chief Timekeeper)

Printed: 02/07/2022 11:28:52



motor
sport
UK


Round 4, Ulster Kart Championships
Sorted on Laps

Mini Max

Nutts Corner Original Circuit 0.618 miles

Heat 2

02/07/2022 11:45

Race (7:00 and 1 Laps) started at 11:33:19

Pos	No.	Name	Laps	Total Tm	Diff	Gap	Best Tm	In Lap	2nd Best	Avg Tm
1	10	Daniel KILPATRICK	11	8:07.538			43.856	11	44.005	44.321
2	22	Cole McFADDEN BIGGERSTAFF	11	8:12.850	5.312	5.312	44.155	8	44.398	44.759
3	46	Evan PURCELL	11	8:16.751	9.213	3.901	44.318	8	44.360	45.095
4	21	Jamie KIDNEY	11	8:20.471	12.933	3.720	44.589	8	44.631	45.450
5	88	Lewis ARTHUR	11	8:23.535	15.997	3.064	45.139	7	45.239	45.735
6	30	John O'NEILL	11	8:32.480	24.942	8.945	45.835	10	45.873	46.506
7	55	Dennis CHERRY		0.407	11 Laps	11 Laps		0		

Margin of Victory	Avg. Speed	Best Lap Tm	Best Speed	Best Lap by
5.312	50.218	43.856	50.751	10 - Daniel KILPATRICK


Clerk of the Course - Nick Clarke

Orbits

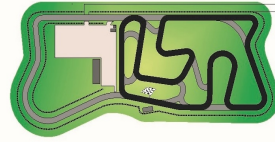
Timekeepers - David Barr & Keith Mason

Results remain provisional until conclusion of technical/judicial matters

Signed:



 Chief
Timekeeper

Round 4, Ulster Kart Championships

Mini Max

Nutts Corner Original Circuit 0.618 miles

Heat 2

02/07/2022 11:45

Race (7:00 and 1 Laps) started at 11:33:19

Lap	Lap Tm	Diff	Time of Day
(10) Daniel KILPATRICK			
1	45.885	+2.029	11:34:05.103
2	44.471	+0.615	11:34:49.574
3	44.306	+0.450	11:35:33.880
4	44.475	+0.619	11:36:18.355
5	44.050	+0.194	11:37:02.405
6	44.005	+0.149	11:37:46.410
7	44.141	+0.285	11:38:30.551
8	44.161	+0.305	11:39:14.712
9	44.120	+0.264	11:39:58.832
10	44.068	+0.212	11:40:42.900
11	43.856		11:41:26.756

(22) Cole McFADDEN BIGGERSTAFF			
1	46.930	+2.775	11:34:06.649
2	45.006	+0.851	11:34:51.655
3	44.671	+0.516	11:35:36.326
4	44.625	+0.470	11:36:20.951
5	44.443	+0.288	11:37:05.394
6	44.398	+0.243	11:37:49.792
7	44.533	+0.378	11:38:34.325
8	44.155		11:39:18.480
9	44.597	+0.442	11:40:03.077
10	44.572	+0.417	11:40:47.649
11	44.419	+0.264	11:41:32.068

(46) Evan PURCELL			
1	48.654	+4.336	11:34:08.570
2	44.766	+0.448	11:34:53.336
3	45.167	+0.849	11:35:38.503
4	44.710	+0.392	11:36:23.213
5	44.574	+0.256	11:37:07.787
6	44.398	+0.080	11:37:52.185
7	44.458	+0.140	11:38:36.643
8	44.318		11:39:20.961
9	45.757	+1.439	11:40:06.718
10	44.891	+0.573	11:40:51.609
11	44.360	+0.042	11:41:35.969

(21) Jamie KIDNEY			
1	47.750	+3.161	11:34:07.485
2	44.935	+0.346	11:34:52.420
3	46.140	+1.551	11:35:38.560
4	45.548	+0.959	11:36:24.108
5	46.617	+2.028	11:37:10.725
6	44.882	+0.293	11:37:55.607
7	44.862	+0.273	11:38:40.469
8	44.589		11:39:25.058
9	44.631	+0.042	11:40:09.689
10	44.768	+0.179	11:40:54.457
11	45.232	+0.643	11:41:39.689

(88) Lewis ARTHUR			
1	48.991	+3.852	11:34:08.659
2	46.000	+0.861	11:34:54.659
3	45.608	+0.469	11:35:40.267
4	45.378	+0.239	11:36:25.645
5	45.433	+0.294	11:37:11.078
6	45.239	+0.100	11:37:56.317
7	45.139		11:38:41.456
8	45.244	+0.105	11:39:26.700
9	45.251	+0.112	11:40:11.951
10	45.372	+0.233	11:40:57.323
11	45.430	+0.291	11:41:42.753

Lap	Lap Tm	Diff	Time of Day
(30) John O'NEILL			
1	50.016	+4.181	11:34:10.142
2	46.247	+0.412	11:34:56.389
3	46.377	+0.542	11:35:42.766
4	46.664	+0.829	11:36:29.430
5	46.158	+0.323	11:37:15.588
6	45.906	+0.071	11:38:01.494
7	45.873	+0.038	11:38:47.367
8	46.310	+0.475	11:39:33.677
9	46.156	+0.321	11:40:19.833
10	45.835		11:41:05.668
11	46.030	+0.195	11:41:51.698

Lap	Lap Tm	Diff	Time of Day
-----	--------	------	-------------


Clerk of the Course - Nick Clarke

Orbits

Timekeepers - David Barr & Keith Mason

Results remain provisional until conclusion of technical/judicial matters

Signed:

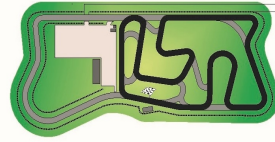


(Chief Timekeeper)

Printed: 02/07/2022 11:43:22



motor
sport
UK


Round 4, Ulster Kart Championships
Sorted on Laps

Honda Cadet

Nutts Corner Original Circuit 0.618 miles

Heat 2

02/07/2022 12:00

Race (7:00 and 1 Laps) started at 11:50:21

Pos	No.	Name	Laps	Total Tm	Diff	Gap	Best Tm	In Lap	2nd Best	Avg Tm
1	17	Charlie CONDY	10	8:17.280			49.354	7	49.359	49.727
2	19	Conan WARNOCK	10	8:18.802	1.522	1.522	49.392	6	49.450	49.847
3	18	Archie CONDY	10	8:22.580	5.300	3.778	49.494	8	49.707	50.223
4	29	Noah McFARLANE	10	8:24.128	6.848	1.548	49.697	8	49.839	50.369
5	60	Joel MURPHY	10	8:24.433	7.153	0.305	49.445	4	49.628	50.387
6	11	Ryan ARTHUR	10	8:24.501	7.221	0.068	49.469	4	49.532	50.439
7	54	Max COLBERT	10	8:27.365	10.085	2.864	49.840	3	49.906	50.652
8	99	Travis BAILIE	10	8:27.393	10.113	0.028	49.937	3	50.062	50.727
9	32	Harry McDOWELL	10	8:27.609	10.329	0.216	50.191	9	50.303	50.760
10	36	Declan NOBLE	10	8:27.797	10.517	0.188	49.832	3	50.187	50.758
11	35	Harry MONTGOMERY	10	8:41.245	23.965	13.448	51.129	4	51.196	52.093
12	13	Gareth WINNING	10	8:54.837	37.557	13.592	52.818	7	52.824	53.373

Margin of Victory	Avg. Speed	Best Lap Tm	Best Speed	Best Lap by
1.522	44.758	49.354	45.097	17 - Charlie CONDY


Clerk of the Course - Nick Clarke

Orbits

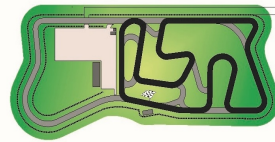
Timekeepers - David Barr & Keith Mason

Results remain provisional until conclusion of technical/judicial matters

Signed:



 Chief
 Timekeeper

Round 4, Ulster Kart Championships

Honda Cadet

Nutts Corner Original Circuit 0.618 miles

Heat 2

02/07/2022 12:00

Race (7:00 and 1 Laps) started at 11:50:21

Lap	Lap Tm	Diff	Time of Day
(17) Charlie CONDY			
1	50.885	+1.531	11:51:12.253
2	49.694	+0.340	11:52:01.947
3	49.839	+0.485	11:52:51.786
4	49.567	+0.213	11:53:41.353
5	49.697	+0.343	11:54:31.050
6	49.804	+0.450	11:55:20.854
7	49.354		11:56:10.208
8	49.501	+0.147	11:56:59.709
9	49.359	+0.005	11:57:49.068
10	49.577	+0.223	11:58:38.645

(19) Conan WARNOCK			
1	51.365	+1.973	11:51:13.059
2	50.219	+0.827	11:52:03.278
3	49.710	+0.318	11:52:52.988
4	49.504	+0.112	11:53:42.492
5	49.834	+0.442	11:54:32.326
6	49.392		11:55:21.718
7	49.450	+0.058	11:56:11.168
8	49.651	+0.259	11:57:00.819
9	49.585	+0.193	11:57:50.404
10	49.763	+0.371	11:58:40.167

(18) Archie CONDY			
1	53.159	+3.665	11:51:14.868
2	50.459	+0.965	11:52:05.327
3	49.882	+0.388	11:52:55.209
4	49.926	+0.432	11:53:45.135
5	49.707	+0.213	11:54:34.842
6	49.846	+0.352	11:55:24.688
7	50.206	+0.712	11:56:14.894
8	49.494		11:57:04.388
9	49.778	+0.284	11:57:54.166
10	49.779	+0.285	11:58:43.945

(29) Noah McFARLANE			
1	51.836	+2.139	11:51:13.632
2	50.333	+0.636	11:52:03.965
3	49.955	+0.258	11:52:53.920
4	49.940	+0.243	11:53:43.860
5	50.677	+0.980	11:54:34.537
6	49.839	+0.142	11:55:24.376
7	50.309	+0.612	11:56:14.685
8	49.697		11:57:04.382
9	51.081	+1.384	11:57:55.463
10	50.030	+0.333	11:58:45.493

(60) Joel MURPHY			
1	51.919	+2.474	11:51:13.841
2	50.399	+0.954	11:52:04.240
3	50.239	+0.794	11:52:54.479
4	49.445		11:53:43.924
5	50.479	+1.034	11:54:34.403
6	50.122	+0.677	11:55:24.525
7	50.395	+0.950	11:56:14.920
8	49.628	+0.183	11:57:04.548
9	50.874	+1.429	11:57:55.422
10	50.376	+0.931	11:58:45.798

(11) Ryan ARTHUR			
1	52.547	+3.078	11:51:14.016
2	50.763	+1.294	11:52:04.779
3	49.947	+0.478	11:52:54.726
4	49.469		11:53:44.195

5	51.026	+1.557	11:54:35.221
6	49.805	+0.336	11:55:25.026
7	50.067	+0.598	11:56:15.093
8	49.532	+0.063	11:57:04.625
9	50.870	+1.401	11:57:55.495
10	50.371	+0.902	11:58:45.866
(54) Max COLBERT			
1	53.611	+3.771	11:51:15.812
2	49.906	+0.066	11:52:05.718
3	49.840		11:52:55.558
4	50.295	+0.455	11:53:45.853
5	50.529	+0.689	11:54:36.382
6	50.129	+0.289	11:55:26.511
7	50.866	+1.026	11:56:17.377
8	50.466	+0.626	11:57:07.843
9	50.119	+0.279	11:57:57.962
10	50.768	+0.928	11:58:48.730

(99) Travis BAILIE			
1	52.100	+2.163	11:51:13.587
2	51.494	+1.557	11:52:05.081
3	49.937		11:52:55.018
4	50.062	+0.125	11:53:45.080
5	51.185	+1.248	11:54:36.265
6	50.245	+0.308	11:55:26.510
7	50.811	+0.874	11:56:17.321
8	50.383	+0.446	11:57:07.704
9	50.231	+0.294	11:57:57.935
10	50.823	+0.886	11:58:48.758

(32) Harry McDOWELL			
1	51.662	+1.471	11:51:13.027
2	51.106	+0.915	11:52:04.133
3	50.481	+0.290	11:52:54.614
4	50.911	+0.720	11:53:45.525
5	50.893	+0.702	11:54:36.418
6	50.303	+0.112	11:55:26.721
7	50.782	+0.591	11:56:17.503
8	50.474	+0.283	11:57:07.977
9	50.191		11:57:58.168
10	50.806	+0.615	11:58:48.974

(36) Declan NOBLE			
1	52.620	+2.788	11:51:14.197
2	51.079	+1.247	11:52:05.276
3	49.832		11:52:55.108
4	50.556	+0.724	11:53:45.664
5	50.938	+1.106	11:54:36.602
6	50.209	+0.377	11:55:26.811
7	50.850	+1.018	11:56:17.661
8	50.497	+0.665	11:57:08.158
9	50.187	+0.355	11:57:58.345
10	50.817	+0.985	11:58:49.162

(35) Harry MONTGOMERY			
1	54.259	+3.130	11:51:15.933
2	51.498	+0.369	11:52:07.431
3	51.310	+0.181	11:52:58.741
4	51.129		11:53:49.870
5	51.196	+0.067	11:54:41.066
6	51.260	+0.131	11:55:32.326
7	51.569	+0.440	11:56:23.895
8	52.258	+1.129	11:57:16.153
9	51.197	+0.068	11:58:07.350
10	55.260	+4.131	11:59:02.610

Clerk of the Course - Nick Clarke

Orbits

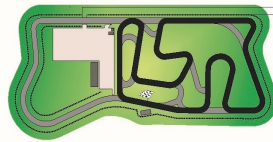
Timekeepers - David Barr & Keith Mason

Results remain provisional until conclusion of technical/judicial matters

Signed:  (Chief Timekeeper)

Printed: 02/07/2022 12:01:10




Round 4, Ulster Kart Championships
Sorted on Laps

Bambino

Nutts Corner Original Circuit 0.618 miles

Heat 1

02/07/2022 12:10

Race (5:00 and 1 Laps) started at 12:01:30

Pos	No.	Name	Laps	Total Tm	Diff	Gap	Best Tm	In Lap	2nd Best	Avg Tm
1	33	Lewis HAZLETT	6	6:09.123			59.804	2	1:00.072	1:01.078
2	36	Ethan ROBINSON	6	6:09.423	0.300	0.300	59.959	4	59.990	1:01.170
3	75	Callum McVEIGH	6	6:17.859	8.736	8.436	59.837	3	59.962	1:02.487
4	47	Myles PURCELL	6	6:20.154	11.031	2.295	1:01.688	2	1:01.818	1:02.821

Announcements

New Track Record (59.804) for Bambino by Lewis HAZLETT.

Margin of Victory	Avg. Speed	Best Lap Tm	Best Speed	Best Lap by
0.300	36.179	59.804	37.217	33 - Lewis HAZLETT


Clerk of the Course - Nick Clarke

Orbits

Timekeepers - David Barr & Keith Mason

Results remain provisional until conclusion of technical/judicial matters

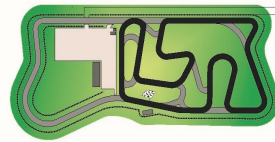
Signed:



 Chief
 Timekeeper

Printed: 02/07/2022 12:08:29





Round 4, Ulster Kart Championships

Bambino

Nutts Corner Original Circuit 0.618 miles

Heat 1

02/07/2022 12:10

Race (5:00 and 1 Laps) started at 12:01:30

Lap	Lap Tm	Diff	Time of Day	Lap	Lap Tm	Diff	Time of Day	Lap	Lap Tm	Diff	Time of Day
(33) Lewis HAZLETT											
1	1:04.697	+4.893	12:02:37.875								
2	59.804		12:03:37.679								
3	1:00.072	+0.268	12:04:37.751								
4	1:00.196	+0.392	12:05:37.947								
5	1:00.761	+0.957	12:06:38.708								
6	1:00.942	+1.138	12:07:39.650								
(36) Ethan ROBINSON											
1	1:05.865	+5.906	12:02:38.792								
2	1:00.338	+0.379	12:03:39.130								
3	1:00.157	+0.198	12:04:39.287								
4	59.959		12:05:39.246								
5	59.990	+0.031	12:06:39.236								
6	1:00.714	+0.755	12:07:39.950								
(75) Callum McVEIGH											
1	1:05.830	+5.993	12:02:39.291								
2	1:00.242	+0.405	12:03:39.533								
3	59.837		12:04:39.370								
4	59.962	+0.125	12:05:39.332								
5	1:02.101	+2.264	12:06:41.433								
6	1:06.953	+7.116	12:07:48.386								
(47) Myles PURCELL											
1	1:06.985	+5.297	12:02:40.737								
2	1:01.688		12:03:42.425								
3	1:01.818	+0.130	12:04:44.243								
4	1:02.022	+0.334	12:05:46.265								
5	1:02.111	+0.423	12:06:48.376								
6	1:02.305	+0.617	12:07:50.681								

Clerk of the Course - Nick Clarke

Orbits

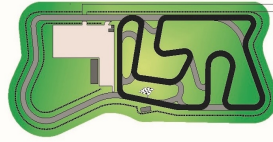
Timekeepers - David Barr & Keith Mason

Results remain provisional until conclusion of technical/judicial matters

Signed:  (Chief Timekeeper)

Printed: 02/07/2022 12:08:43




Round 4, Ulster Kart Championships
Sorted on Laps

Junior Max

Nutts Corner Original Circuit 0.618 miles

Heat 2

02/07/2022 12:20

Race (7:00 and 1 Laps) started at 12:09:50

Pos	No.	Name	Laps	Total Tm	Diff	Gap	Best Tm	In Lap	2nd Best	Avg Tm
1	15	James ROBINSON	11	7:52.104			42.416	9	42.531	42.918
2	46	Bobby Joe McFALL	11	7:52.994	0.890	0.890	42.627	9	42.639	42.993
3	20	Jack MURTAGH	11	7:53.496	1.392	0.502	42.700	10	42.752	43.044
4	33	Joseph McMAHON	11	7:54.298	2.194	0.802	42.403	9	42.518	43.092
5	36	Joe GARDINER	11	7:54.483	2.379	0.185	42.344	9	42.500	43.114
6	34	Peter GILLILAND	11	7:55.656	3.552	1.173	42.574	9	42.659	43.227
7	14	Carter KELLY	11	8:00.183	8.079	4.527	42.506	11	42.592	43.179
8	11	James GREER	11	8:00.953	8.849	0.770	43.131	6	43.243	43.716

Announcements

Driver No.14: 5-sec penalty C2.3.4 (incorrectly positioned front fairing)

Margin of Victory	Avg. Speed	Best Lap Tm	Best Speed	Best Lap by
0.890	51.860	42.344	52.563	36 - Joe GARDINER


Clerk of the Course - Nick Clarke

Orbits

Timekeepers - David Barr & Keith Mason

Results remain provisional until conclusion of technical/judicial matters

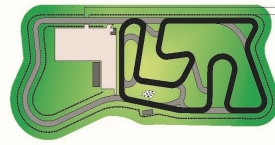
Signed:



 Chief
Timekeeper

Printed: 02/07/2022 12:20:09




Round 4, Ulster Kart Championships

Junior Max

Nutts Corner Original Circuit 0.618 miles

Heat 2

02/07/2022 12:20

Race (7:00 and 1 Laps) started at 12:09:50

Lap	Lap Tm	Diff	Time of Day
(15) James ROBINSON			
1	44.975	+2.559	12:10:35.322
2	42.627	+0.211	12:11:17.949
3	43.043	+0.627	12:12:00.992
4	43.037	+0.621	12:12:44.029
5	42.782	+0.366	12:13:26.811
6	42.780	+0.364	12:14:09.591
7	42.706	+0.290	12:14:52.297
8	42.606	+0.190	12:15:34.903
9	42.416		12:16:17.319
10	42.531	+0.115	12:16:59.850
11	42.601	+0.185	12:17:42.451

Lap	Lap Tm	Diff	Time of Day
(46) Bobby Joe McFALL			
1	44.643	+2.016	12:10:35.055
2	42.831	+0.204	12:11:17.886
3	42.769	+0.142	12:12:00.655
4	42.782	+0.155	12:12:43.437
5	43.159	+0.532	12:13:26.596
6	42.853	+0.226	12:14:09.449
7	43.240	+0.613	12:14:52.689
8	42.707	+0.080	12:15:35.396
9	42.627		12:16:18.023
10	42.679	+0.052	12:17:00.702
11	42.639	+0.012	12:17:43.341

Lap	Lap Tm	Diff	Time of Day
(20) Jack MURTAGH			
1	44.443	+1.743	12:10:34.801
2	42.877	+0.177	12:11:17.678
3	43.065	+0.365	12:12:00.743
4	42.808	+0.108	12:12:43.551
5	43.199	+0.499	12:13:26.750
6	43.327	+0.627	12:14:10.077
7	42.752	+0.052	12:14:52.829
8	42.788	+0.088	12:15:35.617
9	42.768	+0.068	12:16:18.385
10	42.700		12:17:01.085
11	42.758	+0.058	12:17:43.843

Lap	Lap Tm	Diff	Time of Day
(33) Joseph McMAHON			
1	45.389	+2.986	12:10:36.019
2	42.989	+0.586	12:11:19.008
3	42.662	+0.259	12:12:01.670
4	42.857	+0.454	12:12:44.527
5	43.632	+1.229	12:13:28.159
6	42.660	+0.257	12:14:10.819
7	43.763	+1.360	12:14:54.582
8	42.598	+0.195	12:15:37.180
9	42.403		12:16:19.583
10	42.518	+0.115	12:17:02.101
11	42.544	+0.141	12:17:44.645

Lap	Lap Tm	Diff	Time of Day
(36) Joe GARDINER			
1	45.584	+3.240	12:10:36.154
2	43.222	+0.878	12:11:19.376
3	42.707	+0.363	12:12:02.083
4	42.793	+0.449	12:12:44.876
5	44.188	+1.844	12:13:29.064
6	42.545	+0.201	12:14:11.609
7	43.332	+0.988	12:14:54.941
8	42.508	+0.164	12:15:37.449
9	42.344		12:16:19.793
10	42.537	+0.193	12:17:02.330
11	42.500	+0.156	12:17:44.830

Lap	Lap Tm	Diff	Time of Day
(34) Peter GILLILAND			
1	45.176	+2.602	12:10:35.675
2	42.673	+0.099	12:11:18.348
3	42.863	+0.289	12:12:01.211
4	43.309	+0.735	12:12:44.520
5	43.469	+0.895	12:13:27.989
6	42.800	+0.226	12:14:10.789
7	44.070	+1.496	12:14:54.859
8	43.248	+0.674	12:15:38.107
9	42.574		12:16:20.681
10	42.663	+0.089	12:17:03.344
11	42.659	+0.085	12:17:46.003

Lap	Lap Tm	Diff	Time of Day
(14) Carter KELLY			
1	45.374	+2.868	12:10:35.932
2	43.321	+0.815	12:11:19.253
3	42.712	+0.206	12:12:01.965
4	42.660	+0.154	12:12:44.625
5	44.598	+2.092	12:13:29.223
6	42.639	+0.133	12:14:11.862
7	43.209	+0.703	12:14:55.071
8	42.736	+0.230	12:15:37.807
9	42.625	+0.119	12:16:20.432
10	42.592	+0.086	12:17:03.024
11	42.506		12:17:45.530

Lap	Lap Tm	Diff	Time of Day
(11) James GREER			
1	46.335	+3.204	12:10:36.754
2	43.377	+0.246	12:11:20.131
3	43.243	+0.112	12:12:03.374
4	43.325	+0.194	12:12:46.699
5	43.641	+0.510	12:13:30.340
6	43.131		12:14:13.471
7	43.576	+0.445	12:14:57.047
8	43.599	+0.468	12:15:40.646
9	43.430	+0.299	12:16:24.076
10	43.715	+0.584	12:17:07.791
11	43.509	+0.378	12:17:51.300


Clerk of the Course - Nick Clarke

Orbits

Timekeepers - David Barr & Keith Mason

Results remain provisional until conclusion of technical/judicial matters

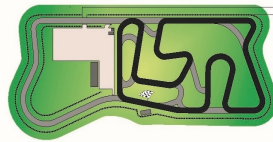
Signed:



(Chief Timekeeper)

Printed: 02/07/2022 12:20:35


motor
sport
UK



Round 4, Ulster Kart Championships

Sorted on Laps

Time Cadet

Nutts Corner Original Circuit 0.618 miles

Heat 2

02/07/2022 12:30

Race (7:00 and 1 Laps) started at 12:21:36

Pos	No.	Name	Laps	Total Tm	Diff	Gap	Best Tm	In Lap	2nd Best	Avg Tm
1	31	Jason PARK	10	8:07.393			48.392	9	48.455	48.732
2	94	James LOGAN	10	8:08.754	1.361	1.361	48.115	3	48.192	48.853
3	27	Brogan McDONALD	10	8:18.231	10.838	9.477	49.311	7	49.456	49.806
4	193	Andie STEWART	10	8:20.095	12.702	1.864	49.534	6	49.672	50.009
5	93	Johnston STEWART	10	8:20.248	12.855	0.153	49.534	5	49.629	50.024
6	49	Tony CALVIN	10	8:24.504	17.111	4.256	49.944	6	49.954	50.413

Margin of Victory	Avg. Speed	Best Lap Tm	Best Speed	Best Lap by
1.361	45.666	48.115	46.259	94 - James LOGAN


Clerk of the Course - Nick Clarke

Orbits

Timekeepers - David Barr & Keith Mason

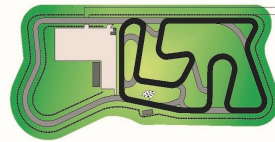
Results remain provisional until conclusion of technical/judicial matters

Signed:



Chief
Timekeeper





Round 4, Ulster Kart Championships

Iame Cadet

Nutts Corner Original Circuit 0.618 miles

Heat 2

02/07/2022 12:30

Race (7:00 and 1 Laps) started at 12:21:36

Lap	Lap Tm	Diff	Time of Day
(31) Jason PARK			
1	49.885	+1.493	12:22:26.662
2	48.621	+0.229	12:23:15.283
3	48.475	+0.083	12:24:03.758
4	48.507	+0.115	12:24:52.265
5	49.239	+0.847	12:25:41.504
6	48.485	+0.093	12:26:29.989
7	48.645	+0.253	12:27:18.634
8	48.455	+0.063	12:28:07.089
9	48.392		12:28:55.481
10	48.621	+0.229	12:29:44.102
(94) James LOGAN			
1	50.332	+2.217	12:22:27.263
2	48.759	+0.644	12:23:16.022
3	48.115		12:24:04.137
4	48.192	+0.077	12:24:52.329
5	49.390	+1.275	12:25:41.719
6	48.337	+0.222	12:26:30.056
7	48.549	+0.434	12:27:18.605
8	49.804	+1.689	12:28:08.409
9	48.402	+0.287	12:28:56.811
10	48.652	+0.537	12:29:45.463
(27) Brogan McDONALD			
1	51.358	+2.047	12:22:28.233
2	49.670	+0.359	12:23:17.903
3	50.276	+0.965	12:24:08.179
4	49.506	+0.195	12:24:57.685
5	49.504	+0.193	12:25:47.189
6	49.456	+0.145	12:26:36.645
7	49.311		12:27:25.956
8	49.695	+0.384	12:28:15.651
9	49.559	+0.248	12:29:05.210
10	49.730	+0.419	12:29:54.940
(193) Andie STEWART			
1	51.171	+1.637	12:22:27.880
2	49.886	+0.352	12:23:17.766
3	50.041	+0.507	12:24:07.807
4	49.876	+0.342	12:24:57.683
5	49.750	+0.216	12:25:47.433
6	49.534		12:26:36.967
7	49.672	+0.138	12:27:26.639
8	50.012	+0.478	12:28:16.651
9	50.289	+0.755	12:29:06.940
10	49.864	+0.330	12:29:56.804
(93) Johnston STEWART			
1	51.488	+1.954	12:22:28.204
2	49.629	+0.095	12:23:17.833
3	50.337	+0.803	12:24:08.170
4	49.859	+0.325	12:24:58.029
5	49.534		12:25:47.563
6	49.724	+0.190	12:26:37.287
7	49.651	+0.117	12:27:26.938
8	49.938	+0.404	12:28:16.876
9	50.167	+0.633	12:29:07.043
10	49.914	+0.380	12:29:56.957
(49) Tony CALVIN			
1	51.721	+1.777	12:22:28.795
2	50.379	+0.435	12:23:19.174
3	49.954	+0.010	12:24:09.128
4	50.064	+0.120	12:24:59.192

Lap	Lap Tm	Diff	Time of Day
5	50.408	+0.464	12:25:49.600
6	49.944		12:26:39.544
7	50.314	+0.370	12:27:29.858
8	50.322	+0.378	12:28:20.180
9	50.584	+0.640	12:29:10.764
10	50.449	+0.505	12:30:01.213

Lap	Lap Tm	Diff	Time of Day
-----	--------	------	-------------

Clerk of the Course - Nick Clarke

Orbits

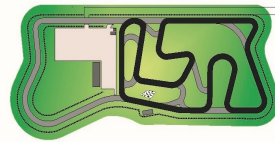
Timekeepers - David Barr & Keith Mason

Results remain provisional until conclusion of technical/judicial matters

Signed:  (Chief Timekeeper)

Printed: 02/07/2022 12:30:48




Round 4, Ulster Kart Championships
Sorted on Laps

Senior Max/Senior 177

Nutts Corner Original Circuit 0.618 miles

Heat 2

02/07/2022 12:40

Race (7:00 and 1 Laps) started at 12:32:54

Pos	No.	Name	Laps	Total Tm	Diff	Gap	Best Tm	In Lap	2nd Best	Avg Tm
Senior Max										
1	35	James GILLILAND	11	7:51.101			41.583	6	41.654	42.800
2	26	Daniel CONLON	11	7:51.968	0.867	0.867	41.559	6	41.843	42.899
3	36	Neville BELL	11	7:53.609	2.508	1.641	41.735	6	42.006	43.055
4	12	Johnny CLYDE	11	7:55.673	4.572	2.064	42.346	6	42.538	43.201
5	NW	Simon ALLEN	11	7:56.083	4.982	0.410	42.359	6	42.451	43.263
6	11	Philip MAGUIRE	11	7:56.937	5.836	0.854	42.467	6	42.502	43.313
7	43	Ben McFALL	11	8:00.209	9.108	3.272	41.646	6	41.881	43.150
8	32	Gary BLAIR	10	7:46.166	1 Lap	1 Lap	41.777	6	41.905	46.544
9	20	Zak LECKEY	8	5:48.856	3 Laps	2 Laps	41.864	6	42.083	43.586
10	68	Clifford WYLIE	1	46.445	10 Laps	7 Laps	46.067	1		46.067

Not classified

DNS 10 Dylan TUIITE DNS 0

Senior Max 177

1	69	Richard MALCOLMSON	11	8:00.336			42.552	6	42.655	43.270
2	55	Brian CHERRY	11	8:09.301	8.965	8.965	43.020	5	43.394	44.098
3	77	Samuel ALLEN	11	8:14.130	13.794	4.829	42.984	5	43.049	44.083
4	28	Marc VASEY	11	8:21.570	21.234	7.440	43.527	6	43.609	44.723
5	21	Jamie LECKEY	1	56.677	10 Laps	10 Laps	52.252	1		52.252

Announcements

Drivers No.43, 28 & 77: 5-sec penalty C2.3.4 (incorrectly positioned front fairing)

Margin of Victory	Avg. Speed	Best Lap Tm	Best Speed	Best Lap by
0.867	51.970	41.559	53.556	26 - Daniel CONLON


Clerk of the Course - Nick Clarke

Orbits

Timekeepers - David Barr & Keith Mason

Results remain provisional until conclusion of technical/judicial matters

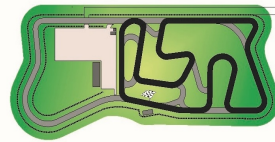
Signed:



 Chief
 Timekeeper

Printed: 02/07/2022 12:45:53




Round 4, Ulster Kart Championships

Senior Max/Senior 177

Nutts Corner Original Circuit 0.618 miles

Heat 2

02/07/2022 12:40

Race (7:00 and 1 Laps) started at 12:32:54

Lap	Lap Tm	Diff	Time of Day
(35) James GILLILAND			
1	43.795	+2.212	12:33:38.188
2	41.654	+0.071	12:34:19.842
3	42.891	+1.308	12:35:02.733
4	44.416	+2.833	12:35:47.149
5	41.805	+0.222	12:36:28.954
6	41.583		12:37:10.537
7	43.985	+2.402	12:37:54.522
8	44.318	+2.735	12:38:38.840
9	42.378	+0.795	12:39:21.218
10	42.075	+0.492	12:40:03.293
11	41.903	+0.320	12:40:45.196

Lap	Lap Tm	Diff	Time of Day
(26) Daniel CONLON			
1	43.287	+1.728	12:33:37.452
2	42.262	+0.703	12:34:19.714
3	42.843	+1.284	12:35:02.557
4	44.316	+2.757	12:35:46.873
5	41.964	+0.405	12:36:28.837
6	41.559		12:37:10.396
7	44.592	+3.033	12:37:54.988
8	44.825	+3.266	12:38:39.813
9	42.452	+0.893	12:39:22.265
10	41.955	+0.396	12:40:04.220
11	41.843	+0.284	12:40:46.063

Lap	Lap Tm	Diff	Time of Day
(36) Neville BELL			
1	43.254	+1.519	12:33:37.349
2	42.275	+0.540	12:34:19.624
3	42.811	+1.076	12:35:02.435
4	44.950	+3.215	12:35:47.385
5	42.224	+0.489	12:36:29.609
6	41.735		12:37:11.344
7	43.961	+2.226	12:37:55.305
8	45.069	+3.334	12:38:40.374
9	42.658	+0.923	12:39:23.032
10	42.666	+0.931	12:40:05.698
11	42.006	+0.271	12:40:47.704

Lap	Lap Tm	Diff	Time of Day
(12) Johnny CLYDE			
1	44.688	+2.342	12:33:39.244
2	43.039	+0.693	12:34:22.283
3	42.538	+0.192	12:35:04.821
4	44.160	+1.814	12:35:48.981
5	42.650	+0.304	12:36:31.631
6	42.346		12:37:13.977
7	43.419	+1.073	12:37:57.396
8	44.370	+2.024	12:38:41.766
9	42.696	+0.350	12:39:24.462
10	42.662	+0.316	12:40:07.124
11	42.644	+0.298	12:40:49.768

Lap	Lap Tm	Diff	Time of Day
(NW) Simon ALLEN			
1	43.859	+1.500	12:33:38.143
2	42.841	+0.482	12:34:20.984
3	43.409	+1.050	12:35:04.393
4	44.247	+1.888	12:35:48.640
5	43.224	+0.865	12:36:31.864
6	42.359		12:37:14.223
7	43.855	+1.496	12:37:58.078
8	43.846	+1.487	12:38:41.924
9	43.190	+0.831	12:39:25.114
10	42.451	+0.092	12:40:07.565
11	42.613	+0.254	12:40:50.178

Lap	Lap Tm	Diff	Time of Day
(11) Philip MAGUIRE			
1	45.867	+3.400	12:33:40.455
2	42.741	+0.274	12:34:23.196
3	42.502	+0.035	12:35:05.698
4	43.599	+1.132	12:35:49.297
5	42.931	+0.464	12:36:32.228
6	42.467		12:37:14.695
7	43.668	+1.201	12:37:58.363
8	44.199	+1.732	12:38:42.562
9	43.095	+0.628	12:39:25.657
10	42.737	+0.270	12:40:08.394
11	42.638	+0.171	12:40:51.032

Lap	Lap Tm	Diff	Time of Day
(43) Ben McFALL			
1	44.829	+3.183	12:33:39.483
2	41.881	+0.235	12:34:21.364
3	42.457	+0.811	12:35:03.821
4	43.842	+2.196	12:35:47.663
5	42.443	+0.797	12:36:30.106
6	41.646		12:37:11.752
7	44.204	+2.558	12:37:55.956
8	44.868	+3.222	12:38:40.824
9	42.272	+0.626	12:39:23.096
10	44.044	+2.398	12:40:07.140
11	42.164	+0.518	12:40:49.304

Lap	Lap Tm	Diff	Time of Day
(69) Richard MALCOLMSON			
1	44.269	+1.717	12:33:42.725
2	43.040	+0.488	12:34:25.765
3	42.852	+0.300	12:35:08.617
4	43.287	+0.735	12:35:51.904
5	42.655	+0.103	12:36:34.559
6	42.552		12:37:17.111
7	44.220	+1.668	12:38:01.331
8	44.096	+1.544	12:38:45.427
9	43.118	+0.566	12:39:28.545
10	42.944	+0.392	12:40:11.489
11	42.942	+0.390	12:40:54.431

Lap	Lap Tm	Diff	Time of Day
(55) Brian CHERRY			
1	44.001	+0.981	12:33:42.316
2	43.413	+0.393	12:34:25.729
3	43.517	+0.497	12:35:09.246
4	43.394	+0.374	12:35:52.640
5	43.020		12:36:35.660
6	43.398	+0.378	12:37:19.058
7	45.112	+2.092	12:38:04.170
8	45.240	+2.220	12:38:49.410
9	45.204	+2.184	12:39:34.614
10	44.270	+1.250	12:40:18.884
11	44.512	+1.492	12:41:03.396

Lap	Lap Tm	Diff	Time of Day
(77) Samuel ALLEN			
1	45.036	+2.052	12:33:43.338
2	43.131	+0.147	12:34:26.469
3	43.113	+0.129	12:35:09.582
4	43.537	+0.553	12:35:53.119
5	42.984		12:36:36.103
6	43.049	+0.065	12:37:19.152
7	45.203	+2.219	12:38:04.355
8	45.182	+2.198	12:38:49.537
9	45.358	+2.374	12:39:34.895
10	43.939	+0.955	12:40:18.834
11	44.391	+1.407	12:41:03.225

Lap	Lap Tm	Diff	Time of Day
(28) Marc VASEY			

Lap	Lap Tm	Diff	Time of Day
1	48.092	+4.565	12:33:46.803
2	44.256	+0.729	12:34:31.059
3	44.535	+1.008	12:35:15.594
4	44.394	+0.867	12:35:59.988
5	43.609	+0.082	12:36:43.597
6	43.527		12:37:27.124
7	46.020	+2.493	12:38:13.144
8	45.482	+1.955	12:38:58.626
9	44.431	+0.904	12:39:43.057
10	43.700	+0.173	12:40:26.757
11	43.908	+0.381	12:41:10.665

Lap	Lap Tm	Diff	Time of Day
(32) Gary BLAIR			
1	44.464	+2.687	12:33:39.278
2	41.905	+0.128	12:34:21.183
3	42.193	+0.416	12:35:03.376
4	44.119	+2.342	12:35:47.495
5	42.192	+0.415	12:36:29.687
6	41.777		12:37:11.464
7	43.989	+2.212	12:37:55.453
8	44.662	+2.885	12:38:40.115
9	42.801	+1.024	12:39:22.916
10	1:17.345	+35.568	12:40:40.261

Lap	Lap Tm	Diff	Time of Day
(20) Zak LECKEY			
1	44.700	+2.836	12:33:38.963
2	42.083	+0.219	12:34:21.046
3	42.574	+0.710	12:35:03.620
4	44.252	+2.388	12:35:47.872
5	42.769	+0.905	12:36:30.641
6	41.864		12:37:12.505
7	43.843	+1.979	12:37:56.348
8	46.603	+4.739	12:38:42.951

Lap	Lap Tm	Diff	Time of Day
(68) Clifford WYLIE			
1	46.067		12:33:40.540

Lap	Lap Tm	Diff	Time of Day
(21) Jamie LECKEY			
1	52.252		12:33:50.772


Clerk of the Course - Nick Clarke

Orbits

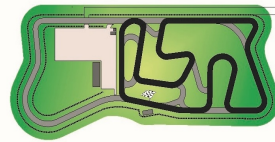
Timekeepers - David Barr & Keith Mason

Results remain provisional until conclusion of technical/judicial matters

Signed:



(Chief Timekeeper)



Round 4, Ulster Kart Championships (SK)

Sorted on Laps

125cc Superkarts

Nutts Corner (SK) 0.784 miles

Race 2

02/07/2022 13:30

Race (6:00 and 1 Laps) started at 13:43:25

Pos	No.	Name	Laps	Total Tm	Diff	Gap	Best Tm	In Lap	2nd Best	Avg Tm
1	55	Ross WITHEROW	11	6:55.815			36.893	10	36.906	37.786
2	IGP	Ian WALSH	11	6:56.533	0.718	0.718	37.089	9	37.089	37.866
3	17	Scott GREENAWAY	11	7:06.685	10.870	10.152	38.047	8	38.114	38.754
4	89	Keith HEMSLEY	11	7:14.669	18.854	7.984	38.584	11	38.662	39.473
5	25	Noel LINDSAY	11	7:31.838	36.023	17.169	40.023	6	40.183	41.017
6	51	Geoffrey SIMMS	11	7:32.325	36.510	0.487	40.367	5	40.448	41.054

Margin of Victory	Avg. Speed	Best Lap Tm	Best Speed	Best Lap by
0.718	74.664	36.893	76.502	55 - Ross WITHEROW


Clerk of the Course - Nick Clarke

Orbits

Timekeepers - David Barr & Keith Mason

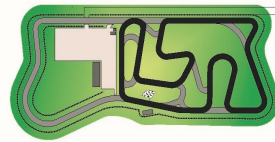
Results remain provisional until conclusion of technical/judicial matters

Signed:



Chief
Timekeeper





Round 4, Ulster Kart Championships (SK)

125cc Superkarts

Nutts Corner (SK) 0.784 miles

Race 2

02/07/2022 13:30

Race (6:00 and 1 Laps) started at 13:43:25

Lap	Lap Tm	Diff	Time of Day
(55) Ross WITHEROW			
1	41.176	+4.283	13:44:06.388
2	39.073	+2.180	13:44:45.461
3	37.914	+1.021	13:45:23.375
4	37.719	+0.826	13:46:01.094
5	37.357	+0.464	13:46:38.451
6	37.145	+0.252	13:47:15.596
7	37.115	+0.222	13:47:52.711
8	37.167	+0.274	13:48:29.878
9	36.906	+0.013	13:49:06.784
10	36.893		13:49:43.677
11	37.186	+0.293	13:50:20.863

Lap	Lap Tm	Diff	Time of Day
(IGP) Ian WALSH			
1	40.915	+3.826	13:44:05.963
2	38.835	+1.746	13:44:44.798
3	38.109	+1.020	13:45:22.907
4	37.730	+0.641	13:46:00.637
5	38.038	+0.949	13:46:38.675
6	37.269	+0.180	13:47:15.944
7	37.149	+0.060	13:47:53.093
8	37.167	+0.078	13:48:30.260
9	37.089		13:49:07.349
10	37.143	+0.054	13:49:44.492
11	37.089		13:50:21.581

Lap	Lap Tm	Diff	Time of Day
(17) Scott GREENAWAY			
1	42.112	+4.065	13:44:07.548
2	39.509	+1.462	13:44:47.057
3	38.680	+0.633	13:45:25.737
4	38.523	+0.476	13:46:04.260
5	38.353	+0.306	13:46:42.613
6	38.235	+0.188	13:47:20.848
7	38.185	+0.138	13:47:59.033
8	38.047		13:48:37.080
9	38.114	+0.067	13:49:15.194
10	38.140	+0.093	13:49:53.334
11	38.399	+0.352	13:50:31.733

Lap	Lap Tm	Diff	Time of Day
(89) Keith HEMSLEY			
1	42.420	+3.836	13:44:07.930
2	40.196	+1.612	13:44:48.126
3	39.481	+0.897	13:45:27.607
4	39.493	+0.909	13:46:07.100
5	39.446	+0.862	13:46:46.546
6	39.296	+0.712	13:47:25.842
7	38.994	+0.410	13:48:04.836
8	38.850	+0.266	13:48:43.686
9	38.785	+0.201	13:49:22.471
10	38.662	+0.078	13:50:01.133
11	38.584		13:50:39.717

Lap	Lap Tm	Diff	Time of Day
(25) Noel LINDSAY			
1	42.992	+2.969	13:44:08.690
2	40.242	+0.219	13:44:48.932
3	43.010	+2.987	13:45:31.942
4	42.001	+1.978	13:46:13.943
5	40.542	+0.519	13:46:54.485
6	40.023		13:47:34.508
7	40.183	+0.160	13:48:14.691
8	40.366	+0.343	13:48:55.057
9	41.210	+1.187	13:49:36.267
10	40.304	+0.281	13:50:16.571
11	40.315	+0.292	13:50:56.886

Lap	Lap Tm	Diff	Time of Day
(51) Geoffrey SIMMS			
1	43.147	+2.780	13:44:08.917
2	41.140	+0.773	13:44:50.057
3	41.213	+0.846	13:45:31.270
4	41.623	+1.256	13:46:12.893
5	40.367		13:46:53.260
6	40.448	+0.081	13:47:33.708
7	40.468	+0.101	13:48:14.176
8	40.575	+0.208	13:48:54.751
9	41.004	+0.637	13:49:35.755
10	40.634	+0.267	13:50:16.389
11	40.984	+0.617	13:50:57.373

Lap	Lap Tm	Diff	Time of Day
-----	--------	------	-------------


Clerk of the Course - Nick Clarke

Orbits

Timekeepers - David Barr & Keith Mason

Results remain provisional until conclusion of technical/judicial matters

Signed:

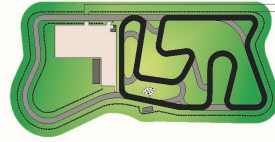


(Chief Timekeeper)

Printed: 02/07/2022 13:53:00



motor
sport
UK



Round 4, Ulster Kart Championships

Sorted on Laps

Mini Max

Nutts Corner Original Circuit 0.618 miles

Heat 3

02/07/2022 13:50

Race (7:00 and 1 Laps) started at 13:57:40

Pos	No.	Name	Laps	Total Tm	Diff	Gap	Best Tm	In Lap	2nd Best	Avg Tm
1	46	Evan PURCELL	10	7:27.509			44.169	9	44.173	44.750
2	22	Cole McFADDEN BIGGERSTAFF	10	7:28.993	1.484	1.484	44.263	4	44.399	44.897
3	21	Jamie KIDNEY	10	7:34.725	7.216	5.732	44.615	9	44.645	45.396
4	88	Lewis ARTHUR	10	7:38.387	10.878	3.662	45.082	5	45.188	45.809
5	30	John O'NEILL	10	7:55.780	28.271	17.393	45.586	4	46.047	47.480
6	55	Dennis CHERRY	10	8:01.999	34.490	6.219	46.825	7	47.013	48.130

Not classified

DNS 34 Daniel KILPATRICK DNS 0

Margin of Victory	Avg. Speed	Best Lap Tm	Best Speed	Best Lap by
1.484	49.736	44.169	50.391	46 - Evan PURCELL


Clerk of the Course - Nick Clarke

Orbits

Timekeepers - David Barr & Keith Mason

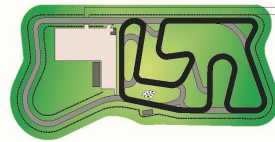
Results remain provisional until conclusion of technical/judicial matters

Signed:



Chief
Timekeeper





Round 4, Ulster Kart Championships

Mini Max

Nutts Corner Original Circuit 0.618 miles

Heat 3

02/07/2022 13:50

Race (7:00 and 1 Laps) started at 13:57:40

Lap	Lap Tm	Diff	Time of Day	Lap	Lap Tm	Diff	Time of Day	Lap	Lap Tm	Diff	Time of Day
(46) Evan PURCELL											
1	46.663	+2.494	13:58:27.419	5	47.526	+0.701	14:01:44.522				
2	45.027	+0.858	13:59:12.446	6	47.217	+0.392	14:02:31.739				
3	44.796	+0.627	13:59:57.242	7	46.825		14:03:18.564				
4	44.389	+0.220	14:00:41.631	8	47.118	+0.293	14:04:05.682				
5	44.581	+0.412	14:01:26.212	9	47.013	+0.188	14:04:52.695				
6	44.173	+0.004	14:02:10.385	10	50.060	+3.235	14:05:42.755				
7	44.196	+0.027	14:02:54.581								
8	44.859	+0.690	14:03:39.440								
9	44.169		14:04:23.609								
10	44.656	+0.487	14:05:08.265								
(22) Cole McFADDEN BIGGERSTAFF											
1	47.338	+3.075	13:58:28.108								
2	45.020	+0.757	13:59:13.128								
3	44.630	+0.367	13:59:57.758								
4	44.263		14:00:42.021								
5	44.665	+0.402	14:01:26.686								
6	44.399	+0.136	14:02:11.085								
7	44.448	+0.185	14:02:55.533								
8	44.986	+0.723	14:03:40.519								
9	44.634	+0.371	14:04:25.153								
10	44.596	+0.333	14:05:09.749								
(21) Jamie KIDNEY											
1	47.585	+2.970	13:58:29.099								
2	45.962	+1.347	13:59:15.061								
3	46.221	+1.606	14:00:01.282								
4	45.024	+0.409	14:00:46.306								
5	44.826	+0.211	14:01:31.132								
6	44.919	+0.304	14:02:16.051								
7	44.645	+0.030	14:03:00.696								
8	44.862	+0.247	14:03:45.558								
9	44.615		14:04:30.173								
10	45.308	+0.693	14:05:15.481								
(88) Lewis ARTHUR											
1	47.918	+2.836	13:58:28.966								
2	46.050	+0.968	13:59:15.016								
3	46.512	+1.430	14:00:01.528								
4	45.317	+0.235	14:00:46.845								
5	45.082		14:01:31.927								
6	45.188	+0.106	14:02:17.115								
7	45.513	+0.431	14:03:02.628								
8	45.506	+0.424	14:03:48.134								
9	45.481	+0.399	14:04:33.615								
10	45.528	+0.446	14:05:19.143								
(30) John O'NEILL											
1	48.759	+3.173	13:58:30.489								
2	46.313	+0.727	13:59:16.802								
3	46.047	+0.461	14:00:02.849								
4	45.586		14:00:48.435								
5	54.145	+8.559	14:01:42.580								
6	46.623	+1.037	14:02:29.203								
7	46.576	+0.990	14:03:15.779								
8	46.546	+0.960	14:04:02.325								
9	46.366	+0.780	14:04:48.691								
10	47.845	+2.259	14:05:36.536								
(55) Dennis CHERRY											
1	51.644	+4.819	13:58:33.095								
2	48.546	+1.721	13:59:21.641								
3	48.207	+1.382	14:00:09.848								
4	47.148	+0.323	14:00:56.996								

Clerk of the Course - Nick Clarke

Orbits

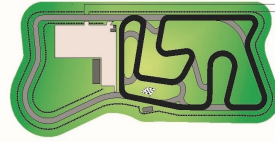
Timekeepers - David Barr & Keith Mason

Results remain provisional until conclusion of technical/judicial matters

Signed:  (Chief Timekeeper)

Printed: 02/07/2022 14:09:02




Round 4, Ulster Kart Championships
Sorted on Laps

Honda Cadet

Nutts Corner Original Circuit 0.618 miles

Heat 3

02/07/2022 14:00

Race (7:00 and 1 Laps) started at 14:06:50

Pos	No.	Name	Laps	Total Tm	Diff	Gap	Best Tm	In Lap	2nd Best	Avg Tm
1	60	Joel MURPHY	9	8:06.183			51.015	9	51.604	54.011
2	18	Archie CONDY	9	8:06.558	0.375	0.375	50.915	9	51.114	54.062
3	19	Conan WARNOCK	9	8:12.798	6.615	6.240	52.142	9	52.450	54.690
4	54	Max COLBERT	9	8:12.997	6.814	0.199	51.244	9	51.718	54.669
5	11	Ryan ARTHUR	9	8:13.707	7.524	0.710	51.687	9	51.851	54.805
6	99	Travis BAILIE	9	8:14.592	8.409	0.885	51.767	9	53.000	54.920
7	36	Declan NOBLE	9	8:14.802	8.619	0.210	51.543	9	52.161	54.878
8	17	Charlie CONDY	9	8:15.855	9.672	1.053	50.870	9	52.350	55.076
9	29	Noah McFARLANE	9	8:18.149	11.966	2.294	51.951	9	52.068	55.341
10	32	Harry McDOWELL	9	8:19.422	13.239	1.273	52.264	7	52.378	55.462
11	35	Harry MONTGOMERY	8	8:20.660	1 Lap	1 Lap	54.247	8	55.195	1:02.513
12	13	Gareth WINNING	7	9:00.628	2 Laps	1 Lap	57.352	6	57.410	1:16.761

Margin of Victory	Avg. Speed	Best Lap Tm	Best Speed	Best Lap by
0.375	41.202	50.870	43.753	17 - Charlie CONDY


Clerk of the Course - Nick Clarke

Orbits

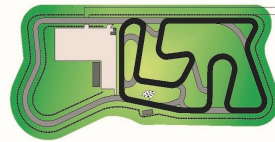
Timekeepers - David Barr & Keith Mason

Results remain provisional until conclusion of technical/judicial matters

Signed:



 Chief
 Timekeeper

Round 4, Ulster Kart Championships

Honda Cadet

Nutts Corner Original Circuit 0.618 miles

Heat 3

02/07/2022 14:00

Race (7:00 and 1 Laps) started at 14:06:50

Lap	Lap Tm	Diff	Time of Day
(60) Joel MURPHY			
1	58.954	+7.939	14:07:49.459
2	56.740	+5.725	14:08:46.199
3	55.127	+4.112	14:09:41.326
4	54.408	+3.393	14:10:35.734
5	53.655	+2.640	14:11:29.389
6	52.644	+1.629	14:12:22.033
7	51.955	+0.940	14:13:13.988
8	51.604	+0.589	14:14:05.592
9	51.015		14:14:56.607

Lap	Lap Tm	Diff	Time of Day
(18) Archie CONDY			
1	59.345	+8.430	14:07:49.769
2	57.020	+6.105	14:08:46.789
3	55.794	+4.879	14:09:42.583
4	54.578	+3.663	14:10:37.161
5	53.353	+2.438	14:11:30.514
6	52.732	+1.817	14:12:23.246
7	51.707	+0.792	14:13:14.953
8	51.114	+0.199	14:14:06.067
9	50.915		14:14:56.982

Lap	Lap Tm	Diff	Time of Day
(19) Conan WARNOCK			
1	59.629	+7.487	14:07:50.639
2	57.137	+4.995	14:08:47.776
3	55.677	+3.535	14:09:43.453
4	55.308	+3.166	14:10:38.761
5	53.949	+1.807	14:11:32.710
6	53.099	+0.957	14:12:25.809
7	52.821	+0.679	14:13:18.630
8	52.450	+0.308	14:14:11.080
9	52.142		14:15:03.222

Lap	Lap Tm	Diff	Time of Day
(54) Max COLBERT			
1	1:00.530	+9.286	14:07:51.922
2	57.489	+6.245	14:08:49.411
3	54.987	+3.743	14:09:44.398
4	55.643	+4.399	14:10:40.041
5	53.606	+2.362	14:11:33.647
6	53.524	+2.280	14:12:27.171
7	53.288	+2.044	14:13:20.459
8	51.718	+0.474	14:14:12.177
9	51.244		14:15:03.421

Lap	Lap Tm	Diff	Time of Day
(11) Ryan ARTHUR			
1	1:00.262	+8.575	14:07:51.144
2	56.941	+5.254	14:08:48.085
3	55.528	+3.841	14:09:43.613
4	55.682	+3.995	14:10:39.295
5	54.522	+2.835	14:11:33.817
6	53.531	+1.844	14:12:27.348
7	53.245	+1.558	14:13:20.593
8	51.851	+0.164	14:14:12.444
9	51.687		14:15:04.131

Lap	Lap Tm	Diff	Time of Day
(99) Travis BAILIE			
1	59.444	+7.677	14:07:50.175
2	57.361	+5.594	14:08:47.536
3	56.149	+4.382	14:09:43.685
4	56.182	+4.415	14:10:39.867
5	53.712	+1.945	14:11:33.579
6	53.298	+1.531	14:12:26.877
7	53.372	+1.605	14:13:20.249
8	53.000	+1.233	14:14:13.249
9	51.767		14:15:05.016

Lap	Lap Tm	Diff	Time of Day
(36) Declan NOBLE			
1	1:01.276	+9.733	14:07:52.594
2	58.757	+7.214	14:08:51.351
3	55.947	+4.404	14:09:47.298
4	55.087	+3.544	14:10:42.385
5	53.874	+2.331	14:11:36.259
6	52.983	+1.440	14:12:29.242
7	52.161	+0.618	14:13:21.403
8	52.280	+0.737	14:14:13.683
9	51.543		14:15:05.226

Lap	Lap Tm	Diff	Time of Day
(17) Charlie CONDY			
1	1:07.991	+17.121	14:07:58.579
2	55.539	+4.669	14:08:54.118
3	54.735	+3.865	14:09:48.853
4	53.610	+2.740	14:10:42.463
5	52.728	+1.858	14:11:35.191
6	52.450	+1.580	14:12:27.641
7	52.350	+1.480	14:13:19.991
8	55.418	+4.548	14:14:15.409
9	50.870		14:15:06.279

Lap	Lap Tm	Diff	Time of Day
(29) Noah McFARLANE			
1	1:03.227	+11.276	14:07:53.731
2	57.480	+5.529	14:08:51.211
3	55.814	+3.863	14:09:47.025
4	58.635	+6.684	14:10:45.660
5	54.047	+2.096	14:11:39.707
6	52.705	+0.754	14:12:32.412
7	52.142	+0.191	14:13:24.554
8	52.068	+0.117	14:14:16.622
9	51.951		14:15:08.573

Lap	Lap Tm	Diff	Time of Day
(32) Harry McDOWELL			
1	1:06.360	+14.096	14:07:57.042
2	57.484	+5.220	14:08:54.526
3	55.777	+3.513	14:09:50.303
4	55.347	+3.083	14:10:45.650
5	54.379	+2.115	14:11:40.029
6	52.757	+0.493	14:12:32.786
7	52.264		14:13:25.050
8	52.378	+0.114	14:14:17.428
9	52.418	+0.154	14:15:09.846

Lap	Lap Tm	Diff	Time of Day
(35) Harry MONTGOMERY			
1	1:01.571	+7.324	14:07:52.546
2	1:43.684	+49.437	14:09:36.230
3	58.149	+3.902	14:10:34.379
4	56.335	+2.088	14:11:30.714
5	55.195	+0.948	14:12:25.909
6	55.484	+1.237	14:13:21.393
7	55.444	+1.197	14:14:16.837
8	54.247		14:15:11.084

Lap	Lap Tm	Diff	Time of Day
(13) Gareth WINNING			
1	1:11.078	+13.726	14:08:04.797
2	2:50.802	+1:53.450	14:10:55.599
3	1:03.206	+5.854	14:11:58.805
4	59.279	+1.927	14:12:58.084
5	58.206	+0.854	14:13:56.290
6	57.352		14:14:53.642
7	57.410	+0.058	14:15:51.052

Clerk of the Course - Nick Clarke

Orbits

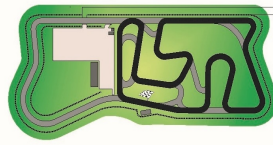
Timekeepers - David Barr & Keith Mason

Results remain provisional until conclusion of technical/judicial matters

Signed:  (Chief Timekeeper)

Printed: 02/07/2022 14:17:30




Round 4, Ulster Kart Championships
Sorted on Laps

Bambino

Nutts Corner Original Circuit 0.618 miles

Heat 2

02/07/2022 14:10

Race (5:00 and 1 Laps) started at 14:17:45

Pos	No.	Name	Laps	Total Tm	Diff	Gap	Best Tm	In Lap	2nd Best	Avg Tm
1	33	Lewis HAZLETT	6	6:08.541			59.694	4	59.695	1:00.846
2	36	Ethan ROBINSON	6	6:13.512	4.971	4.971	1:00.510	3	1:00.581	1:01.658
3	75	Callum McVEIGH	6	6:20.170	11.629	6.658	1:01.561	4	1:01.644	1:02.707
4	47	Myles PURCELL	6	6:24.455	15.914	4.285	1:00.965	5	1:01.273	1:03.432

Announcements

New Track Record (59.694) for Bambino by Lewis HAZLETT.

Margin of Victory	Avg. Speed	Best Lap Tm	Best Speed	Best Lap by
4.971	36.236	59.694	37.286	33 - Lewis HAZLETT


Clerk of the Course - Nick Clarke

Orbits

Timekeepers - David Barr & Keith Mason

Results remain provisional until conclusion of technical/judicial matters

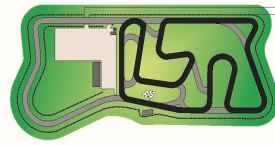
Signed:



 Chief
 Timekeeper

Printed: 02/07/2022 14:27:21





Round 4, Ulster Kart Championships

Bambino

Nutts Corner Original Circuit 0.618 miles

Heat 2

02/07/2022 14:10

Race (5:00 and 1 Laps) started at 14:17:45

Lap	Lap Tm	Diff	Time of Day	Lap	Lap Tm	Diff	Time of Day	Lap	Lap Tm	Diff	Time of Day
(33) Lewis HAZLETT											
1	1:05.598	+5.904	14:18:54.321								
2	1:00.521	+0.827	14:19:54.842								
3	59.785	+0.091	14:20:54.627								
4	59.694		14:21:54.321								
5	59.783	+0.089	14:22:54.104								
6	59.695	+0.001	14:23:53.799								
(36) Ethan ROBINSON											
1	1:06.552	+6.042	14:18:55.372								
2	1:00.968	+0.458	14:19:56.340								
3	1:00.510		14:20:56.850								
4	1:00.685	+0.175	14:21:57.535								
5	1:00.581	+0.071	14:22:58.116								
6	1:00.654	+0.144	14:23:58.770								
(75) Callum McVEIGH											
1	1:07.321	+5.760	14:18:56.507								
2	1:01.984	+0.423	14:19:58.491								
3	1:01.644	+0.083	14:21:00.135								
4	1:01.561		14:22:01.696								
5	1:01.841	+0.280	14:23:03.537								
6	1:01.891	+0.330	14:24:05.428								
(47) Myles PURCELL											
1	1:07.605	+6.640	14:18:56.723								
2	1:06.727	+5.762	14:20:03.450								
3	1:02.605	+1.640	14:21:06.055								
4	1:01.273	+0.308	14:22:07.328								
5	1:00.965		14:23:08.293								
6	1:01.420	+0.455	14:24:09.713								


Clerk of the Course - Nick Clarke

Orbits

Timekeepers - David Barr & Keith Mason

Results remain provisional until conclusion of technical/judicial matters

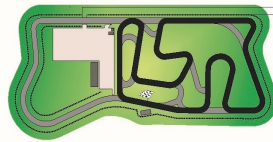
Signed:



(Chief Timekeeper)

Printed: 02/07/2022 14:27:40




Round 4, Ulster Kart Championships
Sorted on Laps

Junior Max

Nutts Corner Original Circuit 0.618 miles

Heat 3

02/07/2022 14:20

Race (7:00 and 1 Laps) started at 14:26:42

Pos	No.	Name	Laps	Total Tm	Diff	Gap	Best Tm	In Lap	2nd Best	Avg Tm
1	33	Joseph McMAHON	11	7:53.417			42.437	9	42.466	43.029
2	14	Carter KELLY	11	7:55.423	2.006	2.006	42.576	9	42.672	43.220
3	46	Bobby Joe McFALL	11	7:55.478	2.061	0.055	42.252	11	42.499	43.203
4	34	Peter GILLILAND	11	7:56.168	2.751	0.690	42.474	10	42.505	43.259
5	20	Jack MURTAGH	11	7:57.277	3.860	1.109	42.569	10	42.809	43.376
6	15	James ROBINSON	11	7:57.310	3.893	0.033	42.439	10	42.472	43.376
7	36	Joe GARDINER	11	8:02.644	9.227	5.334	42.578	10	42.612	43.869
8	11	James GREER	11	8:04.183	10.766	1.539	42.868	5	43.077	43.995

Margin of Victory	Avg. Speed	Best Lap Tm	Best Speed	Best Lap by
2.006	51.716	42.252	52.678	46 - Bobby Joe McFALL


Clerk of the Course - Nick Clarke

Orbits

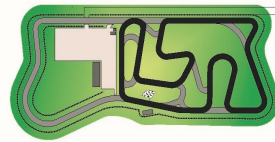
Timekeepers - David Barr & Keith Mason

Results remain provisional until conclusion of technical/judicial matters

Signed:



 Chief
 Timekeeper

Round 4, Ulster Kart Championships

Junior Max

Nutts Corner Original Circuit 0.618 miles

Heat 3

02/07/2022 14:20

Race (7:00 and 1 Laps) started at 14:26:42

Lap	Lap Tm	Diff	Time of Day
(33) Joseph McMAHON			
1	46.242	+3.805	14:27:29.281
2	43.388	+0.951	14:28:12.669
3	42.900	+0.463	14:28:55.569
4	42.547	+0.110	14:29:38.116
5	42.721	+0.284	14:30:20.837
6	43.055	+0.618	14:31:03.892
7	42.562	+0.125	14:31:46.454
8	42.466	+0.029	14:32:28.920
9	42.437		14:33:11.357
10	42.482	+0.045	14:33:53.839
11	42.523	+0.086	14:34:36.362

Lap	Lap Tm	Diff	Time of Day
(14) Carter KELLY			
1	45.649	+3.073	14:27:28.594
2	43.339	+0.763	14:28:11.933
3	42.939	+0.363	14:28:54.872
4	42.917	+0.341	14:29:37.789
5	42.950	+0.374	14:30:20.739
6	43.412	+0.836	14:31:04.151
7	43.409	+0.833	14:31:47.560
8	42.790	+0.214	14:32:30.350
9	42.576		14:33:12.926
10	42.672	+0.096	14:33:55.598
11	42.770	+0.194	14:34:38.368

Lap	Lap Tm	Diff	Time of Day
(46) Bobby Joe McFALL			
1	46.028	+3.776	14:27:29.209
2	43.092	+0.840	14:28:12.301
3	43.995	+1.743	14:28:56.296
4	42.589	+0.337	14:29:38.885
5	42.817	+0.565	14:30:21.702
6	42.852	+0.600	14:31:04.554
7	43.365	+1.113	14:31:47.919
8	43.215	+0.963	14:32:31.134
9	42.538	+0.286	14:33:13.672
10	42.499	+0.247	14:33:56.171
11	42.252		14:34:38.423

Lap	Lap Tm	Diff	Time of Day
(34) Peter GILLILAND			
1	46.500	+4.026	14:27:29.758
2	43.703	+1.229	14:28:13.461
3	43.539	+1.065	14:28:57.000
4	42.726	+0.252	14:29:39.726
5	42.716	+0.242	14:30:22.442
6	42.655	+0.181	14:31:05.097
7	43.046	+0.572	14:31:48.143
8	43.323	+0.849	14:32:31.466
9	42.668	+0.194	14:33:14.134
10	42.474		14:33:56.608
11	42.505	+0.031	14:34:39.113

Lap	Lap Tm	Diff	Time of Day
(20) Jack MURTAGH			
1	45.956	+3.387	14:27:29.042
2	43.144	+0.575	14:28:12.186
3	42.809	+0.240	14:28:54.995
4	42.868	+0.299	14:29:37.863
5	42.845	+0.276	14:30:20.708
6	43.805	+1.236	14:31:04.513
7	43.349	+0.780	14:31:47.862
8	43.741	+1.172	14:32:31.603
9	43.198	+0.629	14:33:14.801
10	42.569		14:33:57.370
11	42.852	+0.283	14:34:40.222

Lap	Lap Tm	Diff	Time of Day
(15) James ROBINSON			
1	46.401	+3.962	14:27:29.517
2	43.829	+1.390	14:28:13.346
3	43.409	+0.970	14:28:56.755
4	42.839	+0.400	14:29:39.594
5	42.637	+0.198	14:30:22.231
6	42.558	+0.119	14:31:04.789
7	43.460	+1.021	14:31:48.249
8	43.450	+1.011	14:32:31.699
9	43.645	+1.206	14:33:15.344
10	42.439		14:33:57.783
11	42.472	+0.033	14:34:40.255

Lap	Lap Tm	Diff	Time of Day
(36) Joe GARDINER			
1	45.302	+2.724	14:27:28.323
2	44.822	+2.244	14:28:13.145
3	42.990	+0.412	14:28:56.135
4	42.674	+0.096	14:29:38.809
5	42.612	+0.034	14:30:21.421
6	42.814	+0.236	14:31:04.235
7	49.060	+6.482	14:31:53.295
8	43.022	+0.444	14:32:36.317
9	42.865	+0.287	14:33:19.182
10	42.578		14:34:01.760
11	43.829	+1.251	14:34:45.589

Lap	Lap Tm	Diff	Time of Day
(11) James GREER			
1	47.462	+4.594	14:27:30.644
2	43.497	+0.629	14:28:14.141
3	43.264	+0.396	14:28:57.405
4	43.077	+0.209	14:29:40.482
5	42.868		14:30:23.350
6	44.134	+1.266	14:31:07.484
7	43.158	+0.290	14:31:50.642
8	43.523	+0.655	14:32:34.165
9	43.551	+0.683	14:33:17.716
10	43.665	+0.797	14:34:01.381
11	45.747	+2.879	14:34:47.128


Clerk of the Course - Nick Clarke

Orbits

Timekeepers - David Barr & Keith Mason

Results remain provisional until conclusion of technical/judicial matters

Signed:

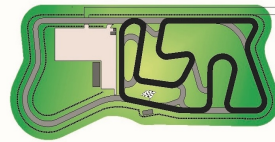


(Chief Timekeeper)

Printed: 02/07/2022 15:06:20



motor
sport
UK



Round 4, Ulster Kart Championships

Sorted on Laps

Iame Cadet

Nutts Corner Original Circuit 0.618 miles

Heat 3

02/07/2022 14:30

Race (7:00 and 1 Laps) started at 14:36:27

Pos	No.	Name	Laps	Total Tm	Diff	Gap	Best Tm	In Lap	2nd Best	Avg Tm
1	31	Jason PARK	10	8:07.146			48.420	6	48.423	48.707
2	94	James LOGAN	10	8:07.369	0.223	0.223	48.305	3	48.314	48.736
3	27	Brogan McDONALD	10	8:14.079	6.933	6.710	49.031	7	49.033	49.401
4	93	Johnston STEWART	10	8:21.751	14.605	7.672	48.876	8	49.439	50.120
5	193	Andie STEWART	10	8:22.019	14.873	0.268	49.511	4	49.711	50.186
6	49	Tony CALVIN	10	8:25.385	18.239	3.366	49.719	8	49.980	50.502

Margin of Victory	Avg. Speed	Best Lap Tm	Best Speed	Best Lap by
0.223	45.689	48.305	46.077	94 - James LOGAN


Clerk of the Course - Nick Clarke

Orbits

Timekeepers - David Barr & Keith Mason

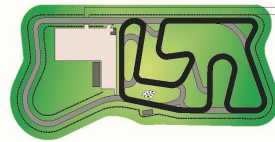
Results remain provisional until conclusion of technical/judicial matters

Signed:



Chief
Timekeeper





Round 4, Ulster Kart Championships

Iame Cadet

Nutts Corner Original Circuit 0.618 miles

Heat 3

02/07/2022 14:30

Race (7:00 and 1 Laps) started at 14:36:27

Lap	Lap Tm	Diff	Time of Day	Lap	Lap Tm	Diff	Time of Day	Lap	Lap Tm	Diff	Time of Day
(31) Jason PARK											
1	50.232	+1.812	14:37:17.655	5	50.577	+0.858	14:40:40.806	6	50.173	+0.454	14:41:30.979
2	49.013	+0.593	14:38:06.668	6	50.173	+0.454	14:41:30.979	7	50.719	+1.000	14:42:21.698
3	48.486	+0.066	14:38:55.154	7	50.719	+1.000	14:42:21.698	8	49.719		14:43:11.417
4	48.440	+0.020	14:39:43.594	8	49.719		14:43:11.417	9	50.772	+1.053	14:44:02.189
5	48.502	+0.082	14:40:32.096	9	50.772	+1.053	14:44:02.189	10	50.549	+0.830	14:44:52.738
6	48.420		14:41:20.516	10	50.549	+0.830	14:44:52.738				
7	48.536	+0.116	14:42:09.052								
8	48.462	+0.042	14:42:57.514								
9	48.423	+0.003	14:43:45.937								
10	48.562	+0.142	14:44:34.499								
(94) James LOGAN											
1	50.808	+2.503	14:37:18.161								
2	48.749	+0.444	14:38:06.910								
3	48.305		14:38:55.215								
4	48.487	+0.182	14:39:43.702								
5	48.614	+0.309	14:40:32.316								
6	48.314	+0.009	14:41:20.630								
7	48.517	+0.212	14:42:09.147								
8	48.433	+0.128	14:42:57.580								
9	48.428	+0.123	14:43:46.008								
10	48.714	+0.409	14:44:34.722								
(27) Brogan McDONALD											
1	50.701	+1.670	14:37:18.114								
2	49.433	+0.402	14:38:07.547								
3	49.185	+0.154	14:38:56.732								
4	49.081	+0.050	14:39:45.813								
5	49.223	+0.192	14:40:35.036								
6	49.057	+0.026	14:41:24.093								
7	49.031		14:42:13.124								
8	49.033	+0.002	14:43:02.157								
9	49.781	+0.750	14:43:51.938								
10	49.494	+0.463	14:44:41.432								
(93) Johnston STEWART											
1	51.869	+2.993	14:37:19.772								
2	49.959	+1.083	14:38:09.731								
3	50.033	+1.157	14:38:59.764								
4	50.579	+1.703	14:39:50.343								
5	50.576	+1.700	14:40:40.919								
6	50.104	+1.228	14:41:31.023								
7	49.439	+0.563	14:42:20.462								
8	48.876		14:43:09.338								
9	49.800	+0.924	14:43:59.138								
10	49.966	+1.090	14:44:49.104								
(193) Andie STEWART											
1	51.107	+1.596	14:37:18.610								
2	50.234	+0.723	14:38:08.844								
3	49.711	+0.200	14:38:58.555								
4	49.511		14:39:48.066								
5	49.976	+0.465	14:40:38.042								
6	49.840	+0.329	14:41:27.882								
7	50.037	+0.526	14:42:17.919								
8	50.929	+1.418	14:43:08.848								
9	50.132	+0.621	14:43:58.980								
10	50.392	+0.881	14:44:49.372								
(49) Tony CALVIN											
1	51.952	+2.233	14:37:19.670								
2	50.008	+0.289	14:38:09.678								
3	49.980	+0.261	14:38:59.658								
4	50.571	+0.852	14:39:50.229								


Clerk of the Course - Nick Clarke

Orbits

Timekeepers - David Barr & Keith Mason

Results remain provisional until conclusion of technical/judicial matters

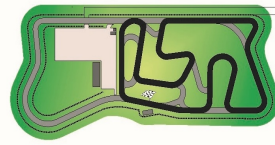
Signed:



(Chief Timekeeper)

Printed: 02/07/2022 14:48:40




Round 4, Ulster Kart Championships
Sorted on Laps

Senior Max/Senior 177

Nutts Corner Original Circuit 0.618 miles

Heat 3

02/07/2022 14:40

Race (7:00 and 1 Laps) started at 14:49:10

Pos	No.	Name	Laps	Total Tm	Diff	Gap	Best Tm	In Lap	2nd Best	Avg Tm
Senior Max										
1	35	James GILLILAND	11	7:43.441			41.497	6	41.521	42.060
2	32	Gary BLAIR	11	7:43.969	0.528	0.528	41.885	8	41.947	42.169
3	36	Neville BELL	11	7:46.755	3.314	2.786	41.984	7	42.015	42.403
4	12	Johnny CLYDE	11	7:48.894	5.453	2.139	42.245	3	42.368	42.626
5	NW	Simon ALLEN	11	7:49.966	6.525	1.072	42.405	10	42.409	42.706
6	11	Philip MAGUIRE	11	7:54.242	10.801	4.276	42.151	5	42.222	43.051
7	26	Daniel CONLON	5	4:01.773	6 Laps	6 Laps	42.361	4	44.180	48.340
8	43	Ben McFALL	4	3:12.606	7 Laps	1 Lap	42.503	2	44.058	48.149

Not classified

DNS	10	Dylan TUIITE			DNS			0		
DNS	20	Zak LECKEY			DNS			0		
DNS	68	Clifford WYLIE			DNS			0		

Senior Max 177

1	69	Richard MALCOLMSON	11	7:55.402			42.436	6	42.539	42.919
2	28	Marc VASEY	11	7:57.599	2.197	2.197	42.796	8	42.917	43.180
3	55	Brian CHERRY	11	7:57.794	2.392	0.195	42.716	10	42.824	43.120
4	77	Samuel ALLEN	11	8:00.287	4.885	2.493	42.747	6	42.960	43.421

Not classified

DNS	21	Jamie LECKEY			DNS			0		
-----	----	--------------	--	--	-----	--	--	---	--	--

Margin of Victory	Avg. Speed	Best Lap Tm	Best Speed	Best Lap by
0.528	52.829	41.497	53.636	35 - James GILLILAND


Clerk of the Course - Nick Clarke

Orbits

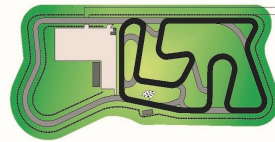
Timekeepers - David Barr & Keith Mason

Results remain provisional until conclusion of technical/judicial matters

Signed:



 Chief
 Timekeeper

Round 4, Ulster Kart Championships

Senior Max/Senior 177

Nutts Corner Original Circuit 0.618 miles

Heat 3

02/07/2022 14:40

Race (7:00 and 1 Laps) started at 14:49:10

Lap	Lap Tm	Diff	Time of Day
(35) James GILLILAND			
1	43.950	+2.453	14:49:55.241
2	42.441	+0.944	14:50:37.682
3	41.556	+0.059	14:51:19.238
4	42.598	+1.101	14:52:01.836
5	41.611	+0.114	14:52:43.447
6	41.497		14:53:24.944
7	41.521	+0.024	14:54:06.465
8	41.599	+0.102	14:54:48.064
9	42.207	+0.710	14:55:30.271
10	41.619	+0.122	14:56:11.890
11	42.062	+0.565	14:56:53.952

Lap	Lap Tm	Diff	Time of Day
(32) Gary BLAIR			
1	43.406	+1.521	14:49:54.017
2	42.150	+0.265	14:50:36.167
3	41.979	+0.094	14:51:18.146
4	41.947	+0.062	14:52:00.093
5	42.001	+0.116	14:52:42.094
6	41.962	+0.077	14:53:24.056
7	42.048	+0.163	14:54:06.104
8	41.885		14:54:47.989
9	42.211	+0.326	14:55:30.200
10	42.272	+0.387	14:56:12.472
11	42.008	+0.123	14:56:54.480

Lap	Lap Tm	Diff	Time of Day
(36) Neville BELL			
1	43.980	+1.996	14:49:54.810
2	42.273	+0.289	14:50:37.083
3	42.103	+0.119	14:51:19.186
4	43.044	+1.060	14:52:02.230
5	42.427	+0.443	14:52:44.657
6	42.306	+0.322	14:53:26.963
7	41.984		14:54:08.947
8	42.202	+0.218	14:54:51.149
9	42.026	+0.042	14:55:33.175
10	42.015	+0.031	14:56:15.190
11	42.076	+0.092	14:56:57.266

Lap	Lap Tm	Diff	Time of Day
(12) Johnny CLYDE			
1	43.498	+1.253	14:49:54.009
2	42.704	+0.459	14:50:36.713
3	42.245		14:51:18.958
4	43.176	+0.931	14:52:02.134
5	42.389	+0.144	14:52:44.523
6	42.819	+0.574	14:53:27.342
7	42.368	+0.123	14:54:09.710
8	42.408	+0.163	14:54:52.118
9	42.415	+0.170	14:55:34.533
10	42.442	+0.197	14:56:16.975
11	42.430	+0.185	14:56:59.405

Lap	Lap Tm	Diff	Time of Day
(NW) Simon ALLEN			
1	44.482	+2.077	14:49:55.186
2	42.437	+0.032	14:50:37.623
3	42.564	+0.159	14:51:20.187
4	42.412	+0.007	14:52:02.599
5	42.409	+0.004	14:52:45.008
6	42.510	+0.105	14:53:27.518
7	42.704	+0.299	14:54:10.222
8	42.597	+0.192	14:54:52.819
9	42.410	+0.005	14:55:35.229
10	42.405		14:56:17.634
11	42.843	+0.438	14:57:00.477

Lap	Lap Tm	Diff	Time of Day
(11) Philip MAGUIRE			
1	44.648	+2.497	14:49:55.835
2	43.026	+0.875	14:50:38.861
3	42.385	+0.234	14:51:21.246
4	42.222	+0.071	14:52:03.468
5	42.151		14:52:45.619
6	42.249	+0.098	14:53:27.868
7	42.431	+0.280	14:54:10.299
8	42.598	+0.447	14:54:52.897
9	42.660	+0.509	14:55:35.557
10	42.243	+0.092	14:56:17.800
11	46.953	+4.802	14:57:04.753

Lap	Lap Tm	Diff	Time of Day
(69) Richard MALCOLMSON			
1	43.948	+1.512	14:49:57.747
2	43.200	+0.764	14:50:40.947
3	42.909	+0.473	14:51:23.856
4	42.779	+0.343	14:52:06.635
5	42.656	+0.220	14:52:49.291
6	42.436		14:53:31.727
7	42.539	+0.103	14:54:14.266
8	42.651	+0.215	14:54:56.917
9	42.705	+0.269	14:55:39.622
10	43.020	+0.584	14:56:22.642
11	43.271	+0.835	14:57:05.913

Lap	Lap Tm	Diff	Time of Day
(28) Marc VASEY			
1	44.129	+1.333	14:49:57.258
2	43.021	+0.225	14:50:40.279
3	43.330	+0.534	14:51:23.609
4	43.511	+0.715	14:52:07.120
5	43.178	+0.382	14:52:50.298
6	42.925	+0.129	14:53:33.223
7	42.917	+0.121	14:54:16.140
8	42.796		14:54:58.936
9	42.989	+0.193	14:55:41.925
10	42.928	+0.132	14:56:24.853
11	43.257	+0.461	14:57:08.110

Lap	Lap Tm	Diff	Time of Day
(55) Brian CHERRY			
1	44.249	+1.533	14:49:58.229
2	43.151	+0.435	14:50:41.380
3	43.355	+0.639	14:51:24.735
4	43.102	+0.386	14:52:07.837
5	42.902	+0.186	14:52:50.739
6	42.930	+0.214	14:53:33.669
7	42.824	+0.108	14:54:16.493
8	42.851	+0.135	14:54:59.344
9	42.995	+0.279	14:55:42.339
10	42.716		14:56:25.055
11	43.250	+0.534	14:57:08.305

Lap	Lap Tm	Diff	Time of Day
(77) Samuel ALLEN			
1	44.543	+1.796	14:49:57.704
2	43.068	+0.321	14:50:40.772
3	44.424	+1.677	14:51:25.196
4	43.389	+0.642	14:52:08.585
5	42.970	+0.223	14:52:51.555
6	42.747		14:53:34.302
7	42.960	+0.213	14:54:17.262
8	43.183	+0.436	14:55:00.445
9	43.446	+0.699	14:55:43.891
10	43.255	+0.508	14:56:27.146
11	43.652	+0.905	14:57:10.798

Lap	Lap Tm	Diff	Time of Day
(26) Daniel CONLON			

Clerk of the Course - Nick Clarke

Orbits

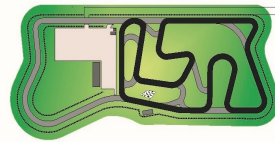
Timekeepers - David Barr & Keith Mason

Results remain provisional until conclusion of technical/judicial matters

Signed:  (Chief Timekeeper)

Printed: 02/07/2022 15:05:03





Round 4, Ulster Kart Championships (SK)

Sorted on Laps

125cc Superkarts

Nutts Corner (SK) 0.784 miles

Race 3

02/07/2022 14:45

Race (6:00 and 1 Laps) started at 15:02:37

Pos	No.	Name	Laps	Total Tm	Diff	Gap	Best Tm	In Lap	2nd Best	Avg Tm
1	55	Ross WITHEROW	11	6:47.849			36.646	7	36.716	37.072
2	IGP	Ian WALSH	11	6:59.053	11.204	11.204	37.614	3	37.730	38.095
3	17	Scott GREENAWAY	11	7:00.808	12.959	1.755	37.699	8	37.726	38.228
4	25	Noel LINDSAY	11	7:05.126	17.277	4.318	37.975	5	38.173	38.611
5	89	Keith HEMSLEY	11	7:05.420	17.571	0.294	38.063	5	38.081	38.658
Not classified										
DNF	51	Geoffrey SIMMS	5	3:23.068	DNF		39.915	3	40.068	40.512

Margin of Victory	Avg. Speed	Best Lap Tm	Best Speed	Best Lap by
11.204	76.122	36.646	77.018	55 - Ross WITHEROW


Clerk of the Course - Nick Clarke

Orbits

Timekeepers - David Barr & Keith Mason

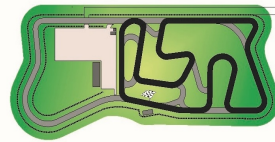
Results remain provisional until conclusion of technical/judicial matters

Signed:



Chief
Timekeeper





Round 4, Ulster Kart Championships (SK)

125cc Superkarts

Nutts Corner (SK) 0.784 miles

Race 3

02/07/2022 14:45

Race (6:00 and 1 Laps) started at 15:02:37

Lap	Lap Tm	Diff	Time of Day
(55) Ross WITHEROW			
1	39.144	+2.498	15:03:17.014
2	36.861	+0.215	15:03:53.875
3	36.716	+0.070	15:04:30.591
4	36.898	+0.252	15:05:07.489
5	36.904	+0.258	15:05:44.393
6	36.933	+0.287	15:06:21.326
7	36.646		15:06:57.972
8	36.760	+0.114	15:07:34.732
9	36.873	+0.227	15:08:11.605
10	36.865	+0.219	15:08:48.470
11	37.198	+0.552	15:09:25.668

Lap	Lap Tm	Diff	Time of Day
(IGP) Ian WALSH			
1	39.856	+2.242	15:03:17.675
2	37.791	+0.177	15:03:55.466
3	37.614		15:04:33.080
4	37.896	+0.282	15:05:10.976
5	37.927	+0.313	15:05:48.903
6	37.730	+0.116	15:06:26.633
7	37.938	+0.324	15:07:04.571
8	38.140	+0.526	15:07:42.711
9	38.227	+0.613	15:08:20.938
10	37.944	+0.330	15:08:58.882
11	37.990	+0.376	15:09:36.872

Lap	Lap Tm	Diff	Time of Day
(17) Scott GREENAWAY			
1	40.657	+2.958	15:03:18.775
2	38.793	+1.094	15:03:57.568
3	38.169	+0.470	15:04:35.737
4	37.819	+0.120	15:05:13.556
5	37.792	+0.093	15:05:51.348
6	37.909	+0.210	15:06:29.257
7	37.726	+0.027	15:07:06.983
8	37.699		15:07:44.682
9	37.914	+0.215	15:08:22.596
10	37.831	+0.132	15:09:00.427
11	38.200	+0.501	15:09:38.627

Lap	Lap Tm	Diff	Time of Day
(25) Noel LINDSAY			
1	40.886	+2.911	15:03:19.109
2	38.710	+0.735	15:03:57.819
3	38.357	+0.382	15:04:36.176
4	38.452	+0.477	15:05:14.628
5	37.975		15:05:52.603
6	38.173	+0.198	15:06:30.776
7	38.337	+0.362	15:07:09.113
8	38.306	+0.331	15:07:47.419
9	38.277	+0.302	15:08:25.696
10	38.563	+0.588	15:09:04.259
11	38.686	+0.711	15:09:42.945

Lap	Lap Tm	Diff	Time of Day
(89) Keith HEMSLEY			
1	40.519	+2.456	15:03:18.511
2	38.761	+0.696	15:03:57.272
3	38.221	+0.158	15:04:35.493
4	38.683	+0.620	15:05:14.176
5	38.063		15:05:52.239
6	38.081	+0.018	15:06:30.320
7	38.528	+0.465	15:07:08.848
8	38.279	+0.216	15:07:47.127
9	38.365	+0.302	15:08:25.492
10	38.529	+0.466	15:09:04.021
11	39.218	+1.155	15:09:43.239

Lap	Lap Tm	Diff	Time of Day
(51) Geoffrey SIMMS			
1	41.273	+1.358	15:03:19.598
2	40.085	+0.170	15:03:59.683
3	39.915		15:04:39.598
4	41.221	+1.306	15:05:20.819
5	40.068	+0.153	15:06:00.887

Lap	Lap Tm	Diff	Time of Day
-----	--------	------	-------------

Clerk of the Course - Nick Clarke

Orbits

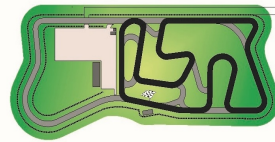
Timekeepers - David Barr & Keith Mason

Results remain provisional until conclusion of technical/judicial matters

Signed:  (Chief Timekeeper)

Printed: 02/07/2022 15:12:51




Round 4, Ulster Kart Championships
Sorted on Laps

Mini Max

Nutts Corner Original Circuit 0.618 miles

Final

02/07/2022 15:10

Race (9:00 and 1 Laps) started at 15:15:00

Pos	No.	Name	Laps	Total Tm	Diff	Gap	Best Tm	In Lap	2nd Best	Avg Tm
1	10	Daniel KILPATRICK	14	10:15.331			43.482	9	43.506	43.942
2	46	Evan PURCELL	14	10:18.812	3.481	3.481	43.772	8	43.800	44.200
3	22	Cole McFADDEN BIGGERSTAFF	14	10:30.330	14.999	11.518	44.322	6	44.341	45.023
4	88	Lewis ARTHUR	14	10:38.126	22.795	7.796	44.789	11	44.797	45.546
5	21	Jamie KIDNEY	14	10:40.270	24.939	2.144	44.383	4	44.391	45.002
6	30	John O'NEILL	14	10:56.035	40.704	15.765	45.871	8	46.009	46.834
7	55	Dennis CHERRY	14	10:57.214	41.883	1.179	46.022	9	46.024	46.885

Announcements

New Track Record (43.482) for Mini Max by Daniel KILPATRICK.

Driver No.21: 5-sec penalty C2.3.4 (incorrectly positioned front fairing)

Driver No.21: 5-sec penalty C2.3.2 (gaining an unfair advantage)

Margin of Victory	Avg. Speed	Best Lap Tm	Best Speed	Best Lap by
3.481	50.640	43.482	51.188	10 - Daniel KILPATRICK


Clerk of the Course - Nick Clarke

Orbits

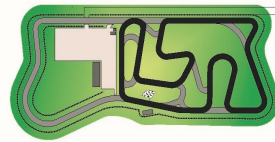
Timekeepers - David Barr & Keith Mason

Results remain provisional until conclusion of technical/judicial matters

Signed:



 Chief
 Timekeeper

Round 4, Ulster Kart Championships

Mini Max

Nutts Corner Original Circuit 0.618 miles

Final

02/07/2022 15:10

Race (9:00 and 1 Laps) started at 15:15:00

Lap	Lap Tm	Diff	Time of Day	Lap	Lap Tm	Diff	Time of Day	Lap	Lap Tm	Diff	Time of Day
(10) Daniel KILPATRICK											
1	46.979	+3.497	15:15:47.915	1	47.750	+3.367	15:15:48.777	1			
2	44.306	+0.824	15:16:32.221	2	45.058	+0.675	15:16:33.835	2			
3	43.850	+0.368	15:17:16.071	3	44.619	+0.236	15:17:18.454	3			
4	43.753	+0.271	15:17:59.824	4	44.383		15:18:02.837	4			
5	43.764	+0.282	15:18:43.588	5	44.921	+0.538	15:18:47.758	5			
6	43.614	+0.132	15:19:27.202	6	44.655	+0.272	15:19:32.413	6			
7	43.506	+0.024	15:20:10.708	7	45.041	+0.658	15:20:17.454	7			
8	43.709	+0.227	15:20:54.417	8	44.403	+0.020	15:21:01.857	8			
9	43.482		15:21:37.899	9	44.391	+0.008	15:21:46.248	9			
10	43.603	+0.121	15:22:21.502	10	44.485	+0.102	15:22:30.733	10			
11	43.548	+0.066	15:23:05.050	11	44.445	+0.062	15:23:15.178	11			
12	43.574	+0.092	15:23:48.624	12	44.956	+0.573	15:24:00.134	12			
13	43.705	+0.223	15:24:32.329	13	44.540	+0.157	15:24:44.674	13			
14	43.795	+0.313	15:25:16.124	14	46.389	+2.006	15:25:31.063	14			
(46) Evan PURCELL											
1	46.238	+2.466	15:15:47.031	1	48.675	+2.804	15:15:49.815	1			
2	44.667	+0.895	15:16:31.698	2	46.720	+0.849	15:16:36.535	2			
3	44.371	+0.599	15:17:16.069	3	46.354	+0.483	15:17:22.889	3			
4	44.160	+0.388	15:18:00.229	4	50.694	+4.823	15:18:13.583	4			
5	44.077	+0.305	15:18:44.306	5	46.584	+0.713	15:19:00.167	5			
6	43.800	+0.028	15:19:28.106	6	46.401	+0.530	15:19:46.568	6			
7	44.055	+0.283	15:20:12.161	7	46.254	+0.383	15:20:32.822	7			
8	43.772		15:20:55.933	8	45.871		15:21:18.693	8			
9	43.812	+0.040	15:21:39.745	9	46.107	+0.236	15:22:04.800	9			
10	43.875	+0.103	15:22:23.620	10	46.009	+0.138	15:22:50.809	10			
11	43.882	+0.110	15:23:07.502	11	46.526	+0.655	15:23:37.335	11			
12	44.025	+0.253	15:23:51.527	12	46.922	+1.051	15:24:24.257	12			
13	44.119	+0.347	15:24:35.646	13	46.404	+0.533	15:25:10.661	13			
14	43.959	+0.187	15:25:19.605	14	46.167	+0.296	15:25:56.828	14			
(22) Cole McFADDEN BIGGERSTAFF											
1	48.313	+3.991	15:15:49.111	1	50.300	+4.278	15:15:51.906	1			
2	44.921	+0.599	15:16:34.032	2	47.882	+1.860	15:16:39.788	2			
3	44.610	+0.288	15:17:18.642	3	46.958	+0.936	15:17:26.746	3			
4	44.401	+0.079	15:18:03.043	4	47.384	+1.362	15:18:14.130	4			
5	45.057	+0.735	15:18:48.100	5	47.210	+1.188	15:19:01.340	5			
6	44.322		15:19:32.422	6	46.386	+0.364	15:19:47.726	6			
7	45.254	+0.932	15:20:17.676	7	46.587	+0.565	15:20:34.313	7			
8	44.341	+0.019	15:21:02.017	8	46.514	+0.492	15:21:20.827	8			
9	44.572	+0.250	15:21:46.589	9	46.022		15:22:06.849	9			
10	44.375	+0.053	15:22:30.964	10	46.225	+0.203	15:22:53.074	10			
11	44.466	+0.144	15:23:15.430	11	46.328	+0.306	15:23:39.402	11			
12	44.901	+0.579	15:24:00.331	12	46.024	+0.002	15:24:25.426	12			
13	44.416	+0.094	15:24:44.747	13	46.262	+0.240	15:25:11.688	13			
14	46.376	+2.054	15:25:31.123	14	46.319	+0.297	15:25:58.007	14			
(88) Lewis ARTHUR											
1	48.718	+3.929	15:15:49.982	1				1			
2	46.633	+1.844	15:16:36.615	2				2			
3	46.257	+1.468	15:17:22.872	3				3			
4	45.508	+0.719	15:18:08.380	4				4			
5	45.433	+0.644	15:18:53.813	5				5			
6	45.252	+0.463	15:19:39.065	6				6			
7	45.276	+0.487	15:20:24.341	7				7			
8	45.076	+0.287	15:21:09.417	8				8			
9	45.025	+0.236	15:21:54.442	9				9			
10	44.797	+0.008	15:22:39.239	10				10			
11	44.789		15:23:24.028	11				11			
12	44.963	+0.174	15:24:08.991	12				12			
13	44.903	+0.114	15:24:53.894	13				13			
14	45.025	+0.236	15:25:38.919	14				14			
(21) Jamie KIDNEY											


Clerk of the Course - Nick Clarke

Orbits

Timekeepers - David Barr & Keith Mason

Results remain provisional until conclusion of technical/judicial matters

Signed:

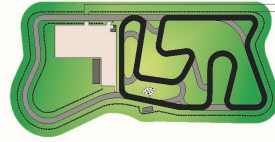


(Chief Timekeeper)

Printed: 02/07/2022 15:50:11



motor sport UK


Round 4, Ulster Kart Championships
Sorted on Laps

Honda Cadet

Nutts Corner Original Circuit 0.618 miles

Final Restart

02/07/2022 15:25

Race (4:30 and 1 Laps) started at 15:52:00

Pos	No.	Name	Laps	Total Tm	Diff	Gap	Best Tm	In Lap	2nd Best	Avg Tm
1	60	Joel MURPHY	7	5:50.339			49.408	4	49.576	50.020
2	18	Archie CONDY	7	5:50.384	0.045	0.045	49.595	7	49.606	50.046
3	19	Conan WARNOCK	7	5:51.600	1.261	1.216	49.665	6	49.728	50.159
4	29	Noah McFARLANE	7	5:51.809	1.470	0.209	49.237	6	49.544	50.177
5	54	Max COLBERT	7	5:52.129	1.790	0.320	49.026	6	49.373	50.187
6	11	Ryan ARTHUR	7	5:53.153	2.814	1.024	49.387	7	49.559	50.313
7	32	Harry McDOWELL	7	5:57.646	7.307	4.493	50.200	7	50.333	50.883
8	99	Travis BAILIE	7	5:58.135	7.796	0.489	50.303	3	50.420	50.981
9	36	Declan NOBLE	7	5:58.854	8.515	0.719	49.822	7	50.084	51.022
10	35	Harry MONTGOMERY	7	6:07.878	17.539	9.024	50.964	6	51.087	51.569
11	17	Charlie CONDY	7	6:11.784	21.445	3.906	52.745	5	52.770	53.112
12	13	Gareth WINNING	7	6:26.530	36.191	14.746	54.255	4	54.588	54.810

Announcements

Driver No.35: 5-sec penalty C2.3.4 (incorrectly positioned front fairing)

Margin of Victory	Avg. Speed	Best Lap Tm	Best Speed	Best Lap by
0.045	44.472	49.026	45.399	54 - Max COLBERT


Clerk of the Course - Nick Clarke

Orbits

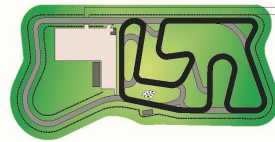
Timekeepers - David Barr & Keith Mason

Results remain provisional until conclusion of technical/judicial matters

Signed:



 Chief
Timekeeper

Round 4, Ulster Kart Championships

Honda Cadet

Nutts Corner Original Circuit 0.618 miles

Final Restart

02/07/2022 15:25

Race (4:30 and 1 Laps) started at 15:52:00

Lap	Lap Tm	Diff	Time of Day
(60) Joel MURPHY			
1	51.702	+2.294	15:52:52.896
2	50.443	+1.035	15:53:43.339
3	49.663	+0.255	15:54:33.002
4	49.408		15:55:22.410
5	49.576	+0.168	15:56:11.986
6	49.718	+0.310	15:57:01.704
7	49.632	+0.224	15:57:51.336
(18) Archie CONDY			
1	51.812	+2.217	15:52:52.867
2	49.979	+0.384	15:53:42.846
3	49.700	+0.105	15:54:32.546
4	49.606	+0.011	15:55:22.152
5	50.005	+0.410	15:56:12.157
6	49.629	+0.034	15:57:01.786
7	49.595		15:57:51.381
(19) Conan WARNOCK			
1	51.909	+2.244	15:52:53.393
2	50.263	+0.598	15:53:43.656
3	49.849	+0.184	15:54:33.505
4	49.894	+0.229	15:55:23.399
5	49.728	+0.063	15:56:13.127
6	49.665		15:57:02.792
7	49.805	+0.140	15:57:52.597
(29) Noah McFARLANE			
1	52.302	+3.065	15:52:53.866
2	50.429	+1.192	15:53:44.295
3	49.837	+0.600	15:54:34.132
4	49.544	+0.307	15:55:23.676
5	49.893	+0.656	15:56:13.569
6	49.237		15:57:02.806
7	50.000	+0.763	15:57:52.806
(54) Max COLBERT			
1	51.874	+2.848	15:52:53.690
2	51.128	+2.102	15:53:44.818
3	50.172	+1.146	15:54:34.990
4	49.547	+0.521	15:55:24.537
5	49.373	+0.347	15:56:13.910
6	49.026		15:57:02.936
7	50.190	+1.164	15:57:53.126
(11) Ryan ARTHUR			
1	52.352	+2.965	15:52:54.310
2	50.393	+1.006	15:53:44.703
3	50.350	+0.963	15:54:35.053
4	49.787	+0.400	15:55:24.840
5	50.364	+0.977	15:56:15.204
6	49.559	+0.172	15:57:04.763
7	49.387		15:57:54.150
(32) Harry McDOWELL			
1	53.131	+2.931	15:52:55.591
2	50.808	+0.608	15:53:46.399
3	50.333	+0.133	15:54:36.732
4	50.472	+0.272	15:55:27.204
5	50.427	+0.227	15:56:17.631
6	50.812	+0.612	15:57:08.443
7	50.200		15:57:58.643
(99) Travis BAILIE			
1	53.256	+2.953	15:52:55.518

Lap	Lap Tm	Diff	Time of Day
2	50.815	+0.512	15:53:46.333
3	50.303		15:54:36.636
4	50.507	+0.204	15:55:27.143
5	50.420	+0.117	15:56:17.563
6	51.147	+0.844	15:57:08.710
7	50.422	+0.119	15:57:59.132
(36) Declan NOBLE			
1	53.225	+3.403	15:52:55.921
2	52.580	+2.758	15:53:48.501
3	50.370	+0.548	15:54:38.871
4	50.685	+0.863	15:55:29.556
5	50.389	+0.567	15:56:19.945
6	50.084	+0.262	15:57:10.029
7	49.822		15:57:59.851
(35) Harry MONTGOMERY			
1	52.970	+2.006	15:52:55.857
2	51.769	+0.805	15:53:47.626
3	51.087	+0.123	15:54:38.713
4	51.227	+0.263	15:55:29.940
5	51.526	+0.562	15:56:21.466
6	50.964		15:57:12.430
7	51.445	+0.481	15:58:03.875
(17) Charlie CONDY			
1	54.582	+1.837	15:52:55.579
2	52.849	+0.104	15:53:48.428
3	52.770	+0.025	15:54:41.198
4	53.116	+0.371	15:55:34.314
5	52.745		15:56:27.059
6	52.867	+0.122	15:57:19.926
7	52.855	+0.110	15:58:12.781
(13) Gareth WINNING			
1	54.612	+0.357	15:52:58.463
2	54.723	+0.468	15:53:53.186
3	54.769	+0.514	15:54:47.955
4	54.255		15:55:42.210
5	54.588	+0.333	15:56:36.798
6	55.436	+1.181	15:57:32.234
7	55.293	+1.038	15:58:27.527

Lap	Lap Tm	Diff	Time of Day
(60) Joel MURPHY			
1	51.702	+2.294	15:52:52.896
2	50.443	+1.035	15:53:43.339
3	49.663	+0.255	15:54:33.002
4	49.408		15:55:22.410
5	49.576	+0.168	15:56:11.986
6	49.718	+0.310	15:57:01.704
7	49.632	+0.224	15:57:51.336
(18) Archie CONDY			
1	51.812	+2.217	15:52:52.867
2	49.979	+0.384	15:53:42.846
3	49.700	+0.105	15:54:32.546
4	49.606	+0.011	15:55:22.152
5	50.005	+0.410	15:56:12.157
6	49.629	+0.034	15:57:01.786
7	49.595		15:57:51.381
(19) Conan WARNOCK			
1	51.909	+2.244	15:52:53.393
2	50.263	+0.598	15:53:43.656
3	49.849	+0.184	15:54:33.505
4	49.894	+0.229	15:55:23.399
5	49.728	+0.063	15:56:13.127
6	49.665		15:57:02.792
7	49.805	+0.140	15:57:52.597
(29) Noah McFARLANE			
1	52.302	+3.065	15:52:53.866
2	50.429	+1.192	15:53:44.295
3	49.837	+0.600	15:54:34.132
4	49.544	+0.307	15:55:23.676
5	49.893	+0.656	15:56:13.569
6	49.237		15:57:02.806
7	50.000	+0.763	15:57:52.806
(54) Max COLBERT			
1	51.874	+2.848	15:52:53.690
2	51.128	+2.102	15:53:44.818
3	50.172	+1.146	15:54:34.990
4	49.547	+0.521	15:55:24.537
5	49.373	+0.347	15:56:13.910
6	49.026		15:57:02.936
7	50.190	+1.164	15:57:53.126
(11) Ryan ARTHUR			
1	52.352	+2.965	15:52:54.310
2	50.393	+1.006	15:53:44.703
3	50.350	+0.963	15:54:35.053
4	49.787	+0.400	15:55:24.840
5	50.364	+0.977	15:56:15.204
6	49.559	+0.172	15:57:04.763
7	49.387		15:57:54.150
(32) Harry McDOWELL			
1	53.131	+2.931	15:52:55.591
2	50.808	+0.608	15:53:46.399
3	50.333	+0.133	15:54:36.732
4	50.472	+0.272	15:55:27.204
5	50.427	+0.227	15:56:17.631
6	50.812	+0.612	15:57:08.443
7	50.200		15:57:58.643
(99) Travis BAILIE			
1	53.256	+2.953	15:52:55.518

Clerk of the Course - Nick Clarke

Orbits

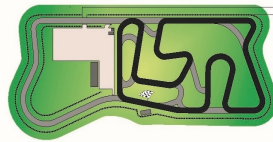
Timekeepers - David Barr & Keith Mason

Results remain provisional until conclusion of technical/judicial matters

Signed:  (Chief Timekeeper)

Printed: 02/07/2022 16:01:15





Round 4, Ulster Kart Championships

Sorted on Laps

Bambino

Nutts Corner Original Circuit 0.618 miles

Final

02/07/2022 15:40

Race (6:00 and 1 Laps) started at 15:39:42

Pos	No.	Name	Laps	Total Tm	Diff	Gap	Best Tm	In Lap	2nd Best	Avg Tm
1	33	Lewis HAZLETT	7	7:17.856			1:00.236	6	1:00.554	1:02.231
2	75	Callum McVEIGH	7	7:31.695	13.839	13.839	1:02.050	5	1:02.215	1:04.114
3	36	Ethan ROBINSON	7	7:31.780	13.924	0.085	1:00.946	6	1:01.316	1:04.227
4	47	Myles PURCELL	5	5:51.814	2 Laps	2 Laps	1:05.288	3	1:06.104	1:09.848

Margin of Victory	Avg. Speed	Best Lap Tm	Best Speed	Best Lap by
13.839	35.583	1:00.236	36.950	33 - Lewis HAZLETT


Clerk of the Course - Nick Clarke

Orbits

Timekeepers - David Barr & Keith Mason

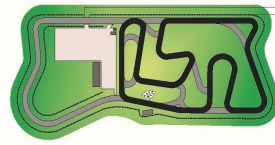
Results remain provisional until conclusion of technical/judicial matters

Signed:



Chief
Timekeeper





Round 4, Ulster Kart Championships

Bambino

Nutts Corner Original Circuit 0.618 miles

Final

02/07/2022 15:40

Race (6:00 and 1 Laps) started at 15:39:42

Lap	Lap Tm	Diff	Time of Day	Lap	Lap Tm	Diff	Time of Day	Lap	Lap Tm	Diff	Time of Day
(33) Lewis HAZLETT											
1	1:09.177	+8.941	15:40:53.868								
2	1:02.727	+2.491	15:41:56.595								
3	1:01.578	+1.342	15:42:58.173								
4	1:00.779	+0.543	15:43:58.952								
5	1:00.569	+0.333	15:44:59.521								
6	1:00.236		15:45:59.757								
7	1:00.554	+0.318	15:47:00.311								
(75) Callum McVEIGH											
1	1:11.264	+9.214	15:40:56.612								
2	1:04.766	+2.716	15:42:01.378								
3	1:03.008	+0.958	15:43:04.386								
4	1:02.587	+0.537	15:44:06.973								
5	1:02.050		15:45:09.023								
6	1:02.215	+0.165	15:46:11.238								
7	1:02.912	+0.862	15:47:14.150								
(36) Ethan ROBINSON											
1	1:17.594	+16.648	15:41:02.234								
2	1:03.563	+2.617	15:42:05.797								
3	1:02.448	+1.502	15:43:08.245								
4	1:01.819	+0.873	15:44:10.064								
5	1:01.316	+0.370	15:45:11.380								
6	1:00.946		15:46:12.326								
7	1:01.909	+0.963	15:47:14.235								
(47) Myles PURCELL											
1	1:22.989	+17.701	15:41:08.017								
2	1:07.711	+2.423	15:42:15.728								
3	1:05.288		15:43:21.016								
4	1:06.104	+0.816	15:44:27.120								
5	1:07.149	+1.861	15:45:34.269								


Clerk of the Course - Nick Clarke

Orbits

Timekeepers - David Barr & Keith Mason

Results remain provisional until conclusion of technical/judicial matters

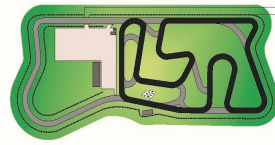
Signed:



(Chief Timekeeper)

Printed: 02/07/2022 15:49:07





Round 4, Ulster Kart Championships

Sorted on Laps

Junior Max

Nutts Corner Original Circuit 0.618 miles

Final

02/07/2022 15:50

Race (9:00 and 1 Laps) started at 15:59:45

Pos	No.	Name	Laps	Total Tm	Diff	Gap	Best Tm	In Lap	2nd Best	Avg Tm
1	33	Joseph McMAHON	14	9:55.575			42.271	6	42.312	42.541
2	34	Peter GILLILAND	14	9:57.388	1.813	1.813	42.376	8	42.399	42.665
3	46	Bobby Joe McFALL	14	9:58.672	3.097	1.284	42.431	9	42.439	42.756
4	15	James ROBINSON	14	9:59.449	3.874	0.777	42.294	4	42.383	42.805
5	36	Joe GARDINER	14	9:59.843	4.268	0.394	42.388	7	42.418	42.828
6	20	Jack MURTAGH	14	10:00.254	4.679	0.411	42.401	7	42.488	42.855
7	14	Carter KELLY	14	10:04.119	8.544	3.865	42.374	13	42.398	42.782
8	11	James GREER	14	10:13.294	17.719	9.175	43.056	3	43.131	43.778

Announcements

Driver No.14: 5-sec penalty C2.3.2 (gaining an unfair advantage)

Margin of Victory	Avg. Speed	Best Lap Tm	Best Speed	Best Lap by
1.813	52.320	42.271	52.654	33 - Joseph McMAHON


Clerk of the Course - Nick Clarke

Orbits

Timekeepers - David Barr & Keith Mason

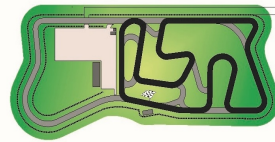
Results remain provisional until conclusion of technical/judicial matters

Signed:



Chief
Timekeeper





Round 4, Ulster Kart Championships

Junior Max

Nutts Corner Original Circuit 0.618 miles

Final

02/07/2022 15:50

Race (9:00 and 1 Laps) started at 15:59:45

Lap	Lap Tm	Diff	Time of Day	Lap	Lap Tm	Diff	Time of Day	Lap	Lap Tm	Diff	Time of Day
(33) Joseph McMAHON											
1	44.197	+1.926	16:00:30.061	1	45.723	+3.335	16:00:31.826	1			
2	42.667	+0.396	16:01:12.728	2	42.703	+0.315	16:01:14.529	2			
3	42.490	+0.219	16:01:55.218	3	42.972	+0.584	16:01:57.501	3			
4	42.312	+0.041	16:02:37.530	4	42.551	+0.163	16:02:40.052	4			
5	42.421	+0.150	16:03:19.951	5	42.433	+0.045	16:03:22.485	5			
6	42.271		16:04:02.222	6	42.564	+0.176	16:04:05.049	6			
7	42.353	+0.082	16:04:44.575	7	42.388		16:04:47.437	7			
8	42.381	+0.110	16:05:26.956	8	42.602	+0.214	16:05:30.039	8			
9	42.445	+0.174	16:06:09.401	9	42.489	+0.101	16:06:12.528	9			
10	42.407	+0.136	16:06:51.808	10	42.472	+0.084	16:06:55.000	10			
11	42.329	+0.058	16:07:34.137	11	42.418	+0.030	16:07:37.418	11			
12	42.490	+0.219	16:08:16.627	12	42.490	+0.102	16:08:19.908	12			
13	42.391	+0.120	16:08:59.018	13	42.482	+0.094	16:09:02.390	13			
14	42.421	+0.150	16:09:41.439	14	43.317	+0.929	16:09:45.707	14			
(20) Jack MURTAGH											
1	44.281	+1.905	16:00:30.217	1	45.275	+2.874	16:00:31.413	1			
2	42.680	+0.304	16:01:12.897	2	42.766	+0.365	16:01:14.179	2			
3	42.537	+0.161	16:01:55.434	3	43.476	+1.075	16:01:57.655	3			
4	42.489	+0.113	16:02:37.923	4	42.488	+0.087	16:02:40.143	4			
5	42.714	+0.338	16:03:20.637	5	42.610	+0.209	16:03:22.753	5			
6	42.927	+0.551	16:04:03.564	6	42.523	+0.122	16:04:05.276	6			
7	42.517	+0.141	16:04:46.081	7	42.401		16:04:47.677	7			
8	42.376		16:05:28.457	8	42.504	+0.103	16:05:30.181	8			
9	42.658	+0.282	16:06:11.115	9	42.650	+0.249	16:06:12.831	9			
10	42.506	+0.130	16:06:53.621	10	42.665	+0.264	16:06:55.496	10			
11	42.407	+0.031	16:07:36.028	11	42.667	+0.266	16:07:38.163	11			
12	42.416	+0.040	16:08:18.444	12	42.520	+0.119	16:08:20.683	12			
13	42.409	+0.033	16:09:00.853	13	42.720	+0.319	16:09:03.403	13			
14	42.399	+0.023	16:09:43.252	14	42.715	+0.314	16:09:46.118	14			
(14) Carter KELLY											
1	44.336	+1.905	16:00:30.275	1	44.929	+2.555	16:00:30.952	1			
2	42.880	+0.449	16:01:13.155	2	42.788	+0.414	16:01:13.740	2			
3	42.489	+0.058	16:01:55.644	3	42.671	+0.297	16:01:56.411	3			
4	42.496	+0.065	16:02:38.140	4	42.629	+0.255	16:02:39.040	4			
5	42.557	+0.126	16:03:20.697	5	42.494	+0.120	16:03:21.534	5			
6	43.177	+0.746	16:04:03.874	6	43.033	+0.659	16:04:04.567	6			
7	42.439	+0.008	16:04:46.313	7	42.556	+0.182	16:04:47.123	7			
8	42.614	+0.183	16:05:28.927	8	42.573	+0.199	16:05:29.696	8			
9	42.431		16:06:11.358	9	42.398	+0.024	16:06:12.094	9			
10	42.616	+0.185	16:06:53.974	10	42.510	+0.136	16:06:54.604	10			
11	42.496	+0.065	16:07:36.470	11	42.551	+0.177	16:07:37.155	11			
12	42.448	+0.017	16:08:18.918	12	42.474	+0.100	16:08:19.629	12			
13	42.554	+0.123	16:09:01.472	13	42.374		16:09:02.003	13			
14	43.064	+0.633	16:09:44.536	14	42.980	+0.606	16:09:44.983	14			
(15) James ROBINSON											
1	44.638	+2.344	16:00:30.676	1	45.922	+2.866	16:00:32.184	1			
2	42.867	+0.573	16:01:13.543	2	43.131	+0.075	16:01:15.315	2			
3	42.461	+0.167	16:01:56.004	3	43.056		16:01:58.371	3			
4	42.294		16:02:38.298	4	43.545	+0.489	16:02:41.916	4			
5	42.488	+0.194	16:03:20.786	5	43.223	+0.167	16:03:25.139	5			
6	43.454	+1.160	16:04:04.240	6	43.508	+0.452	16:04:08.647	6			
7	42.517	+0.223	16:04:46.757	7	43.825	+0.769	16:04:52.472	7			
8	42.430	+0.136	16:05:29.187	8	43.761	+0.705	16:05:36.233	8			
9	42.438	+0.144	16:06:11.625	9	43.775	+0.719	16:06:20.008	9			
10	42.647	+0.353	16:06:54.272	10	43.744	+0.688	16:07:03.752	10			
11	42.383	+0.089	16:07:36.655	11	43.543	+0.487	16:07:47.295	11			
12	42.460	+0.166	16:08:19.115	12	44.268	+1.212	16:08:31.563	12			
13	42.434	+0.140	16:09:01.549	13	43.924	+0.868	16:09:15.487	13			
14	43.764	+1.470	16:09:45.313	14	43.671	+0.615	16:09:59.158	14			
(36) Joe GARDINER											

Clerk of the Course - Nick Clarke

Orbits

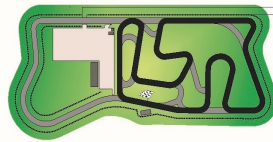
Timekeepers - David Barr & Keith Mason

Results remain provisional until conclusion of technical/judicial matters

Signed:  (Chief Timekeeper)

Printed: 02/07/2022 16:25:25





Round 4, Ulster Kart Championships

Sorted on Laps

Time Cadet

Nutts Corner Original Circuit 0.618 miles

Final

02/07/2022 16:05

Race (9:00 and 1 Laps) started at 16:11:36

Pos	No.	Name	Laps	Total Tm	Diff	Gap	Best Tm	In Lap	2nd Best	Avg Tm
1	31	Jason PARK	13	10:32.837			48.315	11	48.436	48.679
2	94	James LOGAN	13	10:33.021	0.184	0.184	48.316	11	48.401	48.687
3	27	Brogan McDONALD	13	10:40.641	7.804	7.620	48.864	8	48.912	49.266
4	93	Johnston STEWART	13	10:40.731	7.894	0.090	48.953	3	48.975	49.273
5	49	Tony CALVIN	13	10:56.479	23.642	15.748	49.797	3	50.166	50.470
6	193	Andie STEWART	13	10:57.077	24.240	0.598	49.734	2	49.931	50.522

Margin of Victory	Avg. Speed	Best Lap Tm	Best Speed	Best Lap by
0.184	45.722	48.315	46.067	31 - Jason PARK


Clerk of the Course - Nick Clarke

Orbits

Timekeepers - David Barr & Keith Mason

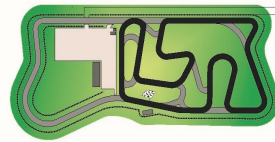
Results remain provisional until conclusion of technical/judicial matters

Signed:



Chief
Timekeeper





Round 4, Ulster Kart Championships

1ame Cadet

Nutts Corner Original Circuit 0.618 miles

Final

02/07/2022 16:05

Race (9:00 and 1 Laps) started at 16:11:36

Lap	Lap Tm	Diff	Time of Day	Lap	Lap Tm	Diff	Time of Day	Lap	Lap Tm	Diff	Time of Day				
(31) Jason PARK															
1	49.318	+1.003	16:12:25.388	5	50.462	+0.665	16:15:48.286								
2	48.844	+0.529	16:13:14.232	6	50.524	+0.727	16:16:38.810								
3	48.755	+0.440	16:14:02.987	7	50.458	+0.661	16:17:29.268								
4	48.502	+0.187	16:14:51.489	8	50.664	+0.867	16:18:19.932								
5	48.546	+0.231	16:15:40.035	9	50.166	+0.369	16:19:10.098								
6	48.594	+0.279	16:16:28.629	10	50.421	+0.624	16:20:00.519								
7	48.552	+0.237	16:17:17.181	11	50.590	+0.793	16:20:51.109								
8	48.779	+0.464	16:18:05.960	12	50.956	+1.159	16:21:42.065								
9	48.635	+0.320	16:18:54.595	13	50.484	+0.687	16:22:32.549								
10	48.998	+0.683	16:19:43.593	(193) Andie STEWART											
11	48.315		16:20:31.908	1	51.716	+1.982	16:12:28.076								
12	48.436	+0.121	16:21:20.344	2	49.734		16:13:17.810								
13	48.563	+0.248	16:22:08.907	3	49.931	+0.197	16:14:07.741								
(94) James LOGAN															
1	49.729	+1.413	16:12:25.887	4	50.241	+0.507	16:14:57.982								
2	48.514	+0.198	16:13:14.401	5	50.448	+0.714	16:15:48.430								
3	48.880	+0.564	16:14:03.281	6	50.695	+0.961	16:16:39.125								
4	48.605	+0.289	16:14:51.886	7	50.540	+0.806	16:17:29.665								
5	48.666	+0.350	16:15:40.552	8	50.354	+0.620	16:18:20.019								
6	48.758	+0.442	16:16:29.310	9	50.253	+0.519	16:19:10.272								
7	48.422	+0.106	16:17:17.732	10	50.411	+0.677	16:20:00.683								
8	48.517	+0.201	16:18:06.249	11	50.669	+0.935	16:20:51.352								
9	48.551	+0.235	16:18:54.800	12	51.277	+1.543	16:21:42.629								
10	48.860	+0.544	16:19:43.660	13	50.518	+0.784	16:22:33.147								
11	48.316		16:20:31.976	(27) Brogan McDONALD											
12	48.714	+0.398	16:21:20.690	1	50.299	+1.435	16:12:26.550								
13	48.401	+0.085	16:22:09.091	2	49.100	+0.236	16:13:15.650								
(93) Johnston STEWART															
1	50.231	+1.278	16:12:26.477	3	48.997	+0.133	16:14:04.647								
2	49.068	+0.115	16:13:15.545	4	49.278	+0.414	16:14:53.925								
3	48.953		16:14:04.498	5	49.079	+0.215	16:15:43.004								
4	49.326	+0.373	16:14:53.824	6	49.313	+0.449	16:16:32.317								
5	48.984	+0.031	16:15:42.808	7	49.122	+0.258	16:17:21.439								
6	49.462	+0.509	16:16:32.270	8	48.864		16:18:10.303								
7	48.986	+0.033	16:17:21.256	9	49.704	+0.840	16:19:00.007								
8	48.975	+0.022	16:18:10.231	10	49.460	+0.596	16:19:49.467								
9	49.914	+0.961	16:19:00.145	11	49.106	+0.242	16:20:38.573								
10	49.414	+0.461	16:19:49.559	12	48.912	+0.048	16:21:27.485								
11	49.093	+0.140	16:20:38.652	13	49.226	+0.362	16:22:16.711								
12	49.027	+0.074	16:21:27.679	(49) Tony CALVIN											
13	49.122	+0.169	16:22:16.801	1	50.732	+0.935	16:12:27.160								
(49) Tony CALVIN															
1	50.732	+0.935	16:12:27.160	2	50.571	+0.774	16:13:17.731								
2	50.571	+0.774	16:13:17.731	3	49.797		16:14:07.528								
3	49.797		16:14:07.528	4	50.296	+0.499	16:14:57.824								
4	50.296	+0.499	16:14:57.824												

Clerk of the Course - Nick Clarke

Orbits

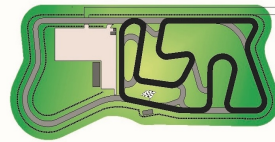
Timekeepers - David Barr & Keith Mason

Results remain provisional until conclusion of technical/judicial matters

Signed:  (Chief Timekeeper)

Printed: 02/07/2022 16:28:03




Round 4, Ulster Kart Championships
Sorted on Laps

Senior Max/Senior 177

Nutts Corner Original Circuit 0.618 miles

Final

02/07/2022 16:35

Race (9:00 and 1 Laps) started at 16:24:24

Pos	No.	Name	Laps	Total Tm	Diff	Gap	Best Tm	In Lap	2nd Best	Avg Tm
Senior Max										
1	32	Gary BLAIR	14	9:42.413			41.241	5	41.341	41.600
2	35	James GILLILAND	14	9:42.664	0.251	0.251	41.313	3	41.324	41.618
3	26	Daniel CONLON	14	9:43.041	0.628	0.377	41.161	5	41.210	41.633
4	36	Neville BELL	14	9:49.946	7.533	6.905	41.504	3	41.571	42.133
5	43	Ben McFALL	14	9:51.596	9.183	1.650	41.311	7	41.388	41.890
6	11	Philip MAGUIRE	14	9:56.707	14.294	5.111	41.913	4	41.998	42.593
7	12	Johnny CLYDE	13	9:15.310	1 Lap	1 Lap	42.257	5	42.330	42.709
8	20	Zak LECKEY	13	9:16.119	1 Lap	0.809	41.378	7	41.474	42.731
9	NW	Simon ALLEN	5	3:52.472	9 Laps	8 Laps	42.612	3	42.709	46.417

Not classified

DNS 68 Clifford WYLIE DNS 0

Senior Max 177

1	69	Richard MALCOLMSON	14	10:06.625			42.673	4	42.754	43.073
2	55	Brian CHERRY	14	10:07.653	1.028	1.028	42.648	4	42.741	43.144
3	28	Marc VASEY	14	10:09.781	3.156	2.128	42.982	3	43.055	43.289
4	77	Samuel ALLEN	8	5:48.461	6 Laps	6 Laps	42.624	3	42.743	43.100

Announcements

Driver No.43: 5-sec penalty C2.3.4 (incorrectly positioned front fairing)

Margin of Victory	Avg. Speed	Best Lap Tm	Best Speed	Best Lap by
0.251	53.502	41.161	54.074	26 - Daniel CONLON


Clerk of the Course - Nick Clarke

Orbits

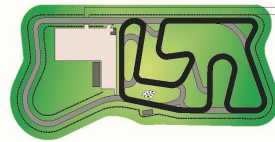
Timekeepers - David Barr & Keith Mason

Results remain provisional until conclusion of technical/judicial matters

Signed:



 Chief
 Timekeeper

Round 4, Ulster Kart Championships

Senior Max/Senior 177

Nutts Corner Original Circuit 0.618 miles

Final

02/07/2022 16:35

Race (9:00 and 1 Laps) started at 16:24:24

Lap	Lap Tm	Diff	Time of Day	Lap	Lap Tm	Diff	Time of Day	Lap	Lap Tm	Diff	Time of Day
(32) Gary BLAIR				1	43.245	+1.934	16:25:07.619	3	42.982		16:26:39.109
1	42.822	+1.581	16:25:07.070	2	42.137	+0.826	16:25:49.756	4	43.104	+0.122	16:27:22.213
2	41.544	+0.303	16:25:48.614	3	41.896	+0.585	16:26:31.652	5	43.354	+0.372	16:28:05.567
3	41.454	+0.213	16:26:30.068	4	43.643	+2.332	16:27:15.295	6	43.241	+0.259	16:28:48.808
4	41.370	+0.129	16:27:11.438	5	41.873	+0.562	16:27:57.168	7	43.079	+0.097	16:29:31.887
5	41.241		16:27:52.679	6	41.978	+0.667	16:28:39.146	8	43.202	+0.220	16:30:15.089
6	41.387	+0.146	16:28:34.066	7	41.311		16:29:20.457	9	43.055	+0.073	16:30:58.144
7	41.341	+0.100	16:29:15.407	8	41.501	+0.190	16:30:01.958	10	43.072	+0.090	16:31:41.216
8	41.579	+0.338	16:29:56.986	9	41.388	+0.077	16:30:43.346	11	43.224	+0.242	16:32:24.440
9	41.576	+0.335	16:30:38.562	10	41.456	+0.145	16:31:24.802	12	43.180	+0.198	16:33:07.620
10	41.550	+0.309	16:31:20.112	11	41.525	+0.214	16:32:06.327	13	43.105	+0.123	16:33:50.725
11	41.528	+0.287	16:32:01.640	12	41.452	+0.141	16:32:47.779	14	43.295	+0.313	16:34:34.020
12	41.658	+0.417	16:32:43.298	13	41.425	+0.114	16:33:29.204				
13	41.616	+0.375	16:33:24.914	14	41.631	+0.320	16:34:10.835	(12) Johnny CLYDE			
14	41.738	+0.497	16:34:06.652					1	44.230	+1.973	16:25:08.550
(35) James GILLILAND				(11) Philip MAGUIRE				2	42.804	+0.547	16:25:51.354
1	42.809	+1.496	16:25:07.048	1	45.800	+3.887	16:25:10.443	3	42.517	+0.260	16:26:33.871
2	41.927	+0.614	16:25:48.975	2	42.447	+0.534	16:25:52.890	4	42.577	+0.320	16:27:16.448
3	41.313		16:26:30.288	3	41.998	+0.085	16:26:34.888	5	42.257		16:27:58.705
4	41.390	+0.077	16:27:11.678	4	41.913		16:27:16.801	6	42.596	+0.339	16:28:41.301
5	41.344	+0.031	16:27:53.022	5	42.033	+0.120	16:27:58.834	7	42.333	+0.076	16:29:23.634
6	41.324	+0.011	16:28:34.346	6	42.683	+0.770	16:28:41.517	8	43.142	+0.885	16:30:06.776
7	41.504	+0.191	16:29:15.850	7	42.191	+0.278	16:29:23.708	9	42.396	+0.139	16:30:49.172
8	41.439	+0.126	16:29:57.289	8	42.641	+0.728	16:30:06.349	10	42.330	+0.073	16:31:31.502
9	41.490	+0.177	16:30:38.779	9	42.248	+0.335	16:30:48.597	11	42.618	+0.361	16:32:14.120
10	41.585	+0.272	16:31:20.364	10	42.406	+0.493	16:31:31.003	12	42.643	+0.386	16:32:56.763
11	41.568	+0.255	16:32:01.932	11	42.674	+0.761	16:32:13.677	13	42.786	+0.529	16:33:39.549
12	41.643	+0.330	16:32:43.575	12	42.464	+0.551	16:32:56.141				
13	41.600	+0.287	16:33:25.175	13	42.513	+0.600	16:33:38.654	(20) Zak LECKEY			
14	41.728	+0.415	16:34:06.903	14	42.292	+0.379	16:34:20.946	1	43.957	+2.579	16:25:08.807
(26) Daniel CONLON				(69) Richard MALCOLMSON				2	42.137	+0.759	16:25:50.944
1	44.157	+2.996	16:25:08.571	1	43.791	+1.118	16:25:11.622	3	41.538	+0.160	16:26:32.482
2	41.252	+0.091	16:25:49.823	2	43.005	+0.332	16:25:54.627	4	42.705	+1.327	16:27:15.187
3	41.339	+0.178	16:26:31.162	3	42.754	+0.081	16:26:37.381	5	41.746	+0.368	16:27:56.933
4	41.312	+0.151	16:27:12.474	4	42.673		16:27:20.054	6	42.486	+1.108	16:28:39.419
5	41.161		16:27:53.635	5	43.594	+0.921	16:28:03.648	7	41.378		16:29:20.797
6	41.210	+0.049	16:28:34.845	6	42.825	+0.152	16:28:46.473	8	41.474	+0.096	16:30:02.271
7	41.347	+0.186	16:29:16.192	7	42.961	+0.288	16:29:29.434	9	41.841	+0.463	16:30:44.112
8	41.399	+0.238	16:29:57.591	8	43.473	+0.800	16:30:12.907	10	42.150	+0.772	16:31:26.262
9	41.481	+0.320	16:30:39.072	9	43.658	+0.985	16:30:56.565	11	43.801	+2.423	16:32:10.063
10	41.533	+0.372	16:31:20.605	10	42.794	+0.121	16:31:39.359	12	44.290	+2.912	16:32:54.353
11	41.632	+0.471	16:32:02.237	11	42.875	+0.202	16:32:22.234	13	46.005	+4.627	16:33:40.358
12	41.602	+0.441	16:32:43.839	12	42.918	+0.245	16:33:05.152				
13	41.660	+0.499	16:33:25.499	13	42.924	+0.251	16:33:48.076	(77) Samuel ALLEN			
14	41.781	+0.620	16:34:07.280	14	42.788	+0.115	16:34:30.864	1	44.002	+1.378	16:25:11.896
(36) Neville BELL				(55) Brian CHERRY				2	43.006	+0.382	16:25:54.902
1	43.155	+1.651	16:25:07.470	1	44.340	+1.692	16:25:12.205	3	42.624		16:26:37.526
2	42.118	+0.614	16:25:49.588	2	43.356	+0.708	16:25:55.561	4	42.758	+0.134	16:27:20.284
3	41.504		16:26:31.092	3	42.741	+0.093	16:26:38.302	5	43.254	+0.630	16:28:03.538
4	44.004	+2.500	16:27:15.096	4	42.648		16:27:20.950	6	42.743	+0.119	16:28:46.281
5	41.677	+0.173	16:27:56.773	5	43.009	+0.361	16:28:03.959	7	43.066	+0.442	16:29:29.347
6	41.836	+0.332	16:28:38.609	6	42.821	+0.173	16:28:46.780	8	43.353	+0.729	16:30:12.700
7	41.571	+0.067	16:29:20.180	7	42.835	+0.187	16:29:29.615				
8	41.729	+0.225	16:30:01.909	8	43.361	+0.713	16:30:12.976	(NW) Simon ALLEN			
9	42.120	+0.616	16:30:44.029	9	43.968	+1.320	16:30:56.944	1	45.501	+2.889	16:25:10.123
10	41.882	+0.378	16:31:25.911	10	42.843	+0.195	16:31:39.787	2	42.709	+0.097	16:25:52.832
11	41.875	+0.371	16:32:07.786	11	42.942	+0.294	16:32:22.729	3	42.612		16:26:35.444
12	41.988	+0.484	16:32:49.774	12	42.887	+0.239	16:33:05.616	4	43.586	+0.974	16:27:19.030
13	42.168	+0.664	16:33:31.942	13	42.923	+0.275	16:33:48.539	5	57.681	+15.069	16:28:16.711
14	42.243	+0.739	16:34:14.185	14	43.353	+0.705	16:34:31.892				
(43) Ben McFALL				(28) Marc VASEY				1	44.628	+1.646	16:25:12.597
				1	44.628	+1.646	16:25:12.597	2	43.530	+0.548	16:25:56.127
				2	43.530	+0.548	16:25:56.127				


Clerk of the Course - Nick Clarke

Orbits

Timekeepers - David Barr & Keith Mason

Results remain provisional until conclusion of technical/judicial matters

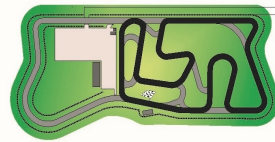
Signed:



(Chief Timekeeper)

Printed: 02/07/2022 16:42:55




Round 4, Ulster Kart Championships (SK)
Sorted on Laps

125cc Superkarts

Nutts Corner (SK) 0.784 miles

Race 4

02/07/2022 15:20

Race (6:00 and 1 Laps) started at 16:41:03

Pos	No.	Name	Laps	Total Tm	Diff	Gap	Best Tm	In Lap	2nd Best	Avg Tm
1	55	Ross WITHEROW	11	6:51.012			36.858	8	36.874	37.364
2	IGP	Ian WALSH	11	6:51.429	0.417	0.417	36.816	9	36.819	37.402
3	17	Scott GREENAWAY	11	7:08.338	17.326	16.909	38.439	2	38.489	38.903
4	89	Keith HEMSLEY	11	7:09.010	17.998	0.672	38.586	3	38.739	38.974
5	51	Geoffrey SIMMS	11	7:10.598	19.586	1.588	38.450	3	38.633	39.089
6	25	Noel LINDSAY	11	7:10.767	19.755	0.169	38.314	3	38.341	39.120

Margin of Victory	Avg. Speed	Best Lap Tm	Best Speed	Best Lap by
0.417	75.536	36.816	76.662	IGP - Ian WALSH


Clerk of the Course - Nick Clarke

Orbits

Timekeepers - David Barr & Keith Mason

Results remain provisional until conclusion of technical/judicial matters

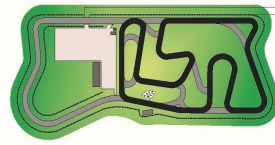
Signed:



 Chief
 Timekeeper

Printed: 02/07/2022 16:51:12





Round 4, Ulster Kart Championships (SK)

125cc Superkarts

Nutts Corner (SK) 0.784 miles

Race 4

02/07/2022 15:20

Race (6:00 and 1 Laps) started at 16:41:03

Lap	Lap Tm	Diff	Time of Day
(55) Ross WITHEROW			
1	39.466	+2.608	16:41:42.691
2	37.313	+0.455	16:42:20.004
3	37.435	+0.577	16:42:57.439
4	37.321	+0.463	16:43:34.760
5	37.331	+0.473	16:44:12.091
6	37.229	+0.371	16:44:49.320
7	37.186	+0.328	16:45:26.506
8	36.858		16:46:03.364
9	36.874	+0.016	16:46:40.238
10	36.984	+0.126	16:47:17.222
11	37.010	+0.152	16:47:54.232

Lap	Lap Tm	Diff	Time of Day
(IGP) Ian WALSH			
1	39.550	+2.734	16:41:42.770
2	37.309	+0.493	16:42:20.079
3	37.547	+0.731	16:42:57.626
4	37.181	+0.365	16:43:34.807
5	37.334	+0.518	16:44:12.141
6	37.277	+0.461	16:44:49.418
7	37.208	+0.392	16:45:26.626
8	36.819	+0.003	16:46:03.445
9	36.816		16:46:40.261
10	37.026	+0.210	16:47:17.287
11	37.362	+0.546	16:47:54.649

Lap	Lap Tm	Diff	Time of Day
(17) Scott GREENAWAY			
1	41.248	+2.809	16:41:44.870
2	38.439		16:42:23.309
3	38.519	+0.080	16:43:01.828
4	38.935	+0.496	16:43:40.763
5	38.693	+0.254	16:44:19.456
6	38.923	+0.484	16:44:58.379
7	38.827	+0.388	16:45:37.206
8	38.553	+0.114	16:46:15.759
9	38.723	+0.284	16:46:54.482
10	38.587	+0.148	16:47:33.069
11	38.489	+0.050	16:48:11.558

Lap	Lap Tm	Diff	Time of Day
(89) Keith HEMSLEY			
1	40.602	+2.016	16:41:44.113
2	38.907	+0.321	16:42:23.020
3	38.586		16:43:01.606
4	38.814	+0.228	16:43:40.420
5	38.790	+0.204	16:44:19.210
6	38.739	+0.153	16:44:57.949
7	38.755	+0.169	16:45:36.704
8	38.855	+0.269	16:46:15.559
9	39.068	+0.482	16:46:54.627
10	38.788	+0.202	16:47:33.415
11	38.815	+0.229	16:48:12.230

Lap	Lap Tm	Diff	Time of Day
(51) Geoffrey SIMMS			
1	41.502	+3.052	16:41:45.333
2	38.945	+0.495	16:42:24.278
3	38.450		16:43:02.728
4	38.633	+0.183	16:43:41.361
5	38.656	+0.206	16:44:20.017
6	38.681	+0.231	16:44:58.698
7	39.339	+0.889	16:45:38.037
8	38.654	+0.204	16:46:16.691
9	39.289	+0.839	16:46:55.980
10	38.841	+0.391	16:47:34.821
11	38.997	+0.547	16:48:13.818

Lap	Lap Tm	Diff	Time of Day
(25) Noel LINDSAY			
1	41.430	+3.116	16:41:45.096
2	38.653	+0.339	16:42:23.749
3	38.314		16:43:02.063
4	38.769	+0.455	16:43:40.832
5	39.099	+0.785	16:44:19.931
6	38.586	+0.272	16:44:58.517
7	40.046	+1.732	16:45:38.563
8	38.341	+0.027	16:46:16.904
9	39.459	+1.145	16:46:56.363
10	38.949	+0.635	16:47:35.312
11	38.675	+0.361	16:48:13.987

Lap	Lap Tm	Diff	Time of Day
-----	--------	------	-------------


Clerk of the Course - Nick Clarke

Orbits

Timekeepers - David Barr & Keith Mason

Results remain provisional until conclusion of technical/judicial matters

Signed:



(Chief Timekeeper)

Printed: 02/07/2022 16:51:48



motor
sport
UK