



# R.H.Wright Timing

## 500MRCI Summer Race Meeting

Sorted on best lap time

Ford Fiesta,BMW Mini,Mazda MX5

Kirkistown 500 MRCI 1.512 miles

Qualifying (Q1)

30/07/2022 08:30

Qualifying started at 8:45:03

Pos	No.	Name	Make	Best Tm	Diff	In Lap	Best Speed	2nd Best	2nd Lap
1	65	Jack Irvine	1.6 BMW Mini	<b>1:16.049</b>		6	71.573	1:16.143	7
2	14	Francis Allen	1.8 Mazda MX5	<b>1:17.836</b>	1.787	2	69.929	1:18.315	3
3	22	David Cousins	1.8 Mazda MX5	<b>1:17.895</b>	1.846	4	69.876	1:18.456	5
4	555	Kian Brien	1.6 BMW Mini	<b>1:17.946</b>	1.897	6	69.831	1:18.691	5
5	41	Damian Moran	1.8 Mazda MX5	<b>1:18.531</b>	2.482	6	69.310	1:18.955	5
6	27	Hugh McEvoy	1.6 BMW Mini	<b>1:19.010</b>	2.961	4	68.890	1:19.057	3
7	17	Noel Conachy	1.6 BMW Mini	<b>1:19.196</b>	3.147	4	68.728	1:19.512	3
8	7	Gregory Radcliffe	1.8 Mazda MX5	<b>1:19.469</b>	3.420	6	68.492	1:21.050	5
9	40	Shane Henry	1.6 BMW Mini	<b>1:20.669</b>	4.620	6	67.474	1:20.721	5
10	173	Gavin Kilkey	1.8 Mazda MX5	<b>1:20.737</b>	4.688	6	67.417	1:23.438	4
11	76	Derek Graham	1.2 Ford Fiesta	<b>1:21.093</b>	5.044	2	67.121	1:21.525	4
12	49	Michael Graham	1.2 Ford Fiesta	<b>1:21.283</b>	5.234	4	66.964	1:21.847	3
13	55	Mark Stewart	1.2 Ford Fiesta	<b>1:21.435</b>	5.386	4	66.839	1:21.560	6
14	21	Megan Campbell	1.2 Ford Fiesta	<b>1:21.930</b>	5.881	5	66.435	1:23.000	3
15	11	Paul Stewart	1.2 Ford Fiesta	<b>1:21.987</b>	5.938	4	66.389	1:22.253	3
16	18	Conor Mulholland	1.2 Ford Fiesta	<b>1:22.421</b>	6.372	6	66.039	1:22.804	3
17	97	Neville Anderson	1.25 Ford Fiesta	<b>1:22.869</b>	6.820	3	65.682	1:22.995	6
18	88	Chris Doherty	1.2 Ford Fiesta	<b>1:23.297</b>	7.248	3	65.345	1:24.337	5
19	42	Jim Kennedy	1.8 Mazda MX5	<b>1:23.692</b>	7.643	3	65.036	1:24.384	1
20	28	Stephen Walker	1.2 Ford Fiesta	<b>1:24.001</b>	7.952	4	64.797	1:26.082	3
21	29	Henry White	1.2 Ford Fiesta	<b>1:24.059</b>	8.010	6	64.752	1:24.852	4
22	86	Gary Moore	1.2 Ford Fiesta	<b>1:28.307</b>	12.258	4	61.637	1:28.575	5
23	8	Michael Mulholland	1.2 Ford Fiesta	<b>1:31.445</b>	15.396	2	59.522	1:32.103	3
24	9	Corey Alleyne	1.2 Ford Fiesta			0	-		0

Results provisional until the conclusion of judicial and technical matters

Orbits

Chief Timekeeper: D.Bradfield

Clerk of the Course:

Live timing available at [timing.rhwright.co.uk](http://timing.rhwright.co.uk)

[www.mylaps.com](http://www.mylaps.com)

Licensed to: R.H.Wright Timing

Printed: 30/07/2022 09:20:45



## 500MRCI Summer Race Meeting

Ford Fiesta, BMW Mini, Mazda MX5

Kirkstown 500 MRCI 1.512 miles

Qualifying (Q1)

30/07/2022 08:30

Qualifying started at 8:45:03

Lap	Lap Tm	Diff	Time of Day
<b>(65) Jack Irvine</b>			
1	1:18.700	+2.651	8:48:22.909
2	1:16.613	+0.564	8:49:39.522
3	1:16.515	+0.466	8:50:56.037
4	1:16.546	+0.497	8:52:12.583
5	1:18.351	+2.302	8:53:30.934
6	1:16.049		8:54:46.983
7	1:16.143	+0.094	8:56:03.126
<b>(14) Francis Allen</b>			
1	1:19.825	+1.989	8:48:24.987
2	1:17.836		8:49:42.823
3	1:18.315	+0.479	8:51:01.138
4	1:24.367	+6.531	8:52:25.505
5	1:26.730	+8.894	8:53:52.235
6	1:20.033	+2.197	8:55:12.268
<b>(22) David Cousins</b>			
1	1:22.013	+4.118	8:48:26.888
2	1:24.780	+6.885	8:49:51.668
3	1:18.645	+0.750	8:51:10.313
4	1:17.895		8:52:28.208
5	1:18.456	+0.561	8:53:46.664
6	1:19.413	+1.518	8:55:06.077
<b>(555) Kian Brien</b>			
1	1:25.140	+7.194	8:48:37.480
2	1:28.139	+10.193	8:50:05.599
3	1:23.451	+5.505	8:51:29.050
4	1:21.273	+3.327	8:52:50.323
5	1:18.691	+0.745	8:54:09.014
6	1:17.946		8:55:26.960
<b>(41) Damian Moran</b>			
1	1:26.836	+8.305	8:48:43.973
2	1:19.864	+1.333	8:50:03.837
3	1:27.298	+8.767	8:51:31.135
4	1:20.028	+1.497	8:52:51.163
5	1:18.955	+0.424	8:54:10.118
6	1:18.531		8:55:28.649
<b>(27) Hugh McEvoy</b>			
1	1:23.788	+4.778	8:48:21.389
2	1:20.103	+1.093	8:49:41.492
3	1:19.057	+0.047	8:51:00.549
4	1:19.010		8:52:19.559
5	1:19.779	+0.769	8:53:39.338
6	1:20.874	+1.864	8:55:00.212
<b>(17) Noel Conachy</b>			
1	1:21.291	+2.095	8:48:19.548
2	1:20.901	+1.705	8:49:40.449
3	1:19.512	+0.316	8:50:59.961
4	1:19.196		8:52:19.157
5	1:24.644	+5.448	8:53:43.801
6	1:20.119	+0.923	8:55:03.920
<b>(7) Gregory Radcliffe</b>			
1	1:26.570	+7.101	8:48:35.043
2	1:23.398	+3.929	8:49:58.441
3	1:35.535	+16.066	8:51:33.976
4	1:34.156	+14.687	8:53:08.132
5	1:21.050	+1.581	8:54:29.182
6	1:19.469		8:55:48.651
<b>(40) Shane Henry</b>			
1	1:25.263	+4.594	8:48:28.954
2	1:22.271	+1.602	8:49:51.225
3	1:20.848	+0.179	8:51:12.073
4	1:21.120	+0.451	8:52:33.193
5	1:20.721	+0.052	8:53:53.914
6	1:20.669		8:55:14.583

Lap	Lap Tm	Diff	Time of Day
<b>(173) Gavin Kilkey</b>			
1	2:00.070	+39.333	8:49:05.552
2	1:36.092	+15.355	8:50:41.644
3	1:26.250	+5.513	8:52:07.894
4	1:23.438	+2.701	8:53:31.332
5	1:23.990	+3.253	8:54:55.322
6	1:20.737		8:56:16.059
<b>(76) Derek Graham</b>			
1	1:21.570	+0.477	8:48:09.125
2	1:21.093		8:49:30.218
3	1:23.572	+2.479	8:50:53.790
4	1:21.525	+0.432	8:52:15.315
5	1:26.969	+5.876	8:53:42.284
6	1:22.866	+1.773	8:55:05.150
<b>(49) Michael Graham</b>			
1	1:22.107	+0.824	8:48:13.145
2	1:22.258	+0.975	8:49:35.403
3	1:21.847	+0.564	8:50:57.250
4	1:21.283		8:52:18.533
5	1:22.550	+1.267	8:53:41.083
6	1:25.129	+3.846	8:55:06.212
<b>(55) Mark Stewart</b>			
1	1:23.669	+2.234	8:48:08.290
2	1:26.733	+5.298	8:49:35.023
3	1:21.971	+0.536	8:50:56.994
4	1:21.435		8:52:18.429
5	1:26.812	+5.377	8:53:45.241
6	1:21.560	+0.125	8:55:06.801
<b>(21) Megan Campbell</b>			
1	1:27.026	+5.096	8:48:53.705
2	1:23.812	+1.882	8:50:17.517
3	1:23.000	+1.070	8:51:40.517
4	1:24.663	+2.733	8:53:05.180
5	1:21.930		8:54:27.110
6	1:24.834	+2.904	8:55:51.944
<b>(11) Paul Stewart</b>			
1	1:22.898	+0.911	8:48:07.188
2	1:22.863	+0.876	8:49:30.051
3	1:22.253	+0.266	8:50:52.304
4	1:21.987		8:52:14.291
p5	1:40.101	+18.114	8:53:54.392
6	1:29.076	+7.089	8:55:23.468
<b>(18) Conor Mulholland</b>			
1	1:26.232	+3.811	8:48:49.134
2	1:23.698	+1.277	8:50:12.832
3	1:22.804	+0.383	8:51:35.636
4	1:25.421	+3.000	8:53:01.057
5	1:23.329	+0.908	8:54:24.386
6	1:22.421		8:55:46.807
<b>(97) Neville Anderson</b>			
1	1:24.540	+1.671	8:48:14.004
2	1:23.528	+0.659	8:49:37.532
3	1:22.869		8:51:00.401
4	1:23.462	+0.593	8:52:23.863
5	1:23.386	+0.517	8:53:47.249
6	1:22.995	+0.126	8:55:10.244
<b>(88) Chris Doherty</b>			
1	1:26.520	+3.223	8:48:45.736
2	1:34.870	+11.573	8:50:20.606
3	1:23.297		8:51:43.903
4	1:31.773	+8.476	8:53:15.676
5	1:24.337	+1.040	8:54:40.013
6	1:24.514	+1.217	8:56:04.527
<b>(42) Jim Kennedy</b>			
1	1:24.384	+0.692	8:49:21.921

Lap	Lap Tm	Diff	Time of Day
2	1:24.798	+1.106	8:50:46.719
3	1:23.692		8:52:10.411
4	1:26.570	+2.878	8:53:36.981
5	1:26.130	+2.438	8:55:03.111
<b>(28) Stephen Walker</b>			
1	1:31.357	+7.356	8:49:02.654
2	1:37.778	+13.777	8:50:40.432
3	1:26.082	+2.081	8:52:06.514
4	1:24.001		8:53:30.515
5	1:28.228	+4.227	8:54:58.743
<b>(29) Henry White</b>			
1	1:27.090	+3.031	8:48:34.538
2	1:25.202	+1.143	8:49:59.740
3	1:28.183	+4.124	8:51:27.923
4	1:24.852	+0.793	8:52:52.775
5	1:25.772	+1.713	8:54:18.547
6	1:24.059		8:55:42.606
<b>(86) Gary Moore</b>			
1	1:33.991	+5.684	8:49:04.213
2	1:32.259	+3.952	8:50:36.472
3	1:29.552	+1.245	8:52:06.024
4	1:28.307		8:53:34.331
5	1:28.575	+0.268	8:55:02.906
<b>(8) Michael Mulholland</b>			
1	1:39.643	+8.198	8:49:03.296
2	1:31.445		8:50:34.741
3	1:32.103	+0.658	8:52:06.844
4	1:37.963	+6.518	8:53:44.807
5	1:33.272	+1.827	8:55:18.079

Results provisional until the conclusion of judicial and technical matters

Orbits

Chief Timekeeper: D.Bradfield

Clerk of the Course:

Live timing available at [timing.rhwright.co.uk](http://timing.rhwright.co.uk)

[www.mylaps.com](http://www.mylaps.com)

Licensed to: R.H.Wright Timing



## 500MRCI Summer Race Meeting

Ford Fiesta,BMW Mini,Mazda MX5

Kirkistown 500 MRCI 1.512 miles

Race 1 (R1)


30/07/2022 11:10

Race (12:00 and 1 Laps)

14	28
	27
13	97
	25
12	11
	23
11	55
	21
10	76
	19
9	
	17
8	40
	15
7	27
	13
6	65
	11
5	
	9
4	
	7
3	173
	5
2	41
	3
1	14
	1

POLE POSITION

29
28
88
26
18
24
21
22
49
20
18
16
17
14
555
12
10
8
42
6
7
4
22
2



Results provisional until the conclusion of judicial and technical matters

Orbits

Chief Timekeeper: D.Bradfield

Clerk of the Course:

Live timing available at [timing.rhwright.co.uk](http://timing.rhwright.co.uk)

[www.mylaps.com](http://www.mylaps.com)

Licensed to: R.H.Wright Timing



## 500MRCI Summer Race Meeting


Ford Fiesta,BMW Mini,Mazda MX5

Kirkistown 500 MRCI 1.512 miles


Race 1 (R1)

30/07/2022 11:10

Race (12:00 and 1 Laps)



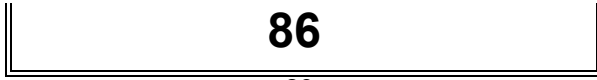
16



9

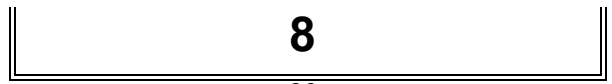
31

15



86

29



8

30



Results provisional until the conclusion of judicial and technical matters

Orbits

Chief Timekeeper: D.Bradfield

Clerk of the Course:

Live timing available at [timing.rhwright.co.uk](http://timing.rhwright.co.uk)

[www.mylaps.com](http://www.mylaps.com)

Licensed to: R.H.Wright Timing



# R.H.Wright Timing

## 500MRCI Summer Race Meeting

Sorted on Laps

Ford Fiesta,BMW Mini,Mazda MX5

Kirkistown 500 MRCI 1.512 miles

Race 1 (R1)

30/07/2022 11:10

Race (12:00 and 1 Laps) started at 10:58:54

Pos	No.	Name	Make	Laps	Total Tm	Best Tm	Best Speed	In Lap	Avg. Speed
<b>Ford Fiesta</b>									
1	76	Derek Graham	1.2 Ford Fiesta	11	14:22.984	<b>1:17.036</b>	70.656	4	69.379
2	55	Mark Stewart	1.2 Ford Fiesta	11	14:26.366	<b>1:16.683</b>	70.981	5	69.108
3	49	Michael Graham	1.2 Ford Fiesta	11	14:26.528	<b>1:16.814</b>	70.860	5	69.096
4	97	Neville Anderson	1.25 Ford Fiesta	11	14:39.852	<b>1:17.934</b>	69.841	7	68.049
5	11	Paul Stewart	1.2 Ford Fiesta	11	14:40.101	<b>1:18.185</b>	69.617	10	68.030
6	88	Chris Doherty	1.2 Ford Fiesta	11	14:40.309	<b>1:18.104</b>	69.689	7	68.014
7	29	Henry White	1.2 Ford Fiesta	11	14:42.855	<b>1:18.311</b>	69.505	4	67.818
8	21	Megan Campbell	1.2 Ford Fiesta	11	14:44.675	<b>1:17.541</b>	70.195	7	67.678
9	8	Michael Mulholland	1.2 Ford Fiesta	11	15:18.810	<b>1:21.473</b>	66.808	2	65.164
<b>Not classified</b>									
DNF	86	Gary Moore	1.2 Ford Fiesta	8	11:09.237	<b>1:21.743</b>	66.587	2	65.065
DNF	18	Conor Mulholland	1.2 Ford Fiesta	4	5:27.416	<b>1:18.430</b>	69.400	3	66.497
DNF	28	Stephen Walker	1.2 Ford Fiesta	2	2:51.602	<b>1:19.343</b>	68.601	2	63.438
<b>Mazda MX5</b>									
1	14	Francis Allen	1.8 Mazda MX5	12	14:16.935	<b>1:10.357</b>	77.363	11	76.221
2	22	David Cousins	1.8 Mazda MX5	12	14:23.671	<b>1:10.837</b>	76.839	3	75.626
3	173	Gavin Kilkey	1.8 Mazda MX5	12	15:01.323	<b>1:10.810</b>	76.868	2	72.467
4	41	Damian Moran	1.8 Mazda MX5	12	15:02.592	<b>1:12.085</b>	75.508	5	72.365
5	7	Gregory Radcliffe	1.8 Mazda MX5	12	15:09.516	<b>1:14.047</b>	73.508	5	71.814
<b>Not classified</b>									
DNF	42	Jim Kennedy	1.8 Mazda MX5	4	5:41.478	<b>1:13.308</b>	74.249	2	63.758
<b>Mini Cooper</b>									
1	65	Jack Irvine	1.6 BMW Mini	12	14:46.020	<b>1:12.457</b>	75.121	2	73.719
2	555	Kian Brien	1.6 BMW Mini	12	15:14.817	<b>1:14.530</b>	73.031	7	71.398
3	27	Hugh McEvoy	1.6 BMW Mini	12	15:16.483	<b>1:14.483</b>	73.077	5	71.268
4	40	Shane Henry	1.6 BMW Mini	12	15:23.366	<b>1:15.322</b>	72.263	5	70.737
5	17	Noel Conachy	1.6 BMW Mini	12	15:26.052	<b>1:15.216</b>	72.365	4	70.532

Margin of Victory	Avg. Speed	Best Lap Tm	Best Speed	Best Lap by
6.736	76.221	1:10.357	77.363	14 - Francis Allen

Results provisional until the conclusion of judicial and technical matters

Orbits

Chief Timekeeper: D.Bradfield

Clerk of the Course:

Live timing available at [timing.rhwright.co.uk](http://timing.rhwright.co.uk)

[www.mylaps.com](http://www.mylaps.com)

Licensed to: R.H.Wright Timing

Printed: 30/07/2022 11:14:32



## 500MRCI Summer Race Meeting

Ford Fiesta,BMW Mini,Mazda MX5

Kirkistown 500 MRCI 1.512 miles

Race 1 (R1)

30/07/2022 11:10

Race (12:00 and 1 Laps) started at 10:58:54

Lap	Lap Tm	Diff	Time of Day
<b>(14) Francis Allen</b>			
1	1:16.529	+6.172	11:00:13.731
2	1:10.629	+0.272	11:01:24.360
3	1:10.507	+0.150	11:02:34.867
4	1:10.819	+0.462	11:03:45.686
5	1:10.683	+0.326	11:04:56.369
6	1:10.631	+0.274	11:06:07.000
7	1:10.928	+0.571	11:07:17.928
8	1:10.637	+0.280	11:08:28.565
9	1:10.380	+0.023	11:09:38.945
10	1:10.815	+0.458	11:10:49.760
11	1:10.357		11:12:00.117
12	1:11.802	+1.445	11:13:11.919
<b>(22) David Cousins</b>			
1	1:16.777	+5.940	11:00:13.813
2	1:11.635	+0.798	11:01:25.448
3	1:10.837		11:02:36.285
4	1:11.635	+0.798	11:03:47.920
5	1:10.881	+0.044	11:04:58.801
6	1:11.749	+0.912	11:06:10.550
7	1:11.035	+0.198	11:07:21.585
8	1:11.527	+0.690	11:08:33.112
9	1:10.935	+0.098	11:09:44.047
10	1:11.560	+0.723	11:10:55.607
11	1:11.304	+0.467	11:12:06.911
12	1:11.744	+0.907	11:13:18.655
<b>(65) Jack Irvine</b>			
1	1:16.958	+4.501	11:00:16.814
2	1:12.457		11:01:29.271
3	1:12.895	+0.438	11:02:42.166
4	1:13.063	+0.606	11:03:55.229
5	1:12.615	+0.158	11:05:07.844
6	1:12.688	+0.231	11:06:20.532
7	1:13.447	+0.990	11:07:33.979
8	1:12.839	+0.382	11:08:46.818
9	1:13.641	+1.184	11:10:00.459
10	1:13.193	+0.736	11:11:13.652
11	1:14.127	+1.670	11:12:27.779
12	1:13.225	+0.768	11:13:41.004
<b>(173) Gavin Kilkey</b>			
1	1:17.356	+6.546	11:00:15.743
2	1:10.810		11:01:26.553
3	1:11.060	+0.250	11:02:37.613
4	1:11.031	+0.221	11:03:48.644
5	1:11.037	+0.227	11:04:59.681
6	1:11.379	+0.569	11:06:11.060
7	1:11.292	+0.482	11:07:22.352
8	1:11.393	+0.583	11:08:33.745
9	1:11.636	+0.826	11:09:45.381
10	1:18.398	+7.588	11:11:03.779
11	1:12.486	+1.676	11:12:16.265
12	1:40.042	+29.232	11:13:56.307
<b>(41) Damian Moran</b>			
1	1:31.927	+19.842	11:00:30.015
2	1:18.812	+6.727	11:01:48.827
3	1:13.050	+0.965	11:03:01.877
4	1:12.945	+0.860	11:04:14.822
5	1:12.085		11:05:26.907
6	1:13.306	+1.221	11:06:40.213
7	1:13.048	+0.963	11:07:53.261
8	1:12.692	+0.607	11:09:05.953
9	1:13.147	+1.062	11:10:19.100
10	1:12.674	+0.589	11:11:31.774
11	1:12.920	+0.835	11:12:44.694
12	1:12.882	+0.797	11:13:57.576
<b>(7) Gregory Radcliffe</b>			
1	1:23.396	+9.349	11:00:21.694
2	1:14.749	+0.702	11:01:36.443

Lap	Lap Tm	Diff	Time of Day
3	1:17.310	+3.263	11:02:53.753
4	1:14.904	+0.857	11:04:08.657
5	1:14.047		11:05:22.704
6	1:14.562	+0.515	11:06:37.266
7	1:14.099	+0.052	11:07:51.365
8	1:14.132	+0.085	11:09:05.497
9	1:14.890	+0.843	11:10:20.387
10	1:14.473	+0.426	11:11:34.860
11	1:14.735	+0.688	11:12:49.595
12	1:14.905	+0.858	11:14:04.500
<b>(555) Kian Brien</b>			
1	1:19.351	+4.821	11:00:19.586
2	1:15.848	+1.318	11:01:35.434
3	1:17.415	+2.885	11:02:52.849
4	1:15.080	+0.550	11:04:07.929
5	1:15.392	+0.862	11:05:23.321
6	1:15.038	+0.508	11:06:38.359
7	1:14.530		11:07:52.889
8	1:15.732	+1.202	11:09:08.621
9	1:15.161	+0.631	11:10:23.782
10	1:15.197	+0.667	11:11:38.979
11	1:15.098	+0.568	11:12:54.077
12	1:15.724	+1.194	11:14:09.801
<b>(27) Hugh McEvoy</b>			
1	1:19.407	+4.924	11:00:20.001
2	1:15.356	+0.873	11:01:35.357
3	1:19.061	+4.578	11:02:54.418
4	1:14.934	+0.451	11:04:09.352
5	1:14.483		11:05:23.835
6	1:14.965	+0.482	11:06:38.800
7	1:15.057	+0.574	11:07:53.857
8	1:15.177	+0.694	11:09:09.034
9	1:15.298	+0.815	11:10:24.332
10	1:15.321	+0.838	11:11:39.653
11	1:15.543	+1.060	11:12:55.196
12	1:16.271	+1.788	11:14:11.467
<b>(40) Shane Henry</b>			
1	1:21.137	+5.815	11:00:22.627
2	1:16.204	+0.882	11:01:38.831
3	1:16.041	+0.719	11:02:54.872
4	1:16.177	+0.855	11:04:11.049
5	1:15.322		11:05:26.371
6	1:16.155	+0.833	11:06:42.526
7	1:15.336	+0.014	11:07:57.862
8	1:15.380	+0.058	11:09:13.242
9	1:17.000	+1.678	11:10:30.242
10	1:16.041	+0.719	11:11:46.283
11	1:15.917	+0.595	11:13:02.200
12	1:16.150	+0.828	11:14:18.350
<b>(17) Noel Conachy</b>			
1	1:19.853	+4.837	11:00:20.662
2	1:15.305	+0.089	11:01:35.967
3	1:18.644	+3.428	11:02:54.611
4	1:15.216		11:04:09.827
5	1:15.258	+0.042	11:05:25.085
6	1:16.167	+0.951	11:06:41.252
7	1:15.976	+0.760	11:07:57.228
8	1:19.435	+4.219	11:09:16.663
9	1:16.543	+1.327	11:10:33.206
10	1:16.018	+0.802	11:11:49.224
11	1:15.539	+0.323	11:13:04.763
12	1:16.273	+1.057	11:14:21.036
<b>(76) Derek Graham</b>			
1	1:21.669	+4.633	11:00:23.709
2	1:17.263	+0.227	11:01:40.972
3	1:17.090	+0.054	11:02:58.062
4	1:17.036		11:04:15.098
5	1:17.206	+0.170	11:05:32.304
6	1:17.331	+0.295	11:06:49.635

Lap	Lap Tm	Diff	Time of Day
7	1:17.443	+0.407	11:08:07.078
8	1:17.420	+0.384	11:09:24.498
9	1:17.647	+0.611	11:10:42.145
10	1:17.656	+0.620	11:11:59.801
11	1:18.167	+1.131	11:13:17.968
<b>(55) Mark Stewart</b>			
1	1:22.592	+5.909	11:00:25.074
2	1:17.188	+0.505	11:01:42.262
3	1:17.028	+0.345	11:02:59.290
4	1:17.842	+1.159	11:04:17.132
5	1:16.683		11:05:33.815
6	1:17.529	+0.846	11:06:51.344
7	1:18.058	+1.375	11:08:09.402
8	1:18.208	+1.525	11:09:27.610
9	1:17.407	+0.724	11:10:45.017
10	1:17.974	+1.291	11:12:02.991
11	1:18.359	+1.676	11:13:21.350
<b>(49) Michael Graham</b>			
1	1:22.054	+5.240	11:00:24.252
2	1:16.955	+0.141	11:01:41.207
3	1:17.310	+0.496	11:02:58.517
4	1:17.875	+1.061	11:04:16.392
5	1:16.814		11:05:33.206
6	1:18.161	+1.347	11:06:51.367
7	1:17.994	+1.180	11:08:09.361
8	1:18.504	+1.690	11:09:27.865
9	1:17.440	+0.626	11:10:45.305
10	1:17.947	+1.133	11:12:03.252
11	1:18.260	+1.446	11:13:21.512
<b>(97) Neville Anderson</b>			
1	1:22.864	+4.930	11:00:26.008
2	1:18.632	+0.698	11:01:44.638
3	1:18.906	+0.972	11:03:03.544
4	1:18.212	+0.278	11:04:21.756
5	1:19.029	+1.095	11:05:40.785
6	1:19.321	+1.387	11:07:00.106
7	1:17.934		11:08:18.040
8	1:20.423	+2.489	11:09:38.463
9	1:18.702	+0.768	11:10:57.165
10	1:18.575	+0.641	11:12:15.740
11	1:19.096	+1.162	11:13:34.836
<b>(11) Paul Stewart</b>			
1	1:23.186	+5.001	11:00:26.009
2	1:18.249	+0.064	11:01:44.258
3	1:18.938	+0.753	11:03:03.196
4	1:18.236	+0.051	11:04:21.432
5	1:18.983	+0.798	11:05:40.415
6	1:18.827	+0.642	11:06:59.242
7	1:18.791	+0.606	11:08:18.033
8	1:20.451	+2.266	11:09:38.484
9	1:18.585	+0.400	11:10:57.069
10	1:18.185		11:12:15.254
11	1:19.831	+1.646	11:13:35.085
<b>(88) Chris Doherty</b>			
1	1:23.560	+5.456	11:00:26.942
2	1:19.333	+1.229	11:01:46.275
3	1:18.964	+0.860	11:03:05.239
4	1:18.366	+0.262	11:04:23.605
5	1:18.316	+0.212	11:05:41.921
6	1:19.134	+1.030	11:07:01.055
7	1:18.104		11:08:19.159
8	1:19.952	+1.848	11:09:39.111
9	1:18.469	+0.365	11:10:57.580
10	1:18.588	+0.484	11:12:16.168
11	1:19.125	+1.021	11:13:35.293
<b>(29) Henry White</b>			
1	1:23.405	+5.094	11:00:27.746
2	1:19.453	+1.142	11:01:47.199

Results provisional until the conclusion of judicial and technical matters

Orbits

Chief Timekeeper: D.Bradfield

Clerk of the Course:

Live timing available at [timing.rhwright.co.uk](http://timing.rhwright.co.uk)

[www.mylaps.com](http://www.mylaps.com)

Licensed to: R.H.Wright Timing



## 500MRCI Summer Race Meeting


Ford Fiesta,BMW Mini,Mazda MX5

Kirkistown 500 MRCI 1.512 miles

Race 1 (R1)

30/07/2022 11:10

Race (12:00 and 1 Laps) started at 10:58:54



Lap	Lap Tm	Diff	Time of Day
3	1:19.149	+0.838	11:03:06.348
4	1:18.311		11:04:24.659
5	1:18.705	+0.394	11:05:43.364
6	1:18.596	+0.285	11:07:01.960
7	1:18.827	+0.516	11:08:20.787
8	1:18.631	+0.320	11:09:39.418
9	1:18.918	+0.607	11:10:58.336
10	1:19.124	+0.813	11:12:17.460
11	1:20.379	+2.068	11:13:37.839

(21) Megan Campbell

1	1:23.124	+5.583	11:00:25.794
2	1:18.270	+0.729	11:01:44.064
3	1:18.796	+1.255	11:03:02.860
4	1:18.605	+1.064	11:04:21.465
5	1:19.029	+1.488	11:05:40.494
6	1:20.218	+2.677	11:07:00.712
7	1:17.541		11:08:18.253
8	1:19.814	+2.273	11:09:38.067
9	1:18.693	+1.152	11:10:56.760
10	1:18.208	+0.667	11:12:14.968
11	1:24.691	+7.150	11:13:39.659

(8) Michael Mulholland

1	1:28.770	+5.297	11:00:31.341
2	1:21.473		11:01:52.814
3	1:22.034	+0.561	11:03:14.848
4	1:21.831	+0.358	11:04:36.679
5	1:23.287	+1.814	11:05:59.966
6	1:21.770	+0.297	11:07:21.736
7	1:21.650	+0.177	11:08:43.386
8	1:21.861	+0.388	11:10:05.247
9	1:22.261	+0.788	11:11:27.508
10	1:23.921	+2.448	11:12:51.429
11	1:22.365	+0.892	11:14:13.794

(86) Gary Moore

1	1:25.515	+3.772	11:00:29.806
2	1:21.743		11:01:51.549
3	1:21.828	+0.085	11:03:13.377
4	1:21.953	+0.210	11:04:35.330
5	1:22.608	+0.865	11:05:57.938
6	1:21.963	+0.220	11:07:19.901
7	1:21.971	+0.228	11:08:41.872
8	1:22.349	+0.606	11:10:04.221

(18) Conor Mulholland

1	1:23.518	+5.088	11:00:26.472
2	1:18.989	+0.559	11:01:45.461
3	1:18.430		11:03:03.891
4	1:18.509	+0.079	11:04:22.400

(42) Jim Kennedy

1	1:19.464	+6.156	11:00:17.784
2	1:13.308		11:01:31.092
3	1:40.148	+26.840	11:03:11.240
4	1:25.222	+11.914	11:04:36.462

(28) Stephen Walker

1	1:23.581	+4.238	11:00:27.243
2	1:19.343		11:01:46.586

Lap Lap Tm Diff Time of Day

Lap Lap Tm Diff Time of Day

Results provisional until the conclusion of judicial and technical matters

Orbits

Chief Timekeeper: D.Bradfield

Clerk of the Course:

Live timing available at [timing.rhwright.co.uk](http://timing.rhwright.co.uk)

[www.mylaps.com](http://www.mylaps.com)

Licensed to: R.H.Wright Timing



## 500MRCI Summer Race Meeting

Ford Fiesta,BMW Mini,Mazda MX5

Kirkistown 500 MRCI 1.512 miles

Race 2 (R9)

30/07/2022 14:30

Race (12:00 and 1 Laps)

14	29	28
	27	28
13	97	88
	25	26
12	49	76
	23	24
11	21	55
	21	22
10	18	11
	19	20
9		18
	17	
8	40	
	15	16
7	27	17
	13	14
6	65	555
	11	12
5		10
	9	
4		8
	7	14
3	22	
	5	6
2	41	7
	3	4
1	173	42
	1	2

POLE POSITION

Results provisional until the conclusion of judicial and technical matters

Orbits

Chief Timekeeper: D.Bradfield

Clerk of the Course:

Live timing available at [timing.rhwright.co.uk](http://timing.rhwright.co.uk)

[www.mylaps.com](http://www.mylaps.com)

Licensed to: R.H.Wright Timing





## 500MRCI Summer Race Meeting


Ford Fiesta,BMW Mini,Mazda MX5

Kirkistown 500 MRCI 1.512 miles


Race 2 (R9)

30/07/2022 14:30

Race (12:00 and 1 Laps)



16



9

31

15



86

29



8

30



Results provisional until the conclusion of judicial and technical matters

Orbits

Chief Timekeeper: D.Bradfield

Clerk of the Course:

Live timing available at [timing.rhwright.co.uk](http://timing.rhwright.co.uk)

[www.mylaps.com](http://www.mylaps.com)

Licensed to: R.H.Wright Timing



## 500MRCI Summer Race Meeting

Sorted on Laps

Ford Fiesta,BMW Mini,Mazda MX5

Kirkistown 500 MRCI 1.512 miles

Race 2 (R9)

30/07/2022 14:30

Race (12:00 and 1 Laps) started at 14:12:12

Pos	No.	Name	Make	Laps	Total Tm	Best Tm	Best Speed	In Lap	Avg. Speed
<b>Ford Fiesta</b>									
1	55	Mark Stewart	1.2 Ford Fiesta	11	14:37.181	<b>1:17.750</b>	70.007	5	68.256
2	76	Derek Graham	1.2 Ford Fiesta	11	14:37.683	<b>1:17.524</b>	70.211	7	68.217
3	97	Neville Anderson	1.2 Ford Fiesta	10	13:26.931	<b>1:17.618</b>	70.126	3	67.453
4	11	Paul Stewart	1.2 Ford Fiesta	10	13:28.032	<b>1:17.983</b>	69.798	3	67.361
5	21	Megan Campbell	1.2 Ford Fiesta	10	13:28.074	<b>1:17.769</b>	69.990	2	67.358
6	18	Conor Mulholland	1.2 Ford Fiesta	10	13:28.635	<b>1:18.057</b>	69.731	5	67.311
7	49	Michael Graham	1.2 Ford Fiesta	10	13:30.201	<b>1:17.998</b>	69.784	7	67.181
8	88	Chris Doherty	1.2 Ford Fiesta	10	13:31.778	<b>1:18.221</b>	69.585	5	67.051
9	29	Henry White	1.2 Ford Fiesta	10	13:32.932	<b>1:18.211</b>	69.594	3	66.955
10	86	Gary Moore	1.2 Ford Fiesta	10	13:59.175	<b>1:21.910</b>	66.451	5	64.862
11	8	Michael Mulholland	1.2 Ford Fiesta	10	14:01.809	<b>1:21.978</b>	66.396	4	64.659
<b>Not classified</b>									
DNS	28	Stephen Walker	1.2 Ford Fiesta					0	-
<b>Mazda MX5</b>									
1	14	Francis Allen	1.8 Mazda MX5	11	13:22.658	<b>1:10.656</b>	77.035	3	74.594
2	173	Gavin Kilkey	1.8 Mazda MX5	11	13:33.756	<b>1:11.478</b>	76.150	3	73.576
3	7	Gregory Radcliffe	1.8 Mazda MX5	11	14:04.050	<b>1:14.090</b>	73.465	5	70.936
4	42	Jim Kennedy	1.8 Mazda MX5	10	13:41.363	<b>1:16.093</b>	71.531	2	66.268
<b>Not classified</b>									
DNF	41	Damian Moran	1.8 Mazda MX5	10	12:30.516	<b>1:12.095</b>	75.498	2	72.524
DNF	22	David Cousins	1.8 Mazda MX5		3:00.585			0	-
<b>Mini Cooper</b>									
1	65	Jack Irvine	1.6 BMW Mini	11	13:37.891	<b>1:12.338</b>	75.244	3	73.204
2	555	Kian Brien	1.6 BMW Mini	11	14:05.449	<b>1:14.563</b>	72.999	3	70.818
3	17	Noel Conachy	1.6 BMW Mini	11	14:10.341	<b>1:15.440</b>	72.150	5	70.411
4	40	Shane Henry	1.6 BMW Mini	11	14:21.830	<b>1:15.941</b>	71.674	5	69.472
<b>Not classified</b>									
DNF	27	Hugh McEvoy	1.6 BMW Mini	8	10:30.245	<b>1:15.194</b>	72.386	3	69.091

Margin of Victory	Avg. Speed	Best Lap Tm	Best Speed	Best Lap by
11.098	74.594	1:10.656	77.035	14 - Francis Allen

Results provisional until the conclusion of judicial and technical matters

Orbits

Chief Timekeeper: D.Bradfield

Clerk of the Course:

Live timing available at [timing.rhwright.co.uk](http://timing.rhwright.co.uk)

[www.mylaps.com](http://www.mylaps.com)

Licensed to: R.H.Wright Timing

Printed: 30/07/2022 14:27:21



## 500MRCI Summer Race Meeting

Ford Fiesta,BMW Mini,Mazda MX5

Kirkstown 500 MRCI 1.512 miles

Race 2 (R9)

30/07/2022 14:30

Race (12:00 and 1 Laps) started at 14:12:12

Lap	Lap Tm	Diff	Time of Day
<b>(14) Francis Allen</b>			
1	1:15.988	+5.332	14:13:32.059
2	1:10.721	+0.065	14:14:42.780
3	1:10.656		14:15:53.436
4	1:10.699	+0.043	14:17:04.135
5	1:11.197	+0.541	14:18:15.332
6	1:11.556	+0.900	14:19:26.888
7	1:11.846	+1.190	14:20:38.734
8	1:12.009	+1.353	14:21:50.743
9	1:12.223	+1.567	14:23:02.966
10	1:15.413	+4.757	14:24:18.379
11	1:16.764	+6.108	14:25:35.143
<b>(173) Gavin Kilkey</b>			
1	1:17.757	+6.279	14:13:32.218
2	1:11.498	+0.020	14:14:43.716
3	1:11.478		14:15:55.194
4	1:11.842	+0.364	14:17:07.036
5	1:11.774	+0.296	14:18:18.810
6	1:12.010	+0.532	14:19:30.820
7	1:11.683	+0.205	14:20:42.503
8	1:14.410	+2.932	14:21:56.913
9	1:13.560	+2.082	14:23:10.473
10	1:15.088	+3.610	14:24:25.561
11	1:20.680	+9.202	14:25:46.241
<b>(65) Jack Irvine</b>			
1	1:17.154	+4.816	14:13:34.413
2	1:12.415	+0.077	14:14:46.828
3	1:12.338		14:15:59.166
4	1:12.372	+0.034	14:17:11.538
5	1:12.578	+0.240	14:18:24.116
6	1:12.614	+0.276	14:19:36.730
7	1:12.779	+0.441	14:20:49.509
8	1:14.126	+1.788	14:22:03.635
9	1:14.739	+2.401	14:23:18.374
10	1:17.103	+4.765	14:24:35.477
11	1:14.899	+2.561	14:25:50.376
<b>(7) Gregory Radcliffe</b>			
1	1:23.503	+9.413	14:13:38.974
2	1:15.120	+1.030	14:14:54.094
3	1:16.938	+2.848	14:16:11.032
4	1:18.307	+4.217	14:17:29.339
5	1:14.090		14:18:43.429
6	1:14.099	+0.009	14:19:57.528
7	1:14.532	+0.442	14:21:12.060
8	1:15.153	+1.063	14:22:27.213
9	1:15.735	+1.645	14:23:42.948
10	1:15.498	+1.408	14:24:58.446
11	1:18.089	+3.999	14:26:16.535
<b>(555) Kian Brien</b>			
1	1:19.336	+4.773	14:13:37.072
2	1:16.053	+1.490	14:14:53.125
3	1:14.563		14:16:07.688
4	1:14.898	+0.335	14:17:22.586
5	1:15.116	+0.553	14:18:37.702
6	1:15.533	+0.970	14:19:53.235
7	1:15.773	+1.210	14:21:09.008
8	1:15.822	+1.259	14:22:24.830
9	1:16.483	+1.920	14:23:41.313
10	1:16.888	+2.325	14:24:58.201
11	1:19.733	+5.170	14:26:17.934
<b>(17) Noel Conachy</b>			
1	1:19.469	+4.029	14:13:37.827
2	1:15.915	+0.475	14:14:53.742
3	1:15.761	+0.321	14:16:09.503
4	1:15.819	+0.379	14:17:25.322
5	1:15.440		14:18:40.762
6	1:15.527	+0.087	14:19:56.289
7	1:16.652	+1.212	14:21:12.941

Lap	Lap Tm	Diff	Time of Day
<b>(40) Shane Henry</b>			
8	1:16.988	+1.548	14:22:29.929
9	1:17.099	+1.659	14:23:47.028
10	1:17.234	+1.794	14:25:04.262
11	1:18.564	+3.124	14:26:22.826
<b>(55) Mark Stewart</b>			
1	1:22.142	+4.392	14:13:41.788
2	1:18.860	+1.110	14:15:00.648
3	1:17.805	+0.055	14:16:18.453
4	1:18.480	+0.730	14:17:36.933
5	1:17.750		14:18:54.683
6	1:17.909	+0.159	14:20:12.592
7	1:18.448	+0.698	14:21:31.040
8	1:18.557	+0.807	14:22:49.597
9	1:19.514	+1.764	14:24:09.111
10	1:20.088	+2.338	14:25:29.199
11	1:20.467	+2.717	14:26:49.666
<b>(76) Derek Graham</b>			
1	1:21.918	+4.394	14:13:41.756
2	1:18.694	+1.170	14:15:00.450
3	1:17.717	+0.193	14:16:18.167
4	1:22.670	+5.146	14:17:40.837
5	1:17.872	+0.348	14:18:58.709
6	1:17.571	+0.047	14:20:16.280
7	1:17.524		14:21:33.804
8	1:18.661	+1.137	14:22:52.465
9	1:18.667	+1.143	14:24:11.132
10	1:19.327	+1.803	14:25:30.459
11	1:19.709	+2.185	14:26:50.168
<b>(97) Neville Anderson</b>			
1	1:24.872	+7.254	14:13:45.397
2	1:18.621	+1.003	14:15:04.018
3	1:17.618		14:16:21.636
4	1:19.773	+2.155	14:17:41.409
5	1:18.080	+0.462	14:18:59.489
6	1:19.493	+1.875	14:20:18.982
7	1:18.907	+1.289	14:21:37.889
8	1:19.613	+1.995	14:22:57.502
9	1:21.304	+3.686	14:24:18.806
10	1:20.610	+2.992	14:25:39.416
<b>(11) Paul Stewart</b>			
1	1:22.769	+4.788	14:13:42.050
2	1:19.124	+1.141	14:15:01.174
3	1:17.983		14:16:19.157
4	1:20.899	+2.916	14:17:40.056
5	1:18.631	+0.648	14:18:58.687
6	1:20.157	+2.174	14:20:18.844
7	1:18.949	+0.966	14:21:37.793
8	1:19.741	+1.758	14:22:57.534
9	1:22.563	+4.580	14:24:20.097
10	1:20.420	+2.437	14:25:40.517
<b>(21) Megan Campbell</b>			
1	1:24.057	+6.288	14:13:43.891
2	1:17.769		14:15:01.660
3	1:17.879	+0.110	14:16:19.539
4	1:22.181	+4.412	14:17:41.720
5	1:18.202	+0.433	14:18:59.922

Lap	Lap Tm	Diff	Time of Day
<b>(18) Conor Mulholland</b>			
6	1:19.456	+1.687	14:20:19.378
7	1:18.873	+1.104	14:21:38.251
8	1:19.779	+2.010	14:22:58.030
9	1:21.844	+4.075	14:24:19.874
10	1:20.685	+2.916	14:25:40.559
<b>(49) Michael Graham</b>			
1	1:22.223	+4.225	14:13:42.290
2	1:18.877	+0.879	14:15:01.167
3	1:18.128	+0.130	14:16:19.295
4	1:21.100	+3.102	14:17:40.395
5	1:18.517	+0.519	14:18:58.912
6	1:29.415	+11.417	14:20:28.327
7	1:17.998		14:21:46.325
8	1:18.415	+0.417	14:23:04.740
9	1:18.670	+0.672	14:24:23.410
10	1:19.276	+1.278	14:25:42.686
<b>(88) Chris Doherty</b>			
1	1:24.086	+5.865	14:13:44.586
2	1:18.347	+0.126	14:15:02.933
3	1:18.314	+0.093	14:16:21.247
4	1:20.851	+2.630	14:17:42.098
5	1:18.221		14:19:00.319
6	1:20.558	+2.337	14:20:20.877
7	1:20.069	+1.848	14:21:40.946
8	1:21.243	+3.022	14:23:02.189
9	1:21.462	+3.241	14:24:23.651
10	1:20.612	+2.391	14:25:44.263
<b>(29) Henry White</b>			
1	1:23.958	+5.747	14:13:44.940
2	1:18.360	+0.149	14:15:03.300
3	1:18.211		14:16:21.511
4	1:21.621	+3.410	14:17:43.132
5	1:19.710	+1.499	14:19:02.842
6	1:19.703	+1.492	14:20:22.545
7	1:19.331	+1.120	14:21:41.876
8	1:20.123	+1.912	14:23:01.999
9	1:21.595	+3.384	14:24:23.594
10	1:21.823	+3.612	14:25:45.417
<b>(42) Jim Kennedy</b>			
1	1:20.808	+4.715	14:13:35.351
2	1:16.093		14:14:51.444
3	1:16.555	+0.462	14:16:07.999
4	1:35.738	+19.645	14:17:43.737
5	1:18.402	+2.309	14:19:02.139
6	1:17.470	+1.377	14:20:19.609
7	1:19.663	+3.570	14:21:39.272
8	1:23.426	+7.333	14:23:02.698
9	1:25.060	+8.967	14:24:27.758
10	1:26.090	+9.997	14:25:53.848
<b>(86) Gary Moore</b>			
1	1:25.849	+3.939	14:13:47.005
2	1:22.487	+0.577	14:15:09.492
3	1:22.246	+0.336	14:16:31.738
4	1:22.602	+0.692	14:17:54.340
5	1:21.910		14:19:16.250
6	1:22.207	+0.297	14:20:38.457
7	1:21.952	+0.042	14:22:00.409

Results provisional until the conclusion of judicial and technical matters

Orbits

Chief Timekeeper: D.Bradfield

Clerk of the Course:

Live timing available at [timing.rhwright.co.uk](http://timing.rhwright.co.uk)

[www.mylaps.com](http://www.mylaps.com)

Licensed to: R.H.Wright Timing





## 500MRCI Summer Race Meeting


Ford Fiesta,BMW Mini,Mazda MX5

Kirkistown 500 MRCI 1.512 miles

Race 2 (R9)

30/07/2022 14:30

Race (12:00 and 1 Laps) started at 14:12:12



Lap	Lap Tm	Diff	Time of Day
8	1:23.558	+1.648	14:23:23.967
9	1:23.456	+1.546	14:24:47.423
10	1:24.237	+2.327	14:26:11.660

(8) Michael Mulholland

1	1:25.966	+3.988	14:13:47.837
2	1:22.442	+0.464	14:15:10.279
3	1:22.299	+0.321	14:16:32.578
4	1:21.978		14:17:54.556
5	1:22.076	+0.098	14:19:16.632
6	1:23.280	+1.302	14:20:39.912
7	1:25.333	+3.355	14:22:05.245
8	1:22.335	+0.357	14:23:27.580
9	1:23.404	+1.426	14:24:50.984
10	1:23.310	+1.332	14:26:14.294

(41) Damian Moran

1	1:17.724	+5.629	14:13:33.526
2	1:12.095		14:14:45.621
3	1:12.351	+0.256	14:15:57.972
4	1:12.343	+0.248	14:17:10.315
5	1:12.692	+0.597	14:18:23.007
6	1:12.823	+0.728	14:19:35.830
7	1:12.983	+0.888	14:20:48.813
8	1:14.375	+2.280	14:22:03.188
9	1:15.488	+3.393	14:23:18.676
10	1:24.325	+12.230	14:24:43.001

(27) Hugh McEvoy

1	1:18.756	+3.562	14:13:36.541
2	1:17.056	+1.862	14:14:53.597
3	1:15.194		14:16:08.791
4	1:16.504	+1.310	14:17:25.295
5	1:16.200	+1.006	14:18:41.495
6	1:19.123	+3.929	14:20:00.618
7	1:17.875	+2.681	14:21:18.493
8	1:24.237	+9.043	14:22:42.730

Lap	Lap Tm	Diff	Time of Day
-----	--------	------	-------------

Lap	Lap Tm	Diff	Time of Day
-----	--------	------	-------------

Results provisional until the conclusion of judicial and technical matters

Orbits

Chief Timekeeper: D.Bradfield

Clerk of the Course:

Live timing available at [timing.rhwright.co.uk](http://timing.rhwright.co.uk)

[www.mylaps.com](http://www.mylaps.com)

Licensed to: R.H.Wright Timing



## 500MRCI Summer Race Meeting

Sorted on best lap time

Formula Ford 1600

Kirkistown 500 MRCI 1.512 miles

Qualifying (Q6)

30/07/2022 10:10

Qualifying (15:00 and 1 Laps) started at 9:57:44

Pos	No.	Name	Make	Best Tm	Diff	In Lap	Best Speed	2nd Best	2nd Lap
1	28	David McCullough	Van DiemenRF	<b>1:01.426</b>		6	88.611	1:01.718	3
2	18	Alan Davidson	Mondiale M89S	<b>1:01.655</b>	0.229	4	88.282	1:01.890	9
3	89	Brandon McCaughan	Mondiale M89S	<b>1:01.794</b>	0.368	7	88.083	1:02.241	9
4	111	Dave Parks	Ray GR07	<b>1:01.977</b>	0.551	7	87.823	1:01.996	8
5	9	Andrew Noble	Van Diemen JL012K	<b>1:02.495</b>	1.069	2	87.095	1:02.686	7
6	39	Rob Parks	Ray GR14	<b>1:03.055</b>	1.629	6	86.322	1:03.057	3
7	8	Philip Harris	Mondiale M89T	<b>1:03.247</b>	1.821	3	86.060	1:03.478	6
8	90	Henry Campbell	Reynard FF89	<b>1:03.859</b>	2.433	9	85.235	1:03.877	8
9	21	Mike Todd	Mondiale M89S	<b>1:03.965</b>	2.539	3	85.094	1:04.162	4
10	23	David Nicholl	Reynard FF89	<b>1:04.120</b>	2.694	3	84.888	1:04.579	7
11	122	Andrew Murphy	Swift SC95	<b>1:05.202</b>	3.776	7	83.479	1:05.726	5

### Announcements

Car 122 – Please fit a working transponder as per MSUK Reg Q12.8.1

Results provisional until the conclusion of judicial and technical matters

Orbits

Chief Timekeeper: D.Bradfield

Clerk of the Course:

Live timing available at [timing.rhwright.co.uk](http://timing.rhwright.co.uk)

[www.mylaps.com](http://www.mylaps.com)

Licensed to: R.H.Wright Timing



## 500MRCI Summer Race Meeting


Formula Ford 1600

Kirkistown 500 MRCI 1.512 miles

Qualifying (Q6)

30/07/2022 10:10

Qualifying (15:00 and 1 Laps) started at 9:57:44



Lap	Lap Tm	Diff	Time of Day
<b>(28) David McCullough</b>			
1	1:02.969	+1.543	10:00:11.595
2	1:02.321	+0.895	10:01:13.916
3	1:01.718	+0.292	10:02:15.634
4	1:02.163	+0.737	10:03:17.797
5	1:01.841	+0.415	10:04:19.638
6	1:01.426		10:05:21.064
7	1:02.057	+0.631	10:06:23.121
8	1:02.088	+0.662	10:07:25.209
9	1:01.827	+0.401	10:08:27.036
<b>(18) Alan Davidson</b>			
1	1:02.236	+0.581	10:00:13.089
2	1:02.190	+0.535	10:01:15.259
3	1:02.133	+0.478	10:02:17.392
4	1:01.655		10:03:19.047
5	1:02.084	+0.429	10:04:21.131
6	1:01.934	+0.279	10:05:23.065
7	1:02.002	+0.347	10:06:25.067
8	1:02.171	+0.516	10:07:27.238
9	1:01.890	+0.235	10:08:29.128
<b>(89) Brandon McCaughan</b>			
1	1:03.691	+1.897	9:59:59.887
2	1:03.323	+1.529	10:01:03.190
3	1:02.650	+0.856	10:02:05.840
4	1:02.505	+0.711	10:03:08.345
5	1:07.950	+6.156	10:04:16.295
6	1:03.660	+1.866	10:05:19.955
7	1:01.794		10:06:21.749
8	1:02.547	+0.753	10:07:24.296
9	1:02.241	+0.447	10:08:26.537
<b>(111) Dave Parks</b>			
1	1:03.190	+1.213	10:00:06.508
2	1:02.389	+0.412	10:01:08.897
3	1:02.020	+0.043	10:02:10.917
4	1:02.340	+0.363	10:03:13.257
5	1:02.402	+0.425	10:04:15.659
6	1:03.474	+1.497	10:05:19.133
7	1:01.977		10:06:21.110
8	1:01.996	+0.019	10:07:23.106
9	1:05.190	+3.213	10:08:28.296
<b>(9) Andrew Noble</b>			
1	1:04.530	+2.035	10:00:09.988
2	1:02.495		10:01:12.483
3	1:02.780	+0.285	10:02:15.263
4	1:03.528	+1.033	10:03:18.791
5	1:03.187	+0.692	10:04:21.978
6	1:02.808	+0.313	10:05:24.786
7	1:02.686	+0.191	10:06:27.472
8	1:02.777	+0.282	10:07:30.249
9	1:03.016	+0.521	10:08:33.265
<b>(39) Rob Parks</b>			
1	1:03.869	+0.814	10:00:15.231
2	1:03.527	+0.472	10:01:18.758
3	1:03.057	+0.002	10:02:21.815
4	1:04.136	+1.081	10:03:25.951
5	1:03.067	+0.012	10:04:29.018
6	1:03.055		10:05:32.073
7	1:04.927	+1.872	10:06:37.000
8	1:04.072	+1.017	10:07:41.072
9	1:04.182	+1.127	10:08:45.254
<b>(8) Philip Harris</b>			
1	1:04.667	+1.420	10:00:07.837
2	1:03.683	+0.436	10:01:11.520
3	1:03.247		10:02:14.767
4	1:08.057	+4.810	10:03:22.824
5	1:03.898	+0.651	10:04:26.722
6	1:03.478	+0.231	10:05:30.200

Lap	Lap Tm	Diff	Time of Day
7	1:03.764	+0.517	10:06:33.964
8	1:04.167	+0.920	10:07:38.131
9	1:03.666	+0.419	10:08:41.797
<b>(90) Henry Campbell</b>			
1	1:06.604	+2.745	10:00:11.976
2	1:05.467	+1.608	10:01:17.443
3	1:03.945	+0.086	10:02:21.388
4	1:06.249	+2.390	10:03:27.637
5	1:04.396	+0.537	10:04:32.033
6	1:04.131	+0.272	10:05:36.164
7	1:04.290	+0.431	10:06:40.454
8	1:03.877	+0.018	10:07:44.331
9	1:03.859		10:08:48.190
<b>(21) Mike Todd</b>			
1	1:04.553	+0.588	10:00:02.801
2	1:04.171	+0.206	10:01:06.972
3	1:03.965		10:02:10.937
4	1:04.162	+0.197	10:03:15.099
<b>(23) David Nichol</b>			
1	1:06.483	+2.363	10:00:11.038
2	1:05.243	+1.123	10:01:16.281
3	1:04.120		10:02:20.401
4	1:06.858	+2.738	10:03:27.259
5	1:06.090	+1.970	10:04:33.349
6	1:05.751	+1.631	10:05:39.100
7	1:04.579	+0.459	10:06:43.679
8	1:05.420	+1.300	10:07:49.099
<b>(122) Andrew Murphy</b>			
1	1:07.030	+1.828	10:01:54.935
2	1:06.339	+1.137	10:03:01.274
3	1:06.482	+1.280	10:04:07.756
4	1:05.895	+0.693	10:05:13.651
5	1:05.726	+0.524	10:06:19.377
6	1:15.154	+9.952	10:07:34.531
7	1:05.202		10:08:39.733

Results provisional until the conclusion of judicial and technical matters

Orbits

Chief Timekeeper: D.Bradfield

Clerk of the Course:

Live timing available at [timing.rhwright.co.uk](http://timing.rhwright.co.uk)

[www.mylaps.com](http://www.mylaps.com)

Licensed to: R.H.Wright Timing



# R.H.Wright Timing

## 500MRCI Summer Race Meeting

Formula Ford 1600

Kirkistown 500 MRCI 1.512 miles

Race 1 (R7)

30/07/2022 13:40

Race (12:00 and 1 Laps)

6	122
	11
5	21
	9
4	8
	7
3	9
	5
2	89
	3
1	28
	1

23
10
90
8
39
6
111
4
18
2

POLE POSITION

Results provisional until the conclusion of judicial and technical matters

Orbits

Chief Timekeeper: D.Bradfield

Clerk of the Course:

Live timing available at [timing.rhwright.co.uk](http://timing.rhwright.co.uk)

[www.mylaps.com](http://www.mylaps.com)

Licensed to: R.H.Wright Timing

Printed: 30/07/2022 10:10:25



# R.H.Wright Timing

## 500MRCI Summer Race Meeting

Sorted on Laps

Formula Ford 1600

Kirkistown 500 MRCI 1.512 miles

Race 1 (R7)

30/07/2022 13:40

Race (12:00 and 1 Laps) started at 13:27:41

Pos	No.	Name	Make	Laps	Total Tm	Best Tm	Best Speed	In Lap	Avg. Speed
1	28	David McCullough	Van DiemenRF	13	13:33.891	1:01.838	88.021	7	86.939
2	111	Dave Parks	Ray GR07	13	13:34.164	1:01.629	88.319	6	86.910
3	18	Alan Davidson	Mondiale M89S	13	13:38.095	1:02.050	87.720	6	86.493
4	89	Brandon McCaughan	Mondiale M89S	13	13:38.401	1:01.906	87.924	7	86.460
5	39	Rob Parks	Ray GR14	13	13:42.899	1:02.445	87.165	6	85.988
6	9	Andrew Noble	Van Diemen JL012K	13	13:48.481	1:02.605	86.942	3	85.408
7	8	Philip Harris	Mondiale M89T	13	13:56.748	1:03.129	86.221	5	84.565
8	21	Mike Todd	Mondiale M89S	13	13:58.318	1:03.201	86.122	3	84.406
9	90	Henry Campbell	Reynard FF89	13	13:58.895	1:03.558	85.639	7	84.348
10	23	David Nicholl	Reynard FF89	13	14:11.351	1:03.884	85.202	4	83.114
11	122	Andrew Murphy	Swift SC95	13	14:23.215	1:05.086	83.628	10	81.972

Margin of Victory

Avg. Speed

Best Lap Tm

Best Speed

Best Lap by

0.273

86.939

1:01.629

88.319

111 - Dave Parks

Results provisional until the conclusion of judicial and technical matters

Orbits

Chief Timekeeper: D.Bradfield

Clerk of the Course:

Live timing available at [timing.rhwright.co.uk](http://timing.rhwright.co.uk)

[www.mylaps.com](http://www.mylaps.com)

Licensed to: R.H.Wright Timing

Printed: 30/07/2022 13:42:21





## 500MRCI Summer Race Meeting

Formula Ford 1600

Kirkistown 500 MRCI 1.512 miles

Race 1 (R7)

30/07/2022 13:40

Race (12:00 and 1 Laps) started at 13:27:41

Lap	Lap Tm	Diff	Time of Day
<b>(28) David McCullough</b>			
1	1:06.969	+5.131	13:28:50.419
2	1:02.259	+0.421	13:29:52.678
3	1:01.929	+0.091	13:30:54.607
4	1:01.866	+0.028	13:31:56.473
5	1:01.900	+0.062	13:32:58.373
6	1:02.210	+0.372	13:34:00.583
7	1:01.838		13:35:02.421
8	1:02.033	+0.195	13:36:04.454
9	1:02.096	+0.258	13:37:06.550
10	1:02.169	+0.331	13:38:08.719
11	1:02.228	+0.390	13:39:10.947
12	1:02.233	+0.395	13:40:13.180
13	1:02.329	+0.491	13:41:15.509

Lap	Lap Tm	Diff	Time of Day
<b>(111) Dave Parks</b>			
1	1:06.815	+5.186	13:28:50.939
2	1:02.755	+1.126	13:29:53.694
3	1:02.173	+0.544	13:30:55.867
4	1:01.806	+0.177	13:31:57.673
5	1:01.682	+0.053	13:32:59.355
6	1:01.629		13:34:00.984
7	1:01.710	+0.081	13:35:02.694
8	1:02.009	+0.380	13:36:04.703
9	1:02.024	+0.395	13:37:06.727
10	1:02.186	+0.557	13:38:08.913
11	1:02.234	+0.605	13:39:11.147
12	1:02.243	+0.614	13:40:13.390
13	1:02.392	+0.763	13:41:15.782

Lap	Lap Tm	Diff	Time of Day
<b>(18) Alan Davidson</b>			
1	1:07.356	+5.306	13:28:50.914
2	1:02.850	+0.800	13:29:53.764
3	1:02.578	+0.528	13:30:56.342
4	1:02.103	+0.053	13:31:58.445
5	1:02.053	+0.003	13:33:00.498
6	1:02.050		13:34:02.548
7	1:02.140	+0.090	13:35:04.688
8	1:02.508	+0.458	13:36:07.196
9	1:02.407	+0.357	13:37:09.603
10	1:02.507	+0.457	13:38:12.110
11	1:02.598	+0.548	13:39:14.708
12	1:02.533	+0.483	13:40:17.241
13	1:02.472	+0.422	13:41:19.713

Lap	Lap Tm	Diff	Time of Day
<b>(89) Brandon McCaughan</b>			
1	1:07.252	+5.346	13:28:51.367
2	1:02.547	+0.641	13:29:53.914
3	1:02.375	+0.469	13:30:56.289
4	1:02.760	+0.854	13:31:59.049
5	1:02.080	+0.174	13:33:01.129
6	1:02.119	+0.213	13:34:03.248
7	1:01.906		13:35:05.154
8	1:02.151	+0.245	13:36:07.305
9	1:02.717	+0.811	13:37:10.022
10	1:02.223	+0.317	13:38:12.245
11	1:02.559	+0.653	13:39:14.804
12	1:02.746	+0.840	13:40:17.550
13	1:02.469	+0.563	13:41:20.019

Lap	Lap Tm	Diff	Time of Day
<b>(39) Rob Parks</b>			
1	1:07.278	+4.833	13:28:52.155
2	1:02.949	+0.504	13:29:55.104
3	1:02.843	+0.398	13:30:57.947
4	1:03.063	+0.618	13:32:01.010
5	1:02.658	+0.213	13:33:03.668
6	1:02.445		13:34:06.113
7	1:02.942	+0.497	13:35:09.055
8	1:02.506	+0.061	13:36:11.561
9	1:02.513	+0.068	13:37:14.074
10	1:02.494	+0.049	13:38:16.568
11	1:02.530	+0.085	13:39:19.098
12	1:02.681	+0.236	13:40:21.779

Lap	Lap Tm	Diff	Time of Day
<b>(9) Andrew Noble</b>			
13	1:02.738	+0.293	13:41:24.517
1	1:07.942	+5.337	13:28:52.963
2	1:02.787	+0.182	13:29:55.750
3	1:02.605		13:30:58.355
4	1:02.812	+0.207	13:32:01.167
5	1:03.663	+1.058	13:33:04.830
6	1:02.915	+0.310	13:34:07.745
7	1:03.005	+0.400	13:35:10.750
8	1:03.389	+0.784	13:36:14.139
9	1:02.951	+0.346	13:37:17.090
10	1:03.167	+0.562	13:38:20.257
11	1:03.357	+0.752	13:39:23.614
12	1:03.091	+0.486	13:40:26.705
13	1:03.394	+0.789	13:41:30.099

Lap	Lap Tm	Diff	Time of Day
<b>(8) Phipp Harris</b>			
1	1:07.916	+4.767	13:28:53.884
2	1:03.479	+0.350	13:29:57.363
3	1:03.934	+0.805	13:31:01.297
4	1:03.597	+0.468	13:32:04.894
5	1:03.129		13:33:08.023
6	1:04.223	+1.094	13:34:12.246
7	1:03.397	+0.268	13:35:15.643
8	1:03.664	+0.535	13:36:19.307
9	1:03.824	+0.695	13:37:23.131
10	1:04.239	+1.110	13:38:27.370
11	1:03.844	+0.715	13:39:31.214
12	1:03.743	+0.614	13:40:34.957
13	1:03.409	+0.280	13:41:38.366

Lap	Lap Tm	Diff	Time of Day
<b>(21) Mike Todd</b>			
1	1:07.610	+4.409	13:28:53.280
2	1:03.538	+0.337	13:29:56.818
3	1:03.201		13:31:00.019
4	1:03.855	+0.654	13:32:03.874
5	1:03.892	+0.691	13:33:07.766
6	1:04.847	+1.646	13:34:12.613
7	1:03.587	+0.386	13:35:16.200
8	1:03.359	+0.158	13:36:19.559
9	1:03.708	+0.507	13:37:23.267
10	1:04.243	+1.042	13:38:27.510
11	1:03.950	+0.749	13:39:31.460
12	1:03.839	+0.638	13:40:35.299
13	1:04.637	+1.436	13:41:39.936

Lap	Lap Tm	Diff	Time of Day
<b>(90) Henry Campbell</b>			
1	1:08.821	+5.263	13:28:54.329
2	1:03.928	+0.370	13:29:58.257
3	1:03.995	+0.437	13:31:02.252
4	1:04.404	+0.846	13:32:06.656
5	1:04.036	+0.478	13:33:10.692
6	1:03.994	+0.436	13:34:14.686
7	1:03.558		13:35:18.244
8	1:03.844	+0.286	13:36:22.088
9	1:03.591	+0.033	13:37:25.679
10	1:03.968	+0.410	13:38:29.647
11	1:03.696	+0.138	13:39:33.343
12	1:03.566	+0.008	13:40:36.909
13	1:03.604	+0.046	13:41:40.513

Lap	Lap Tm	Diff	Time of Day
<b>(23) David Nichol</b>			
1	1:08.977	+5.093	13:28:54.825
2	1:04.366	+0.482	13:29:59.191
3	1:04.418	+0.534	13:31:03.609
4	1:03.884		13:32:07.493
5	1:04.332	+0.448	13:33:11.825
6	1:04.447	+0.563	13:34:16.272
7	1:04.666	+0.782	13:35:20.938
8	1:04.895	+1.011	13:36:25.833
9	1:04.979	+1.095	13:37:30.812
10	1:05.977	+2.093	13:38:36.789
11	1:05.033	+1.149	13:39:41.822

Results provisional until the conclusion of judicial and technical matters

Orbits

Chief Timekeeper: D.Bradfield

Clerk of the Course:

Live timing available at [timing.rhwright.co.uk](http://timing.rhwright.co.uk)

[www.mylaps.com](http://www.mylaps.com)

Licensed to: R.H.Wright Timing



## 500MRCI Summer Race Meeting


Formula Ford 1600

Kirkistown 500 MRCI 1.512 miles

Race 2 (R15)

30/07/2022 17:00


Race (12:00 and 1 Laps)



6	122
	11
5	21
	9
4	8
	7
3	9
	5
2	111
	3
1	28
	1

POLE POSITION

23
10
90
8
39
6
89
4
18
2



Results provisional until the conclusion of judicial and technical matters

Orbits

Chief Timekeeper: D.Bradfield

Clerk of the Course:

Live timing available at [timing.rhwright.co.uk](http://timing.rhwright.co.uk)

[www.mylaps.com](http://www.mylaps.com)

Licensed to: R.H.Wright Timing

Printed: 30/07/2022 10:10:39



# R.H.Wright Timing

## 500MRCI Summer Race Meeting

Sorted on Laps

Formula Ford 1600

Kirkistown 500 MRCI 1.512 miles

Race 2 (R15)

30/07/2022 17:00

Race (12:00 and 1 Laps) started at 16:29:26

Pos	No.	Name	Make	Laps	Total Tm	Best Tm	Best Speed	In Lap	Avg. Speed
1	28	David McCullough	Van DiemenRF	12	13:57.723	1:08.474	79.490	10	77.969
2	111	Dave Parks	Ray GR07	12	13:57.778	1:07.674	80.430	11	77.964
3	18	Alan Davidson	Mondiale M89S	12	13:58.694	1:07.926	80.132	11	77.879
4	89	Brandon McCaughan	Mondiale M89S	12	13:59.147	1:07.649	80.460	12	77.836
5	8	Philip Harris	Mondiale M89T	12	14:23.817	1:10.133	77.610	9	75.614
6	21	Mike Todd	Mondiale M89S	12	14:44.223	1:11.950	75.650	10	73.869
7	90	Henry Campbell	Reynard FF89	12	14:45.219	1:11.280	76.361	12	73.785
8	23	David Nicholl	Reynard FF89	12	14:55.933	1:10.945	76.722	12	72.903
9	122	Andrew Murphy	Swift SC95	10	14:00.889	1:12.451	75.127	6	64.729
<b>Not classified</b>									
DNF	9	Andrew Noble	Van Diemen JL012K	9	11:36.348	1:09.097	78.774	9	70.349
DNF	39	Rob Parks	Ray GR14	1	1:22.127	1:18.382	69.442	1	66.276

Margin of Victory	Avg. Speed	Best Lap Tm	Best Speed	Best Lap by
0.055	77.969	1:07.649	80.460	89 - Brandon McCaughan

Results provisional until the conclusion of judicial and technical matters

Orbits

Chief Timekeeper: D.Bradfield

Clerk of the Course:

Live timing available at [timing.rhwright.co.uk](http://timing.rhwright.co.uk)

[www.mylaps.com](http://www.mylaps.com)

Licensed to: R.H.Wright Timing

Printed: 30/07/2022 16:45:08



## 500MRCI Summer Race Meeting


Formula Ford 1600

Kirkistown 500 MRCI 1.512 miles

Race 2 (R15)

30/07/2022 17:00

Race (12:00 and 1 Laps) started at 16:29:26



Lap	Lap Tm	Diff	Time of Day
<b>(28) David McCullough</b>			
1	1:14.651	+6.177	16:30:43.161
2	1:10.190	+1.716	16:31:53.351
3	1:09.845	+1.371	16:33:03.196
4	1:09.576	+1.102	16:34:12.772
5	1:09.518	+1.044	16:35:22.290
6	1:08.949	+0.475	16:36:31.239
7	1:09.033	+0.559	16:37:40.272
8	1:08.605	+0.131	16:38:48.877
9	1:08.926	+0.452	16:39:57.803
10	1:08.474		16:41:06.277
11	1:08.953	+0.479	16:42:15.230
12	1:08.970	+0.496	16:43:24.200

Lap	Lap Tm	Diff	Time of Day
<b>(111) Dave Parks</b>			
1	1:15.119	+7.445	16:30:44.470
2	1:10.623	+2.949	16:31:55.093
3	1:10.068	+2.394	16:33:05.161
4	1:09.777	+2.103	16:34:14.938
5	1:09.005	+1.331	16:35:23.943
6	1:08.383	+0.709	16:36:32.326
7	1:08.887	+1.213	16:37:41.213
8	1:08.042	+0.368	16:38:49.255
9	1:11.441	+3.767	16:40:00.696
10	1:07.737	+0.063	16:41:08.433
11	1:07.674		16:42:16.107
12	1:08.148	+0.474	16:43:24.255

Lap	Lap Tm	Diff	Time of Day
<b>(18) Alan Davidson</b>			
1	1:14.497	+6.571	16:30:42.814
2	1:10.105	+2.179	16:31:52.919
3	1:10.137	+2.211	16:33:03.056
4	1:09.636	+1.710	16:34:12.692
5	1:09.968	+2.042	16:35:22.660
6	1:09.805	+1.879	16:36:32.465
7	1:09.345	+1.419	16:37:41.810
8	1:09.420	+1.494	16:38:51.230
9	1:08.813	+0.887	16:40:00.043
10	1:08.955	+1.029	16:41:08.998
11	1:07.926		16:42:16.924
12	1:08.247	+0.321	16:43:25.171

Lap	Lap Tm	Diff	Time of Day
<b>(89) Brandon McCaughan</b>			
1	1:16.593	+8.944	16:30:46.166
2	1:10.705	+3.056	16:31:56.871
3	1:10.473	+2.824	16:33:07.344
4	1:10.062	+2.413	16:34:17.406
5	1:09.605	+1.956	16:35:27.011
6	1:09.055	+1.406	16:36:36.066
7	1:08.825	+1.176	16:37:44.891
8	1:09.199	+1.550	16:38:54.090
9	1:08.194	+0.545	16:40:02.284
10	1:07.740	+0.091	16:41:10.024
11	1:07.951	+0.302	16:42:17.975
12	1:07.649		16:43:25.624

Lap	Lap Tm	Diff	Time of Day
<b>(8) Philp Harris</b>			
1	1:17.710	+7.577	16:30:48.601
2	1:12.720	+2.587	16:32:01.321
3	1:11.276	+1.143	16:33:12.597
4	1:12.185	+2.052	16:34:24.782
5	1:11.206	+1.073	16:35:35.988
6	1:11.029	+0.896	16:36:47.017
7	1:10.985	+0.852	16:37:58.002
8	1:10.297	+0.164	16:39:08.299
9	1:10.133		16:40:18.432
10	1:10.628	+0.495	16:41:29.060
11	1:11.015	+0.882	16:42:40.075
12	1:10.219	+0.086	16:43:50.294

Lap	Lap Tm	Diff	Time of Day
<b>(21) Mike Todd</b>			
1	1:18.761	+6.811	16:30:49.834
2	1:14.116	+2.166	16:32:03.950

Lap	Lap Tm	Diff	Time of Day
3	1:13.422	+1.472	16:33:17.372
4	1:12.578	+0.628	16:34:29.950
5	1:12.632	+0.682	16:35:42.582
6	1:12.457	+0.507	16:36:55.039
7	1:12.520	+0.570	16:38:07.559
8	1:12.697	+0.747	16:39:20.256
9	1:12.242	+0.292	16:40:32.498
10	1:11.950		16:41:44.448
11	1:13.328	+1.378	16:42:57.776
12	1:12.924	+0.974	16:44:10.700

Lap	Lap Tm	Diff	Time of Day
<b>(90) Henry Campbell</b>			
1	1:19.784	+8.504	16:30:50.649
2	1:14.181	+2.901	16:32:04.830
3	1:13.615	+2.335	16:33:18.445
4	1:13.282	+2.002	16:34:31.727
5	1:13.330	+2.050	16:35:45.057
6	1:12.655	+1.375	16:36:57.712
7	1:13.292	+2.012	16:38:11.004
8	1:12.676	+1.396	16:39:23.680
9	1:12.505	+1.225	16:40:36.185
10	1:12.305	+1.025	16:41:48.490
11	1:11.926	+0.646	16:43:00.416
12	1:11.280		16:44:11.696

Lap	Lap Tm	Diff	Time of Day
<b>(23) David Nichol</b>			
1	1:21.500	+10.555	16:30:52.621
2	1:16.245	+5.300	16:32:08.866
3	1:14.450	+3.505	16:33:23.316
4	1:14.418	+3.473	16:34:37.734
5	1:13.284	+2.339	16:35:51.018
6	1:12.118	+1.173	16:37:03.136
7	1:11.737	+0.792	16:38:14.873
8	1:22.711	+11.766	16:39:37.584
9	1:11.916	+0.971	16:40:49.500
10	1:10.970	+0.025	16:42:00.470
11	1:10.995	+0.050	16:43:11.465
12	1:10.945		16:44:22.410

Lap	Lap Tm	Diff	Time of Day
<b>(122) Andrew Murphy</b>			
1	1:19.662	+7.211	16:30:54.252
2	1:15.895	+3.444	16:32:10.147
3	1:14.575	+2.124	16:33:24.722
4	1:13.534	+1.083	16:34:38.256
5	1:13.168	+0.717	16:35:51.424
6	1:12.451		16:37:03.875
p7	2:34.447	+1:21.996	16:39:38.322
8	1:19.980	+7.529	16:40:58.302
9	1:13.376	+0.925	16:42:11.678
10	1:15.688	+3.237	16:43:27.366

Lap	Lap Tm	Diff	Time of Day
<b>(9) Andrew Noble</b>			
1	1:48.696	+39.599	16:31:18.889
2	1:13.202	+4.105	16:32:32.091
3	1:12.380	+3.283	16:33:44.471
4	1:11.267	+2.170	16:34:55.738
5	1:10.433	+1.336	16:36:06.171
6	1:10.168	+1.071	16:37:16.339
7	1:27.806	+18.709	16:38:44.145
8	1:09.583	+0.486	16:39:53.728
9	1:09.097		16:41:02.825

Lap	Lap Tm	Time of Day
<b>(39) Rob Parks</b>		
1	1:18.382	16:30:48.604

Results provisional until the conclusion of judicial and technical matters

Orbits

Chief Timekeeper: D.Bradfield

Clerk of the Course:

Live timing available at [timing.rhwright.co.uk](http://timing.rhwright.co.uk)

[www.mylaps.com](http://www.mylaps.com)

Licensed to: R.H.Wright Timing



# R.H.Wright Timing

500MRCI Summer Race Meeting

Sorted on best lap time

Formula Sheane

Kirkistown 500 MRCI 1.512 miles

Qualifying (Q3)

30/07/2022 09:10

Qualifying started at 9:13:09

Pos	No.	Name	Make	Best Tm	Diff	In Lap	Best Speed	2nd Best	2nd Lap
1	3	Richard Kearney	1.8 Sheane Rover	<b>1:04.699</b>		8	84.128	1:05.050	6
2	15	Garrett McKenna	1.8 Sheane Rover	<b>1:07.084</b>	2.385	7	81.137	1:07.436	8
3	9	Richie Adams	1.8 Sheane Rover	<b>1:07.280</b>	2.581	5	80.901	1:08.331	4
4	6	Brendan Car	1.8 Sheane Rover	<b>1:08.705</b>	4.006	4	79.223	1:08.819	8
5	10	Tom Foley	1.8 Sheane Rover	<b>1:09.012</b>	4.313	7	78.871	1:09.269	5
6	22	Chris Dunne	1.8 Sheane Rover	<b>1:09.296</b>	4.597	6	78.547	1:10.025	5
7	27	Mike Dermody	1.8 Sheane Rover	<b>1:12.025</b>	7.326	7	75.571	1:13.187	5

## Announcements

Car 22 – Please fit a working transponder as per MSUK Reg Q12.8.1

Results provisional until the conclusion of judicial and technical matters

Orbits

Chief Timekeeper: D.Bradfield

Clerk of the Course:

Live timing available at [timing.rhwright.co.uk](http://timing.rhwright.co.uk)

[www.mylaps.com](http://www.mylaps.com)

Licensed to: R.H.Wright Timing

Printed: 30/07/2022 09:24:38



## 500MRCI Summer Race Meeting


Formula Sheane

Kirkistown 500 MRCI 1.512 miles

Qualifying (Q3)

30/07/2022 09:10

Qualifying started at 9:13:09



Lap	Lap Tm	Diff	Time of Day
<b>(3) Richard Kearney</b>			
1	1:10.121	+5.422	9:15:47.358
2	1:07.314	+2.615	9:16:54.672
3	1:06.482	+1.783	9:18:01.154
4	1:05.569	+0.860	9:19:06.713
5	1:05.393	+0.694	9:20:12.106
6	1:05.050	+0.351	9:21:17.156
7	1:05.187	+0.488	9:22:22.343
8	1:04.699		9:23:27.042
<b>(15) Garrett McKenna</b>			
1	1:12.191	+5.107	9:15:51.606
2	1:11.097	+4.013	9:17:02.703
3	1:10.514	+3.430	9:18:13.217
4	1:08.942	+1.858	9:19:22.159
5	1:08.557	+1.473	9:20:30.716
6	1:07.604	+0.520	9:21:38.320
7	1:07.084		9:22:45.404
8	1:07.436	+0.352	9:23:52.840
<b>(9) Richie Adams</b>			
1	1:23.380	+16.100	9:18:30.313
2	1:15.316	+8.036	9:19:45.629
3	1:12.676	+5.396	9:20:58.305
4	1:08.331	+1.051	9:22:06.636
5	1:07.280		9:23:13.916
<b>(6) Brendan Car</b>			
1	1:09.565	+0.880	9:15:49.001
2	1:09.686	+0.981	9:16:58.687
3	1:09.630	+0.925	9:18:08.317
4	1:08.705		9:19:17.022
5	1:09.717	+1.012	9:20:26.739
6	1:11.316	+2.611	9:21:38.055
7	1:12.444	+3.739	9:22:50.499
8	1:08.819	+0.114	9:23:59.318
<b>(10) Tom Foley</b>			
1	1:14.134	+5.122	9:15:55.674
2	1:11.929	+2.917	9:17:07.603
3	1:10.768	+1.756	9:18:18.371
4	1:09.296	+0.284	9:19:27.667
5	1:09.269	+0.257	9:20:36.936
6	1:09.992	+0.980	9:21:46.928
7	1:09.012		9:22:55.940
8	1:09.467	+0.455	9:24:05.407
<b>(22) Chris Dunne</b>			
1	1:18.453	+9.157	9:17:24.440
2	1:16.794	+7.498	9:18:41.234
3	1:14.670	+5.374	9:19:55.904
4	1:10.932	+1.636	9:21:06.836
5	1:10.025	+0.729	9:22:16.861
6	1:09.296		9:23:26.157
<b>(27) Mike Dermody</b>			
1	1:18.803	+6.778	9:16:05.200
2	1:17.954	+5.929	9:17:23.154
3	1:17.175	+5.150	9:18:40.329
4	1:16.116	+4.091	9:19:56.445
5	1:13.187	+1.162	9:21:09.632
6	1:13.435	+1.410	9:22:23.067
7	1:12.025		9:23:35.092

Lap	Lap Tm	Diff	Time of Day
-----	--------	------	-------------

Lap	Lap Tm	Diff	Time of Day
-----	--------	------	-------------

Results provisional until the conclusion of judicial and technical matters Orbits

Chief Timekeeper: D.Bradfield

Clerk of the Course:

Live timing available at [timing.rhwright.co.uk](http://timing.rhwright.co.uk)

[www.mylaps.com](http://www.mylaps.com)

Licensed to: R.H.Wright Timing



## 500MRCI Summer Race Meeting


Formula Sheane

Kirkistown 500 MRCI 1.512 miles

Race 1 (R3)

30/07/2022 12:00

Race (12:00 and 1 Laps)



4	27
	7
3	10
	5
2	9
	3
1	3
	1

22
6
6
4
15
2

POLE POSITION



Results provisional until the conclusion of judicial and technical matters

Orbits

Chief Timekeeper: D.Bradfield

Clerk of the Course:

Live timing available at [timing.rhwright.co.uk](http://timing.rhwright.co.uk)

[www.mylaps.com](http://www.mylaps.com)

Licensed to: R.H.Wright Timing

Printed: 30/07/2022 09:45:38



# R.H.Wright Timing

## 500MRCI Summer Race Meeting

Sorted on Laps

Formula Sheane

Kirkistown 500 MRCI 1.512 miles

Race 1 (R3)

30/07/2022 12:00

Race (12:00 and 1 Laps) started at 11:43:07

Pos	No.	Name	Make	Laps	Total Tm	Best Tm	Best Speed	In Lap	Avg. Speed
1	3	Richard Kearney	1.8 Sheane Rover	12	13:46.009	1:04.645	84.199	5	79.074
2	22	Chris Dunne	1.8 Sheane Rover	12	14:01.341	1:05.720	82.821	6	77.633
3	9	Richie Adams	1.8 Sheane Rover	12	14:05.314	1:05.160	83.533	3	77.269
4	10	Tom Foley	1.8 Sheane Rover	12	14:26.137	1:05.790	82.733	5	75.411
5	6	Brendan Car	1.8 Sheane Rover	12	14:39.066	1:05.669	82.886	3	74.302
6	27	Mike Dermody	1.8 Sheane Rover	12	15:03.337	1:09.666	78.130	6	72.306
<b>Not classified</b>									
DNF	15	Garrett McKenna	1.8 Sheane Rover	5	6:07.283	1:05.656	82.902	3	74.098

Margin of Victory

Avg. Speed

Best Lap Tm

Best Speed

Best Lap by

15.332

79.074

1:04.645

84.199

3 - Richard Kearney

Results provisional until the conclusion of judicial and technical matters

Orbits

Chief Timekeeper: D.Bradfield

Clerk of the Course:

Live timing available at [timing.rhwright.co.uk](http://timing.rhwright.co.uk)

[www.mylaps.com](http://www.mylaps.com)

Licensed to: R.H.Wright Timing

Printed: 30/07/2022 11:58:27





## 500MRCI Summer Race Meeting


Formula Sheane

Kirkistown 500 MRCI 1.512 miles

Race 1 (R3)

30/07/2022 12:00

Race (12:00 and 1 Laps) started at 11:43:07



Lap	Lap Tm	Diff	Time of Day
<b>(3) Richard Kearney</b>			
1	1:09.707	+5.062	11:44:19.347
2	1:05.662	+1.017	11:45:25.009
3	1:04.950	+0.305	11:46:29.959
4	1:04.877	+0.232	11:47:34.836
5	1:04.645		11:48:39.481
6	1:04.763	+0.118	11:49:44.244
7	1:06.731	+2.086	11:50:50.975
8	1:07.580	+2.935	11:51:58.555
9	1:09.899	+5.254	11:53:08.454
10	1:14.101	+9.456	11:54:22.555
11	1:16.437	+11.792	11:55:38.992
12	1:15.001	+10.356	11:56:53.993

<b>(22) Chris Dunne</b>			
1	1:19.837	+14.117	11:44:31.202
2	1:07.397	+1.677	11:45:38.599
3	1:06.971	+1.251	11:46:45.570
4	1:06.100	+0.380	11:47:51.670
5	1:05.785	+0.065	11:48:57.455
6	1:05.720		11:50:03.175
7	1:05.810	+0.090	11:51:08.985
8	1:06.515	+0.795	11:52:15.500
9	1:08.965	+3.245	11:53:24.465
10	1:14.282	+8.562	11:54:38.747
11	1:14.778	+9.058	11:55:53.525
12	1:15.800	+10.080	11:57:09.325

<b>(9) Richie Adams</b>			
1	1:11.516	+6.336	11:44:21.852
2	1:12.400	+7.240	11:45:34.252
3	1:05.160		11:46:39.412
4	1:05.241	+0.081	11:47:44.653
5	1:06.640	+1.480	11:48:51.293
6	1:05.612	+0.452	11:49:56.905
7	1:07.714	+2.554	11:51:04.619
8	1:08.287	+3.127	11:52:12.906
9	1:08.602	+3.442	11:53:21.508
10	1:17.658	+12.498	11:54:39.166
11	1:16.648	+11.488	11:55:55.814
12	1:17.484	+12.324	11:57:13.298

<b>(10) Tom Foley</b>			
1	1:33.048	+27.258	11:44:44.148
2	1:07.447	+1.657	11:45:51.595
3	1:06.142	+0.352	11:46:57.737
4	1:06.308	+0.518	11:48:04.045
5	1:05.790		11:49:09.835
6	1:08.516	+2.726	11:50:18.351
7	1:07.602	+1.812	11:51:25.953
8	1:07.651	+1.861	11:52:33.604
9	1:11.549	+5.759	11:53:45.153
10	1:17.717	+11.927	11:55:02.870
11	1:15.542	+9.752	11:56:18.412
12	1:15.709	+9.919	11:57:34.121

<b>(6) Brendan Car</b>			
1	1:12.064	+6.395	11:44:22.636
2	1:21.986	+16.317	11:45:44.622
3	1:05.669		11:46:50.291
4	1:06.427	+0.758	11:47:56.718
5	1:05.826	+0.157	11:49:02.544
6	1:06.101	+0.432	11:50:08.645
7	1:06.302	+0.633	11:51:14.947
8	1:09.343	+3.674	11:52:24.290
9	1:12.441	+6.772	11:53:36.731
10	1:16.263	+10.594	11:54:52.994
11	1:20.766	+15.097	11:56:13.760
12	1:33.290	+27.621	11:57:47.050

<b>(27) Mike Dermody</b>			
1	1:14.880	+5.214	11:44:26.632
2	1:12.332	+2.666	11:45:38.964

Lap	Lap Tm	Diff	Time of Day
3	1:09.937	+0.271	11:46:48.901
4	1:10.187	+0.521	11:47:59.088
5	1:10.016	+0.350	11:49:09.104
6	1:09.666		11:50:18.770
7	1:10.735	+1.069	11:51:29.505
8	1:12.325	+2.659	11:52:41.830
9	1:15.255	+5.589	11:53:57.085
10	1:34.729	+25.063	11:55:31.814
11	1:19.510	+9.844	11:56:51.324
12	1:19.997	+10.331	11:58:11.321

<b>(15) Garrett McKenna</b>			
1	1:13.295	+7.639	11:44:23.065
2	1:06.344	+0.688	11:45:29.409
3	1:05.656		11:46:35.065
4	1:32.770	+27.114	11:48:07.835
5	1:07.432	+1.776	11:49:15.267

Results provisional until the conclusion of judicial and technical matters

Orbits

Chief Timekeeper: D.Bradfield

Clerk of the Course:

Live timing available at [timing.rhwright.co.uk](http://timing.rhwright.co.uk)

[www.mylaps.com](http://www.mylaps.com)

Licensed to: R.H.Wright Timing



## 500MRCI Summer Race Meeting


Formula Sheane

Kirkistown 500 MRCI 1.512 miles

Race 2 (R12)

30/07/2022 15:45


Race (12:00 and 1 Laps)



4	27
	7
3	10
	5
2	9
	3
1	3
	1

22
6
6
4
15
2

POLE POSITION



Results provisional until the conclusion of judicial and technical matters

Orbits

Chief Timekeeper: D.Bradfield

Clerk of the Course:

Live timing available at [timing.rhwright.co.uk](http://timing.rhwright.co.uk)

[www.mylaps.com](http://www.mylaps.com)

Licensed to: R.H.Wright Timing

Printed: 30/07/2022 09:45:52



# R.H.Wright Timing

## 500MRCI Summer Race Meeting

Sorted on Laps

Formula Sheane

Kirkistown 500 MRCI 1.512 miles

Race 2 (R12)

30/07/2022 15:45

Race (12:00 and 1 Laps) started at 15:20:57

Pos	No.	Name	Make	Laps	Total Tm	Best Tm	Best Speed	In Lap	Avg. Speed
1	3	Richard Kearney	1.8 Sheane Rover	11	13:32.711	1:11.230	76.415	7	73.671
2	9	Richie Adams	1.8 Sheane Rover	11	13:34.431	1:11.108	76.546	9	73.515
3	22	Chris Dunne	1.8 Sheane Rover	11	13:34.649	1:10.603	77.093	9	73.496
4	10	Tom Foley	1.8 Sheane Rover	11	13:53.572	1:12.854	74.711	10	71.827
5	27	Mike Dermody	1.8 Sheane Rover	11	14:40.950	1:17.326	70.391	7	67.964
6	15	Garrett McKenna	1.8 Sheane Rover	10	13:39.896	1:11.631	75.987	10	66.387
<b>Not classified</b>									
DNS	6	Brendan Car	1.8 Sheane Rover					0	

Margin of Victory

Avg. Speed

Best Lap Tm

Best Speed

Best Lap by

1.720

73.671

1:10.603

77.093

22 - Chris Dunne

Results provisional until the conclusion of judicial and technical matters

Orbits

Chief Timekeeper: D.Bradfield

Clerk of the Course:

Live timing available at [timing.rhwright.co.uk](http://timing.rhwright.co.uk)

[www.mylaps.com](http://www.mylaps.com)

Licensed to: R.H.Wright Timing

Printed: 30/07/2022 15:36:00



## 500MRCI Summer Race Meeting


Formula Sheane

Kirkistown 500 MRCI 1.512 miles

Race 2 (R12)

30/07/2022 15:45

Race (12:00 and 1 Laps) started at 15:20:57



Lap	Lap Tm	Diff	Time of Day
(3) Richard Kearney			
1	1:18.838	+7.608	15:22:17.800
2	1:13.337	+2.107	15:23:31.137
3	1:13.176	+1.946	15:24:44.313
4	1:13.043	+1.813	15:25:57.356
5	1:12.330	+1.100	15:27:09.686
6	1:12.612	+1.382	15:28:22.298
7	1:11.230		15:29:33.528
8	1:11.424	+0.194	15:30:44.952
9	1:15.210	+3.980	15:32:00.162
10	1:16.015	+4.785	15:33:16.177
11	1:13.711	+2.481	15:34:29.888

Lap	Lap Tm	Diff	Time of Day
(9) Richie Adams			
1	1:20.055	+8.947	15:22:20.418
2	1:14.578	+3.470	15:23:34.996
3	1:14.616	+3.508	15:24:49.612
4	1:14.879	+3.771	15:26:04.491
5	1:14.210	+3.102	15:27:18.701
6	1:13.850	+2.742	15:28:32.551
7	1:12.806	+1.698	15:29:45.357
8	1:12.766	+1.658	15:30:58.123
9	1:11.108		15:32:09.231
10	1:11.166	+0.058	15:33:20.397
11	1:11.211	+0.103	15:34:31.608

Lap	Lap Tm	Diff	Time of Day
(22) Chris Dunne			
1	1:20.974	+10.371	15:22:21.738
2	1:15.731	+5.128	15:23:37.469
3	1:15.055	+4.452	15:24:52.524
4	1:15.100	+4.497	15:26:07.624
5	1:14.060	+3.457	15:27:21.684
6	1:13.232	+2.629	15:28:34.916
7	1:12.188	+1.585	15:29:47.104
8	1:11.861	+1.258	15:30:58.965
9	1:10.603		15:32:09.568
10	1:11.332	+0.729	15:33:20.900
11	1:10.926	+0.323	15:34:31.826

Lap	Lap Tm	Diff	Time of Day
(10) Tom Foley			
1	1:22.445	+9.591	15:22:23.220
2	1:18.501	+5.647	15:23:41.721
3	1:15.927	+3.073	15:24:57.648
4	1:15.602	+2.748	15:26:13.250
5	1:14.991	+2.137	15:27:28.241
6	1:14.334	+1.480	15:28:42.575
7	1:14.441	+1.587	15:29:57.016
8	1:13.379	+0.525	15:31:10.395
9	1:13.039	+0.185	15:32:23.434
10	1:12.854		15:33:36.288
11	1:14.461	+1.607	15:34:50.749

Lap	Lap Tm	Diff	Time of Day
(27) Mike Dermody			
1	1:26.293	+8.967	15:22:27.841
2	1:21.759	+4.433	15:23:49.600
3	1:21.315	+3.989	15:25:10.915
4	1:20.833	+3.507	15:26:31.748
5	1:19.362	+2.036	15:27:51.110
6	1:18.742	+1.416	15:29:09.852
7	1:17.326		15:30:27.178
8	1:17.553	+0.227	15:31:44.731
9	1:17.928	+0.602	15:33:02.659
10	1:17.765	+0.439	15:34:20.424
11	1:17.703	+0.377	15:35:38.127

Lap	Lap Tm	Diff	Time of Day
(15) Garrett McKenna			
1	1:50.657	+39.026	15:22:48.400
p2	1:48.423	+36.792	15:24:36.823
3	1:23.619	+11.988	15:26:00.442
4	1:17.030	+5.399	15:27:17.472
5	1:14.457	+2.826	15:28:31.929
6	1:15.610	+3.979	15:29:47.539
7	1:13.088	+1.457	15:31:00.627

Lap	Lap Tm	Diff	Time of Day
8	1:12.449	+0.818	15:32:13.076
9	1:12.366	+0.735	15:33:25.442
10	1:11.631		15:34:37.073

Lap	Lap Tm	Diff	Time of Day
-----	--------	------	-------------

Results provisional until the conclusion of judicial and technical matters

Orbits

Chief Timekeeper: D.Bradfield

Clerk of the Course:

Live timing available at [timing.rhwright.co.uk](http://timing.rhwright.co.uk)

[www.mylaps.com](http://www.mylaps.com)

Licensed to: R.H.Wright Timing



# R.H.Wright Timing

## 500MRCI Summer Race Meeting

Sorted on best lap time

Historics

Kirkistown 500 MRCI 1.512 miles

Qualifying (Q2)

30/07/2022 08:50

Qualifying started at 8:58:57

Pos	No.	Name	Make	Best Tm	Diff	In Lap	Best Speed	2nd Best	2nd Lap
1	23	Jackie Cochrane	4.8 Sunbeam Tiger	<b>1:09.168</b>		4	78.693	1:09.374	6
2	19	Bill Griffin	2.0 Crossle 9S	<b>1:09.506</b>	0.338	5	78.310	1:10.373	1
3	55	Bernard Foley	2.0 Crossle 47S	<b>1:10.046</b>	0.878	6	77.706	1:10.977	7
4	24	Lewis Dunlop	1.6 Lotus Elan	<b>1:10.362</b>	1.194	7	77.357	1:10.606	6
5	26	David Kelly	2.0 Crossle 9S	<b>1:10.407</b>	1.239	6	77.308	1:10.606	5
6	47	Steven Kelly	1.6 Mallock Mk23	<b>1:11.504</b>	2.336	4	76.122	1:12.133	3
7	88	Conor Cooke	1.3 MG Midget	<b>1:18.769</b>	9.601	5	69.101	1:18.964	3
8	72	Wolfgang Schnittger	1.5 MG Midget	<b>1:19.642</b>	10.474	5	68.344	1:20.393	4
9	53	Paraic McCormick	2.0 Ford Escort	<b>1:22.647</b>	13.479	4	65.859	1:24.046	5
10	50	Richard Bateman	1.6 Lotus Elan	<b>1:24.891</b>	15.723	6	64.118	1:25.608	5
11	6	Edmund Cassidy	4.5 Sunbeam Tiger			0	-		0
12	28	Gareth Thompson	3.5 MGB GT			0	-		0
13	99	Ray Moore	2.0 Crossle 9S			0	-		0

### Announcements

Cars 19 & 53 Please fit a working transponder as per MSUK Reg Q12.8.1

Results provisional until the conclusion of judicial and technical matters

Orbits

Chief Timekeeper: D.Bradfield

Clerk of the Course:

Live timing available at [timing.rhwright.co.uk](http://timing.rhwright.co.uk)

[www.mylaps.com](http://www.mylaps.com)

Licensed to: R.H.Wright Timing

Printed: 30/07/2022 09:10:31



## 500MRCI Summer Race Meeting


Historics

Kirkistown 500 MRCI 1.512 miles

Qualifying (Q2)

30/07/2022 08:50

Qualifying started at 8:58:57



Lap	Lap Tm	Diff	Time of Day
<b>(23) Jackie Cochrane</b>			
1	1:12.511	+3.343	9:01:43.665
2	1:11.404	+2.236	9:02:55.069
3	1:10.099	+0.931	9:04:05.168
4	1:09.168		9:05:14.336
5	1:10.503	+1.335	9:06:24.839
6	1:09.374	+0.206	9:07:34.213
7	1:09.870	+0.702	9:08:44.083
8	1:09.802	+0.634	9:09:53.885
<b>(19) Bill Griffin</b>			
1	1:10.373	+0.867	9:02:50.556
2	1:11.690	+2.184	9:04:02.246
3	1:16.842	+7.336	9:05:19.088
4	1:14.580	+5.074	9:06:33.668
5	1:09.506		9:07:43.174
6	1:18.272	+8.766	9:09:01.446
<b>(55) Bernard Foley</b>			
1	1:14.569	+4.523	9:01:36.900
2	1:14.429	+4.383	9:02:51.329
3	1:11.798	+1.752	9:04:03.127
4	1:11.416	+1.370	9:05:14.543
5	1:13.770	+3.724	9:06:28.313
6	1:10.046		9:07:38.359
7	1:10.977	+0.931	9:08:49.336
<b>(24) Lewis Dunlop</b>			
1	1:17.294	+6.932	9:01:50.589
2	1:13.208	+2.846	9:03:03.807
3	1:12.267	+1.905	9:04:16.074
4	1:11.155	+0.793	9:05:27.229
5	1:13.613	+3.251	9:06:40.842
6	1:10.606	+0.244	9:07:51.448
7	1:10.362		9:09:01.810
<b>(26) David Kelly</b>			
1	1:14.328	+3.921	9:01:40.731
2	1:12.300	+1.893	9:02:53.031
3	1:14.207	+3.800	9:04:07.238
4	1:11.070	+0.663	9:05:18.308
5	1:10.606	+0.199	9:06:28.914
6	1:10.407		9:07:39.321
7	1:16.916	+6.509	9:08:56.237
<b>(47) Steven Kelly</b>			
1	1:18.249	+6.745	9:01:58.953
2	1:13.777	+2.273	9:03:12.730
3	1:12.133	+0.629	9:04:24.863
4	1:11.504		9:05:36.367
5	1:12.805	+1.301	9:06:49.172
6	1:15.755	+4.251	9:08:04.927
7	1:13.823	+2.319	9:09:18.750
<b>(88) Conor Cooke</b>			
1	1:22.559	+3.790	9:02:12.345
2	1:20.085	+1.316	9:03:32.430
3	1:18.964	+0.195	9:04:51.394
4	1:19.136	+0.367	9:06:10.530
5	1:18.769		9:07:29.299
6	1:19.477	+0.708	9:08:48.776
<b>(72) Wolfgang Schnittger</b>			
1	1:23.955	+4.313	9:02:09.730
2	1:20.974	+1.332	9:03:30.704
3	1:20.814	+1.172	9:04:51.518
4	1:20.393	+0.751	9:06:11.911
5	1:19.642		9:07:31.553
6	1:29.676	+10.034	9:09:01.229
<b>(53) Paraic McCormick</b>			
1	1:28.128	+5.481	9:03:43.838
2	1:27.149	+4.502	9:05:10.987

Lap	Lap Tm	Diff	Time of Day
3	1:27.465	+4.818	9:06:38.452
4	1:22.647		9:08:01.099
5	1:24.046	+1.399	9:09:25.145
<b>(50) Richard Bateman</b>			
1	1:29.452	+4.561	9:02:26.004
2	1:26.015	+1.124	9:03:52.019
3	1:27.269	+2.378	9:05:19.288
4	1:29.014	+4.123	9:06:48.302
5	1:25.608	+0.717	9:08:13.910
6	1:24.891		9:09:38.801

Lap	Lap Tm	Diff	Time of Day
-----	--------	------	-------------

Results provisional until the conclusion of judicial and technical matters

Orbits

Chief Timekeeper: D.Bradfield

Clerk of the Course:

Live timing available at [timing.rhwright.co.uk](http://timing.rhwright.co.uk)

[www.mylaps.com](http://www.mylaps.com)

Licensed to: R.H.Wright Timing



## 500MRCI Summer Race Meeting

Historics

Kirkistown 500 MRCI 1.512 miles

Race 1 (R2)

30/07/2022 11:35

Race (12:00 and 1 Laps)

7

99 Ray Moore

13

6

6 Edmund Cassidy

11

5

1:22.647  
53 Paraic McCormick

9

4

1:18.769  
88 Conor Cooke

7

3

1:10.407  
26 David Kelly

5

2

1:10.046  
55 Bernard Foley

3

1

1:09.168  
23 Jackie Cochrane

1

POLE POSITION

28 Gareth Thompson

12

1:24.891  
50 Richard Bateman

10

1:19.642  
72 Wolfgang Schnittger

8

1:11.504  
47 Steven Kelly

6

1:10.362  
24 Lewis Dunlop

4

1:09.506  
19 Bill Griffin

2

Results provisional until the conclusion of judicial and technical matters

Orbits

Chief Timekeeper: D.Bradfield

Clerk of the Course:

Live timing available at [timing.rhwright.co.uk](http://timing.rhwright.co.uk)

[www.mylaps.com](http://www.mylaps.com)

Licensed to: R.H.Wright Timing



## 500MRCI Summer Race Meeting

Sorted on Laps

Historics

Kirkistown 500 MRCI 1.512 miles

Race 1 (R2)

30/07/2022 11:35

Race (12:00 and 1 Laps) started at 11:22:18

Pos	No.	Name	Make	Laps	Total Tm	Best Tm	Best Speed	In Lap	Avg. Speed
1	99	Ray Moore	2.0 Crossle 9S	13	13:50.165	1:02.284	87.390	7	85.235
2	55	Bernard Foley	2.0 Crossle 47S	13	13:57.215	1:02.380	87.256	6	84.517
3	23	Jackie Cochrane	4.8 Sunbeam Tiger	13	14:05.970	1:03.360	85.906	6	83.643
4	26	David Kelly	2.0 Crossle 9S	13	14:10.862	1:03.179	86.152	9	83.162
5	24	Lewis Dunlop	1.6 Lotus Elan	13	14:18.362	1:04.584	84.278	9	82.435
6	19	Bill Griffin	2.0 Crossle 9S	13	14:25.240	1:04.349	84.586	2	81.780
7	47	Steven Kelly	1.6 Mallock Mk23	12	14:10.087	1:08.143	79.876	2	76.835
8	50	Richard Bateman	1.6 Lotus Elan	12	14:42.148	1:11.959	75.641	2	74.042
9	88	Conor Cooke	1.3 MG Midget	12	14:55.912	1:12.819	74.747	5	72.905
10	72	Wolfgang Schnittger	1.5 MG Midget	12	14:59.402	1:13.420	74.135	11	72.622
11	53	Paraic McCormick	2.0 Ford Escort	11	14:15.018	1:14.490	73.070	5	70.026

Margin of Victory

Avg. Speed

Best Lap Tm

Best Speed

Best Lap by

7.050

85.235

1:02.284

87.390

99 - Ray Moore

Results provisional until the conclusion of judicial and technical matters

Orbits

Chief Timekeeper: D.Bradfield

Clerk of the Course:

Live timing available at [timing.rhwright.co.uk](http://timing.rhwright.co.uk)

[www.mylaps.com](http://www.mylaps.com)

Licensed to: R.H.Wright Timing

Printed: 30/07/2022 11:37:31





## 500MRCI Summer Race Meeting

### Historics

Kirkistown 500 MRCI 1.512 miles

### Race 1 (R2)

30/07/2022 11:35

Race (12:00 and 1 Laps) started at 11:22:18

Lap	Lap Tm	Diff	Time of Day
<b>(99) Ray Moore</b>			
1	1:09.888	+7.604	11:23:33.119
2	1:04.974	+2.690	11:24:38.093
3	1:02.902	+0.618	11:25:40.995
4	1:02.602	+0.318	11:26:43.597
5	1:02.650	+0.366	11:27:46.247
6	1:02.347	+0.063	11:28:48.594
7	1:02.284		11:29:50.878
8	1:03.091	+0.807	11:30:53.969
9	1:03.370	+1.086	11:31:57.339
10	1:02.942	+0.658	11:33:00.281
11	1:02.793	+0.509	11:34:03.074
12	1:02.868	+0.584	11:35:05.942
13	1:02.941	+0.657	11:36:08.883
<b>(55) Bernard Foley</b>			
1	1:09.885	+7.505	11:23:31.735
2	1:04.138	+1.758	11:24:35.873
3	1:05.676	+3.296	11:25:41.549
4	1:03.518	+1.138	11:26:45.067
5	1:02.651	+0.271	11:27:47.718
6	1:02.380		11:28:50.098
7	1:04.260	+1.880	11:29:54.358
8	1:03.919	+1.539	11:30:58.277
9	1:04.656	+2.276	11:32:02.933
10	1:03.106	+0.726	11:33:06.039
11	1:03.241	+0.861	11:34:09.280
12	1:02.889	+0.509	11:35:12.169
13	1:03.764	+1.384	11:36:15.933
<b>(23) Jackie Cochrane</b>			
1	1:11.152	+7.792	11:23:32.158
2	1:06.165	+2.805	11:24:38.323
3	1:04.483	+1.123	11:25:42.806
4	1:04.544	+1.184	11:26:47.350
5	1:04.212	+0.852	11:27:51.562
6	1:03.360		11:28:54.922
7	1:04.188	+0.828	11:29:59.110
8	1:04.949	+1.589	11:31:04.059
9	1:03.945	+0.585	11:32:08.004
10	1:03.988	+0.628	11:33:11.992
11	1:03.834	+0.474	11:34:15.826
12	1:04.161	+0.801	11:35:19.987
13	1:04.701	+1.341	11:36:24.688
<b>(26) David Kelly</b>			
1	1:11.541	+8.362	11:23:33.747
2	1:05.177	+1.998	11:24:38.924
3	1:05.171	+1.992	11:25:44.095
4	1:04.580	+1.401	11:26:48.675
5	1:04.378	+1.199	11:27:53.053
6	1:03.349	+0.170	11:28:56.402
7	1:03.436	+0.257	11:29:59.838
8	1:10.733	+7.554	11:31:10.571
9	1:03.179		11:32:13.750
10	1:04.859	+1.680	11:33:18.609
11	1:04.075	+0.896	11:34:22.684
12	1:03.404	+0.225	11:35:26.088
13	1:03.492	+0.313	11:36:29.580
<b>(24) Lewis Dunlop</b>			
1	1:10.959	+6.375	11:23:32.487
2	1:07.570	+2.986	11:24:40.057
3	1:05.577	+0.993	11:25:45.634
4	1:04.804	+0.220	11:26:50.438
5	1:04.997	+0.413	11:27:55.435
6	1:04.810	+0.226	11:29:00.245
7	1:05.349	+0.765	11:30:05.594
8	1:05.725	+1.141	11:31:11.319
9	1:04.584		11:32:15.903
10	1:04.914	+0.330	11:33:20.817
11	1:06.241	+1.657	11:34:27.058
12	1:04.858	+0.274	11:35:31.916

Lap	Lap Tm	Diff	Time of Day
13	1:05.164	+0.580	11:36:37.080
<b>(19) Bill Griffin</b>			
1	1:10.285	+5.936	11:23:31.168
2	1:04.349		11:24:35.517
3	1:05.435	+1.086	11:25:40.952
4	1:06.113	+1.764	11:26:47.065
5	1:07.867	+3.518	11:27:54.932
6	1:07.165	+2.816	11:29:02.097
7	1:06.989	+2.640	11:30:09.086
8	1:06.256	+1.907	11:31:15.342
9	1:05.533	+1.184	11:32:20.875
10	1:05.523	+1.174	11:33:26.398
11	1:05.633	+1.284	11:34:32.031
12	1:05.561	+1.212	11:35:37.592
13	1:06.366	+2.017	11:36:43.958
<b>(47) Steven Kelly</b>			
1	1:14.405	+6.262	11:23:36.278
2	1:08.143		11:24:44.421
3	1:09.402	+1.259	11:25:53.823
4	1:10.633	+2.490	11:27:04.456
5	1:09.141	+0.998	11:28:13.597
6	1:08.521	+0.378	11:29:22.118
7	1:08.905	+0.762	11:30:31.023
8	1:08.153	+0.010	11:31:39.176
9	1:09.579	+1.436	11:32:48.755
10	1:08.860	+0.717	11:33:57.615
11	1:12.047	+3.904	11:35:09.662
12	1:19.143	+11.000	11:36:28.805
<b>(50) Richard Bateman</b>			
1	1:18.093	+6.134	11:23:41.746
2	1:11.959		11:24:53.705
3	1:12.938	+0.979	11:26:06.643
4	1:13.014	+1.055	11:27:19.657
5	1:12.481	+0.522	11:28:32.138
6	1:11.969	+0.010	11:29:44.107
7	1:12.123	+0.164	11:30:56.230
8	1:12.042	+0.083	11:32:08.272
9	1:13.284	+1.325	11:33:21.556
10	1:12.781	+0.822	11:34:34.337
11	1:13.088	+1.129	11:35:47.425
12	1:13.441	+1.482	11:37:00.866
<b>(88) Conor Cooke</b>			
1	1:18.129	+5.310	11:23:41.071
2	1:13.558	+0.739	11:24:54.629
3	1:13.712	+0.893	11:26:08.341
4	1:12.884	+0.065	11:27:21.225
5	1:12.819		11:28:34.044
6	1:13.693	+0.874	11:29:47.737
7	1:14.189	+1.370	11:31:01.926
8	1:16.055	+3.236	11:32:17.981
9	1:14.368	+1.549	11:33:32.349
10	1:13.630	+0.811	11:34:45.979
11	1:13.915	+1.096	11:35:59.894
12	1:14.736	+1.917	11:37:14.630
<b>(72) Wolfgang Schnittger</b>			
1	1:19.466	+6.046	11:23:42.298
2	1:15.246	+1.826	11:24:57.544
3	1:14.462	+1.042	11:26:12.006
4	1:14.133	+0.713	11:27:26.139
5	1:14.289	+0.869	11:28:40.428
6	1:13.869	+0.449	11:29:54.297
7	1:14.537	+1.117	11:31:08.834
8	1:14.583	+1.163	11:32:23.417
9	1:13.556	+0.136	11:33:36.973
10	1:13.438	+0.018	11:34:50.411
11	1:13.420		11:36:03.831
12	1:14.289	+0.869	11:37:18.120
<b>(53) Paraic McCormick</b>			

Results provisional until the conclusion of judicial and technical matters

Orbits

Chief Timekeeper: D.Bradfield

Clerk of the Course:

Live timing available at [timing.rhwright.co.uk](http://timing.rhwright.co.uk)

[www.mylaps.com](http://www.mylaps.com)

Licensed to: R.H.Wright Timing





## 500MRCI Summer Race Meeting

Historics

Kirkistown 500 MRCI 1.512 miles

Race 2 (R11)

30/07/2022 15:20

Race (12:00 and 1 Laps)

7	99
	13
6	6
	11
5	53
	9
4	88
	7
3	55
	5
2	24
	3
1	23
	1

POLE POSITION

28
12
50
10
72
8
47
6
26
4
19
2



Results provisional until the conclusion of judicial and technical matters

Orbits

Chief Timekeeper: D.Bradfield

Clerk of the Course:

Live timing available at [timing.rhwright.co.uk](http://timing.rhwright.co.uk)

[www.mylaps.com](http://www.mylaps.com)

Licensed to: R.H.Wright Timing

Printed: 30/07/2022 10:43:48



# R.H.Wright Timing

## 500MRCI Summer Race Meeting

Sorted on Laps

Historics

Kirkistown 500 MRCI 1.512 miles

Race 2 (R11)

30/07/2022 15:20

Race (12:00 and 1 Laps) started at 14:55:11

Pos	No.	Name	Make	Laps	Total Tm	Best Tm	Best Speed	In Lap	Avg. Speed
1	26	David Kelly	2.0 Crossle 9S	12	13:52.608	1:05.265	83.399	6	78.448
2	23	Jackie Cochrane	4.8 Sunbeam Tiger	12	14:06.796	1:05.670	82.884	5	77.133
3	55	Bernard Foley	2.0 Crossle 47S	12	14:22.830	1:07.020	81.215	6	75.700
4	19	Bill Griffin	2.0 Crossle 9S	12	14:23.809	1:07.086	81.135	4	75.614
5	47	Steven Kelly	1.6 Mallock Mk23	12	14:43.670	1:10.928	76.740	3	73.915
6	53	Paraic McCormick	2.0 Ford Escort	11	14:29.998	1:15.741	71.864	5	68.820
7	88	Conor Cooke	1.3 MG Midget	11	14:30.787	1:15.826	71.783	6	68.758
8	72	Wolfgang Schnittger	1.5 MG Midget	11	14:44.550	1:16.246	71.388	4	67.688
<b>Not classified</b>									
DNF	24	Lewis Dunlop	1.6 Lotus Elan		3.056		-	0	-
DNS	50	Richard Bateman	1.6 Lotus Elan				-	0	-

Margin of Victory

Avg. Speed

Best Lap Tm

Best Speed

Best Lap by

14.188

78.448

1:05.265

83.399

26 - David Kelly

Results provisional until the conclusion of judicial and technical matters

Orbits

Chief Timekeeper: D.Bradfield

Clerk of the Course:

Live timing available at [timing.rhwright.co.uk](http://timing.rhwright.co.uk)

[www.mylaps.com](http://www.mylaps.com)

Licensed to: R.H.Wright Timing

Printed: 30/07/2022 15:10:44



## 500MRCI Summer Race Meeting


Historics

Kirkistown 500 MRCI 1.512 miles

Race 2 (R11)

30/07/2022 15:20

Race (12:00 and 1 Laps) started at 14:55:11



Lap	Lap Tm	Diff	Time of Day
<b>(26) David Kelly</b>			
1	1:11.091	+5.826	14:56:25.224
2	1:10.152	+4.887	14:57:35.376
3	1:07.649	+2.384	14:58:43.025
4	1:06.566	+1.301	14:59:49.591
5	1:05.853	+0.588	15:00:55.444
6	1:05.265		15:02:00.709
7	1:06.411	+1.146	15:03:07.120
8	1:07.807	+2.542	15:04:14.927
9	1:09.252	+3.987	15:05:24.179
10	1:11.657	+6.392	15:06:35.836
11	1:12.316	+7.051	15:07:48.152
12	1:16.129	+10.864	15:09:04.281

Lap	Lap Tm	Diff	Time of Day
<b>(23) Jackie Cochrane</b>			
1	1:16.377	+10.707	14:56:30.518
2	1:09.540	+3.870	14:57:40.058
3	1:07.756	+2.086	14:58:47.814
4	1:07.072	+1.402	14:59:54.886
5	1:05.670		15:01:00.556
6	1:06.738	+1.068	15:02:07.294
7	1:06.753	+1.083	15:03:14.047
8	1:07.433	+1.763	15:04:21.480
9	1:10.171	+4.501	15:05:31.651
10	1:14.947	+9.277	15:06:46.598
11	1:14.379	+8.709	15:08:00.977
12	1:17.492	+11.822	15:09:18.469

Lap	Lap Tm	Diff	Time of Day
<b>(55) Bernard Foley</b>			
1	1:16.368	+9.348	14:56:31.700
2	1:11.898	+4.878	14:57:43.598
3	1:09.713	+2.693	14:58:53.311
4	1:09.170	+2.150	15:00:02.481
5	1:09.164	+2.144	15:01:11.645
6	1:07.020		15:02:18.665
7	1:07.624	+0.604	15:03:26.289
8	1:08.533	+1.513	15:04:34.822
9	1:12.751	+5.731	15:05:47.573
10	1:15.911	+8.891	15:07:03.484
11	1:16.844	+9.824	15:08:20.328
12	1:14.175	+7.155	15:09:34.503

Lap	Lap Tm	Diff	Time of Day
<b>(19) Bill Griffin</b>			
1	1:14.739	+7.653	14:56:28.464
2	1:09.522	+2.436	14:57:37.986
3	1:08.738	+1.652	14:58:46.724
4	1:07.086		14:59:53.810
5	1:08.184	+1.098	15:01:01.994
6	1:09.070	+1.984	15:02:11.064
7	1:08.543	+1.457	15:03:19.607
8	1:09.442	+2.356	15:04:29.049
9	1:22.396	+15.310	15:05:51.445
10	1:15.169	+8.083	15:07:06.614
11	1:14.267	+7.181	15:08:20.881
12	1:14.601	+7.515	15:09:35.482

Lap	Lap Tm	Diff	Time of Day
<b>(47) Steven Kelly</b>			
1	1:16.604	+5.676	14:56:31.171
2	1:13.160	+2.232	14:57:44.331
3	1:10.928		14:58:55.259
4	1:11.568	+0.640	15:00:06.827
5	1:11.690	+0.762	15:01:18.517
6	1:11.135	+0.207	15:02:29.652
7	1:11.436	+0.508	15:03:41.088
8	1:11.320	+0.392	15:04:52.408
9	1:14.671	+3.743	15:06:07.079
10	1:18.264	+7.336	15:07:25.343
11	1:15.758	+4.830	15:08:41.101
12	1:14.242	+3.314	15:09:55.343

Lap	Lap Tm	Diff	Time of Day
<b>(53) Paraic McCormick</b>			
1	1:24.276	+8.535	14:56:40.664
2	1:19.834	+4.093	14:58:00.498

Lap	Lap Tm	Diff	Time of Day
3	1:18.264	+2.523	14:59:18.762
4	1:15.945	+0.204	15:00:34.707
5	1:15.741		15:01:50.448
6	1:16.156	+0.415	15:03:06.604
7	1:17.076	+1.335	15:04:23.680
8	1:17.545	+1.804	15:05:41.225
9	1:19.538	+3.797	15:07:00.763
10	1:21.419	+5.678	15:08:22.182
11	1:19.489	+3.748	15:09:41.671

Lap	Lap Tm	Diff	Time of Day
<b>(88) Conor Cooke</b>			
1	1:24.014	+8.188	14:56:40.077
2	1:19.899	+4.073	14:57:59.976
3	1:17.877	+2.051	14:59:17.853
4	1:16.057	+0.231	15:00:33.910
5	1:19.626	+3.800	15:01:53.536
6	1:15.826		15:03:09.362
7	1:16.095	+0.269	15:04:25.457
8	1:16.854	+1.028	15:05:42.311
9	1:19.379	+3.553	15:07:01.690
10	1:21.724	+5.898	15:08:23.414
11	1:19.046	+3.220	15:09:42.460

Lap	Lap Tm	Diff	Time of Day
<b>(72) Wolfgang Schnittger</b>			
1	1:22.983	+6.737	14:56:38.532
2	1:20.771	+4.525	14:57:59.303
3	1:18.132	+1.886	14:59:17.435
4	1:16.246		15:00:33.681
5	1:16.256	+0.010	15:01:49.937
6	1:17.556	+1.310	15:03:07.493
7	1:17.412	+1.166	15:04:24.905
8	1:19.091	+2.845	15:05:43.996
9	1:29.626	+13.380	15:07:13.622
10	1:21.428	+5.182	15:08:35.050
11	1:21.173	+4.927	15:09:56.223

Results provisional until the conclusion of judicial and technical matters

Orbits

Chief Timekeeper: D.Bradfield

Clerk of the Course:

Live timing available at [timing.rhwright.co.uk](http://timing.rhwright.co.uk)

[www.mylaps.com](http://www.mylaps.com)

Licensed to: R.H.Wright Timing



## 500MRCI Summer Race Meeting

Sorted on best lap time

Libre Saloons, GTs

Kirkistown 500 MRCI 1.512 miles

Qualifying (Q4)

30/07/2022 09:30

Qualifying (15:00 and 1 Laps) started at 9:26:12

Pos	No.	Name	Make	Best Tm	Diff	In Lap	Best Speed	2nd Best	2nd Lap
<b>GT</b>									
1	47	Gerard O'Connell	2.9 SHP Escort	<b>1:00.619</b>		8	89.791	1:01.043	7
2	142	Paul Parr	2.0 SHP Supercar	<b>1:03.450</b>	2.831	4	85.784	1:03.927	3
3	77	Alan Watkins	2.0 SHP Supercar	<b>1:03.595</b>	2.976	8	85.589	1:03.760	7
4	22	Charlie Linnane	2.0 SHP Supercar	<b>1:04.001</b>	3.382	3	85.046	1:04.265	4
5	48	Paul McAlinden	2.0 SHP Supercar	<b>1:11.720</b>	11.101	3	75.893	1:12.054	5
6	67	Jonathan Mills	2.2 Renault Clio	<b>1:14.233</b>	13.614	2	73.323	1:14.675	3
<b>Libre Saloons</b>									
1	63	Peter Baxter	2.0t SEAT Leon	<b>1:02.369</b>		7	87.271	1:02.513	8
2	83	Stephen Traub	2.4 Honda Integra	<b>1:04.739</b>	2.370	8	84.076	1:05.157	7
3	7	Stuart Curran	2.4 Honda Integra	<b>1:07.088</b>	4.719	7	81.133	1:08.473	5
4	138	Alan O'Neill	2.2 Mazda RX7	<b>1:07.114</b>	4.745	6	81.101	1:08.133	4
5	212	Gareth Blaine	3.0 BMW 330i	<b>1:07.198</b>	4.829	7	81.000	1:08.369	4
6	69	Robert Savage	2.4 Honda Accord	<b>1:07.594</b>	5.225	7	80.525	1:10.647	6
7	59	Ralph Jess	3.2 BMW M3	<b>1:10.130</b>	7.761	7	77.613	1:10.147	8
8	33	Donal O'Neill	1.8t SEAT Cupra	<b>1:10.990</b>	8.621	6	76.673	1:11.230	7
9	2	Greer Wray	3.0 BMW 330i	<b>1:11.030</b>	8.661	6	76.630	1:11.168	5
10	34	David McMinn	1.9t SEAT Ibiza SR	<b>1:58.332</b>	55.963	1	45.998		0
11	15	Michael Clune	2.5 Nissan Skyline			0	-		0
12	31	Keith Wray	3.0 BMW 330i			0	-		0
13	97	Adrian Dunne	1.8 Citroen Saxo VTS			0	-		0
14	633	Juke Baxter	2.0t SEAT Leon			0	-		0

Results provisional until the conclusion of judicial and technical matters

Orbits

Chief Timekeeper: D.Bradfield

Clerk of the Course:

Live timing available at [timing.rhwright.co.uk](http://timing.rhwright.co.uk)

[www.mylaps.com](http://www.mylaps.com)

Licensed to: R.H.Wright Timing



## 500MRCI Summer Race Meeting


Libre Saloons, GTs

Kirkistown 500 MRCI 1.512 miles

Qualifying (Q4)

30/07/2022 09:30

Qualifying (15:00 and 1 Laps) started at 9:26:12



Lap	Lap Tm	Diff	Time of Day
<b>(47) Gerard O'Connell</b>			
1	1:03.492	+2.873	9:28:47.828
2	1:07.114	+6.495	9:29:54.942
3	1:01.588	+0.969	9:30:56.530
4	1:01.804	+1.185	9:31:58.334
5	1:02.874	+2.255	9:33:01.208
6	1:01.721	+1.102	9:34:02.929
7	1:01.043	+0.424	9:35:03.972
8	1:00.619		9:36:04.591
9	1:01.811	+1.192	9:37:06.402
<b>(63) Peter Baxter</b>			
1	1:09.178	+6.809	9:29:03.232
2	1:06.002	+3.633	9:30:09.234
3	1:04.674	+2.305	9:31:13.908
4	1:05.156	+2.787	9:32:19.064
5	1:02.598	+0.229	9:33:21.662
6	1:03.325	+0.956	9:34:24.987
7	1:02.369		9:35:27.356
8	1:02.513	+0.144	9:36:29.869
<b>(142) Paul Parr</b>			
1	1:10.274	+6.824	9:29:25.049
2	1:05.604	+2.154	9:30:30.653
3	1:03.927	+0.477	9:31:34.580
4	1:03.450		9:32:38.030
5	1:04.640	+1.190	9:33:42.670
6	1:04.070	+0.620	9:34:46.740
7	1:08.051	+4.601	9:35:54.791
8	1:20.014	+16.564	9:37:14.805
<b>(77) Alan Watkins</b>			
1	1:08.200	+4.805	9:29:06.046
2	1:06.867	+3.272	9:30:12.913
3	1:05.069	+1.474	9:31:17.982
4	1:05.342	+1.747	9:32:23.324
5	1:05.166	+1.571	9:33:28.490
6	1:13.126	+9.531	9:34:41.616
7	1:03.760	+0.165	9:35:45.376
8	1:03.595		9:36:48.971
<b>(22) Charlie Linnane</b>			
1	1:10.095	+6.094	9:29:18.836
2	1:06.629	+2.628	9:30:25.465
3	1:04.001		9:31:29.466
4	1:04.265	+0.264	9:32:33.731
5	1:05.984	+1.983	9:33:39.715
6	1:05.387	+1.386	9:34:45.102
7	1:04.528	+0.527	9:35:49.630
8	1:08.917	+4.916	9:36:58.547
<b>(83) Stephen Traub</b>			
1	1:12.484	+7.745	9:28:54.734
2	1:08.579	+3.840	9:30:03.313
3	1:06.134	+1.395	9:31:09.447
4	1:06.650	+1.911	9:32:16.097
5	1:05.641	+0.902	9:33:21.738
6	1:09.240	+4.501	9:34:30.978
7	1:05.157	+0.418	9:35:36.135
8	1:04.739		9:36:40.874
<b>(7) Stuart Curran</b>			
1	1:18.998	+11.910	9:29:17.909
2	1:14.776	+7.688	9:30:32.685
3	1:11.892	+4.804	9:31:44.577
4	1:09.680	+2.592	9:32:54.257
5	1:08.473	+1.385	9:34:02.730
6	1:08.740	+1.652	9:35:11.470
7	1:07.088		9:36:18.558
<b>(138) Alan O'Neil</b>			
1	1:19.963	+12.849	9:30:00.615
2	1:08.898	+1.784	9:31:09.513

Lap	Lap Tm	Diff	Time of Day
3	1:09.429	+2.315	9:32:18.942
4	1:08.133	+1.019	9:33:27.075
5	1:09.008	+1.894	9:34:36.083
6	1:07.114		9:35:43.197
7	1:12.211	+5.097	9:36:55.408
<b>(212) Gareth Blaine</b>			
1	1:14.143	+6.945	9:29:02.093
2	1:12.589	+5.391	9:30:14.682
3	1:09.609	+2.411	9:31:24.291
4	1:08.369	+1.171	9:32:32.660
5	1:10.639	+3.441	9:33:43.299
6	1:08.938	+1.740	9:34:52.237
7	1:07.198		9:35:59.435
8	1:08.487	+1.289	9:37:07.922
<b>(69) Robert Savage</b>			
1	1:52.609	+45.015	9:29:36.694
2	1:21.462	+13.868	9:30:58.156
3	1:13.936	+6.342	9:32:12.092
4	1:12.716	+5.122	9:33:24.808
5	1:13.157	+5.563	9:34:37.965
6	1:10.647	+3.053	9:35:48.612
7	1:07.594		9:36:56.206
<b>(59) Ralph Jess</b>			
1	1:13.686	+3.556	9:28:57.674
2	1:10.989	+0.859	9:30:08.663
3	1:10.829	+0.699	9:31:19.492
4	1:10.920	+0.790	9:32:30.412
5	1:11.444	+1.314	9:33:41.856
6	1:10.188	+0.058	9:34:52.044
7	1:10.130		9:36:02.174
8	1:10.147	+0.017	9:37:12.321
<b>(33) Donal O'Neil</b>			
1	1:16.718	+5.728	9:29:31.579
2	1:14.667	+3.677	9:30:46.246
3	1:13.901	+2.911	9:32:00.147
4	1:12.117	+1.127	9:33:12.264
5	1:11.418	+0.428	9:34:23.682
6	1:10.990		9:35:34.672
7	1:11.230	+0.240	9:36:45.902
<b>(2) Greer Wray</b>			
1	1:18.754	+7.724	9:29:24.893
2	1:14.655	+3.625	9:30:39.548
3	1:13.033	+2.003	9:31:52.581
4	1:11.602	+0.572	9:33:04.183
5	1:11.168	+0.138	9:34:15.351
6	1:11.030		9:35:26.381
7	1:11.244	+0.214	9:36:37.625
<b>(48) Paul McAlinden</b>			
1	1:32.741	+21.021	9:32:32.170
2	1:15.543	+3.823	9:33:47.713
3	1:11.720		9:34:59.433
4	1:12.060	+0.340	9:36:11.493
5	1:12.054	+0.334	9:37:23.547
<b>(67) Jonathan Mills</b>			
1	1:17.870	+3.837	9:29:25.852
2	1:14.233		9:30:40.085
3	1:14.675	+0.442	9:31:54.760
4	1:21.497	+7.264	9:33:16.257
<b>(34) David McMinn</b>			
1	1:58.332		9:30:30.282

Results provisional until the conclusion of judicial and technical matters

Orbits

Chief Timekeeper: D.Bradfield

Clerk of the Course:

Live timing available at [timing.rhwright.co.uk](http://timing.rhwright.co.uk)

[www.mylaps.com](http://www.mylaps.com)

Licensed to: R.H.Wright Timing



## 500MRCI Summer Race Meeting

Libre Saloons, GTs

Kirkistown 500 MRCI 1.512 miles

Race 1 (R4)

30/07/2022 12:25

Race (12:00 and 1 Laps)

12	633	
	23	
11	31	97
	21	22
10	34	15
	19	20
9	33	2
	17	18
8	69	59
	15	16
7	138	212
	13	14
6	83	7
	11	12
5	63	142
	9	10
4		8
	7	
3	67	
	5	6
2	22	48
	3	4
1	47	77
	1	2

POLE POSITION

Results provisional until the conclusion of judicial and technical matters

Orbits

Chief Timekeeper: D.Bradfield

Clerk of the Course:

Live timing available at [timing.rhwright.co.uk](http://timing.rhwright.co.uk)

[www.mylaps.com](http://www.mylaps.com)

Licensed to: R.H.Wright Timing

Printed: 30/07/2022 09:56:29



## 500MRCI Summer Race Meeting

Sorted on Laps

Libre Saloons, GTs

Kirkistown 500 MRCI 1.512 miles

Race 1 (R4)

30/07/2022 12:25

Race (12:00 and 1 Laps) started at 12:07:52

Pos	No.	Name	Make	Laps	Total Tm	Best Tm	Best Speed	In Lap	Avg. Speed
<b>GT</b>									
1	47	Gerard O'Connell	2.9 SHP Escort	13	13:26.037	1:00.586	89.840	4	87.787
2	22	Charlie Linnane	2.0 SHP Supercar	13	13:56.340	1:03.059	86.316	9	84.606
3	77	Alan Watkins	2.0 SHP Supercar	13	14:02.950	1:03.646	85.520	5	83.942
4	48	Paul McAlinden	2.0 SHP Supercar	12	14:03.474	1:07.164	81.041	9	77.437
<b>Not classified</b>									
DNS	67	Jonathan Mills	2.2 Renault Clio					0	-
<b>Libre Saloons</b>									
1	83	Stephen Traub	2.4 Honda Integra	13	14:13.684	1:04.001	85.046	5	82.887
2	138	Alan O'Neill	2.2 Mazda RX7	13	14:34.124	1:05.010	83.726	9	80.949
3	59	Ralph Jess	3.2 BMW M3	12	13:44.556	1:06.640	81.678	8	79.214
4	33	Donal O'Neill	1.8t SEAT Cupra	12	13:47.841	1:06.721	81.579	6	78.899
5	7	Stuart Curran	2.4 Honda Integra	12	14:05.704	1:06.824	81.453	3	77.233
6	34	David McMinn	1.9t SEAT Ibiza SR	12	14:30.220	1:06.922	81.334	6	75.057
7	2	Greer Wray	3.0 BMW 330i	11	13:25.762	1:10.502	77.204	8	74.306
8	69	Robert Savage	2.4 Honda Accord	11	13:36.132	1:08.246	79.756	10	73.362
<b>Not classified</b>									
DNF	212	Gareth Blaine	3.0 BMW 330i	10	13:22.977	1:07.750	80.340	10	67.786
DNF	63	Peter Baxter	2.0t SEAT Leon	8	8:36.288	1:02.138	87.596	2	84.341
DNF	15	Michael Clune	2.5 Nissan Skyline	5	6:09.823	1:09.185	78.673	2	73.590
DNF	142	Paul Parr	Seat Leon	5	7:47.154	1:03.282	86.012	2	58.257

### Announcements

Penalty - Car 138 +10s - False Start (Q12.14)

Margin of Victory	Avg. Speed	Best Lap Tm	Best Speed	Best Lap by
30.303	87.787	1:00.586	89.840	47 - Gerard O'Connell

Results provisional until the conclusion of judicial and technical matters

Orbits

Chief Timekeeper: D.Bradfield

Clerk of the Course:

Live timing available at [timing.rhwright.co.uk](http://timing.rhwright.co.uk)

[www.mylaps.com](http://www.mylaps.com)

Licensed to: R.H.Wright Timing

Printed: 30/07/2022 12:24:28





## 500MRCI Summer Race Meeting

Libre Saloons, GTs

Kirkistown 500 MRCI 1.512 miles

Race 1 (R4)

30/07/2022 12:25

Race (12:00 and 1 Laps) started at 12:07:52

Lap	Lap Tm	Diff	Time of Day
<b>(47) Gerard O'Connell</b>			
1	1:05.429	+4.843	12:09:00.203
2	1:01.614	+1.028	12:10:01.817
3	1:00.706	+0.120	12:11:02.523
4	1:00.586		12:12:03.109
5	1:01.176	+0.590	12:13:04.285
6	1:01.653	+1.067	12:14:05.938
7	1:03.058	+2.472	12:15:08.996
8	1:01.621	+1.035	12:16:10.617
9	1:01.559	+0.973	12:17:12.176
10	1:01.349	+0.763	12:18:13.525
11	1:01.606	+1.020	12:19:15.131
12	1:01.661	+1.075	12:20:16.792
13	1:01.944	+1.358	12:21:18.736

Lap	Lap Tm	Diff	Time of Day
<b>(22) Charlie Linnane</b>			
1	1:09.763	+6.704	12:09:05.409
2	1:03.978	+0.919	12:10:09.387
3	1:03.393	+0.334	12:11:12.780
4	1:03.544	+0.485	12:12:16.324
5	1:03.328	+0.269	12:13:19.652
6	1:03.183	+0.124	12:14:22.835
7	1:03.445	+0.386	12:15:26.280
8	1:04.220	+1.161	12:16:30.500
9	1:03.059		12:17:33.559
10	1:03.711	+0.652	12:18:37.270
11	1:03.645	+0.586	12:19:40.915
12	1:03.755	+0.696	12:20:44.670
13	1:04.369	+1.310	12:21:49.039

Lap	Lap Tm	Diff	Time of Day
<b>(77) Alan Watkins</b>			
1	1:12.858	+9.212	12:09:07.833
2	1:03.710	+0.064	12:10:11.543
3	1:03.662	+0.016	12:11:15.205
4	1:03.912	+0.266	12:12:19.117
5	1:03.646		12:13:22.763
6	1:04.120	+0.474	12:14:26.883
7	1:03.923	+0.277	12:15:30.806
8	1:05.047	+1.401	12:16:35.853
9	1:04.095	+0.449	12:17:39.948
10	1:03.888	+0.242	12:18:43.836
11	1:03.744	+0.098	12:19:47.580
12	1:03.844	+0.198	12:20:51.424
13	1:04.225	+0.579	12:21:55.649

Lap	Lap Tm	Diff	Time of Day
<b>(83) Stephen Traub</b>			
1	1:10.242	+6.241	12:09:08.178
2	1:04.373	+0.372	12:10:12.551
3	1:04.709	+0.708	12:11:17.260
4	1:04.054	+0.053	12:12:21.314
5	1:04.001		12:13:25.315
6	1:04.688	+0.687	12:14:30.003
7	1:04.337	+0.336	12:15:34.340
8	1:05.012	+1.011	12:16:39.352
9	1:04.594	+0.593	12:17:43.946
10	1:04.533	+0.532	12:18:48.479
11	1:04.889	+0.888	12:19:53.368
12	1:05.182	+1.181	12:20:58.550
13	1:07.833	+3.832	12:22:06.383

Lap	Lap Tm	Diff	Time of Day
<b>(138) Alan O'Neil</b>			
1	1:11.049	+6.039	12:09:09.156
2	1:05.596	+0.586	12:10:14.752
3	1:05.542	+0.532	12:11:20.294
4	1:05.548	+0.538	12:12:25.842
5	1:05.356	+0.346	12:13:31.198
6	1:05.438	+0.428	12:14:36.636
7	1:06.198	+1.188	12:15:42.834
8	1:05.519	+0.509	12:16:48.353
9	1:05.010		12:17:53.363
10	1:05.652	+0.642	12:18:59.015
11	1:05.906	+0.896	12:20:04.921
12	1:05.912	+0.902	12:21:10.833

Lap	Lap Tm	Diff	Time of Day
<b>(59) Ralph Jess</b>			
13	1:05.990	+0.980	12:22:16.823
1	1:14.567	+7.927	12:09:13.460
2	1:08.718	+2.078	12:10:22.178
3	1:06.775	+0.135	12:11:28.953
4	1:07.034	+0.394	12:12:35.987
5	1:07.448	+0.808	12:13:43.435
6	1:07.177	+0.537	12:14:50.612
7	1:07.186	+0.546	12:15:57.798
8	1:06.640		12:17:04.438
9	1:07.147	+0.507	12:18:11.585
10	1:08.940	+2.300	12:19:20.525
11	1:08.794	+2.154	12:20:29.319
12	1:07.936	+1.296	12:21:37.255

Lap	Lap Tm	Diff	Time of Day
<b>(33) Donal O'Neil</b>			
1	1:15.165	+8.444	12:09:14.196
2	1:08.741	+2.020	12:10:22.937
3	1:07.877	+1.156	12:11:30.814
4	1:07.462	+0.741	12:12:38.276
5	1:07.486	+0.765	12:13:45.762
6	1:06.721		12:14:52.483
7	1:09.084	+2.363	12:16:01.567
8	1:07.878	+1.157	12:17:09.445
9	1:08.192	+1.471	12:18:17.637
10	1:08.235	+1.514	12:19:25.872
11	1:07.597	+0.876	12:20:33.469
12	1:07.071	+0.350	12:21:40.540

Lap	Lap Tm	Diff	Time of Day
<b>(48) Paul McAlinden</b>			
1	1:26.009	+18.845	12:09:21.846
2	1:10.159	+2.995	12:10:32.005
3	1:09.629	+2.465	12:11:41.634
4	1:08.936	+1.772	12:12:50.570
5	1:10.068	+2.904	12:14:00.638
6	1:08.773	+1.609	12:15:09.411
7	1:08.461	+1.297	12:16:17.872
8	1:07.827	+0.663	12:17:25.699
9	1:07.164		12:18:32.863
10	1:08.041	+0.877	12:19:40.904
11	1:07.899	+0.735	12:20:48.803
12	1:07.370	+0.206	12:21:56.173

Lap	Lap Tm	Diff	Time of Day
<b>(7) Stuart Curran</b>			
1	1:12.851	+6.027	12:09:10.897
2	1:07.380	+0.556	12:10:18.277
3	1:06.824		12:11:25.101
4	1:07.117	+0.293	12:12:32.218
5	1:09.226	+2.402	12:13:41.444
6	1:07.294	+0.470	12:14:48.738
7	1:12.129	+5.305	12:16:00.867
8	1:17.200	+10.376	12:17:18.067
9	1:12.061	+5.237	12:18:30.128
10	1:09.358	+2.534	12:19:39.486
11	1:08.520	+1.696	12:20:48.006
12	1:10.397	+3.573	12:21:58.403

Lap	Lap Tm	Diff	Time of Day
<b>(34) David McMinn</b>			
1	1:15.500	+8.578	12:09:14.870
2	1:08.787	+1.865	12:10:23.657
3	1:07.995	+1.073	12:11:31.652
4	1:07.252	+0.330	12:12:38.904
5	1:07.487	+0.565	12:13:46.391
6	1:06.922		12:14:53.313
7	1:44.601	+37.679	12:16:37.914
8	1:08.991	+2.069	12:17:46.905
9	1:08.382	+1.460	12:18:55.287
10	1:08.307	+1.385	12:20:03.594
11	1:09.894	+2.972	12:21:13.488
12	1:09.431	+2.509	12:22:22.919

Lap	Lap Tm	Diff	Time of Day
<b>(2) Greer Wray</b>			
1	1:19.057	+8.555	12:09:17.967

Lap	Lap Tm	Diff	Time of Day
<b>(69) Robert Savage</b>			
2	1:13.530	+3.028	12:10:31.497
3	1:12.782	+2.280	12:11:44.279
4	1:11.703	+1.201	12:12:55.982
5	1:11.980	+1.478	12:14:07.962
6	1:11.639	+1.137	12:15:19.601
7	1:11.814	+1.312	12:16:31.415
8	1:10.502		12:17:41.917
9	1:13.438	+2.936	12:18:55.355
10	1:11.742	+1.240	12:20:07.097
11	1:11.364	+0.862	12:21:18.461

Lap	Lap Tm	Diff	Time of Day
<b>(212) Gareth Blaine</b>			
1	1:17.590	+9.344	12:09:17.256
2	1:12.440	+4.194	12:10:29.696
3	1:09.989	+1.743	12:11:39.685
4	1:11.348	+3.102	12:12:51.033
5	1:10.105	+1.859	12:14:01.138
6	1:12.984	+4.738	12:15:14.122
7	1:20.808	+12.562	12:16:34.930
8	1:14.199	+5.953	12:17:49.129
9	1:10.717	+2.471	12:18:59.846
10	1:08.246		12:20:08.092
11	1:20.739	+12.493	12:21:28.831

Lap	Lap Tm	Diff	Time of Day
<b>(212) Gareth Blaine</b>			
1	1:14.547	+6.797	12:09:12.849
2	1:08.710	+0.960	12:10:21.559
3	3:44.984	+2:37.234	12:14:06.543
p4	5.220	-1:02.530	12:14:11.763
5	1:19.815	+12.065	12:15:31.578
6	1:09.397	+1.647	12:16:40.975
7	1:08.491	+0.741	12:17:49.466
8	1:09.227	+1.477	12:18:58.693
9	1:09.233	+1.483	12:20:07.926
10	1:07.750		12:21:15.676

Lap	Lap Tm	Diff	Time of Day
<b>(63) Peter Baxter</b>			
1	1:08.668	+6.530	12:09:08.172
2	1:02.138		12:10:08.310
3	1:03.010	+0.872	12:11:11.320
4	1:02.450	+0.312	12:12:13.770
5	1:02.750	+0.612	12:13:16.520
6	1:04.223	+2.085	12:14:20.743
7	1:03.656	+1.518	12:15:24.399
8	1:04.588	+2.450	12:16:28.987

Lap	Lap Tm	Diff	Time of Day
<b>(15) Michael Clune</b>			
1	1:16.824	+7.639	12:09:16.377
2	1:09.185		12:10:25.562
3	1:10.794	+1.609	12:11:36.356
4	1:12.094	+2.909	12:12:48.450
5	1:14.072	+4.887	12:14:02.522

Lap	Lap Tm	Diff	Time of Day
<b>(142) Paul Parr</b>			
1	1:07.496	+4.214	12:09:04.331
2	1:03.282		12:10:07.613
3	1:03.763	+0.481	12:11:11.376
4	1:11.181	+7.899	12:12:22.557
5	3:17.296	+2:14.014	12:15:39.853

Results provisional until the conclusion of judicial and technical matters

Orbits

Chief Timekeeper: D.Bradfield

Clerk of the Course:

Live timing available at [timing.rhwright.co.uk](http://timing.rhwright.co.uk)

[www.mylaps.com](http://www.mylaps.com)

Licensed to: R.H.Wright Timing





## 500MRCI Summer Race Meeting

Libre Saloons, GTs

Kirkistown 500 MRCI 1.512 miles

Race 2 (R13)

30/07/2022 16:10

Race (12:00 and 1 Laps)

12	34	
	23	
11	15	31
	21	22
10	97	633
	19	20
9	2	33
	17	18
8	59	69
	15	16
7	212	7
	13	14
6	83	138
	11	12
5	63	142
	9	10
4		8
	7	
3	67	
	5	6
2	22	48
	3	4
1	47	77
	1	2

POLE POSITION

Results provisional until the conclusion of judicial and technical matters

Orbits

Chief Timekeeper: D.Bradfield

Clerk of the Course:

Live timing available at [timing.rhwright.co.uk](http://timing.rhwright.co.uk)

[www.mylaps.com](http://www.mylaps.com)

Licensed to: R.H.Wright Timing

Printed: 30/07/2022 09:56:56



## 500MRCI Summer Race Meeting

Sorted on Laps

Libre Saloons, GTs

Kirkistown 500 MRCI 1.512 miles

Race 2 (R13)

30/07/2022 16:10

Race (12:00 and 1 Laps) started at 15:43:04

Pos	No.	Name	Make	Laps	Total Tm	Best Tm	Best Speed	In Lap	Avg. Speed
<b>GT</b>									
1	47	Gerard O'Connell	2.9 SHP Escort	12	13:11.748	1:03.345	85.927	11	82.496
2	77	Alan Watkins	2.0 SHP Supercar	12	13:34.689	1:05.766	82.763	11	80.173
3	22	Charlie Linnane	2.0 SHP Supercar	11	14:00.969	1:06.250	82.159	10	71.196
4	48	Paul McAlinden	2.0 SHP Supercar	10	13:26.577	1:11.618	76.001	2	67.483
<b>Libre Saloons</b>									
1	63	Peter Baxter	2.0t SEAT Leon	12	13:11.828	1:02.243	87.448	10	82.488
2	83	Stephen Traub	2.4 Honda Integra	12	13:56.198	1:05.807	82.712	11	78.111
3	7	Stuart Curran	2.4 Honda Integra	11	13:13.478	1:08.946	78.946	8	75.457
4	138	Alan O'Neill	2.2 Mazda RX7	11	13:17.301	1:07.733	80.360	10	75.095
5	34	David McMinn	1.9t SEAT Ibiza SR	11	13:23.923	1:08.958	78.932	9	74.476
6	69	Robert Savage	2.4 Honda Accord	11	13:34.071	1:09.136	78.729	11	73.548
7	33	Donal O'Neill	1.8t SEAT Cupra	11	14:16.756	1:10.145	77.597	7	69.884
8	2	Greer Wray	3.0 BMW 330i	11	14:17.774	1:13.187	74.371	11	69.801
<b>Not classified</b>									
DNF	142	Paul Parr	Seat Leon	4	4:39.326	1:05.871	82.632	4	77.945

Margin of Victory	Avg. Speed	Best Lap Tm	Best Speed	Best Lap by
0.080	82.496	1:02.243	87.448	63 - Peter Baxter

Results provisional until the conclusion of judicial and technical matters

Orbits

Chief Timekeeper: D.Bradfield

Clerk of the Course:

Live timing available at [timing.rhwright.co.uk](http://timing.rhwright.co.uk)

[www.mylaps.com](http://www.mylaps.com)

Licensed to: R.H.Wright Timing

Printed: 30/07/2022 15:57:59



## 500MRCI Summer Race Meeting

Libre Saloons, GTs

Kirkistown 500 MRCI 1.512 miles

Race 2 (R13)

30/07/2022 16:10

Race (12:00 and 1 Laps) started at 15:43:04

Lap	Lap Tm	Diff	Time of Day
(47) Gerard O'Connell			
1	1:14.602	+11.257	15:44:22.034
2	1:09.019	+5.674	15:45:31.053
3	1:07.507	+3.712	15:46:38.110
4	1:05.559	+2.214	15:47:43.669
5	1:05.606	+2.261	15:48:49.275
6	1:04.554	+1.209	15:49:53.829
7	1:04.199	+0.854	15:50:58.028
8	1:04.662	+1.317	15:52:02.690
9	1:03.841	+0.496	15:53:06.531
10	1:03.483	+0.138	15:54:10.014
11	1:03.345		15:55:13.359
12	1:03.379	+0.034	15:56:16.738

Lap	Lap Tm	Diff	Time of Day
(63) Peter Baxter			
1	1:14.202	+11.959	15:44:24.258
2	1:08.072	+5.829	15:45:32.330
3	1:06.747	+4.504	15:46:39.077
4	1:05.835	+3.592	15:47:44.912
5	1:05.527	+3.284	15:48:50.439
6	1:03.856	+1.613	15:49:54.295
7	1:04.129	+1.886	15:50:58.424
8	1:04.962	+2.719	15:52:03.386
9	1:04.627	+2.384	15:53:08.013
10	1:02.243		15:54:10.256
11	1:03.491	+1.248	15:55:13.747
12	1:03.071	+0.828	15:56:16.818

Lap	Lap Tm	Diff	Time of Day
(77) Alan Watkins			
1	1:16.069	+10.303	15:44:23.476
2	1:09.854	+4.088	15:45:33.330
3	1:07.944	+2.178	15:46:41.274
4	1:07.034	+1.268	15:47:48.308
5	1:07.083	+1.317	15:48:55.391
6	1:07.021	+1.255	15:50:02.412
7	1:06.398	+0.632	15:51:08.810
8	1:06.599	+0.833	15:52:15.409
9	1:06.760	+0.994	15:53:22.169
10	1:05.798	+0.032	15:54:27.967
11	1:05.766		15:55:33.733
12	1:05.946	+0.180	15:56:39.679

Lap	Lap Tm	Diff	Time of Day
(83) Stephen Traub			
1	1:20.102	+14.295	15:44:30.782
2	1:12.949	+7.142	15:45:43.731
3	1:13.782	+7.975	15:46:57.513
4	1:08.428	+2.621	15:48:05.941
5	1:08.297	+2.490	15:49:14.238
6	1:07.912	+2.105	15:50:22.150
7	1:06.714	+0.907	15:51:28.864
8	1:07.065	+1.258	15:52:35.929
9	1:06.077	+0.270	15:53:42.006
10	1:06.546	+0.739	15:54:48.552
11	1:05.807		15:55:54.359
12	1:06.829	+1.022	15:57:01.188

Lap	Lap Tm	Diff	Time of Day
(7) Stuart Curran			
1	1:18.262	+9.316	15:44:29.063
2	1:12.283	+3.337	15:45:41.346
3	1:13.940	+4.994	15:46:55.286
4	1:09.232	+0.286	15:48:04.518
5	1:09.496	+0.550	15:49:14.014
6	1:09.532	+0.586	15:50:23.546
7	1:09.001	+0.055	15:51:32.547
8	1:08.946		15:52:41.493
9	1:12.241	+3.295	15:53:53.734
10	1:12.510	+3.564	15:55:06.244
11	1:12.224	+3.278	15:56:18.468

Lap	Lap Tm	Diff	Time of Day
(138) Alan O'Neil			
1	1:18.906	+11.173	15:44:28.771
2	1:14.336	+6.603	15:45:43.107
3	1:16.555	+8.822	15:46:59.662

Lap	Lap Tm	Diff	Time of Day
4	1:12.145	+4.412	15:48:11.807
5	1:12.508	+4.775	15:49:24.315
6	1:10.917	+3.184	15:50:35.232
7	1:10.332	+2.599	15:51:45.564
8	1:10.020	+2.287	15:52:55.584
9	1:08.928	+1.195	15:54:04.512
10	1:07.733		15:55:12.245
11	1:10.046	+2.313	15:56:22.291

Lap	Lap Tm	Diff	Time of Day
(34) David McMinn			
1	1:21.163	+12.205	15:44:33.287
2	1:13.340	+4.382	15:45:46.627
3	1:14.080	+5.122	15:47:00.707
4	1:12.482	+3.524	15:48:13.189
5	1:12.416	+3.458	15:49:25.605
6	1:11.111	+2.153	15:50:36.716
7	1:11.448	+2.490	15:51:48.164
8	1:11.357	+2.399	15:52:59.521
9	1:08.958		15:54:08.479
10	1:10.954	+1.996	15:55:19.433
11	1:09.480	+0.522	15:56:28.913

Lap	Lap Tm	Diff	Time of Day
(69) Robert Savage			
1	1:23.644	+14.508	15:44:35.446
2	1:13.901	+4.765	15:45:49.347
3	1:14.003	+4.867	15:47:03.350
4	1:11.848	+2.712	15:48:15.198
5	1:10.818	+1.682	15:49:26.016
6	1:11.603	+2.467	15:50:37.619
7	1:09.721	+0.585	15:51:47.340
8	1:23.086	+13.950	15:53:10.426
9	1:09.484	+0.348	15:54:19.910
10	1:10.015	+0.879	15:55:29.925
11	1:09.136		15:56:39.061

Lap	Lap Tm	Diff	Time of Day
(22) Charlie Linnane			
1	1:17.766	+11.516	15:44:25.954
2	1:10.450	+4.200	15:45:36.404
3	1:18.956	+12.706	15:46:55.360
p4	2:08.818	+1:02.568	15:49:04.178
5	1:13.587	+7.337	15:50:17.765
6	1:09.304	+3.054	15:51:27.069
7	1:09.583	+3.333	15:52:36.652
8	1:08.087	+1.837	15:53:44.739
9	1:07.862	+1.612	15:54:52.601
10	1:06.250		15:55:58.851
11	1:07.108	+0.858	15:57:05.959

Lap	Lap Tm	Diff	Time of Day
(33) Donal O'Neil			
1	1:20.164	+10.019	15:44:31.515
2	1:15.056	+4.911	15:45:46.571
3	1:13.723	+3.578	15:47:00.294
4	1:12.114	+1.969	15:48:12.408
5	1:12.717	+2.572	15:49:25.125
6	1:11.239	+1.094	15:50:36.364
7	1:10.145		15:51:46.509
8	1:57.584	+47.439	15:53:44.093
9	1:13.178	+3.033	15:54:57.271
10	1:11.848	+1.703	15:56:09.119
11	1:12.627	+2.482	15:57:21.746

Lap	Lap Tm	Diff	Time of Day
(2) Greer Wray			
1	1:23.830	+10.643	15:44:35.215
2	1:19.621	+6.434	15:45:54.836
3	1:17.368	+4.181	15:47:12.204
4	1:17.855	+4.668	15:48:30.059
5	1:17.624	+4.437	15:49:47.683
6	1:18.340	+5.153	15:51:06.023
7	1:17.431	+4.244	15:52:23.454
8	1:15.700	+2.513	15:53:39.154
9	1:16.262	+3.075	15:54:55.416
10	1:14.161	+0.974	15:56:09.577
11	1:13.187		15:57:22.764

Results provisional until the conclusion of judicial and technical matters

Orbits

Chief Timekeeper: D.Bradfield

Clerk of the Course:

Live timing available at [timing.rhwright.co.uk](http://timing.rhwright.co.uk)

[www.mylaps.com](http://www.mylaps.com)

Licensed to: R.H.Wright Timing



## 500MRCI Summer Race Meeting

Sorted on best lap time

NI Sevens

Kirkistown 500 MRCI 1.512 miles

Qualifying (Q7)

30/07/2022 10:30

Qualifying (15:00 and 1 Laps) started at 10:14:06

Pos	No.	Name	Make	Best Tm	Diff	In Lap	Best Speed	2nd Best	2nd Lap
1	46	Trevor Allen	1.0 MNR Vortex Honda	<b>1:03.913</b>		6	85.163	1:03.925	2
2	146	David Mutch	1.0 GMS Honda	<b>1:03.970</b>	0.057	7	85.087	1:04.298	3
3	34	Mark Francis	1.0 Locost Honda	<b>1:04.281</b>	0.368	3	84.675	1:04.753	2
4	15	Paul Thompson	1.0 Stryker Honda	<b>1:04.484</b>	0.571	7	84.409	1:04.537	4
5	636	Kevin Neill	1.0 MNR Vortex Honda	<b>1:04.621</b>	0.708	4	84.230	1:05.111	7
6	44	Richard Francis	1.0 Locost Honda	<b>1:05.244</b>	1.331	3	83.426	1:05.628	2
7	251	Cameron Boyd	1.0 Westfield GMS	<b>1:05.962</b>	2.049	2	82.518	2:13.837	1
8	64	Greg Elliott	1.0 Westfield Honda	<b>1:06.037</b>	2.124	8	82.424	1:06.504	4
9	917	Jimmy Dougan	1.0 Locost Honda	<b>1:06.820</b>	2.907	8	81.458	1:07.049	7
10	22	Allen Millar	1.0 GMS Honda	<b>1:08.930</b>	5.017	8	78.964	1:09.144	7
11	259	Robert Knowles	1.0 Westfield Honda	<b>1:12.788</b>	8.875	3	74.779	1:13.278	7
12	24	Graham Moore	1.0 GMS Honda			0	-		0

### Announcements

Car 251 – Please fit a working transponder as per MSUK Reg Q12.8.1

Results provisional until the conclusion of judicial and technical matters

Orbits

Chief Timekeeper: D.Bradfield

Clerk of the Course:

Live timing available at [timing.rhwright.co.uk](http://timing.rhwright.co.uk)

[www.mylaps.com](http://www.mylaps.com)

Licensed to: R.H.Wright Timing



## 500MRCI Summer Race Meeting


NI Sevens

Kirkistown 500 MRCI 1.512 miles

Qualifying (Q7)

30/07/2022 10:30

Qualifying (15:00 and 1 Laps) started at 10:14:06



Lap	Lap Tm	Diff	Time of Day
<b>(46) Trevor Allen</b>			
1	1:09.245	+5.332	10:16:27.614
2	1:03.925	+0.012	10:17:31.539
3	1:04.379	+0.466	10:18:35.918
4	1:04.318	+0.405	10:19:40.236
5	5:44.604	+4:40.691	10:25:24.840
6	1:03.913		10:26:28.753
7	1:14.068	+10.155	10:27:42.821

Lap	Lap Tm	Diff	Time of Day
<b>(146) David Mutch</b>			
1	1:04.664	+0.694	10:16:29.041
2	1:11.837	+7.867	10:17:40.878
3	1:04.298	+0.328	10:18:45.176
4	1:04.809	+0.839	10:19:49.985
5	4:23.439	+3:19.469	10:24:13.424
6	1:11.914	+7.944	10:25:25.338
7	1:03.970		10:26:29.308
8	1:05.422	+1.452	10:27:34.730

Lap	Lap Tm	Diff	Time of Day
<b>(34) Mark Francis</b>			
1	1:05.637	+1.356	10:16:45.006
2	1:04.753	+0.472	10:17:49.759
3	1:04.281		10:18:54.040
4	1:05.626	+1.345	10:19:59.666

Lap	Lap Tm	Diff	Time of Day
<b>(15) Paul Thompson</b>			
1	1:07.166	+2.682	10:16:46.738
2	1:05.615	+1.131	10:17:52.353
3	1:04.894	+0.410	10:18:57.247
4	1:04.537	+0.053	10:20:01.784
5	4:23.128	+3:18.644	10:24:24.912
6	1:12.330	+7.846	10:25:37.242
7	1:04.484		10:26:41.726
8	1:04.735	+0.251	10:27:46.461

Lap	Lap Tm	Diff	Time of Day
<b>(636) Kevin Neill</b>			
1	1:06.565	+1.944	10:16:47.528
2	1:05.505	+0.884	10:17:53.033
3	1:05.336	+0.715	10:18:58.369
4	1:04.621		10:20:02.990
5	5:44.724	+4:40.103	10:25:47.714
6	1:07.190	+2.569	10:26:54.904
7	1:05.111	+0.490	10:28:00.015

Lap	Lap Tm	Diff	Time of Day
<b>(44) Richard Francis</b>			
1	1:07.248	+2.004	10:16:42.265
2	1:05.628	+0.384	10:17:47.893
3	1:05.244		10:18:53.137

Lap	Lap Tm	Diff	Time of Day
<b>(251) Cameron Boyd</b>			
1	2:13.837	+1:07.875	10:18:46.966
2	1:05.962		10:19:52.928

Lap	Lap Tm	Diff	Time of Day
<b>(64) Greg Elliott</b>			
1	1:07.773	+1.736	10:16:50.536
2	1:08.713	+2.676	10:17:59.249
3	1:06.833	+0.796	10:19:06.082
4	1:06.504	+0.467	10:20:12.586
5	3:52.713	+2:46.676	10:24:05.299
6	1:17.172	+11.135	10:25:22.471
7	1:07.825	+1.788	10:26:30.296
8	1:06.037		10:27:36.333

Lap	Lap Tm	Diff	Time of Day
<b>(917) Jimmy Dougan</b>			
1	1:10.143	+3.323	10:16:36.304
2	1:08.913	+2.093	10:17:45.217
3	1:07.491	+0.671	10:18:52.708
4	1:07.559	+0.739	10:20:00.267
5	4:25.734	+3:18.914	10:24:26.001
6	1:13.367	+6.547	10:25:39.368
7	1:07.049	+0.229	10:26:46.417
8	1:06.820		10:27:53.237

Lap	Lap Tm	Diff	Time of Day
<b>(22) Allen Millar</b>			
1	1:10.640	+1.710	10:16:53.768
2	1:11.257	+2.327	10:18:05.025
3	1:10.599	+1.669	10:19:15.624
4	1:09.815	+0.885	10:20:25.439
5	3:43.183	+2:34.253	10:24:08.622
6	1:17.921	+8.991	10:25:26.543
7	1:09.144	+0.214	10:26:35.687
8	1:08.930		10:27:44.617

Lap	Lap Tm	Diff	Time of Day
<b>(259) Robert Knowles</b>			
1	1:18.005	+5.217	10:17:00.654
2	1:14.265	+1.477	10:18:14.919
3	1:12.788		10:19:27.707
4	4:42.726	+3:29.938	10:24:10.433
5	1:22.942	+10.154	10:25:33.375
6	1:13.331	+0.543	10:26:46.706
7	1:13.278	+0.490	10:27:59.984

Results provisional until the conclusion of judicial and technical matters

Orbits

Chief Timekeeper: D.Bradfield

Clerk of the Course:

Live timing available at [timing.rhwright.co.uk](http://timing.rhwright.co.uk)

[www.mylaps.com](http://www.mylaps.com)

Licensed to: R.H.Wright Timing



# R.H.Wright Timing

## 500MRCI Summer Race Meeting

NI Sevens

Kirkistown 500 MRCI 1.512 miles

Race 1 (R8)

30/07/2022 14:05

Race (12:00 and 1 Laps)

6	259	24
	11	12
5	917	22
	9	10
4	251	64
	7	8
3	636	44
	5	6
2	34	15
	3	4
1	46	146
	1	2

POLE POSITION

Results provisional until the conclusion of judicial and technical matters

Orbits

Chief Timekeeper: D.Bradfield

Clerk of the Course:

Live timing available at [timing.rhwright.co.uk](http://timing.rhwright.co.uk)

[www.mylaps.com](http://www.mylaps.com)

Licensed to: R.H.Wright Timing

Printed: 30/07/2022 11:03:03



## 500MRCI Summer Race Meeting

Sorted on Laps

NI Sevens

Kirkistown 500 MRCI 1.512 miles

Race 1 (R8)

30/07/2022 14:05

Race (12:00 and 1 Laps) started at 13:50:07

Pos	No.	Name	Make	Laps	Total Tm	Best Tm	Best Speed	In Lap	Avg. Speed
1	46	Trevor Allen	1.0 MNR Vortex Honda	13	14:02.386	1:03.625	85.548	7	83.999
2	34	Mark Francis	1.0 Locost Honda	13	14:03.163	1:03.840	85.260	10	83.921
3	146	David Mutch	1.0 GMS Honda	13	14:07.860	1:03.965	85.094	4	83.456
4	15	Paul Thompson	1.0 Stryker Honda	13	14:09.914	1:04.266	84.695	3	83.255
5	917	Jimmy Dougan	1.0 Locost Honda	13	14:36.219	1:05.937	82.549	7	80.755
6	64	Greg Elliott	1.0 Westfield Honda	13	14:46.146	1:05.893	82.604	2	79.851
7	259	Robert Knowles	1.0 Westfield Honda	12	14:36.436	1:11.156	76.494	2	74.525
<b>Not classified</b>									
DNF	44	Richard Francis	1.0 Locost Honda	6	6:33.824	1:03.798	85.316	4	82.926
DNF	251	Cameron Boyd	1.0 Westfield GMS	4	4:29.508	1:05.174	83.515	2	80.785
DNF	22	Allen Millar	1.0 GMS Honda	3	3:37.388	1:09.265	78.583	2	75.115
DNF	636	Kevin Neill	1.0 MNR Vortex Honda	2	2:18.955	1:05.308	83.344	2	78.342
DNS	24	Graham Moore	1.0 GMS Honda					0	

### Announcements

Car 251 – Please fit a working transponder as per MSUK Reg Q12.8.1

Margin of Victory	Avg. Speed	Best Lap Tm	Best Speed	Best Lap by
0.777	83.999	1:03.625	85.548	46 - Trevor Allen

Results provisional until the conclusion of judicial and technical matters

Orbits

Chief Timekeeper: D.Bradfield

Clerk of the Course:

Live timing available at [timing.rhwright.co.uk](http://timing.rhwright.co.uk)

[www.mylaps.com](http://www.mylaps.com)

Licensed to: R.H.Wright Timing





## 500MRCI Summer Race Meeting


NI Sevens

Kirkistown 500 MRCI 1.512 miles

Race 1 (R8)

30/07/2022 14:05

Race (12:00 and 1 Laps) started at 13:50:07



Lap	Lap Tm	Diff	Time of Day
<b>(46) Trevor Allen</b>			
1	1:08.256	+4.631	13:51:18.391
2	1:03.908	+0.283	13:52:22.299
3	1:04.674	+1.049	13:53:26.973
4	1:04.201	+0.576	13:54:31.174
5	1:04.485	+0.860	13:55:35.659
6	1:04.181	+0.556	13:56:39.840
7	1:03.625		13:57:43.465
8	1:04.211	+0.586	13:58:47.676
9	1:04.246	+0.621	13:59:51.922
10	1:04.255	+0.630	14:00:56.177
11	1:04.490	+0.865	14:02:00.667
12	1:05.048	+1.423	14:03:05.715
13	1:04.667	+1.042	14:04:10.382
<b>(34) Mark Francis</b>			
1	1:08.165	+4.325	13:51:18.976
2	1:03.883	+0.043	13:52:22.859
3	1:04.706	+0.866	13:53:27.565
4	1:04.302	+0.462	13:54:31.867
5	1:04.658	+0.818	13:55:36.525
6	1:04.110	+0.270	13:56:40.635
7	1:04.229	+0.389	13:57:44.864
8	1:04.188	+0.348	13:58:49.052
9	1:04.422	+0.582	13:59:53.474
10	1:03.840		14:00:57.314
11	1:04.183	+0.343	14:02:01.497
12	1:04.852	+1.012	14:03:06.349
13	1:04.810	+0.970	14:04:11.159
<b>(146) David Mutch</b>			
1	1:09.146	+5.181	13:51:19.206
2	1:04.471	+0.506	13:52:23.677
3	1:04.640	+0.675	13:53:28.317
4	1:03.965		13:54:32.282
5	1:04.455	+0.490	13:55:36.737
6	1:04.371	+0.406	13:56:41.108
7	1:04.406	+0.441	13:57:45.514
8	1:04.330	+0.365	13:58:49.844
9	1:04.491	+0.526	13:59:54.335
10	1:04.882	+0.917	14:00:59.217
11	1:05.338	+1.373	14:02:04.555
12	1:05.793	+1.828	14:03:10.348
13	1:05.508	+1.543	14:04:15.856
<b>(15) Paul Thompson</b>			
1	1:09.218	+4.952	13:51:20.137
2	1:04.521	+0.255	13:52:24.658
3	1:04.266		13:53:28.924
4	1:04.511	+0.245	13:54:33.435
5	1:04.816	+0.550	13:55:38.251
6	1:04.578	+0.312	13:56:42.829
7	1:05.490	+1.224	13:57:48.319
8	1:04.608	+0.342	13:58:52.927
9	1:04.718	+0.452	13:59:57.645
10	1:05.660	+1.394	14:01:03.305
11	1:04.826	+0.560	14:02:08.131
12	1:05.165	+0.899	14:03:13.296
13	1:04.614	+0.348	14:04:17.910
<b>(917) Jimmy Dougan</b>			
1	1:10.741	+4.804	13:51:23.004
2	1:06.317	+0.380	13:52:29.321
3	1:07.850	+1.913	13:53:37.171
4	1:07.241	+1.304	13:54:44.412
5	1:06.376	+0.439	13:55:50.788
6	1:06.600	+0.663	13:56:57.388
7	1:05.937		13:58:03.325
8	1:06.844	+0.907	13:59:10.169
9	1:07.572	+1.635	14:00:17.741
10	1:06.758	+0.821	14:01:24.499
11	1:06.510	+0.573	14:02:31.009
12	1:06.711	+0.774	14:03:37.720

Lap	Lap Tm	Diff	Time of Day
13	1:06.495	+0.558	14:04:44.215
<b>(64) Greg Elliott</b>			
1	1:11.001	+5.108	13:51:23.525
2	1:05.893		13:52:29.418
3	1:07.813	+1.920	13:53:37.231
4	1:06.745	+0.852	13:54:43.976
5	1:06.269	+0.376	13:55:50.245
6	1:06.811	+0.918	13:56:57.056
7	1:05.984	+0.091	13:58:03.040
8	1:07.115	+1.222	13:59:10.155
9	1:08.666	+2.773	14:00:18.821
10	1:06.754	+0.861	14:01:25.575
11	1:06.899	+1.006	14:02:32.474
12	1:08.813	+2.920	14:03:41.287
13	1:12.855	+6.962	14:04:54.142
<b>(259) Robert Knowles</b>			
1	1:15.417	+4.261	13:51:29.300
2	1:11.156		13:52:40.456
3	1:12.609	+1.453	13:53:53.065
4	1:12.301	+1.145	13:55:05.366
5	1:12.351	+1.195	13:56:17.717
6	1:11.754	+0.598	13:57:29.471
7	1:11.435	+0.279	13:58:40.906
8	1:12.680	+1.524	13:59:53.586
9	1:12.354	+1.198	14:01:05.940
10	1:12.615	+1.459	14:02:18.555
11	1:13.239	+2.083	14:03:31.794
12	1:12.638	+1.482	14:04:44.432
<b>(44) Richard Francis</b>			
1	1:08.871	+5.073	13:51:20.109
2	1:04.345	+0.547	13:52:24.454
3	1:04.301	+0.503	13:53:28.755
4	1:03.798		13:54:32.553
5	1:04.557	+0.759	13:55:37.110
6	1:04.710	+0.912	13:56:41.820
<b>(251) Cameron Boyd</b>			
1	1:08.879	+3.705	13:51:21.402
2	1:05.174		13:52:26.576
3	1:05.668	+0.494	13:53:32.244
4	1:05.260	+0.086	13:54:37.504
<b>(22) Allen Millar</b>			
1	1:12.556	+3.291	13:51:26.035
2	1:09.265		13:52:35.300
3	1:10.084	+0.819	13:53:45.384
<b>(636) Kevin Neill</b>			
1	1:09.933	+4.625	13:51:21.643
2	1:05.308		13:52:26.951

Results provisional until the conclusion of judicial and technical matters

Orbits

Chief Timekeeper: D.Bradfield

Clerk of the Course:

Live timing available at [timing.rhwright.co.uk](http://timing.rhwright.co.uk)

[www.mylaps.com](http://www.mylaps.com)

Licensed to: R.H.Wright Timing



## 500MRCI Summer Race Meeting

NI Sevens

Kirkistown 500 MRCI 1.512 miles

Race 2 (R16)

30/07/2022 17:25

Race (12:00 and 1 Laps)

6	251	24
	11	12
5	22	259
	9	10
4	64	917
	7	8
3	636	44
	5	6
2	15	34
	3	4
1	46	146
	1	2

POLE POSITION

Results provisional until the conclusion of judicial and technical matters

Orbits

Chief Timekeeper: D.Bradfield

Clerk of the Course:

Live timing available at [timing.rhwright.co.uk](http://timing.rhwright.co.uk)

[www.mylaps.com](http://www.mylaps.com)

Licensed to: R.H.Wright Timing

Printed: 30/07/2022 10:44:19



# R.H.Wright Timing

## 500MRCI Summer Race Meeting

Sorted on Laps

NI Sevens

Kirkistown 500 MRCI 1.512 miles

Race 2 (R16)

30/07/2022 17:25

Race (12:00 and 1 Laps) started at 16:58:01

Pos	No.	Name	Make	Laps	Total Tm	Best Tm	Best Speed	In Lap	Avg. Speed
1	34	Mark Francis	1.0 Locost Honda	12	13:41.970	1:06.160	82.271	12	79.463
2	46	Trevor Allen	1.0 MNR Vortex Honda	12	13:42.295	1:05.818	82.698	10	79.432
3	15	Paul Thompson	1.0 Stryker Honda	12	13:52.675	1:06.838	81.436	9	78.441
4	146	David Mutch	1.0 GMS Honda	12	13:52.734	1:06.719	81.581	10	78.436
5	251	Cameron Boyd	1.0 Westfield GMS	12	14:13.199	1:07.536	80.594	11	76.555
6	917	Jimmy Dougan	1.0 Locost Honda	12	14:25.127	1:08.346	79.639	11	75.499
7	259	Robert Knowles	1.0 Westfield Honda	10	13:57.126	1:20.683	67.462	2	65.020
<b>Not classified</b>									
DNF	22	Allen Millar	1.0 GMS Honda	2	2:44.102	1:17.150	70.551	2	66.337
DNF	64	Greg Elliott	1.0 Westfield Honda		5.586		-	0	-

Margin of Victory

Avg. Speed

Best Lap Tm

Best Speed

Best Lap by

0.325

79.463

1:05.818

82.698

46 - Trevor Allen

Results provisional until the conclusion of judicial and technical matters

Orbits

Chief Timekeeper: D.Bradfield

Clerk of the Course:

Live timing available at [timing.rhwright.co.uk](http://timing.rhwright.co.uk)

[www.mylaps.com](http://www.mylaps.com)

Licensed to: R.H.Wright Timing

Printed: 30/07/2022 17:12:44



## 500MRCI Summer Race Meeting


NI Sevens

Kirkistown 500 MRCI 1.512 miles

Race 2 (R16)

30/07/2022 17:25

Race (12:00 and 1 Laps) started at 16:58:01



Lap	Lap Tm	Diff	Time of Day
<b>(34) Mark Francis</b>			
1	1:13.576	+7.416	16:59:18.583
2	1:09.000	+2.840	17:00:27.583
3	1:09.018	+2.858	17:01:36.601
4	1:08.439	+2.279	17:02:45.040
5	1:08.594	+2.434	17:03:53.634
6	1:08.146	+1.986	17:05:01.780
7	1:07.736	+1.576	17:06:09.516
8	1:08.584	+2.424	17:07:18.100
9	1:06.920	+0.760	17:08:25.020
10	1:06.246	+0.086	17:09:31.266
11	1:06.320	+0.160	17:10:37.586
12	1:06.160		17:11:43.746

Lap	Lap Tm	Diff	Time of Day
<b>(46) Trevor Allen</b>			
1	1:14.066	+8.248	16:59:18.159
2	1:10.960	+5.142	17:00:29.119
3	1:10.269	+4.451	17:01:39.388
4	1:08.755	+2.937	17:02:48.143
5	1:08.789	+2.971	17:03:56.932
6	1:07.858	+2.040	17:05:04.790
7	1:07.958	+2.140	17:06:12.748
8	1:06.849	+1.031	17:07:19.597
9	1:06.813	+0.995	17:08:26.410
10	1:05.818		17:09:32.228
11	1:05.919	+0.101	17:10:38.147
12	1:05.924	+0.106	17:11:44.071

Lap	Lap Tm	Diff	Time of Day
<b>(15) Paul Thompson</b>			
1	1:14.199	+7.361	16:59:19.212
2	1:09.910	+3.072	17:00:29.122
3	1:10.710	+3.872	17:01:39.832
4	1:09.354	+2.516	17:02:49.186
5	1:08.618	+1.780	17:03:57.804
6	1:07.467	+0.629	17:05:05.271
7	1:07.186	+0.348	17:06:12.457
8	1:12.566	+5.728	17:07:25.023
9	1:06.838		17:08:31.861
10	1:06.981	+0.143	17:09:38.842
11	1:07.338	+0.500	17:10:46.180
12	1:08.271	+1.433	17:11:54.451

Lap	Lap Tm	Diff	Time of Day
<b>(146) David Mutch</b>			
1	1:15.204	+8.485	16:59:19.439
2	1:10.094	+3.375	17:00:29.533
3	1:11.045	+4.326	17:01:40.578
4	1:08.946	+2.227	17:02:49.524
5	1:09.480	+2.761	17:03:59.004
6	1:08.606	+1.887	17:05:07.610
7	1:08.517	+1.798	17:06:16.127
8	1:08.112	+1.393	17:07:24.239
9	1:07.789	+1.070	17:08:32.028
10	1:06.719		17:09:38.747
11	1:07.346	+0.627	17:10:46.093
12	1:08.417	+1.698	17:11:54.510

Lap	Lap Tm	Diff	Time of Day
<b>(251) Cameron Boyd</b>			
1	1:15.171	+7.635	16:59:22.012
2	1:10.823	+3.287	17:00:32.835
3	1:10.809	+3.273	17:01:43.644
4	1:09.911	+2.375	17:02:53.555
5	1:09.131	+1.595	17:04:02.686
6	1:08.494	+0.958	17:05:11.180
7	1:08.207	+0.671	17:06:19.387
8	1:24.092	+16.556	17:07:43.479
9	1:08.391	+0.855	17:08:51.870
10	1:07.788	+0.252	17:09:59.658
11	1:07.536		17:11:07.194
12	1:07.781	+0.245	17:12:14.975

Lap	Lap Tm	Diff	Time of Day
<b>(917) Jimmy Dougan</b>			
1	1:20.606	+12.260	16:59:26.618
2	1:18.381	+10.035	17:00:44.999

Lap	Lap Tm	Diff	Time of Day
3	1:13.548	+5.202	17:01:58.547
4	1:12.011	+3.665	17:03:10.558
5	1:11.988	+3.642	17:04:22.546
6	1:09.996	+1.650	17:05:32.542
7	1:09.725	+1.379	17:06:42.267
8	1:09.123	+0.777	17:07:51.390
9	1:09.715	+1.369	17:09:01.105
10	1:08.501	+0.155	17:10:09.606
11	1:08.346		17:11:17.952
12	1:08.951	+0.605	17:12:26.903

Lap	Lap Tm	Diff	Time of Day
<b>(259) Robert Knowles</b>			
1	1:24.257	+3.574	16:59:31.079
2	1:20.683		17:00:51.762
3	1:22.779	+2.096	17:02:14.541
4	1:23.034	+2.351	17:03:37.575
5	1:21.866	+1.183	17:04:59.441
6	1:23.714	+3.031	17:06:23.155
7	1:24.592	+3.909	17:07:47.747
8	1:24.427	+3.744	17:09:12.174
9	1:21.434	+0.751	17:10:33.608
10	1:25.294	+4.611	17:11:58.902

Lap	Lap Tm	Diff	Time of Day
<b>(22) Allen Millar</b>			
1	1:20.933	+3.783	16:59:28.728
2	1:17.150		17:00:45.878

Results provisional until the conclusion of judicial and technical matters

Orbits

Chief Timekeeper: D.Bradfield

Clerk of the Course:

Live timing available at [timing.rhwright.co.uk](http://timing.rhwright.co.uk)

[www.mylaps.com](http://www.mylaps.com)

Licensed to: R.H.Wright Timing



## 500MRCI Summer Race Meeting

Sorted on best lap time

Roadsports

Kirkistown 500 MRCI 1.512 miles

Qualifying (Q5)

30/07/2022 09:50

Qualifying (15:00 and 1 Laps) started at 9:41:20

Pos	No.	Name	Make	Best Tm	Diff	In Lap	Best Speed	2nd Best	2nd Lap
<b>Roadsports A</b>									
1	10	Brendan Casement	2.0 Vauxhall Tigra	<b>1:07.819</b>		5	80.258	1:08.330	4
<b>Roadsports C</b>									
1	93	Steven Larkham	1.3 Radical PR06	<b>59.803</b>		5	91.016	1:00.450	4
2	20	Jim Larkham	1.3 Radical PR06	<b>1:00.455</b>	0.652	5	90.034	1:00.638	8
3	9	John Stewart	1.3 Radical PR06	<b>1:00.867</b>	1.064	5	89.425	1:01.064	8
4	99	Ray Moore	2.0 Crossle 9S	<b>1:01.802</b>	1.999	8	88.072	1:02.174	7
5	56	John Benson	2.0 Crossle 37S	<b>1:02.262</b>	2.459	5	87.421	1:02.269	4
6	119	Mike Ward	1.3 Radical PR06	<b>1:03.011</b>	3.208	5	86.382	1:03.218	2
7	55	Bernard Foley	2.0 Crossle 47S	<b>1:03.962</b>	4.159	7	85.098	1:03.981	4
8	19	Bill Griffin	2.0 Crossle 9S	<b>1:04.487</b>	4.684	6	84.405	1:04.945	7
9	31	Arnie Black	1.8 Mermik Rover	<b>1:04.493</b>	4.690	1	84.397		0
10	641	Brian Elliott	1.4 Radical Clubsport	<b>1:14.183</b>	14.380	1	73.373		0

Results provisional until the conclusion of judicial and technical matters

Orbits

Chief Timekeeper: D.Bradfield

Clerk of the Course:

Live timing available at [timing.rhwright.co.uk](http://timing.rhwright.co.uk)

[www.mylaps.com](http://www.mylaps.com)

Licensed to: R.H.Wright Timing



## 500MRCI Summer Race Meeting


Roadsports

Kirkistown 500 MRCI 1.512 miles

Qualifying (Q5)

30/07/2022 09:50

Qualifying (15:00 and 1 Laps) started at 9:41:20



Lap	Lap Tm	Diff	Time of Day
(93) Steven Larkham			
1	1:06.393	+6.590	9:43:49.256
2	1:03.019	+3.216	9:44:52.275
3	1:01.072	+1.269	9:45:53.347
4	1:00.450	+0.647	9:46:53.797
5	59.803		9:47:53.600
6	1:01.329	+1.526	9:48:54.929
7	1:18.080	+18.277	9:50:13.009

Lap	Lap Tm	Diff	Time of Day
(20) Jim Larkham			
1	1:06.935	+6.480	9:43:49.603
2	1:03.708	+3.253	9:44:53.311
3	1:02.344	+1.889	9:45:55.655
4	1:02.285	+1.830	9:46:57.940
5	1:00.455		9:47:58.395
6	1:05.920	+5.465	9:49:04.315
7	1:00.858	+0.403	9:50:05.173
8	1:00.638	+0.183	9:51:05.811
9	1:01.543	+1.088	9:52:07.354

Lap	Lap Tm	Diff	Time of Day
(9) John Stewart			
1	1:06.812	+5.945	9:43:50.619
2	1:03.574	+2.707	9:44:54.193
3	1:01.399	+0.532	9:45:55.592
4	1:01.079	+0.212	9:46:56.671
5	1:00.867		9:47:57.538
6	1:35.354	+34.487	9:49:32.892
7	1:04.149	+3.282	9:50:37.041
8	1:01.064	+0.197	9:51:38.105

Lap	Lap Tm	Diff	Time of Day
(99) Ray Moore			
1	1:05.710	+3.908	9:43:50.950
2	1:03.708	+1.906	9:44:54.658
3	1:02.850	+1.048	9:45:57.508
4	1:02.191	+0.389	9:46:59.699
5	1:02.534	+0.732	9:48:02.233
6	1:02.853	+1.051	9:49:05.086
7	1:02.174	+0.372	9:50:07.260
8	1:01.802		9:51:09.062

Lap	Lap Tm	Diff	Time of Day
(56) John Benson			
1	1:04.774	+2.512	9:43:58.494
2	1:04.705	+2.443	9:45:03.199
3	1:03.371	+1.109	9:46:06.570
4	1:02.269	+0.007	9:47:08.839
5	1:02.262		9:48:11.101
6	1:05.056	+2.794	9:49:16.157
7	1:04.123	+1.861	9:50:20.280
8	1:02.609	+0.347	9:51:22.889

Lap	Lap Tm	Diff	Time of Day
(119) Mike Ward			
1	1:03.823	+0.812	9:43:55.672
2	1:03.218	+0.207	9:44:58.890
3	1:04.329	+1.318	9:46:03.219
4	1:03.598	+0.587	9:47:06.817
5	1:03.011		9:48:09.828
6	1:05.776	+2.765	9:49:15.604
7	1:05.036	+2.025	9:50:20.640
8	1:03.773	+0.762	9:51:24.413

Lap	Lap Tm	Diff	Time of Day
(55) Bernard Foley			
1	1:05.309	+1.347	9:44:00.057
2	1:04.691	+0.729	9:45:04.748
3	1:05.568	+1.606	9:46:10.316
4	1:03.981	+0.019	9:47:14.297
5	1:04.605	+0.643	9:48:18.902
6	1:05.058	+1.096	9:49:23.960
7	1:03.962		9:50:27.922
8	1:04.263	+0.301	9:51:32.185

Lap	Lap Tm	Diff	Time of Day
(19) Bill Griffin			
1	1:07.171	+2.684	9:43:55.880
2	1:07.511	+3.024	9:45:03.391

Lap	Lap Tm	Diff	Time of Day
(31) Arnie Black			
1	1:04.493		9:43:51.453

Lap	Lap Tm	Diff	Time of Day
(10) Brendan Casement			
1	1:18.502	+10.683	9:45:07.316
2	1:14.066	+6.247	9:46:21.382
3	1:08.965	+1.146	9:47:30.347
4	1:08.330	+0.511	9:48:38.677
5	1:07.819		9:49:46.496

Lap	Lap Tm	Diff	Time of Day
(641) Brian Elliott			
1	1:14.183		9:44:01.606

Lap	Lap Tm	Diff	Time of Day
-----	--------	------	-------------

Results provisional until the conclusion of judicial and technical matters

Orbits

Chief Timekeeper: D.Bradfield

Clerk of the Course:

Live timing available at [timing.rhwright.co.uk](http://timing.rhwright.co.uk)

[www.mylaps.com](http://www.mylaps.com)

Licensed to: R.H.Wright Timing



## 500MRCI Summer Race Meeting

Roadsports

Kirkistown 500 MRCI 1.512 miles

Race 1 (R6)

30/07/2022 13:15

Race (12:00 and 1 Laps)

6	31	
	11	
5	10	641
	9	10
4	55	19
	7	8
3	56	119
	5	6
2	9	99
	3	4
1	93	20
	1	2

POLE POSITION

Results provisional until the conclusion of judicial and technical matters

Orbits

Chief Timekeeper: D.Bradfield

Clerk of the Course:

Live timing available at [timing.rhwright.co.uk](http://timing.rhwright.co.uk)

[www.mylaps.com](http://www.mylaps.com)

Licensed to: R.H.Wright Timing

Printed: 30/07/2022 10:05:37



## 500MRCI Summer Race Meeting

Sorted on Laps

Roadsports

Kirkistown 500 MRCI 1.512 miles

Race 1 (R6)

30/07/2022 13:15

Race (12:00 and 1 Laps) started at 13:06:44

Pos	No.	Name	Make	Laps	Total Tm	Best Tm	Best Speed	In Lap	Avg. Speed
1	93	Steven Larkham	1.3 Radical PR06	13	13:16.857	59.836	90.966	3	88.798
2	9	John Stewart	1.3 Radical PR06	13	13:34.803	1:00.460	90.027	5	86.842
3	99	Ray Moore	2.00 Crossle 9S	13	13:41.215	1:02.143	87.589	4	86.164
4	56	John Benson	2.0 Crossle 37S	13	13:41.771	1:01.517	88.480	7	86.106
5	31	Arnie Black	1.8 Mermik Rover	13	13:42.300	1:01.150	89.011	9	86.050
6	55	Bernard Foley	2.0 Crossle 47S	13	13:55.130	1:02.300	87.368	3	84.728
7	641	Brian Elliott	1.4 Radical Clubsport	13	14:06.484	1:02.425	87.193	13	83.592
8	19	Bill Griffin	2.0 Crossle 9S	12	13:24.110	1:04.474	84.422	3	81.228
9	119	Mike Ward	1.3 Radical PR06	12	13:46.823	1:02.497	87.093	4	78.997
<b>Not classified</b>									
DNF	20	Jim Larkham	1.3 Radical PR06	9	10:18.260	59.547	91.407	9	79.234
DNS	10	Brendan Casement	2.0 Vauxhall Tigra					0	

Margin of Victory

Avg. Speed

Best Lap Tm

Best Speed

Best Lap by

17.946

88.798

59.836

90.966

93 - Steven Larkham

Results provisional until the conclusion of judicial and technical matters

Orbits

Chief Timekeeper: D.Bradfield

Clerk of the Course:

Live timing available at [timing.rhwright.co.uk](http://timing.rhwright.co.uk)

[www.mylaps.com](http://www.mylaps.com)

Licensed to: R.H.Wright Timing

Printed: 30/07/2022 13:21:04





## 500MRCI Summer Race Meeting


### Roadsports

### Kirkistown 500 MRCI 1.512 miles

### Race 1 (R6)

30/07/2022 13:15

Race (12:00 and 1 Laps) started at 13:06:44



Lap	Lap Tm	Diff	Time of Day
<b>(93) Steven Larkham</b>			
1	1:05.767	+5.931	13:07:53.266
2	1:00.127	+0.291	13:08:53.393
3	59.836		13:09:53.229
4	1:00.399	+0.563	13:10:53.628
5	1:00.016	+0.180	13:11:53.644
6	1:01.591	+1.755	13:12:55.235
7	59.987	+0.151	13:13:55.222
8	1:01.642	+1.806	13:14:56.864
9	1:01.339	+1.503	13:15:58.203
10	1:01.358	+1.522	13:16:59.561
11	1:00.809	+0.973	13:18:00.370
12	1:00.507	+0.671	13:19:00.877
13	1:00.674	+0.838	13:20:01.551
<b>(9) John Stewart</b>			
1	1:05.507	+5.047	13:07:53.139
2	1:00.882	+0.422	13:08:54.021
3	1:00.756	+0.296	13:09:54.777
4	1:00.511	+0.051	13:10:55.288
5	1:00.460		13:11:55.748
6	1:04.618	+4.158	13:13:00.366
7	1:00.722	+0.262	13:14:01.088
8	1:00.940	+0.480	13:15:02.028
9	1:02.519	+2.059	13:16:04.547
10	1:01.624	+1.164	13:17:06.171
11	1:02.491	+2.031	13:18:08.662
12	1:04.672	+4.212	13:19:13.334
13	1:06.163	+5.703	13:20:19.497
<b>(99) Ray Moore</b>			
1	1:07.844	+5.701	13:07:55.016
2	1:02.694	+0.551	13:08:57.710
3	1:03.324	+1.181	13:10:01.034
4	1:02.143		13:11:03.177
5	1:03.024	+0.881	13:12:06.201
6	1:02.443	+0.300	13:13:08.644
7	1:02.839	+0.696	13:14:11.483
8	1:02.389	+0.246	13:15:13.872
9	1:02.143		13:16:16.015
10	1:02.288	+0.145	13:17:18.303
11	1:02.411	+0.268	13:18:20.714
12	1:02.365	+0.222	13:19:23.079
13	1:02.830	+0.687	13:20:25.909
<b>(56) John Benson</b>			
1	1:08.241	+6.724	13:07:56.330
2	1:05.245	+3.728	13:09:01.575
3	1:02.335	+0.818	13:10:03.910
4	1:02.356	+0.839	13:11:06.266
5	1:02.407	+0.890	13:12:08.673
6	1:01.934	+0.417	13:13:10.607
7	1:01.517		13:14:12.124
8	1:02.501	+0.984	13:15:14.625
9	1:01.765	+0.248	13:16:16.390
10	1:02.347	+0.830	13:17:18.737
11	1:02.537	+1.020	13:18:21.274
12	1:02.320	+0.803	13:19:23.594
13	1:02.871	+1.354	13:20:26.465
<b>(31) Arnie Black</b>			
1	1:07.580	+6.430	13:07:57.704
2	1:04.001	+2.851	13:09:01.705
3	1:03.173	+2.023	13:10:04.878
4	1:01.654	+0.504	13:11:06.532
5	1:02.757	+1.607	13:12:09.289
6	1:02.483	+1.333	13:13:11.772
7	1:01.979	+0.829	13:14:13.751
8	1:01.974	+0.824	13:15:15.725
9	1:01.150		13:16:16.875
10	1:02.328	+1.178	13:17:19.203
11	1:02.707	+1.557	13:18:21.910
12	1:01.815	+0.665	13:19:23.725

Lap	Lap Tm	Diff	Time of Day
<b>(55) Bernard Foley</b>			
13	1:03.269	+2.119	13:20:26.994
<b>(64) Brian Elliott</b>			
1	1:07.483	+5.183	13:07:56.089
2	1:05.281	+2.981	13:09:01.370
3	1:02.300		13:10:03.670
4	1:02.518	+0.218	13:11:06.188
5	1:04.059	+1.759	13:12:10.247
6	1:03.326	+1.026	13:13:13.573
7	1:03.232	+0.932	13:14:16.805
8	1:03.437	+1.137	13:15:20.242
9	1:04.640	+2.340	13:16:24.882
10	1:04.129	+1.829	13:17:29.011
11	1:03.972	+1.672	13:18:32.983
12	1:03.321	+1.021	13:19:36.304
13	1:03.520	+1.220	13:20:39.824
<b>(19) Bill Griffin</b>			
1	1:07.045	+4.620	13:08:09.152
2	1:08.006	+5.581	13:09:17.158
3	1:02.793	+0.368	13:10:19.951
4	1:03.005	+0.580	13:11:22.956
5	1:03.542	+1.117	13:12:26.498
6	1:03.426	+1.001	13:13:29.924
7	1:04.717	+2.292	13:14:34.641
8	1:02.802	+0.377	13:15:37.443
9	1:02.920	+0.495	13:16:40.363
10	1:02.815	+0.390	13:17:43.178
11	1:02.439	+0.014	13:18:45.617
12	1:03.136	+0.711	13:19:48.753
13	1:02.425		13:20:51.178
<b>(119) Mike Ward</b>			
1	1:07.468	+4.971	13:07:56.220
2	1:50.573	+48.076	13:09:46.793
3	1:04.224	+1.727	13:10:51.017
4	1:02.497		13:11:53.514
5	1:07.282	+4.785	13:13:00.796
6	1:02.607	+0.110	13:14:03.403
7	1:02.854	+0.357	13:15:06.257
8	1:03.407	+0.910	13:16:09.664
9	1:03.612	+1.115	13:17:13.276
10	1:05.155	+2.658	13:18:18.431
11	1:04.982	+2.485	13:19:23.413
12	1:08.104	+5.607	13:20:31.517
<b>(20) Jim Larkham</b>			
1	1:04.212	+4.665	13:07:51.575
2	1:07.550	+8.003	13:08:59.125
3	1:00.019	+0.472	13:09:59.144
4	1:34.104	+34.557	13:11:33.248
5	1:27.744	+28.197	13:13:00.992
6	1:00.464	+0.917	13:14:01.456
7	1:01.534	+1.987	13:15:02.990
8	1:00.417	+0.870	13:16:03.407
9	59.547		13:17:02.954

Results provisional until the conclusion of judicial and technical matters

Orbits

Chief Timekeeper: D.Bradfield

Clerk of the Course:

Live timing available at [timing.rhwright.co.uk](http://timing.rhwright.co.uk)

[www.mylaps.com](http://www.mylaps.com)

Licensed to: R.H.Wright Timing





## 500MRCI Summer Race Meeting


Roadsports

Kirkistown 500 MRCI 1.512 miles

Race 2 (R14)

30/07/2022 16:35


Race (12:00 and 1 Laps)



6	31
	11
5	10
	9
4	55
	7
3	56
	5
2	9
	3
1	93
	1

POLE POSITION

641
10
19
8
119
6
99
4
20
2



Results provisional until the conclusion of judicial and technical matters

Orbits

Chief Timekeeper: D.Bradfield

Clerk of the Course:

Live timing available at [timing.rhwright.co.uk](http://timing.rhwright.co.uk)

[www.mylaps.com](http://www.mylaps.com)

Licensed to: R.H.Wright Timing

Printed: 30/07/2022 09:59:29



# R.H.Wright Timing

## 500MRCI Summer Race Meeting

Sorted on Laps

Roadsports

Kirkistown 500 MRCI 1.512 miles

Race 2 (R14)

30/07/2022 16:35

Race (12:00 and 1 Laps) started at 16:06:27

Pos	No.	Name	Make	Laps	Total Tm	Best Tm	Best Speed	In Lap	Avg. Speed
1	93	Steven Larkham	1.3 Radical PR06	11	13:28.737	1:10.318	77.406	2	74.033
2	19	Bill Griffin	2.0 Crossle 9S	11	13:31.529	1:10.834	76.842	3	73.778
3	119	Mike Ward	1.3 Radical PR06	11	13:33.556	1:10.703	76.984	4	73.594
4	55	Bernard Foley	2.0 Crossle 47S	11	13:33.760	1:11.183	76.465	3	73.576
5	641	Brian Elliott	1.4 Radical Clubsport	11	14:02.813	1:08.193	79.818	4	71.040
6	9	John Stewart	1.3 Radical PR06	11	14:40.394	1:10.280	77.448	3	68.007
<b>Not classified</b>									
DNF	31	Arnie Black	1.8 Mermik Rover	1	1:26.728	1:21.677	66.641	1	62.760

Margin of Victory

Avg. Speed

Best Lap Tm

Best Speed

Best Lap by

2.792

74.033

1:08.193

79.818

641 - Brian Elliott

Results provisional until the conclusion of judicial and technical matters

Orbits

Chief Timekeeper: D.Bradfield

Clerk of the Course:

Live timing available at [timing.rhwright.co.uk](http://timing.rhwright.co.uk)

[www.mylaps.com](http://www.mylaps.com)

Licensed to: R.H.Wright Timing

Printed: 30/07/2022 16:21:18



## 500MRCI Summer Race Meeting


Roadsports

Kirkistown 500 MRCI 1.512 miles

Race 2 (R14)

30/07/2022 16:35

Race (12:00 and 1 Laps) started at 16:06:27



Lap	Lap Tm	Diff	Time of Day
<b>(93) Steven Larkham</b>			
1	1:15.796	+5.478	16:07:45.676
2	1:10.318		16:08:55.994
3	1:11.259	+0.941	16:10:07.253
4	1:11.383	+1.065	16:11:18.636
5	1:12.517	+2.199	16:12:31.153
6	1:13.021	+2.703	16:13:44.174
7	1:13.288	+2.970	16:14:57.462
8	1:13.075	+2.757	16:16:10.537
9	1:15.037	+4.719	16:17:25.574
10	1:14.621	+4.303	16:18:40.195
11	1:15.671	+5.353	16:19:55.866

Lap	Lap Tm	Diff	Time of Day
<b>(19) Bill Griffin</b>			
1	1:16.694	+5.860	16:07:47.783
2	1:12.648	+1.814	16:09:00.431
3	1:10.834		16:10:11.265
4	1:11.488	+0.654	16:11:22.753
5	1:11.812	+0.978	16:12:34.565
6	1:13.375	+2.541	16:13:47.940
7	1:13.998	+3.164	16:15:01.938
8	1:13.662	+2.828	16:16:15.600
9	1:14.134	+3.300	16:17:29.734
10	1:14.077	+3.243	16:18:43.811
11	1:14.847	+4.013	16:19:58.658

Lap	Lap Tm	Diff	Time of Day
<b>(119) Mike Ward</b>			
1	1:19.347	+8.644	16:07:50.688
2	1:12.179	+1.476	16:09:02.867
3	1:11.749	+1.046	16:10:14.616
4	1:10.703		16:11:25.319
5	1:13.684	+2.981	16:12:39.003
6	1:13.368	+2.665	16:13:52.371
7	1:13.688	+2.985	16:15:06.059
8	1:13.692	+2.989	16:16:19.751
9	1:13.820	+3.117	16:17:33.571
10	1:14.111	+3.408	16:18:47.682
11	1:13.003	+2.300	16:20:00.685

Lap	Lap Tm	Diff	Time of Day
<b>(55) Bernard Foley</b>			
1	1:17.815	+6.632	16:07:49.184
2	1:12.333	+1.150	16:09:01.517
3	1:11.183		16:10:12.700
4	1:11.861	+0.678	16:11:24.561
5	1:13.182	+1.999	16:12:37.743
6	1:13.492	+2.309	16:13:51.235
7	1:14.367	+3.184	16:15:05.602
8	1:13.614	+2.431	16:16:19.216
9	1:13.505	+2.322	16:17:32.721
10	1:13.418	+2.235	16:18:46.139
11	1:14.750	+3.567	16:20:00.889

Lap	Lap Tm	Diff	Time of Day
<b>(641) Brian Elliott</b>			
1	1:22.244	+14.051	16:07:54.277
2	1:14.434	+6.241	16:09:08.711
3	1:08.771	+0.578	16:10:17.482
4	1:08.193		16:11:25.675
5	1:14.075	+5.882	16:12:39.750
6	1:16.516	+8.323	16:13:56.266
7	1:17.683	+9.490	16:15:13.949
8	1:17.877	+9.594	16:16:31.736
9	1:19.645	+11.452	16:17:51.381
10	1:18.684	+10.491	16:19:10.065
11	1:19.877	+11.684	16:20:29.942

Lap	Lap Tm	Diff	Time of Day
<b>(9) John Stewart</b>			
1	1:26.393	+16.113	16:07:57.155
2	1:12.537	+2.257	16:09:09.692
3	1:10.280		16:10:19.972
4	1:49.206	+38.926	16:12:09.178
5	1:15.264	+4.984	16:13:24.442
6	1:16.259	+5.979	16:14:40.701
7	1:15.845	+5.565	16:15:56.546

Lap	Lap Tm	Diff	Time of Day
8	1:16.218	+5.938	16:17:12.764
9	1:17.209	+6.929	16:18:29.973
10	1:17.584	+7.304	16:19:47.557
11	1:19.966	+9.686	16:21:07.523

Lap	Lap Tm	Diff	Time of Day
<b>(31) Arnie Black</b>			
1	1:21.677		16:07:53.857

Results provisional until the conclusion of judicial and technical matters

Orbits

Chief Timekeeper: D.Bradfield

Clerk of the Course:

Live timing available at [timing.rhwright.co.uk](http://timing.rhwright.co.uk)

[www.mylaps.com](http://www.mylaps.com)

Licensed to: R.H.Wright Timing



# R.H.Wright Timing

500MRCI Summer Kart Meeting

Sorted on best lap time

Superkarts

Kirkistown 500 MRCI 1.512 miles

Qualifying (Q8)

25/07/2022 10:50

Qualifying started at 10:31:17

Pos	No.	Name	Make	Best Tm	Diff	In Lap	Best Speed	2nd Best	2nd Lap
1	IGP	Alan Witherow	250 Anderson PVP	<b>56.744</b>		4	95.922	57.046	5
2	53	Alan Crossen	250 Anderson VM	<b>57.231</b>	0.487	4	95.106	1:00.263	1
3	72	Richard Dewart	250 Anderson VM	<b>57.933</b>	1.189	5	93.954	58.153	8
4	83	Colin Menary	250 Anderson FPE	<b>58.509</b>	1.765	5	93.029	59.308	4
5	43	Brian Jones	250 Anderson PVP	<b>58.692</b>	1.948	1	92.739		0
6	12	Eoin Buckley	250 Anderson VM	<b>58.899</b>	2.155	3	92.413	1:00.045	2
7	3	Liam Fox	250 Anderson FPE	<b>1:00.022</b>	3.278	5	90.684	1:02.093	3
8	60	Jonathan Adams	250 Anderson VM	<b>1:00.176</b>	3.432	3	90.452	1:00.405	2
9	69	Danny Hyland	125 Anderson TM	<b>1:02.419</b>	5.675	8	87.201	1:02.569	6
10	17	Scott Greenaway	125 Anderson TM	<b>1:03.778</b>	7.034	4	85.343	1:04.108	3
11	25	Noel Lindsay	125 Superkart TM	<b>1:05.448</b>	8.704	6	83.166	1:05.687	2
12	89	Keith Hemsley	125 Anderson TM	<b>1:05.847</b>	9.103	4	82.662	1:06.212	3
13	19	Philip Mills	125 Anderson DEA	<b>1:10.883</b>	14.139	5	76.789	1:10.891	6
14	1	Peter Crossen	125 Anderson DEA			0	-		0
15	42	Colm Byrne	250 Anderson PVP			0	-		0

Results provisional until the conclusion of judicial and technical matters

Orbits

Chief Timekeeper: D.Bradfield

Clerk of the Course:

Live timing available at [timing.rhwright.co.uk](http://timing.rhwright.co.uk)

[www.mylaps.com](http://www.mylaps.com)

Licensed to: R.H.Wright Timing

Printed: 30/07/2022 10:42:39



## 500MRCI Summer Kart Meeting


Superkarts

Kirkistown 500 MRCI 1.512 miles

Qualifying (Q8)

25/07/2022 10:50

Qualifying started at 10:31:17



Lap	Lap Tm	Diff	Time of Day
<b>(IGP) Alan Witherow</b>			
1	1:04.592	+7.848	10:34:28.938
2	1:02.554	+5.810	10:35:31.492
3	57.947	+1.203	10:36:29.439
4	56.744		10:37:26.183
5	57.046	+0.302	10:38:23.229
<b>(53) Alan Crossen</b>			
1	1:00.263	+3.032	10:33:41.549
p2	1:43.762	+46.531	10:35:25.311
3	1:06.682	+9.451	10:36:31.993
4	57.231		10:37:29.224
<b>(72) Richard Dewart</b>			
1	59.182	+1.249	10:33:32.884
2	58.862	+0.929	10:34:31.746
3	1:00.486	+2.553	10:35:32.232
4	58.255	+0.322	10:36:30.487
5	57.933		10:37:28.420
6	59.224	+1.291	10:38:27.644
7	58.745	+0.812	10:39:26.389
8	58.153	+0.220	10:40:24.542
<b>(83) Colin Menary</b>			
1	1:00.425	+1.916	10:33:29.593
p2	3:05.206	+2:06.697	10:36:34.799
3	1:11.940	+13.431	10:37:46.739
4	59.308	+0.799	10:38:46.047
5	58.509		10:39:44.556
6	59.403	+0.894	10:40:43.959
7	1:00.066	+1.557	10:41:44.025
<b>(43) Brian Jones</b>			
1	56.692		10:33:33.985
<b>(12) Eoin Buckley</b>			
1	1:00.412	+1.513	10:33:42.035
2	1:00.045	+1.146	10:34:42.080
3	58.899		10:35:40.979
p4	3:10.890	+2:11.991	10:38:51.869
<b>(3) Liam Fox</b>			
1	1:10.947	+10.925	10:34:18.199
2	1:04.669	+4.647	10:35:22.868
3	1:02.093	+2.071	10:36:24.961
4	1:07.064	+7.042	10:37:32.025
5	1:00.222		10:38:32.047
6	1:06.477	+6.455	10:39:38.524
<b>(60) Jonathan Adams</b>			
1	1:02.041	+1.865	10:33:46.840
2	1:00.405	+0.229	10:34:47.245
3	1:00.176		10:35:47.421
<b>(69) Danny Hyland</b>			
1	1:13.344	+10.925	10:34:31.423
2	1:04.973	+2.554	10:35:36.396
3	1:03.973	+1.554	10:36:40.369
4	1:03.085	+0.666	10:37:43.454
5	1:02.941	+0.522	10:38:46.395
6	1:02.569	+0.150	10:39:48.964
7	1:04.278	+1.859	10:40:53.242
8	1:02.419		10:41:55.661
<b>(17) Scott Greenaway</b>			
1	1:07.734	+3.956	10:34:13.753
2	1:04.811	+1.033	10:35:18.564
3	1:04.108	+0.330	10:36:22.672
4	1:03.778		10:37:26.450
5	1:05.795	+2.017	10:38:32.245
<b>(25) Noel Lindsay</b>			
1	1:07.677	+2.229	10:34:06.578

Lap	Lap Tm	Diff	Time of Day
2	1:05.687	+0.239	10:35:12.265
3	1:07.124	+1.676	10:36:19.389
4	1:06.279	+0.831	10:37:25.668
5	1:07.114	+1.666	10:38:32.782
6	1:05.448		10:39:38.230
<b>(89) Keith Hemsley</b>			
1	1:07.102	+1.255	10:34:08.623
2	1:06.258	+0.411	10:35:14.881
3	1:06.212	+0.365	10:36:21.093
4	1:05.847		10:37:26.940
5	1:07.894	+2.047	10:38:34.834
6	1:06.687	+0.840	10:39:41.521
<b>(19) Philip Mills</b>			
1	1:24.882	+13.999	10:34:46.626
2	1:19.158	+8.275	10:36:05.784
3	1:17.464	+6.581	10:37:23.248
4	1:13.189	+2.306	10:38:36.437
5	1:10.883		10:39:47.320
6	1:10.891	+0.008	10:40:58.211

Results provisional until the conclusion of judicial and technical matters

Orbits

Chief Timekeeper: D.Bradfield

Clerk of the Course:

Live timing available at [timing.rhwright.co.uk](http://timing.rhwright.co.uk)

[www.mylaps.com](http://www.mylaps.com)

Licensed to: R.H.Wright Timing



## 500MRCI Summer Kart Meeting

Superkarts

Kirkistown 500 MRCI 1.512 miles

Race 3 (R17)

25/07/2022 17:50

Race (8:00 and 1 Laps)

7	25	19
	13	14
6	17	89
	11	12
5	69	55
	9	10
4	60	72
	7	8
3	3	12
	5	6
2	53	83
	3	4
1	IGP	43
	1	2

POLE POSITION

Results provisional until the conclusion of judicial and technical matters

Orbits

Chief Timekeeper: D.Bradfield

Clerk of the Course:

Live timing available at [timing.rhwright.co.uk](http://timing.rhwright.co.uk)

[www.mylaps.com](http://www.mylaps.com)

Licensed to: R.H.Wright Timing

Printed: 30/07/2022 14:47:42



# R.H.Wright Timing

## 500MRCI Summer Kart Meeting

Sorted on Laps

Superkarts

Kirkistown 500 MRCI 1.512 miles

Race 3 (R17)

25/07/2022 17:50

Race (8:00 and 1 Laps) started at 17:16:26

Pos	No.	Name	Make	Laps	Total Tm	Best Tm	Best Speed	In Lap	Avg. Speed
<b>125 Superkart</b>									
1	55	Ross Witherow	125 Superkart	9	9:44.856	<b>1:04.291</b>	84.662	7	83.759
2	69	Danny Hyland	125 Anderson TM	9	9:58.890	<b>1:05.452</b>	83.160	3	81.797
3	17	Scott Greenaway	125 Anderson TM	9	10:09.355	<b>1:06.513</b>	81.834	7	80.392
4	89	Keith Hemsley	125 Anderson TM	8	9:14.107	<b>1:07.223</b>	80.970	3	78.584
5	25	Noel Lindsay	125 Superkart TM	8	9:15.053	<b>1:08.191</b>	79.820	6	78.450
<b>Not classified</b>									
DNF	19	Philip Mills	125 Anderson DEA	2	2:24.403	<b>1:10.315</b>	77.409	2	75.387
<b>250 Superkart</b>									
1	53	Alan Crossen	250 Anderson VM	9	9:07.199	<b>59.867</b>	90.919	7	89.524
2	3	Liam Fox	250 Anderson FPE	9	9:08.338	<b>59.814</b>	90.999	7	89.338
3	83	Colin Menary	250 Anderson FPE	9	9:08.544	<b>59.482</b>	91.507	8	89.304
4	72	Richard Dewart	250 Anderson VM	9	9:23.028	<b>1:01.262</b>	88.848	6	87.007
5	12	Eoin Buckley	250 Anderson VM	9	9:29.499	<b>1:02.222</b>	87.477	3	86.018
6	IGP	Alan Witherow	250 Anderson PVP	8	9:45.436	<b>1:02.865</b>	86.583	7	74.379
<b>Not classified</b>									
DNF	43	Brian Jones	250 Anderson PVP	3	3:04.168	<b>1:00.677</b>	89.705	3	88.664

Margin of Victory	Avg. Speed	Best Lap Tm	Best Speed	Best Lap by
1.139	89.524	59.482	91.507	83 - Colin Menary

Results provisional until the conclusion of judicial and technical matters

Orbits

Chief Timekeeper: D.Bradfield

Clerk of the Course:

Live timing available at [timing.rhwright.co.uk](http://timing.rhwright.co.uk)

[www.mylaps.com](http://www.mylaps.com)

Licensed to: R.H.Wright Timing

Printed: 30/07/2022 17:29:01





## 500MRCI Summer Kart Meeting


Superkarts

Kirkistown 500 MRCI 1.512 miles

Race 3 (R17)

25/07/2022 17:50

Race (8:00 and 1 Laps) started at 17:16:26



Lap	Lap Tm	Diff	Time of Day
<b>(53) Alan Crossen</b>			
1	1:03.497	+3.630	17:17:30.571
2	1:00.499	+0.632	17:18:31.070
3	1:00.370	+0.503	17:19:31.440
4	1:00.848	+0.981	17:20:32.288
5	1:00.298	+0.431	17:21:32.586
6	1:00.052	+0.185	17:22:32.638
7	59.367		17:23:32.505
8	1:00.140	+0.273	17:24:32.645
9	1:01.388	+1.521	17:25:34.033
<b>(3) Liam Fox</b>			
1	1:04.065	+4.251	17:17:31.710
2	1:02.121	+2.307	17:18:33.831
3	1:00.282	+0.468	17:19:34.113
4	1:00.357	+0.543	17:20:34.470
5	1:00.011	+0.197	17:21:34.481
6	59.913	+0.099	17:22:34.394
7	59.314		17:23:34.208
8	59.964	+0.150	17:24:34.172
9	1:01.000	+1.186	17:25:35.172
<b>(83) Colin Menary</b>			
1	1:03.775	+4.293	17:17:30.778
2	1:02.431	+2.949	17:18:33.209
3	1:00.124	+0.642	17:19:33.333
4	1:00.163	+0.681	17:20:33.496
5	1:00.255	+0.773	17:21:33.751
6	59.643	+0.161	17:22:33.394
7	1:00.361	+0.879	17:23:33.755
8	59.482		17:24:33.237
9	1:02.141	+2.659	17:25:35.378
<b>(72) Richard Dewart</b>			
1	1:04.874	+3.612	17:17:32.750
2	1:02.649	+1.387	17:18:35.399
3	1:02.841	+1.579	17:19:38.240
4	1:02.339	+1.077	17:20:40.579
5	1:02.052	+0.790	17:21:42.631
6	1:01.262		17:22:43.893
7	1:02.550	+1.288	17:23:46.443
8	1:01.777	+0.515	17:24:48.220
9	1:01.642	+0.380	17:25:49.862
<b>(12) Eoin Buckley</b>			
1	1:04.603	+2.381	17:17:32.025
2	1:03.259	+1.037	17:18:35.284
3	1:02.222		17:19:37.506
4	1:02.544	+0.322	17:20:40.050
5	1:03.987	+1.765	17:21:44.037
6	1:02.281	+0.059	17:22:46.318
7	1:02.634	+0.412	17:23:48.952
8	1:03.639	+1.417	17:24:52.591
9	1:03.742	+1.520	17:25:56.333
<b>(55) Ross Witherow</b>			
1	1:05.953	+1.682	17:17:34.638
2	1:05.304	+1.013	17:18:39.942
3	1:04.542	+0.251	17:19:44.484
4	1:04.741	+0.450	17:20:49.225
5	1:04.525	+0.234	17:21:53.750
6	1:04.447	+0.156	17:22:58.197
7	1:04.291		17:24:02.488
8	1:04.437	+0.146	17:25:06.925
9	1:04.765	+0.474	17:26:11.690
<b>(69) Danny Hyland</b>			
1	1:07.817	+2.365	17:17:36.748
2	1:05.766	+0.314	17:18:42.514
3	1:05.452		17:19:47.966
4	1:09.430	+3.978	17:20:57.396
5	1:05.844	+0.392	17:22:03.240
6	1:05.704	+0.252	17:23:08.944

Lap	Lap Tm	Diff	Time of Day
7	1:05.502	+0.050	17:24:14.446
8	1:05.730	+0.278	17:25:20.176
9	1:05.548	+0.096	17:26:25.724
<b>(17) Scott Greenaway</b>			
1	1:08.455	+1.942	17:17:38.620
2	1:07.065	+0.552	17:18:45.685
3	1:07.168	+0.655	17:19:52.853
4	1:07.272	+0.759	17:21:00.125
5	1:07.594	+1.081	17:22:07.719
6	1:07.571	+1.058	17:23:15.290
7	1:06.513		17:24:21.803
8	1:07.291	+0.778	17:25:29.094
9	1:07.095	+0.582	17:26:36.189
<b>(89) Keith Hemsley</b>			
1	1:08.704	+1.481	17:17:37.561
2	1:07.549	+0.326	17:18:45.110
3	1:07.223		17:19:52.333
4	1:07.647	+0.424	17:20:59.980
5	1:08.465	+1.242	17:22:08.445
6	1:09.129	+1.906	17:23:17.574
7	1:10.439	+3.216	17:24:28.013
8	1:12.928	+5.705	17:25:40.941
<b>(25) Noel Lindsay</b>			
1	1:09.795	+1.604	17:17:40.518
2	1:08.508	+0.317	17:18:49.026
3	1:09.240	+1.049	17:19:58.266
4	1:09.288	+1.097	17:21:07.554
5	1:08.807	+0.616	17:22:16.361
6	1:08.191		17:23:24.552
7	1:08.753	+0.562	17:24:33.305
8	1:08.582	+0.391	17:25:41.887
<b>(IGP) Alan Witherow</b>			
1	1:03.166	+0.301	17:17:30.082
p2	2:15.550	+1:12.685	17:19:45.632
3	1:09.661	+6.796	17:20:55.293
4	1:03.007	+0.142	17:21:58.300
5	1:03.510	+0.645	17:23:01.810
6	1:03.664	+0.799	17:24:05.474
7	1:02.865		17:25:08.339
8	1:03.931	+1.066	17:26:12.270
<b>(43) Brian Jones</b>			
1	1:02.707	+2.030	17:17:29.541
2	1:00.784	+0.107	17:18:30.325
3	1:00.677		17:19:31.002
<b>(19) Philip Mills</b>			
1	1:11.240	+0.925	17:17:40.922
2	1:10.315		17:18:51.237

Results provisional until the conclusion of judicial and technical matters

Orbits

Chief Timekeeper: D.Bradfield

Clerk of the Course:

Live timing available at [timing.rhwright.co.uk](http://timing.rhwright.co.uk)

[www.mylaps.com](http://www.mylaps.com)

Licensed to: R.H.Wright Timing



## 500MRCI Summer Kart Meeting

Superkarts

Kirkistown 500 MRCI 1.512 miles

Race 2 (R10)

25/07/2022 14:55

Race (8:00 and 1 Laps)

7	25	19
	13	14
6	17	89
	11	12
5	55	69
	9	10
4	72	12
	7	8
3	43	60
	5	6
2	3	83
	3	4
1	53	IGP
	1	2

POLE POSITION

Results provisional until the conclusion of judicial and technical matters

Orbits

Chief Timekeeper: D.Bradfield

Clerk of the Course:

Live timing available at [timing.rhwright.co.uk](http://timing.rhwright.co.uk)

[www.mylaps.com](http://www.mylaps.com)

Licensed to: R.H.Wright Timing

Printed: 30/07/2022 12:54:33



## 500MRCI Summer Kart Meeting

Sorted on Laps

Superkarts

Kirkistown 500 MRCI 1.512 miles

Race 2 (R10)

25/07/2022 14:55

Race (8:00 and 1 Laps) started at 14:35:20

Pos	No.	Name	Make	Laps	Total Tm	Best Tm	Best Speed	In Lap	Avg. Speed
<b>125 Superkart</b>									
1	55	Ross Witherow	125 Superkart	9	9:58.992	<b>1:05.373</b>	83.261	4	81.783
2	69	Danny Hyland	125 Anderson TM	9	9:59.095	<b>1:04.776</b>	84.028	7	81.769
3	17	Scott Greenaway	125 Anderson TM	9	10:13.995	<b>1:06.620</b>	81.702	8	79.784
4	89	Keith Hemsley	125 Anderson TM	8	9:23.132	<b>1:07.854</b>	80.217	5	77.325
5	25	Noel Lindsay	125 Superkart TM	8	9:29.475	<b>1:09.200</b>	78.656	7	76.464
6	19	Philip Mills	125 Anderson DEA	8	9:40.295	<b>1:10.804</b>	76.874	2	75.038
<b>250 Superkart</b>									
1	53	Alan Crossen	250 Anderson VM	9	9:12.552	<b>1:00.667</b>	89.720	8	88.656
2	43	Brian Jones	250 Anderson PVP	9	9:14.841	<b>1:00.489</b>	89.984	7	88.290
3	83	Colin Menary	250 Anderson FPE	9	9:27.098	<b>1:00.872</b>	89.417	5	86.382
4	3	Liam Fox	250 Anderson FPE	9	9:33.384	<b>1:02.019</b>	87.764	8	85.435
5	12	Eoin Buckley	250 Anderson VM	9	9:45.884	<b>1:03.557</b>	85.640	7	83.612
6	IGP	Alan Witherow	250 Anderson PVP	9	9:56.086	<b>57.834</b>	94.115	8	82.181
<b>Not classified</b>									
DNF	60	Jonathan Adams	250 Anderson VM	1	1:06.913	<b>1:06.782</b>	81.504	1	81.345
DNF	72	Richard Dewart	250 Anderson VM	1	1:07.173	<b>1:06.957</b>	81.291	1	81.030

Margin of Victory	Avg. Speed	Best Lap Tm	Best Speed	Best Lap by
2.289	88.656	57.834	94.115	IGP - Alan Witherow

Results provisional until the conclusion of judicial and technical matters

Orbits

Chief Timekeeper: D.Bradfield

Clerk of the Course:

Live timing available at [timing.rhwright.co.uk](http://timing.rhwright.co.uk)

[www.mylaps.com](http://www.mylaps.com)

Licensed to: R.H.Wright Timing



## 500MRCI Summer Kart Meeting

Superkarts

Kirkistown 500 MRCI 1.512 miles

Race 2 (R10)

25/07/2022 14:55

Race (8:00 and 1 Laps) started at 14:35:20

Lap	Lap Tm	Diff	Time of Day
<b>(53) Alan Crossen</b>			
1	1:05.926	+5.259	14:36:25.999
2	1:00.960	+0.293	14:37:26.959
3	1:00.750	+0.083	14:38:27.709
4	1:00.825	+0.158	14:39:28.534
5	1:00.702	+0.035	14:40:29.236
6	1:00.771	+0.104	14:41:30.007
7	1:00.722	+0.055	14:42:30.729
8	1:00.667		14:43:31.396
9	1:01.224	+0.557	14:44:32.620
<b>(43) Brian Jones</b>			
1	1:07.193	+6.704	14:36:27.704
2	1:01.129	+0.640	14:37:28.833
3	1:01.009	+0.520	14:38:29.842
4	1:00.836	+0.347	14:39:30.678
5	1:01.269	+0.780	14:40:31.947
6	1:00.570	+0.081	14:41:32.517
7	1:00.489		14:42:33.006
8	1:00.720	+0.231	14:43:33.726
9	1:01.183	+0.694	14:44:34.909
<b>(83) Colin Menary</b>			
1	1:08.007	+7.135	14:36:28.075
2	1:05.937	+5.065	14:37:34.012
3	1:02.836	+1.964	14:38:36.848
4	1:00.997	+0.125	14:39:37.845
5	1:00.872		14:40:38.717
6	1:02.741	+1.869	14:41:41.458
7	1:02.722	+1.850	14:42:44.180
8	1:01.432	+0.560	14:43:45.612
9	1:01.554	+0.682	14:44:47.166
<b>(3) Liam Fox</b>			
1	1:08.047	+6.028	14:36:28.181
2	1:05.654	+3.635	14:37:33.835
3	1:04.013	+1.994	14:38:37.848
4	1:02.996	+0.977	14:39:40.844
5	1:02.826	+0.807	14:40:43.670
6	1:02.289	+0.270	14:41:45.959
7	1:02.149	+0.130	14:42:48.108
8	1:02.019		14:43:50.127
9	1:03.325	+1.306	14:44:53.452
<b>(12) Eoin Buckley</b>			
1	1:08.670	+5.113	14:36:29.351
2	1:06.621	+3.064	14:37:35.972
3	1:05.902	+2.345	14:38:41.874
4	1:04.722	+1.165	14:39:46.596
5	1:04.323	+0.766	14:40:50.919
6	1:04.222	+0.665	14:41:55.141
7	1:03.557		14:42:58.698
8	1:03.677	+0.120	14:44:02.375
9	1:03.577	+0.020	14:45:05.952
<b>(IGP) Alan Witherow</b>			
1	1:18.004	+20.170	14:37:19.011
2	1:04.304	+6.470	14:38:23.315
3	1:01.440	+3.606	14:39:24.755
4	59.471	+1.637	14:40:24.226
5	58.323	+0.489	14:41:22.549
6	57.966	+0.132	14:42:20.515
7	58.145	+0.311	14:43:18.660
8	57.834		14:44:16.494
9	59.660	+1.826	14:45:16.154
<b>(55) Ross Witherow</b>			
1	1:07.502	+2.129	14:36:30.342
2	1:06.797	+1.424	14:37:37.139
3	1:06.107	+0.734	14:38:43.246
4	1:05.373		14:39:48.619
5	1:05.947	+0.574	14:40:54.566
6	1:06.309	+0.936	14:42:00.875

Lap	Lap Tm	Diff	Time of Day
7	1:06.177	+0.804	14:43:07.052
8	1:06.183	+0.810	14:44:13.235
9	1:05.825	+0.452	14:45:19.060
<b>(69) Danny Hyland</b>			
1	1:11.012	+6.236	14:36:34.103
2	1:07.539	+2.763	14:37:41.642
3	1:06.144	+1.368	14:38:47.786
4	1:05.181	+0.405	14:39:52.967
5	1:04.886	+0.110	14:40:57.853
6	1:05.088	+0.312	14:42:02.941
7	1:04.776		14:43:07.717
8	1:05.747	+0.971	14:44:13.464
9	1:05.699	+0.923	14:45:19.163
<b>(17) Scott Greenaway</b>			
1	1:10.600	+3.980	14:36:33.570
2	1:09.657	+3.037	14:37:43.227
3	1:07.858	+1.238	14:38:51.085
4	1:07.792	+1.172	14:39:58.877
5	1:07.316	+0.696	14:41:06.193
6	1:07.030	+0.410	14:42:13.223
7	1:06.835	+0.215	14:43:20.058
8	1:06.620		14:44:26.678
9	1:07.385	+0.765	14:45:34.063
<b>(89) Keith Hemsley</b>			
1	1:10.821	+2.967	14:36:33.962
2	1:08.993	+1.139	14:37:42.955
3	1:08.746	+0.892	14:38:51.701
4	1:08.594	+0.740	14:40:00.295
5	1:07.854		14:41:08.149
6	1:07.988	+0.134	14:42:16.137
7	1:13.746	+5.892	14:43:29.883
8	1:13.317	+5.463	14:44:43.200
<b>(25) Noel Lindsay</b>			
1	1:12.712	+3.512	14:36:36.083
2	1:11.814	+2.614	14:37:47.897
3	1:11.049	+1.849	14:38:58.946
4	1:11.205	+2.005	14:40:10.151
5	1:10.742	+1.542	14:41:20.893
6	1:09.568	+0.368	14:42:30.461
7	1:09.200		14:43:39.661
8	1:09.882	+0.682	14:44:49.543
<b>(19) Philip Mills</b>			
1	1:12.302	+1.498	14:36:35.900
2	1:10.804		14:37:46.704
3	1:11.742	+0.938	14:38:58.446
4	1:11.205	+0.401	14:40:09.651
5	1:12.588	+1.784	14:41:22.239
6	1:12.247	+1.443	14:42:34.486
7	1:13.284	+2.480	14:43:47.770
8	1:12.593	+1.789	14:45:00.363
<b>(60) Jonathan Adams</b>			
1	1:06.782		14:36:26.981
<b>(72) Richard Dewart</b>			
1	1:06.957		14:36:27.241

Results provisional until the conclusion of judicial and technical matters

Orbits

Chief Timekeeper: D.Bradfield

Clerk of the Course:

Live timing available at [timing.rhwright.co.uk](http://timing.rhwright.co.uk)

[www.mylaps.com](http://www.mylaps.com)

Licensed to: R.H.Wright Timing



## 500MRCI Summer Kart Meeting

Superkarts

Kirkistown 500 MRCI 1.512 miles

Race 1 (R5)

25/07/2022 12:50

Race (8:00 and 1 Laps)

8	1	
	15	
7	89	19
	13	14
6	17	25
	11	12
5	42	69
	9	10
4	3	60
	7	8
3	43	12
	5	6
2	72	83
	3	4
1	IGP	53
	1	2

POLE POSITION

Results provisional until the conclusion of judicial and technical matters

Orbits

Chief Timekeeper: D.Bradfield

Clerk of the Course:

Live timing available at [timing.rhwright.co.uk](http://timing.rhwright.co.uk)

[www.mylaps.com](http://www.mylaps.com)

Licensed to: R.H.Wright Timing

Printed: 30/07/2022 10:45:06



## 500MRCI Summer Kart Meeting

Sorted on Laps

Superkarts

Kirkistown 500 MRCI 1.512 miles

Race 1 (R5)

25/07/2022 12:50

Race (8:00 and 1 Laps) started at 12:28:09

Pos	No.	Name	Make	Laps	Total Tm	Best Tm	Best Speed	In Lap	Avg. Speed
<b>125 Superkart</b>									
1	55	Ross Witherow	125 Superkart	10	10:36.019	<b>1:01.888</b>	87.950	4	85.580
2	69	Danny Hyland	125 Anderson TM	10	10:36.055	<b>1:01.971</b>	87.832	5	85.575
3	17	Scott Greenaway	125 Anderson TM	9	9:46.369	<b>1:03.103</b>	86.256	3	83.543
4	89	Keith Hemsley	125 Anderson TM	9	10:02.527	<b>1:05.288</b>	83.369	5	81.303
5	19	Philip Mills	125 Anderson DEA	9	10:37.741	<b>1:06.490</b>	81.862	2	76.814
<b>Not classified</b>									
DNF	25	Noel Lindsay	125 Superkart TM	1	1:08.080	<b>1:05.968</b>	82.510	1	79.950
<b>250 Superkart</b>									
1	IGP	Alan Witherow	250 Anderson PVP	10	9:36.681	<b>56.758</b>	95.899	4	94.385
2	53	Alan Crossen	250 Anderson VM	10	9:45.069	<b>56.338</b>	96.614	6	93.032
3	3	Liam Fox	250 Anderson FPE	10	9:47.807	<b>56.938</b>	95.596	6	92.599
4	60	Jonathan Adams	250 Anderson VM	10	10:15.311	<b>1:00.145</b>	90.498	2	88.460
5	43	Brian Jones	250 Anderson PVP	10	10:17.540	<b>57.419</b>	94.795	4	88.140
6	12	Eoin Buckley	250 Anderson VM	9	9:44.930	<b>1:03.631</b>	85.540	2	83.749
<b>Not classified</b>									
DNF	83	Colin Menary	250 Anderson FPE	4	5:43.887	<b>57.407</b>	94.815	2	63.312
DNF	72	Richard Dewart	250 Anderson VM	1	1:00.691	<b>1:00.300</b>	90.266	1	89.684

Margin of Victory	Avg. Speed	Best Lap Tm	Best Speed	Best Lap by
8.388	94.385	56.338	96.614	53 - Alan Crossen

Results provisional until the conclusion of judicial and technical matters

Orbits

Chief Timekeeper: D.Bradfield

Clerk of the Course:

Live timing available at [timing.rhwright.co.uk](http://timing.rhwright.co.uk)

[www.mylaps.com](http://www.mylaps.com)

Licensed to: R.H.Wright Timing



## 500MRCI Summer Kart Meeting

Superkarts

Kirkistown 500 MRCI 1.512 miles

Race 1 (R5)

25/07/2022 12:50

Race (8:00 and 1 Laps) started at 12:28:09

Lap	Lap Tm	Diff	Time of Day
<b>(IGP) Alan Witherow</b>			
1	59.178	+2.420	12:29:08.937
2	57.186	+0.428	12:30:06.123
3	57.416	+0.658	12:31:03.539
4	56.758		12:32:00.297
5	57.503	+0.745	12:32:57.800
6	56.931	+0.173	12:33:54.731
7	58.191	+1.433	12:34:52.922
8	57.235	+0.477	12:35:50.157
9	57.835	+1.077	12:36:47.992
10	58.448	+1.690	12:37:46.440
<b>(53) Alan Crossen</b>			
1	1:01.002	+4.664	12:29:11.395
2	56.999	+0.661	12:30:08.394
3	56.894	+0.556	12:31:05.288
4	56.537	+0.199	12:32:01.825
5	56.438	+0.100	12:32:58.263
6	56.338		12:33:54.601
7	58.380	+2.042	12:34:52.981
8	58.397	+2.059	12:35:51.378
9	59.912	+3.574	12:36:51.290
10	1:03.538	+7.200	12:37:54.828
<b>(3) Liam Fox</b>			
1	1:00.152	+3.214	12:29:10.848
2	57.305	+0.367	12:30:07.953
3	56.980	+0.042	12:31:04.933
4	57.581	+0.643	12:32:02.514
5	57.600	+0.662	12:33:00.114
6	56.938		12:33:57.052
7	59.299	+2.361	12:34:56.351
8	59.661	+2.723	12:35:56.012
9	1:00.751	+3.813	12:36:56.763
10	1:00.803	+3.865	12:37:57.566
<b>(60) Jonathan Adams</b>			
1	1:00.950	+0.805	12:29:11.503
2	1:00.145		12:30:11.648
3	1:00.401	+0.256	12:31:12.049
4	1:00.238	+0.093	12:32:12.287
5	1:00.448	+0.303	12:33:12.735
6	1:01.519	+1.374	12:34:14.254
7	1:02.372	+2.227	12:35:16.626
8	1:02.666	+2.521	12:36:19.292
9	1:03.299	+3.154	12:37:22.591
10	1:02.479	+2.334	12:38:25.070
<b>(43) Brian Jones</b>			
1	59.878	+2.459	12:29:10.159
2	57.488	+0.069	12:30:07.647
3	57.468	+0.049	12:31:05.115
4	57.419		12:32:02.534
5	57.623	+0.204	12:33:00.157
6	57.788	+0.369	12:33:57.945
7	58.322	+0.903	12:34:56.267
8	58.655	+1.236	12:35:54.922
9	1:00.244	+2.825	12:36:55.166
10	1:32.133	+34.714	12:38:27.299
<b>(55) Ross Witherow</b>			
1	1:04.706	+2.818	12:29:16.771
2	1:03.688	+1.800	12:30:20.459
3	1:03.009	+1.121	12:31:23.468
4	1:01.888		12:32:25.356
5	1:01.970	+0.082	12:33:27.326
6	1:01.955	+0.067	12:34:29.281
7	1:02.483	+0.595	12:35:31.764
8	1:03.935	+2.047	12:36:35.699
9	1:06.410	+4.522	12:37:42.109
10	1:03.669	+1.781	12:38:45.778
<b>(69) Danny Hyland</b>			

Lap	Lap Tm	Diff	Time of Day
1	1:04.892	+2.921	12:29:16.928
2	1:03.718	+1.747	12:30:20.646
3	1:03.253	+1.282	12:31:23.899
4	1:02.064	+0.093	12:32:25.963
5	1:01.971		12:33:27.934
6	1:02.667	+0.696	12:34:30.601
7	1:02.915	+0.944	12:35:33.516
8	1:03.975	+2.004	12:36:37.491
9	1:05.362	+3.391	12:37:42.853
10	1:02.961	+0.990	12:38:45.814
<b>(12) Eoin Buckley</b>			
1	1:05.410	+1.779	12:29:15.871
2	1:03.631		12:30:19.502
3	1:06.232	+2.601	12:31:25.734
4	1:05.501	+1.870	12:32:31.235
5	1:04.922	+1.291	12:33:36.157
6	1:03.960	+0.329	12:34:40.117
7	1:03.827	+0.196	12:35:43.944
8	1:04.443	+0.812	12:36:48.387
9	1:06.302	+2.671	12:37:54.689
<b>(17) Scott Greenaway</b>			
1	1:05.655	+2.552	12:29:17.489
2	1:03.921	+0.818	12:30:21.410
3	1:03.103		12:31:24.513
4	1:03.315	+0.212	12:32:27.828
5	1:03.328	+0.225	12:33:31.156
6	1:03.596	+0.493	12:34:34.752
7	1:06.142	+3.039	12:35:40.894
8	1:06.911	+3.808	12:36:47.805
9	1:08.323	+5.220	12:37:56.128
<b>(89) Keith Hemsley</b>			
1	1:07.294	+2.006	12:29:19.466
2	1:06.161	+0.873	12:30:25.627
3	1:05.452	+0.164	12:31:31.079
4	1:05.637	+0.349	12:32:36.716
5	1:05.288		12:33:42.004
6	1:06.309	+1.021	12:34:48.313
7	1:07.268	+1.980	12:35:55.581
8	1:07.895	+2.607	12:37:03.476
9	1:08.810	+3.522	12:38:12.286
<b>(19) Philip Mills</b>			
1	1:07.599	+1.109	12:29:20.018
2	1:06.490		12:30:26.508
3	1:09.534	+3.044	12:31:36.042
4	1:07.049	+0.559	12:32:43.091
5	1:08.012	+1.522	12:33:51.103
6	1:09.741	+3.251	12:35:00.844
7	1:14.135	+7.645	12:36:14.979
8	1:15.551	+9.061	12:37:30.530
9	1:16.970	+10.480	12:38:47.500
<b>(83) Colin Menary</b>			
1	59.449	+2.042	12:29:09.583
2	57.407		12:30:06.990
3	1:20.098	+22.691	12:31:27.088
4	2:26.558	+1:29.151	12:33:53.646
<b>(72) Richard Dewart</b>			
1	1:00.300		12:29:10.450
<b>(25) Noel Lindsay</b>			
1	1:05.968		12:29:17.839

Results provisional until the conclusion of judicial and technical matters

Orbits

Chief Timekeeper: D.Bradfield

Clerk of the Course:

Live timing available at [timing.rhwright.co.uk](http://timing.rhwright.co.uk)

[www.mylaps.com](http://www.mylaps.com)

Licensed to: R.H.Wright Timing