



# R.H.Wright Timing

## 500 MRCI Spring Race Meeting

Sorted on best lap time

Formula Ford 1600

Kirkistown 500 MRCI 1.512 miles

Qualifying (Q6)

27/05/2023 10:40

Qualifying started at 10:28:44

Pos	No.	Name	Make	Best Tm	Diff	In Lap	Best Speed	2nd Best	2nd Lap
1	28	David McCullough	Van Diemen RF00	<b>1:01.588</b>		9	88.378	1:01.718	10
2	18	Alan Davidson	Mondiale M89S	<b>1:01.844</b>	0.256	9	88.012	1:01.886	10
3	66	Trevor Delaney	Van Diemen RF02	<b>1:02.743</b>	1.155	9	86.751	1:03.337	4
4	90	Henry Campbell	Reynard FF89	<b>1:04.309</b>	2.721	4	84.639	1:04.809	7

Results provisional until the conclusion of judicial and technical matters

Orbits

Chief Timekeeper: D.Bradfield

Clerk of the Course: Chris Edwards

Live timing available at [timing.rhwright.co.uk](http://timing.rhwright.co.uk)

[www.mylaps.com](http://www.mylaps.com)

Licensed to: R.H.Wright Timing

Printed: 28/05/2023 11:50:54



## 500 MRCI Spring Race Meeting


Formula Ford 1600

Kirkistown 500 MRCI 1.512 miles

Qualifying (Q6)

27/05/2023 10:40

Qualifying started at 10:28:44



Lap	Lap Tm	Diff	Time of Day
<b>(28) David McCullough</b>			
1	1:08.046	+6.458	10:29:56.795
2	1:02.340	+0.752	10:30:59.135
3	1:02.577	+0.989	10:32:01.712
4	1:02.112	+0.524	10:33:03.824
5	1:02.706	+1.118	10:34:06.530
6	1:01.720	+0.132	10:35:08.250
7	1:01.820	+0.232	10:36:10.070
8	1:01.722	+0.134	10:37:11.792
9	1:01.588		10:38:13.380
10	1:01.718	+0.130	10:39:15.098

Lap	Lap Tm	Diff	Time of Day
<b>(18) Alan Davidson</b>			
1	1:08.518	+6.674	10:29:54.332
2	1:02.798	+0.954	10:30:57.130
3	1:02.357	+0.513	10:31:59.487
4	1:02.449	+0.605	10:33:01.936
5	1:21.062	+19.218	10:34:22.998
6	1:05.072	+3.228	10:35:28.070
7	1:01.978	+0.134	10:36:30.048
8	1:05.140	+3.296	10:37:35.188
9	1:01.844		10:38:37.032
10	1:01.886	+0.042	10:39:38.918

Lap	Lap Tm	Diff	Time of Day
<b>(66) Trevor Delaney</b>			
1	1:11.537	+8.794	10:30:04.822
2	1:04.281	+1.538	10:31:08.903
3	1:03.837	+1.094	10:32:12.740
4	1:03.337	+0.594	10:33:16.077
5	1:03.338	+0.595	10:34:19.415
6	1:07.407	+4.664	10:35:26.822
7	1:03.571	+0.828	10:36:30.393
8	1:03.418	+0.675	10:37:33.811
9	1:02.743		10:38:36.554
10	1:05.695	+2.952	10:39:42.249

Lap	Lap Tm	Diff	Time of Day
<b>(90) Henry Campbell</b>			
1	1:11.502	+7.193	10:30:03.384
2	1:05.997	+1.688	10:31:09.381
3	1:04.955	+0.646	10:32:14.336
4	1:04.309		10:33:18.645
5	1:05.336	+1.027	10:34:23.981
6	1:05.573	+1.264	10:35:29.554
7	1:04.809	+0.500	10:36:34.363
8	1:05.033	+0.724	10:37:39.396
9	1:05.526	+1.217	10:38:44.922

Lap Lap Tm Diff Time of Day

Lap Lap Tm Diff Time of Day

Results provisional until the conclusion of judicial and technical matters

Orbits

Chief Timekeeper: D.Bradfield

Clerk of the Course: Chris Edwards

Live timing available at [timing.rhwright.co.uk](http://timing.rhwright.co.uk)

[www.mylaps.com](http://www.mylaps.com)

Licensed to: R.H.Wright Timing

Printed: 28/05/2023 11:36:59



# R.H.Wright Timing

## 500 MRCI Spring Race Meeting


Formula Ford 1600

Kirkistown 500 MRCI 1.512 miles

Race 1 (R8)

27/05/2023 14:15

Race (12:00 and 1 Laps)



2

66

3

28

1

POLE POSITION

90

4

18

2



Results provisional until the conclusion of judicial and technical matters

Orbits

Chief Timekeeper: D.Bradfield

Clerk of the Course: Chris Edwards

Live timing available at [timing.rhwright.co.uk](http://timing.rhwright.co.uk)

[www.mylaps.com](http://www.mylaps.com)

Licensed to: R.H.Wright Timing

Printed: 27/05/2023 10:41:03



# R.H.Wright Timing

## 500 MRCI Spring Race Meeting

Sorted on Laps

Formula Ford 1600

Kirkistown 500 MRCI 1.512 miles

Race 1 (R8)

27/05/2023 14:15

Race (12:00 and 1 Laps) started at 14:16:42

Pos	No.	Name	Make	Laps	Total Tm	Best Tm	Best Speed	In Lap	Avg. Speed
1	28	David McCullough	Van Diemen RF00	13	13:31.885	1:01.645	88.296	6	87.154
2	18	Alan Davidson	Mondiale M89S	13	13:34.684	1:01.801	88.073	4	86.855
3	66	Trevor Delaney	Van Diemen RF02	13	13:51.029	1:02.792	86.683	8	85.147
4	90	Henry Campbell	Reynard FF89	13	14:10.435	1:04.455	84.447	13	83.204

Margin of Victory

Avg. Speed

Best Lap Tm

Best Speed

Best Lap by

2.799

87.154

1:01.645

88.296

28 - David McCullough

Results provisional until the conclusion of judicial and technical matters

Orbits

Chief Timekeeper: D.Bradfield

Clerk of the Course: Chris Edwards

Live timing available at [timing.rhwright.co.uk](http://timing.rhwright.co.uk)

[www.mylaps.com](http://www.mylaps.com)

Licensed to: R.H.Wright Timing

Printed: 27/05/2023 14:32:46



## 500 MRCI Spring Race Meeting


Formula Ford 1600

Kirkistown 500 MRCI 1.512 miles

Race 1 (R8)

27/05/2023 14:15

Race (12:00 and 1 Laps) started at 14:16:42



Lap	Lap Tm	Diff	Time of Day	Lap	Lap Tm	Diff	Time of Day	Lap	Lap Tm	Diff	Time of Day
<b>(28) David McCullough</b>											
1	1:07.107	+5.462	14:17:51.700								
2	1:02.094	+0.449	14:18:53.794								
3	1:01.841	+0.196	14:19:55.635								
4	1:01.766	+0.121	14:20:57.401								
5	1:01.660	+0.015	14:21:59.061								
6	1:01.645		14:23:00.706								
7	1:01.667	+0.022	14:24:02.373								
8	1:01.726	+0.081	14:25:04.099								
9	1:01.860	+0.215	14:26:05.959								
10	1:02.302	+0.657	14:27:08.261								
11	1:02.014	+0.369	14:28:10.275								
12	1:02.024	+0.379	14:29:12.299								
13	1:02.278	+0.633	14:30:14.577								
<b>(18) Alan Davidson</b>											
1	1:07.539	+5.738	14:17:52.098								
2	1:01.948	+0.147	14:18:54.046								
3	1:01.849	+0.048	14:19:55.895								
4	1:01.801		14:20:57.696								
5	1:01.877	+0.076	14:21:59.573								
6	1:01.987	+0.186	14:23:01.560								
7	1:02.223	+0.422	14:24:03.783								
8	1:02.095	+0.294	14:25:05.878								
9	1:02.121	+0.320	14:26:07.999								
10	1:02.860	+1.059	14:27:10.859								
11	1:02.417	+0.616	14:28:13.276								
12	1:02.091	+0.290	14:29:15.367								
13	1:02.009	+0.208	14:30:17.376								
<b>(66) Trevor Delaney</b>											
1	1:08.172	+5.380	14:17:53.456								
2	1:03.786	+0.994	14:18:57.242								
3	1:04.289	+1.497	14:20:01.531								
4	1:03.446	+0.654	14:21:04.977								
5	1:03.417	+0.625	14:22:08.394								
6	1:03.368	+0.576	14:23:11.762								
7	1:02.994	+0.202	14:24:14.756								
8	1:02.792		14:25:17.548								
9	1:03.215	+0.423	14:26:20.763								
10	1:02.884	+0.092	14:27:23.647								
11	1:03.036	+0.244	14:28:26.683								
12	1:03.281	+0.489	14:29:29.964								
13	1:03.757	+0.965	14:30:33.721								
<b>(90) Henry Campbell</b>											
1	1:09.179	+4.724	14:17:55.157								
2	1:05.318	+0.863	14:19:00.475								
3	1:05.374	+0.919	14:20:05.849								
4	1:05.217	+0.762	14:21:11.066								
5	1:04.941	+0.486	14:22:16.007								
6	1:04.699	+0.244	14:23:20.706								
7	1:04.859	+0.404	14:24:25.565								
8	1:04.739	+0.284	14:25:30.304								
9	1:04.831	+0.376	14:26:35.135								
10	1:04.489	+0.034	14:27:39.624								
11	1:04.498	+0.043	14:28:44.122								
12	1:04.550	+0.095	14:29:48.672								
13	1:04.455		14:30:53.127								

Results provisional until the conclusion of judicial and technical matters

Orbits

Chief Timekeeper: D.Bradfield

Clerk of the Course: Chris Edwards

Live timing available at [timing.rhwright.co.uk](http://timing.rhwright.co.uk)

[www.mylaps.com](http://www.mylaps.com)

Licensed to: R.H.Wright Timing





# R.H.Wright Timing

## 500 MRCI Spring Race Meeting


Formula Ford 1600

Kirkistown 500 MRCI 1.512 miles

Race 2 (R15)

27/05/2023 17:20

Race (12:00 and 1 Laps)



2

66

90

3

4

1

28

18

1

2

POLE POSITION



Results provisional until the conclusion of judicial and technical matters

Orbits

Chief Timekeeper: D.Bradfield

Clerk of the Course: Chris Edwards

Live timing available at [timing.rhwright.co.uk](http://timing.rhwright.co.uk)

[www.mylaps.com](http://www.mylaps.com)

Printed: 27/05/2023 10:43:23

Licensed to: R.H.Wright Timing



# R.H.Wright Timing

## 500 MRCI Spring Race Meeting

Sorted on Laps

Formula Ford 1600

Kirkistown 500 MRCI 1.512 miles

Race 2 (R15)

27/05/2023 17:20

Race (12:00 and 1 Laps) started at 16:54:56

Pos	No.	Name	Make	Laps	Total Tm	Best Tm	Best Speed	In Lap	Avg. Speed
1	28	David McCullough	Van Diemen RF00	13	13:38.487	1:01.509	88.491	6	86.451
2	66	Trevor Delaney	Van Diemen RF02	13	13:47.941	1:02.637	86.898	5	85.464
3	18	Alan Davidson	Mondiale M89S	13	14:05.750	1:02.085	87.670	7	83.665
4	90	Henry Campbell	Reynard FF89	13	14:12.778	1:04.188	84.798	11	82.975

Margin of Victory

Avg. Speed

Best Lap Tm

Best Speed

Best Lap by

9.454

86.451

1:01.509

88.491

28 - David McCullough

Results provisional until the conclusion of judicial and technical matters

Orbits

Chief Timekeeper: D.Bradfield

Clerk of the Course: Chris Edwards

Live timing available at [timing.rhwright.co.uk](http://timing.rhwright.co.uk)

[www.mylaps.com](http://www.mylaps.com)

Licensed to: R.H.Wright Timing

Printed: 27/05/2023 17:09:36



## 500 MRCI Spring Race Meeting

Formula Ford 1600

Kirkistown 500 MRCI 1.512 miles

Race 2 (R15)

27/05/2023 17:20

Race (12:00 and 1 Laps) started at 16:54:56

Lap	Lap Tm	Diff	Time of Day	Lap	Lap Tm	Diff	Time of Day	Lap	Lap Tm	Diff	Time of Day
<b>(28) David McCullough</b>											
1	1:07.151	+5.642	16:56:05.869								
2	1:02.249	+0.740	16:57:08.118								
3	1:01.546	+0.037	16:58:09.664								
4	1:01.574	+0.065	16:59:11.238								
5	1:01.652	+0.143	17:00:12.890								
6	1:01.509		17:01:14.399								
7	1:01.602	+0.093	17:02:16.001								
8	1:01.896	+0.387	17:03:17.897								
9	1:02.272	+0.763	17:04:20.169								
10	1:04.247	+2.738	17:05:24.416								
11	1:03.843	+2.334	17:06:28.259								
12	1:03.012	+1.503	17:07:31.271								
13	1:04.024	+2.515	17:08:35.295								
<b>(66) Trevor Delaney</b>											
1	1:07.355	+4.718	16:56:06.787								
2	1:02.874	+0.237	16:57:09.661								
3	1:03.202	+0.565	16:58:12.863								
4	1:02.897	+0.260	16:59:15.760								
5	1:02.637		17:00:18.397								
6	1:02.644	+0.007	17:01:21.041								
7	1:02.719	+0.082	17:02:23.760								
8	1:03.244	+0.607	17:03:27.004								
9	1:03.202	+0.565	17:04:30.206								
10	1:02.931	+0.294	17:05:33.137								
11	1:03.446	+0.809	17:06:36.583								
12	1:02.910	+0.273	17:07:39.493								
13	1:05.256	+2.619	17:08:44.749								
<b>(18) Alan Davidson</b>											
1	1:07.339	+5.254	16:56:05.989								
2	1:02.443	+0.358	16:57:08.432								
3	1:02.739	+0.654	16:58:11.171								
4	1:02.395	+0.310	16:59:13.566								
5	1:02.170	+0.085	17:00:15.736								
6	1:02.209	+0.124	17:01:17.945								
7	1:02.085		17:02:20.030								
8	1:09.863	+7.778	17:03:29.893								
9	1:04.561	+2.476	17:04:34.454								
10	1:08.581	+6.496	17:05:43.035								
11	1:05.281	+3.196	17:06:48.316								
12	1:05.144	+3.059	17:07:53.460								
13	1:09.098	+7.013	17:09:02.558								
<b>(90) Henry Campbell</b>											
1	1:08.673	+4.485	16:56:08.516								
2	1:04.791	+0.603	16:57:13.307								
3	1:04.516	+0.328	16:58:17.823								
4	1:04.528	+0.340	16:59:22.351								
5	1:04.597	+0.409	17:00:26.948								
6	1:04.438	+0.250	17:01:31.386								
7	1:04.440	+0.252	17:02:35.826								
8	1:04.586	+0.398	17:03:40.412								
9	1:04.469	+0.281	17:04:44.881								
10	1:04.401	+0.213	17:05:49.282								
11	1:04.188		17:06:53.470								
12	1:06.312	+2.124	17:07:59.782								
13	1:09.804	+5.616	17:09:09.586								

Results provisional until the conclusion of judicial and technical matters

Orbits

Chief Timekeeper: D.Bradfield

Clerk of the Course: Chris Edwards

Live timing available at [timing.rhwright.co.uk](http://timing.rhwright.co.uk)

[www.mylaps.com](http://www.mylaps.com)

Licensed to: R.H.Wright Timing

Printed: 28/05/2023 11:37:38





## 500 MRCI Spring Race Meeting

Legends

Kirkistown 500 MRCI 1.512 miles

Race 1 (R2)


27/05/2023 11:30

Race (8 Laps)

7	22
	13
6	55
	11
5	50
	9
4	99
	7
3	88
	5
2	63
	3
1	13
	1

POLE POSITION

77
12
4
10
46
8
44
6
18
4
12
2



Results provisional until the conclusion of judicial and technical matters

Orbits

Chief Timekeeper: D.Bradfield

Clerk of the Course: Chris Edwards

Live timing available at [timing.rhwright.co.uk](http://timing.rhwright.co.uk)

[www.mylaps.com](http://www.mylaps.com)

Licensed to: R.H.Wright Timing



## 500 MRCI Spring Race Meeting

Sorted on Laps

Legends

Kirkistown 500 MRCI 1.512 miles

Race 1 (R2)

27/05/2023 11:30

Race (8 Laps) started at 11:11:55

Pos	No.	Name	Make	Laps	Total Tm	Best Tm	Best Speed	In Lap	Avg. Speed
1	88	Peter Barrable	1.2 Legend	8	9:11.567	<b>1:07.805</b>	80.275	3	78.946
2	50	David Yamamoto	1.2 Legend	8	9:17.094	<b>1:08.706</b>	79.222	5	78.163
3	63	Derrek Hogan	1.2 Legend	8	9:17.938	<b>1:08.909</b>	78.989	6	78.045
4	77	Willie Lawrence	1.2 Legend	8	9:24.066	<b>1:09.295</b>	78.549	6	77.197
5	4	Seamus Ryan	1.2 Legend	8	9:24.481	<b>1:08.888</b>	79.013	3	77.140
6	18	Richard Spence	1.2 Legend	8	9:25.916	<b>1:09.260</b>	78.588	7	76.945
7	13	Lee Malone	1.2 Legend	8	9:25.942	<b>1:09.161</b>	78.701	8	76.941
8	46	Declan Burke	1.2 Legend	8	9:31.086	<b>1:10.387</b>	77.330	7	76.248
9	22	Keith Rabbitt	1.2 Legend	8	9:32.308	<b>1:10.269</b>	77.460	3	76.085
10	44	Anthony Malone	1.2 Legend	8	9:35.545	<b>1:08.978</b>	78.910	6	75.657
11	12	Ciaran Bergin	1.2 Legend	8	9:52.643	<b>1:12.604</b>	74.969	5	73.475
<b>Not classified</b>									
DNF	99	Scott Jackson	1.2 Legend	7	8:13.327	<b>1:08.441</b>	79.529	3	77.233
DNF	55	Owen Lawlor	1.2 Legend	2	2:23.224	<b>1:08.656</b>	79.280	2	76.007

Margin of Victory

Avg. Speed

Best Lap Tm

Best Speed

Best Lap by

5.527

78.946

1:07.805

80.275

88 - Peter Barrable

Results provisional until the conclusion of judicial and technical matters

Orbits

Chief Timekeeper: D.Bradfield

Clerk of the Course: Chris Edwards

Live timing available at [timing.rhwright.co.uk](http://timing.rhwright.co.uk)

[www.mylaps.com](http://www.mylaps.com)

Printed: 27/05/2023 11:22:16

Licensed to: R.H.Wright Timing



## 500 MRCI Spring Race Meeting

### Legends

Kirkistown 500 MRCI 1.512 miles

Race 1 (R2)

27/05/2023 11:30

Race (8 Laps) started at 11:11:55

Lap	Lap Tm	Diff	Time of Day
<b>(88) Peter Barrable</b>			
1	1:12.036	+4.231	11:13:07.520
2	1:07.823	+0.018	11:14:15.343
3	1:07.805		11:15:23.148
4	1:08.287	+0.482	11:16:31.435
5	1:08.856	+1.051	11:17:40.291
6	1:08.610	+0.805	11:18:48.901
7	1:08.709	+0.904	11:19:57.610
8	1:09.032	+1.227	11:21:06.642
<b>(50) David Yamamoto</b>			
1	1:12.646	+3.940	11:13:08.818
2	1:08.867	+0.161	11:14:17.685
3	1:08.963	+0.257	11:15:26.648
4	1:08.916	+0.210	11:16:35.564
5	1:08.706		11:17:44.270
6	1:08.755	+0.049	11:18:53.025
7	1:09.585	+0.879	11:20:02.610
8	1:09.559	+0.853	11:21:12.169
<b>(63) Derrek Hogan</b>			
1	1:12.218	+3.309	11:13:07.471
2	1:09.783	+0.874	11:14:17.254
3	1:09.212	+0.303	11:15:26.466
4	1:09.844	+0.935	11:16:36.310
5	1:09.019	+0.110	11:17:45.329
6	1:08.909		11:18:54.238
7	1:09.159	+0.250	11:20:03.397
8	1:09.616	+0.707	11:21:13.013
<b>(77) Willie Lawrence</b>			
1	1:14.501	+5.206	11:13:11.073
2	1:09.692	+0.397	11:14:20.765
3	1:09.735	+0.440	11:15:30.500
4	1:10.153	+0.858	11:16:40.653
5	1:10.224	+0.929	11:17:50.877
6	1:09.295		11:19:00.172
7	1:09.516	+0.221	11:20:09.688
8	1:09.453	+0.158	11:21:19.141
<b>(4) Seamus Ryan</b>			
1	1:15.383	+6.495	11:13:11.769
2	1:10.657	+1.769	11:14:22.426
3	1:08.888		11:15:31.314
4	1:10.692	+1.804	11:16:42.006
5	1:09.943	+1.055	11:17:51.949
6	1:09.408	+0.520	11:19:01.357
7	1:08.985	+0.097	11:20:10.342
8	1:09.214	+0.326	11:21:19.556
<b>(18) Richard Spence</b>			
1	1:14.416	+5.156	11:13:09.685
2	1:11.041	+1.781	11:14:20.726
3	1:09.723	+0.463	11:15:30.449
4	1:10.233	+0.973	11:16:40.682
5	1:11.112	+1.852	11:17:51.794
6	1:09.474	+0.214	11:19:01.268
7	1:09.260		11:20:10.528
8	1:10.463	+1.203	11:21:20.991
<b>(13) Lee Malone</b>			
1	1:14.359	+5.198	11:13:09.434
2	1:10.835	+1.674	11:14:20.269
3	1:10.211	+1.050	11:15:30.480
4	1:11.378	+2.217	11:16:41.858
5	1:10.156	+0.995	11:17:52.014
6	1:09.981	+0.820	11:19:01.995
7	1:09.861	+0.700	11:20:11.856
8	1:09.161		11:21:21.017
<b>(46) Declan Burke</b>			
1	1:15.061	+4.674	11:13:11.210
2	1:10.434	+0.047	11:14:21.644

Lap	Lap Tm	Diff	Time of Day
3	1:10.407	+0.020	11:15:32.051
4	1:10.412	+0.025	11:16:42.463
5	1:10.890	+0.503	11:17:53.353
6	1:10.753	+0.366	11:19:04.106
7	1:10.387		11:20:14.493
8	1:11.668	+1.281	11:21:26.161
<b>(22) Keith Rabbitt</b>			
1	1:14.886	+4.617	11:13:11.574
2	1:10.573	+0.304	11:14:22.147
3	1:10.269		11:15:32.416
4	1:10.586	+0.317	11:16:43.002
5	1:11.174	+0.905	11:17:54.176
6	1:11.483	+1.214	11:19:05.659
7	1:10.948	+0.679	11:20:16.607
8	1:10.776	+0.507	11:21:27.383
<b>(44) Anthony Malone</b>			
1	1:14.425	+5.447	11:13:10.325
2	1:12.466	+3.488	11:14:22.791
3	1:09.762	+0.784	11:15:32.553
4	1:09.978	+1.000	11:16:42.531
5	1:10.858	+1.880	11:17:53.389
6	1:08.978		11:19:02.367
7	1:17.831	+8.853	11:20:20.198
8	1:10.422	+1.444	11:21:30.620
<b>(12) Ciaran Bergin</b>			
1	1:17.445	+4.841	11:13:15.656
2	1:12.677	+0.073	11:14:28.333
3	1:13.091	+0.487	11:15:41.424
4	1:12.876	+0.272	11:16:54.300
5	1:12.604		11:18:06.904
6	1:14.214	+1.610	11:19:21.118
7	1:12.961	+0.357	11:20:34.079
8	1:13.639	+1.035	11:21:47.718
<b>(99) Scott Jackson</b>			
1	1:12.554	+4.113	11:13:08.452
2	1:08.702	+0.261	11:14:17.154
3	1:08.441		11:15:25.595
4	1:08.814	+0.373	11:16:34.409
5	1:09.425	+0.984	11:17:43.834
6	1:09.198	+0.757	11:18:53.032
7	1:15.370	+6.929	11:20:08.402
<b>(55) Owen Lawlor</b>			
1	1:13.243	+4.587	11:13:09.643
2	1:08.656		11:14:18.299

Lap	Lap Tm	Diff	Time of Day
-----	--------	------	-------------

Results provisional until the conclusion of judicial and technical matters

Orbits

Chief Timekeeper: D.Bradfield

Clerk of the Course: Chris Edwards

Live timing available at [timing.rhwright.co.uk](http://timing.rhwright.co.uk)

[www.mylaps.com](http://www.mylaps.com)

Licensed to: R.H.Wright Timing





# R.H.Wright Timing

## 500 MRCI Spring Race Meeting

Legends

Kirkistown 500 MRCI 1.512 miles

Race 2 (R7)

27/05/2023 13:45

Race (8 Laps)

7	22	
	13	
6	12	13
	11	12
5	18	63
	9	10
4	44	88
	7	8
3	46	99
	5	6
2	4	50
	3	4
1	77	55
	1	2

POLE POSITION

Results provisional until the conclusion of judicial and technical matters

Orbits

Chief Timekeeper: D.Bradfield

Clerk of the Course: Chris Edwards

Live timing available at [timing.rhwright.co.uk](http://timing.rhwright.co.uk)

[www.mylaps.com](http://www.mylaps.com)

Printed: 27/05/2023 09:33:47

Licensed to: R.H.Wright Timing



## 500 MRCI Spring Race Meeting

Sorted on Laps

### Legends

Kirkistown 500 MRCI 1.512 miles

Race 2 (R7)

27/05/2023 13:45

Race (7 Laps) started at 13:55:51

Pos	No.	Name	Make	Laps	Total Tm	Best Tm	Best Speed	In Lap	Avg. Speed
1	88	Peter Barrable	1.2 Legend	7	8:04.546	<b>1:07.796</b>	80.285	4	78.633
2	77	Willie Lawrence	1.2 Legend	7	8:08.574	<b>1:09.194</b>	78.663	5	77.984
3	99	Scott Jackson	1.2 Legend	7	8:09.082	<b>1:08.872</b>	79.031	4	77.903
4	4	Seamus Ryan	1.2 Legend	7	8:09.374	<b>1:08.467</b>	79.498	5	77.857
5	46	Declan Burke	1.2 Legend	7	8:10.038	<b>1:08.946</b>	78.946	5	77.751
6	18	Richard Spence	1.2 Legend	7	8:14.429	<b>1:09.438</b>	78.387	2	77.061
7	13	Lee Malone	1.2 Legend	7	8:14.557	<b>1:08.919</b>	78.977	3	77.041
8	55	Owen Lawlor	1.2 Legend	7	8:34.356	<b>1:10.393</b>	77.323	3	74.075
9	12	Ciaran Bergin	1.2 Legend	7	8:36.492	<b>1:12.536</b>	75.039	7	73.769
<b>Not classified</b>									
DNF	50	David Yamamoto	1.2 Legend	6	6:59.471	<b>1:08.346</b>	79.639	4	77.855
DNS	44	Anthony Malone	1.2 Legend				-	0	-
DNS	63	Derrek Hogan	1.2 Legend				-	0	-
DNS	22	Keith Rabbitt	1.2 Legend				-	0	-

### Announcements

Race red flagged on lap 1. Race restarted over 7 laps

Margin of Victory	Avg. Speed	Best Lap Tm	Best Speed	Best Lap by
4.028	78.633	1:07.796	80.285	88 - Peter Barrable

Results provisional until the conclusion of judicial and technical matters

Orbits

Chief Timekeeper: D.Bradfield

Clerk of the Course: Chris Edwards

Live timing available at [timing.rhwright.co.uk](http://timing.rhwright.co.uk)

[www.mylaps.com](http://www.mylaps.com)

Licensed to: R.H.Wright Timing

Printed: 27/05/2023 14:05:09



## 500 MRCI Spring Race Meeting

### Legends

Kirkistown 500 MRCI 1.512 miles


### Race 2 (R7)

27/05/2023 13:45

### Race (7 Laps) started at 13:55:51

Lap	Lap Tm	Diff	Time of Day
<b>(88) Peter Barrable</b>			
1	1:11.748	+3.952	13:57:04.512
2	1:09.476	+1.680	13:58:13.988
3	1:08.690	+0.894	13:59:22.678
4	1:07.796		14:00:30.474
5	1:07.945	+0.149	14:01:38.419
6	1:08.911	+1.115	14:02:47.330
7	1:09.140	+1.344	14:03:56.470
<b>(77) Willie Lawrence</b>			
1	1:11.571	+2.377	13:57:03.577
2	1:10.100	+0.906	13:58:13.677
3	1:09.282	+0.088	13:59:22.959
4	1:09.213	+0.019	14:00:32.172
5	1:09.194		14:01:41.366
6	1:09.573	+0.379	14:02:50.939
7	1:09.569	+0.365	14:04:00.498
<b>(99) Scott Jackson</b>			
1	1:11.680	+2.808	13:57:04.215
2	1:09.899	+1.027	13:58:14.114
3	1:09.617	+0.745	13:59:23.731
4	1:08.872		14:00:32.603
5	1:09.291	+0.419	14:01:41.894
6	1:09.618	+0.746	14:02:51.512
7	1:09.494	+0.622	14:04:01.006
<b>(4) Seamus Ryan</b>			
1	1:13.055	+4.588	13:57:05.397
2	1:09.603	+1.136	13:58:15.000
3	1:09.517	+1.050	13:59:24.517
4	1:09.759	+1.292	14:00:34.276
5	1:08.467		14:01:42.743
6	1:09.061	+0.594	14:02:51.804
7	1:09.494	+1.027	14:04:01.298
<b>(46) Declan Burke</b>			
1	1:13.511	+4.565	13:57:06.045
2	1:09.433	+0.487	13:58:15.478
3	1:09.089	+0.143	13:59:24.567
4	1:09.811	+0.865	14:00:34.378
5	1:08.946		14:01:43.324
6	1:09.099	+0.153	14:02:52.423
7	1:09.539	+0.593	14:04:01.962
<b>(18) Richard Spence</b>			
1	1:14.041	+4.603	13:57:06.831
2	1:09.438		13:58:16.269
3	1:09.785	+0.347	13:59:26.054
4	1:10.579	+1.141	14:00:36.633
5	1:10.375	+0.937	14:01:47.008
6	1:09.616	+0.178	14:02:56.624
7	1:09.729	+0.291	14:04:06.353
<b>(13) Lee Malone</b>			
1	1:13.799	+4.880	13:57:07.029
2	1:10.325	+1.406	13:58:17.354
3	1:08.919		13:59:26.273
4	1:10.413	+1.494	14:00:36.686
5	1:11.084	+2.165	14:01:47.770
6	1:08.948	+0.029	14:02:56.718
7	1:09.763	+0.844	14:04:06.481
<b>(55) Owen Lawlor</b>			
1	1:12.372	+1.979	13:57:04.296
2	1:22.036	+11.643	13:58:26.332
3	1:10.393		13:59:36.725
4	1:10.579	+0.186	14:00:47.304
5	1:12.904	+2.511	14:02:00.208
6	1:11.930	+1.537	14:03:12.138
7	1:14.142	+3.749	14:04:26.280
<b>(12) Ciaran Bergin</b>			

Lap	Lap Tm	Diff	Time of Day
1	1:15.183	+2.647	13:57:08.355
2	1:12.603	+0.067	13:58:20.958
3	1:13.311	+0.775	13:59:34.269
4	1:12.961	+0.425	14:00:47.230
5	1:12.688	+0.152	14:01:59.918
6	1:15.962	+3.426	14:03:15.880
7	1:12.536		14:04:28.416
<b>(50) David Yamamoto</b>			
1	1:12.421	+4.075	13:57:04.689
2	1:10.023	+1.677	13:58:14.712
3	1:09.618	+1.272	13:59:24.330
4	1:08.346		14:00:32.676
5	1:08.936	+0.590	14:01:41.612
6	1:09.783	+1.437	14:02:51.395



Results provisional until the conclusion of judicial and technical matters

Orbits

Chief Timekeeper: D.Bradfield

Clerk of the Course: Chris Edwards

Live timing available at [timing.rhwright.co.uk](http://timing.rhwright.co.uk)

[www.mylaps.com](http://www.mylaps.com)

Printed: 28/05/2023 11:38:00

Licensed to: R.H.Wright Timing





## 500 MRCI Spring Race Meeting

Legends

Kirkistown 500 MRCI 1.512 miles

Race 3 (R11)


27/05/2023 15:35

Race (10 Laps)

7	22
	13
6	77
	11
5	18
	9
4	13
	7
3	50
	5
2	63
	3
1	44
	1

88
12
4
10
46
8
12
6
99
4
55
2

POLE POSITION



Results provisional until the conclusion of judicial and technical matters

Orbits

Chief Timekeeper: D.Bradfield

Clerk of the Course: Chris Edwards

Live timing available at [timing.rhwright.co.uk](http://timing.rhwright.co.uk)

[www.mylaps.com](http://www.mylaps.com)

Licensed to: R.H.Wright Timing

Printed: 27/05/2023 14:32:17



# R.H.Wright Timing

## 500 MRCI Spring Race Meeting

Sorted on Laps

### Legends

Kirkistown 500 MRCI 1.512 miles

Race 3 (R11)

27/05/2023 15:35

Race (10 Laps) started at 15:20:26

Pos	No.	Name	Make	Laps	Total Tm	Best Tm	Best Speed	In Lap	Avg. Speed
1	88	Peter Barrable	1.2 Legend	10	11:30.183	1:07.582	80.539	4	78.863
2	99	Scott Jackson	1.2 Legend	10	11:33.525	1:08.620	79.321	5	78.483
3	50	David Yamamoto	1.2 Legend	10	11:34.380	1:08.915	78.982	3	78.387
4	46	Declan Burke	1.2 Legend	10	11:37.080	1:08.674	79.259	3	78.083
5	55	Owen Lawlor	1.2 Legend	10	11:42.371	1:08.473	79.491	5	77.495
6	18	Richard Spence	1.2 Legend	10	11:42.398	1:08.698	79.231	3	77.492
7	13	Lee Malone	1.2 Legend	10	11:43.855	1:08.857	79.048	5	77.332
8	77	Willie Lawrence	1.2 Legend	10	11:48.542	1:09.317	78.524	8	76.820
9	4	Seamus Ryan	1.2 Legend	10	11:51.740	1:08.274	79.723	6	76.475
10	22	Keith Rabbitt	1.2 Legend	10	12:04.273	1:10.026	77.729	6	75.151
11	12	Ciaran Bergin	1.2 Legend	10	12:13.056	1:10.806	76.872	3	74.251

### Not classified

DNS	44	Anthony Malone	1.2 Legend				-	0	-
DNS	63	Derrek Hogan	1.2 Legend				-	0	-

Margin of Victory	Avg. Speed	Best Lap Tm	Best Speed	Best Lap by
3.342	78.863	1:07.582	80.539	88 - Peter Barrable

Results provisional until the conclusion of judicial and technical matters

Orbits

Chief Timekeeper: D.Bradfield

Clerk of the Course: Chris Edwards

Live timing available at [timing.rhwright.co.uk](http://timing.rhwright.co.uk)

[www.mylaps.com](http://www.mylaps.com)

Licensed to: R.H.Wright Timing

Printed: 27/05/2023 15:32:55





## 500 MRCI Spring Race Meeting


### Legends

Kirkistown 500 MRCI 1.512 miles

Race 3 (R11)

27/05/2023 15:35

Race (10 Laps) started at 15:20:26



Lap	Lap Tm	Diff	Time of Day
<b>(88) Peter Barrable</b>			
1	1:10.610	+3.028	15:21:38.446
2	1:08.607	+1.025	15:22:47.053
3	1:07.821	+0.239	15:23:54.874
4	1:07.582		15:25:02.456
5	1:08.783	+1.201	15:26:11.239
6	1:08.271	+0.689	15:27:19.510
7	1:08.693	+1.111	15:28:28.203
8	1:08.555	+0.973	15:29:36.758
9	1:09.514	+1.932	15:30:46.272
10	1:10.311	+2.729	15:31:56.583
<b>(99) Scott Jackson</b>			
1	1:10.849	+2.229	15:21:37.644
2	1:09.453	+0.833	15:22:47.097
3	1:08.906	+0.286	15:23:56.003
4	1:09.219	+0.599	15:25:05.222
5	1:08.620		15:26:13.842
6	1:08.862	+0.242	15:27:22.704
7	1:09.029	+0.409	15:28:31.733
8	1:09.303	+0.683	15:29:41.036
9	1:09.488	+0.868	15:30:50.524
10	1:09.401	+0.781	15:31:59.925
<b>(50) David Yamamoto</b>			
1	1:10.881	+1.966	15:21:37.710
2	1:09.730	+0.815	15:22:47.440
3	1:08.915		15:23:56.355
4	1:09.344	+0.429	15:25:05.699
5	1:08.945	+0.030	15:26:14.644
6	1:09.153	+0.238	15:27:23.797
7	1:09.254	+0.339	15:28:33.051
8	1:09.209	+0.294	15:29:42.260
9	1:09.421	+0.506	15:30:51.681
10	1:09.099	+0.184	15:32:00.780
<b>(46) Declan Burke</b>			
1	1:12.082	+3.408	15:21:39.308
2	1:09.127	+0.453	15:22:48.435
3	1:08.674		15:23:57.109
4	1:08.889	+0.215	15:25:05.998
5	1:08.753	+0.079	15:26:14.751
6	1:09.276	+0.602	15:27:24.027
7	1:09.793	+1.119	15:28:33.820
8	1:09.424	+0.750	15:29:43.244
9	1:09.488	+0.814	15:30:52.732
10	1:10.748	+2.074	15:32:03.480
<b>(55) Owen Lawlor</b>			
1	1:12.388	+3.915	15:21:38.788
2	1:08.628	+0.155	15:22:47.416
3	1:08.603	+0.130	15:23:56.019
4	1:09.401	+0.928	15:25:05.420
5	1:08.473		15:26:13.893
6	1:09.422	+0.949	15:27:23.315
7	1:15.610	+7.137	15:28:38.925
8	1:09.596	+1.123	15:29:48.521
9	1:10.859	+2.386	15:30:59.380
10	1:09.391	+0.918	15:32:08.771
<b>(18) Richard Spence</b>			
1	1:13.875	+5.177	15:21:41.381
2	1:09.953	+1.255	15:22:51.334
3	1:08.698		15:24:00.032
4	1:09.625	+0.927	15:25:09.657
5	1:08.942	+0.244	15:26:18.599
6	1:09.952	+1.254	15:27:28.551
7	1:11.059	+2.361	15:28:39.610
8	1:08.990	+0.292	15:29:48.600
9	1:10.705	+2.007	15:30:59.305
10	1:09.493	+0.795	15:32:08.798
<b>(13) Lee Malone</b>			

Lap	Lap Tm	Diff	Time of Day
1	1:13.395	+4.538	15:21:40.588
2	1:09.290	+0.433	15:22:49.878
3	1:09.868	+1.011	15:23:59.746
4	1:10.039	+1.182	15:25:09.785
5	1:08.857		15:26:18.642
6	1:09.962	+1.105	15:27:28.604
7	1:11.301	+2.444	15:28:39.905
8	1:09.014	+0.157	15:29:48.919
9	1:10.521	+1.664	15:30:59.440
10	1:10.815	+1.958	15:32:10.255
<b>(77) Willie Lawrence</b>			
1	1:17.289	+7.972	15:21:45.254
2	1:11.186	+1.869	15:22:56.440
3	1:09.575	+0.258	15:24:06.015
4	1:09.649	+0.332	15:25:15.664
5	1:10.147	+0.830	15:26:25.811
6	1:10.088	+0.771	15:27:35.899
7	1:10.013	+0.696	15:28:45.912
8	1:09.317		15:29:55.229
9	1:09.560	+0.243	15:31:04.789
10	1:10.153	+0.836	15:32:14.942
<b>(4) Seamus Ryan</b>			
1	1:13.462	+5.188	15:21:41.130
2	1:09.344	+1.070	15:22:50.474
3	1:08.985	+0.711	15:23:59.459
4	1:08.526	+0.252	15:25:07.985
5	1:08.500	+0.226	15:26:16.485
6	1:08.274		15:27:24.759
7	1:09.208	+0.934	15:28:33.967
8	1:09.268	+0.994	15:29:43.235
9	1:08.678	+0.404	15:30:51.913
10	1:26.227	+17.953	15:32:18.140
<b>(22) Keith Rabbitt</b>			
1	1:17.048	+7.022	15:21:45.263
2	1:11.271	+1.245	15:22:56.534
3	1:10.207	+0.181	15:24:06.741
4	1:10.174	+0.148	15:25:16.915
5	1:10.619	+0.593	15:26:27.534
6	1:10.026		15:27:37.560
7	1:11.127	+1.101	15:28:48.687
8	1:10.774	+0.748	15:29:59.461
9	1:19.571	+9.545	15:31:19.032
10	1:11.641	+1.615	15:32:30.673
<b>(12) Ciaran Bergin</b>			
1	1:13.965	+3.159	15:21:40.959
2	1:11.205	+0.399	15:22:52.164
3	1:10.806		15:24:02.970
4	1:11.721	+0.915	15:25:14.691
5	1:11.281	+0.475	15:26:25.972
6	1:11.200	+0.394	15:27:37.172
7	1:11.875	+1.069	15:28:49.047
8	1:10.888	+0.082	15:29:59.935
9	1:25.595	+14.789	15:31:25.530
10	1:13.926	+3.120	15:32:39.456

Results provisional until the conclusion of judicial and technical matters

Orbits

Chief Timekeeper: D.Bradfield

Clerk of the Course: Chris Edwards

Live timing available at [timing.rhwright.co.uk](http://timing.rhwright.co.uk)

[www.mylaps.com](http://www.mylaps.com)

Licensed to: R.H.Wright Timing





# R.H.Wright Timing

## 500 MRCI Spring Race Meeting

Sorted on best lap time

Libre Saloons/GT

Kirkistown 500 MRCI 1.512 miles

Qualifying (Q3)

27/05/2023 09:40

Qualifying started at 9:42:54

Pos	No.	Name	Make	Best Tm	Diff	In Lap	Best Speed	2nd Best	2nd Lap
1	777	Adrian McNally	2.0 SEAT Leon	<b>1:03.732</b>		7	85.405	1:04.922	6
2	34	David McMinn	1.9 SEAT Ibiza	<b>1:06.122</b>	2.390	5	82.318	1:06.397	7
3	31	Keith Wray	3.0 BMW 330i	<b>1:09.471</b>	5.739	6	78.350	1:09.502	7
4	2	Greer Wray	3.0 BMW 220i	<b>1:10.138</b>	6.406	6	77.604	1:10.143	5
5	5	Pete Murray	3.0 BMW 330i	<b>1:13.838</b>	10.106	4	73.716	1:14.006	5
6	89	Patrick Corbett	2.0 Honda Civic	<b>2:26.627</b>	2.895	1	37.122	4:36.005	2
7	142	Paul Parr	2.0 SEAT Leon			0	-		0
8	212	Gareth Blaine	2.0 SEAT Leon			0	-		0

### Announcements

Cars 142, 212 and 89 – Please fit a working transponder as per MSUK Reg Q12.8.1

Results provisional until the conclusion of judicial and technical matters

Orbits

Chief Timekeeper: D.Bradfield

Clerk of the Course: Chris Edwards

Live timing available at [timing.rhwright.co.uk](http://timing.rhwright.co.uk)

[www.mylaps.com](http://www.mylaps.com)

Licensed to: R.H.Wright Timing

Printed: 27/05/2023 10:04:24



## 500 MRCI Spring Race Meeting

Libre Saloons/GT

Kirkistown 500 MRCI 1.512 miles

Qualifying (Q3)

27/05/2023 09:40

Qualifying started at 9:42:54

Lap	Lap Tm	Diff	Time of Day
<b>(777) Adrian McNally</b>			
1	1:09.410	+5.678	9:45:45.337
2	1:06.895	+3.163	9:46:52.232
3	1:07.720	+3.988	9:47:59.952
4	1:06.674	+2.942	9:49:06.626
5	1:06.195	+2.463	9:50:12.821
6	1:04.922	+1.190	9:51:17.743
7	1:03.732		9:52:21.475
8	1:06.516	+2.784	9:53:27.991
<b>(34) David McMinn</b>			
1	1:11.266	+5.144	9:45:30.097
2	1:08.967	+2.845	9:46:39.064
3	1:07.112	+0.990	9:47:46.176
4	1:06.922	+0.800	9:48:53.098
5	1:06.122		9:49:59.220
6	1:06.560	+0.438	9:51:05.780
7	1:06.397	+0.275	9:52:12.177
8	1:06.445	+0.323	9:53:18.622
<b>(31) Keith Wray</b>			
1	1:14.071	+4.600	9:46:01.990
2	1:11.649	+2.178	9:47:13.639
3	1:10.826	+1.355	9:48:24.465
4	1:10.370	+0.899	9:49:34.835
5	1:10.751	+1.280	9:50:45.586
6	1:09.471		9:51:55.057
7	1:09.502	+0.031	9:53:04.559
<b>(2) Greer Wray</b>			
1	1:15.021	+4.883	9:46:03.854
2	1:11.853	+1.715	9:47:15.707
3	1:10.610	+0.472	9:48:26.317
4	1:10.959	+0.821	9:49:37.276
5	1:10.143	+0.005	9:50:47.419
6	1:10.138		9:51:57.557
<b>(5) Pete Murray</b>			
1	1:15.226	+1.388	9:46:00.069
2	1:16.644	+2.806	9:47:16.713
3	1:14.557	+0.719	9:48:31.270
4	1:13.838		9:49:45.108
5	1:14.006	+0.168	9:50:59.114
<b>(89) Patrick Corbett</b>			
1	2:26.627		9:47:16.255
2	4:36.005	+2:09.378	9:51:52.260

Lap	Lap Tm	Diff	Time of Day
-----	--------	------	-------------

Lap	Lap Tm	Diff	Time of Day
-----	--------	------	-------------

Results provisional until the conclusion of judicial and technical matters

Orbits

Chief Timekeeper: D.Bradfield

Clerk of the Course: Chris Edwards

Live timing available at [timing.rhwright.co.uk](http://timing.rhwright.co.uk)

[www.mylaps.com](http://www.mylaps.com)

Printed: 28/05/2023 11:38:21

Licensed to: R.H.Wright Timing



# R.H.Wright Timing

## 500 MRCI Spring Race Meeting


Libre Saloons/GT

Kirkistown 500 MRCI 1.512 miles

Race 1 (R4)

27/05/2023 12:25

Race (12:00 and 1 Laps)



5	47
	9
4	142
	7
3	5
	5
2	31
	3
1	777
	1

212
8
89
6
2
4
34
2

POLE POSITION



Results provisional until the conclusion of judicial and technical matters

Orbits

Chief Timekeeper: D.Bradfield


Clerk of the Course: Chris Edwards

Live timing available at [timing.rhwright.co.uk](http://timing.rhwright.co.uk)

[www.mylaps.com](http://www.mylaps.com)

Licensed to: R.H.Wright Timing

Printed: 27/05/2023 11:48:09





## 500 MRCI Spring Race Meeting

Sorted on Laps

Libre Saloons/GT

Kirkistown 500 MRCI 1.512 miles

Race 1 (R4)

27/05/2023 12:25

Race (12:00 and 1 Laps) started at 12:16:15

Pos	No.	Name	Make	Laps	Total Tm	Best Tm	Best Speed	In Lap	Avg. Speed
<b>GT</b>									
1	47	Clive Brandon	Lotus Europa 62 GTR	12	14:16.255	1:09.095	78.776	3	76.281
<b>Libre Saloons</b>									
1	142	Paul Parr	2.0 SEAT Leon	13	13:46.647	1:01.961	87.846	8	85.598
2	212	Gareth Blaine	2.0 SEAT Leon	13	14:02.621	1:02.974	86.433	8	83.975
3	777	Adrian McNally	2.0 SEAT Leon	13	14:02.968	1:03.091	86.273	10	83.941
4	34	David McMinn	1.9 SEAT Ibiza	13	14:36.796	1:06.131	82.307	9	80.702
5	89	Patrick Corbett	2.0 Honda Civic	13	14:42.491	1:05.739	82.797	7	80.181
6	2	Greer Wray	3.0 BMW 220i	12	14:19.370	1:10.234	77.498	11	76.005
7	31	Keith Wray	3.0 BMW 330i	12	14:26.235	1:10.179	77.559	11	75.402
8	5	Pete Murray	3.0 BMW 330i	11	14:24.508	1:14.065	73.490	11	69.257

### Announcements

Cars 89 and 142 - No transponder times recorded (Q12.8.1)

Margin of Victory	Avg. Speed	Best Lap Tm	Best Speed	Best Lap by
15.974	85.598	1:01.961	87.846	142 - Paul Parr

Results provisional until the conclusion of judicial and technical matters

Orbits

Chief Timekeeper: D.Bradfield

Clerk of the Course: Chris Edwards

Live timing available at [timing.rhwright.co.uk](http://timing.rhwright.co.uk)

[www.mylaps.com](http://www.mylaps.com)

Licensed to: R.H.Wright Timing

Printed: 27/05/2023 12:34:10



## 500 MRCI Spring Race Meeting


Libre Saloons/GT

Kirkistown 500 MRCI 1.512 miles

Race 1 (R4)

27/05/2023 12:25

Race (12:00 and 1 Laps) started at 12:16:15



Lap	Lap Tm	Diff	Time of Day
<b>(142) Paul Parr</b>			
1	1:08.585	+6.624	12:17:28.112
2	1:03.748	+1.787	12:18:31.860
3	1:02.864	+0.903	12:19:34.724
4	1:02.320	+0.359	12:20:37.044
5	1:02.776	+0.815	12:21:39.820
6	1:02.732	+0.771	12:22:42.552
7	1:02.061	+0.100	12:23:44.613
8	1:01.961		12:24:46.574
9	1:02.974	+1.013	12:25:49.548
10	1:03.699	+1.738	12:26:53.247
11	1:03.418	+1.457	12:27:56.665
12	1:02.297	+0.336	12:28:58.962
13	1:02.938	+0.977	12:30:01.900
<b>(212) Gareth Blaine</b>			
1	1:11.313	+8.339	12:17:31.017
2	1:04.224	+1.250	12:18:35.241
3	1:04.122	+1.148	12:19:39.363
4	1:03.527	+0.553	12:20:42.890
5	1:03.342	+0.368	12:21:46.232
6	1:03.781	+0.807	12:22:50.013
7	1:04.292	+1.318	12:23:54.305
8	1:02.974		12:24:57.279
9	1:03.414	+0.440	12:26:00.693
10	1:03.519	+0.545	12:27:04.212
11	1:03.765	+0.791	12:28:07.977
12	1:05.462	+2.488	12:29:13.439
13	1:04.435	+1.461	12:30:17.874
<b>(777) Adrian McNally</b>			
1	1:09.941	+6.850	12:17:27.425
2	1:05.852	+2.761	12:18:33.277
3	1:03.980	+0.889	12:19:37.257
4	1:07.402	+4.311	12:20:44.659
5	1:04.142	+1.051	12:21:48.801
6	1:03.393	+0.302	12:22:52.194
7	1:03.463	+0.372	12:23:55.657
8	1:03.266	+0.175	12:24:58.923
9	1:03.210	+0.119	12:26:02.133
10	1:03.091		12:27:05.224
11	1:03.559	+0.468	12:28:08.783
12	1:05.457	+2.366	12:29:14.240
13	1:03.981	+0.890	12:30:18.221
<b>(34) David McMinn</b>			
1	1:12.289	+6.158	12:17:29.604
2	1:07.707	+1.576	12:18:37.311
3	1:06.369	+0.238	12:19:43.680
4	1:07.475	+1.344	12:20:51.155
5	1:06.433	+0.302	12:21:57.588
6	1:06.644	+0.513	12:23:04.232
7	1:06.852	+0.721	12:24:11.084
8	1:06.962	+0.831	12:25:18.046
9	1:06.131		12:26:24.177
10	1:06.914	+0.783	12:27:31.091
11	1:06.839	+0.708	12:28:37.930
12	1:06.735	+0.604	12:29:44.665
13	1:07.384	+1.253	12:30:52.049
<b>(89) Patrick Corbett</b>			
1	1:11.795	+6.056	12:17:31.321
2	1:06.570	+0.831	12:18:37.891
3	1:06.950	+1.211	12:19:44.841
4	1:06.467	+0.728	12:20:51.308
5	1:07.393	+1.654	12:21:58.701
6	1:07.179	+1.440	12:23:05.880
7	1:05.739		12:24:11.619
8	1:08.078	+2.339	12:25:19.697
9	1:08.188	+2.449	12:26:27.885
10	1:06.106	+0.367	12:27:33.991
11	1:07.236	+1.497	12:28:41.227
12	1:08.115	+2.376	12:29:49.342

Lap	Lap Tm	Diff	Time of Day
<b>(47) Clive Brandon</b>			
13	1:08.402	+2.663	12:30:57.744
1	1:16.536	+7.441	12:17:36.935
2	1:10.169	+1.074	12:18:47.104
3	1:09.095		12:19:56.199
4	1:09.569	+0.474	12:21:05.768
5	1:09.276	+0.181	12:22:15.044
6	1:09.994	+0.899	12:23:25.038
7	1:10.877	+1.782	12:24:35.915
8	1:10.188	+1.093	12:25:46.103
9	1:10.980	+1.885	12:26:57.083
10	1:09.796	+0.701	12:28:06.879
11	1:11.660	+2.565	12:29:18.539
12	1:12.969	+3.874	12:30:31.508
<b>(2) Greer Wray</b>			
1	1:17.583	+7.349	12:17:35.460
2	1:11.846	+1.612	12:18:47.306
3	1:11.863	+1.629	12:19:59.169
4	1:10.536	+0.302	12:21:09.705
5	1:10.836	+0.602	12:22:20.541
6	1:10.405	+0.171	12:23:30.946
7	1:10.526	+0.292	12:24:41.472
8	1:10.247	+0.013	12:25:51.719
9	1:10.448	+0.214	12:27:02.167
10	1:11.904	+1.670	12:28:14.071
11	1:10.234		12:29:24.305
12	1:10.318	+0.084	12:30:34.623
<b>(31) Keith Wray</b>			
1	1:18.342	+8.163	12:17:36.994
2	1:12.693	+2.514	12:18:49.687
3	1:11.970	+1.791	12:20:01.657
4	1:12.109	+1.930	12:21:13.766
5	1:10.773	+0.594	12:22:24.539
6	1:11.085	+0.906	12:23:35.624
7	1:10.426	+0.247	12:24:46.050
8	1:11.453	+1.274	12:25:57.503
9	1:12.466	+2.287	12:27:09.969
10	1:10.741	+0.562	12:28:20.710
11	1:10.179		12:29:30.889
12	1:10.599	+0.420	12:30:41.488
<b>(5) Pete Murray</b>			
1	1:23.232	+9.167	12:17:42.760
2	1:15.595	+1.530	12:18:58.355
3	1:14.671	+0.606	12:20:13.026
4	1:16.900	+2.835	12:21:29.926
5	1:18.381	+4.316	12:22:48.307
6	1:19.630	+5.565	12:24:07.937
7	1:19.625	+5.560	12:25:27.562
8	1:18.277	+4.212	12:26:45.839
9	1:19.078	+5.013	12:28:04.917
10	1:20.779	+6.714	12:29:25.696
11	1:14.065		12:30:39.761

Results provisional until the conclusion of judicial and technical matters

Orbits

Chief Timekeeper: D.Bradfield

Clerk of the Course: Chris Edwards

Live timing available at [timing.rhwright.co.uk](http://timing.rhwright.co.uk)

[www.mylaps.com](http://www.mylaps.com)

Licensed to: R.H.Wright Timing





# R.H.Wright Timing

## 500 MRCI Spring Race Meeting


Libre Saloons/GT

Kirkistown 500 MRCI 1.512 miles

Race 2 (R13)

27/05/2023 16:35

Race (12:00 and 1 Laps)



5	47
	9
4	142
	7
3	5
	5
2	31
	3
1	777
	1

212
8
89
6
2
4
34
2

POLE POSITION



Results provisional until the conclusion of judicial and technical matters

Orbits

Chief Timekeeper: D.Bradfield

Clerk of the Course: Chris Edwards

Live timing available at [timing.rhwright.co.uk](http://timing.rhwright.co.uk)

[www.mylaps.com](http://www.mylaps.com)

Licensed to: R.H.Wright Timing

Printed: 27/05/2023 15:18:42



## 500 MRCI Spring Race Meeting

Sorted on Laps

Libre Saloons/GT

Kirkistown 500 MRCI 1.512 miles

Race 2 (R13)

27/05/2023 16:35

Race (12:00 and 1 Laps) started at 16:10:27

Pos	No.	Name	Make	Laps	Total Tm	Best Tm	Best Speed	In Lap	Avg. Speed
<b>Not classified</b>									
DNS	47	Clive Brandon	Lotus Europa 62 GTR					0	
<b>Libre Saloons</b>									
1	142	Paul Parr	2.0 SEAT Leon	13	13:55.994	<b>1:02.161</b>	87.563	7	84.641
2	212	Gareth Blaine	2.0 SEAT Leon	13	14:13.544	<b>1:03.355</b>	85.913	9	82.901
3	34	David McMinn	1.9 SEAT Ibiza	13	14:48.292	<b>1:06.802</b>	81.480	6	79.658
4	89	Patrick Corbett	2.0 Honda Civic	13	14:57.888	<b>1:06.713</b>	81.589	5	78.806
5	2	Greer Wray	3.0 BMW 220i	12	14:22.083	<b>1:09.794</b>	77.987	12	75.766
6	31	Keith Wray	3.0 BMW 330i	12	14:40.412	<b>1:11.058</b>	76.600	5	74.188
7	5	Pete Murray	3.0 BMW 330i	11	14:09.743	<b>1:12.736</b>	74.833	2	70.460
<b>Not classified</b>									
DNF	777	Adrian McNally	2.0 SEAT Leon	11	12:03.653	<b>1:03.082</b>	86.285	9	82.737

Margin of Victory

Avg. Speed

Best Lap Tm

Best Speed

Best Lap by

17.550

84.641

1:02.161

87.563

142 - Paul Parr

Results provisional until the conclusion of judicial and technical matters

Orbits

Chief Timekeeper: D.Bradfield

Clerk of the Course: Chris Edwards

Live timing available at [timing.rhwright.co.uk](http://timing.rhwright.co.uk)

[www.mylaps.com](http://www.mylaps.com)

Printed: 27/05/2023 16:26:08

Licensed to: R.H.Wright Timing





## 500 MRCI Spring Race Meeting


Libre Saloons/GT

Kirkistown 500 MRCI 1.512 miles

Race 2 (R13)

27/05/2023 16:35

Race (12:00 and 1 Laps) started at 16:10:27



Lap	Lap Tm	Diff	Time of Day
<b>(142) Paul Parr</b>			
1	1:10.460	+8.299	16:11:45.631
2	1:04.667	+2.506	16:12:50.298
3	1:03.104	+0.943	16:13:53.402
4	1:02.851	+0.690	16:14:56.253
5	1:02.466	+0.305	16:15:58.719
6	1:02.401	+0.240	16:17:01.120
7	1:02.161		16:18:03.281
8	1:02.349	+0.188	16:19:05.630
9	1:02.317	+0.156	16:20:07.947
10	1:02.395	+0.234	16:21:10.342
11	1:02.630	+0.469	16:22:12.972
12	1:03.389	+1.228	16:23:16.361
13	1:06.753	+4.592	16:24:23.114

Lap	Lap Tm	Diff	Time of Day
<b>(212) Gareth Blaine</b>			
1	1:10.699	+7.344	16:11:46.172
2	1:05.692	+2.337	16:12:51.864
3	1:04.459	+1.104	16:13:56.323
4	1:05.243	+1.888	16:15:01.566
5	1:03.736	+0.381	16:16:05.302
6	1:04.362	+1.007	16:17:09.664
7	1:04.029	+0.674	16:18:13.693
8	1:04.022	+0.667	16:19:17.715
9	1:03.355		16:20:21.070
10	1:04.725	+1.370	16:21:25.795
11	1:04.007	+0.652	16:22:29.802
12	1:04.588	+1.233	16:23:34.390
13	1:06.274	+2.919	16:24:40.664

Lap	Lap Tm	Diff	Time of Day
<b>(34) David McMinn</b>			
1	1:12.326	+5.524	16:11:45.785
2	1:08.868	+2.066	16:12:54.653
3	1:07.706	+0.904	16:14:02.359
4	1:07.200	+0.398	16:15:09.559
5	1:06.930	+0.128	16:16:16.489
6	1:06.802		16:17:23.291
7	1:07.254	+0.452	16:18:30.545
8	1:07.048	+0.246	16:19:37.593
9	1:07.068	+0.266	16:20:44.661
10	1:07.095	+0.293	16:21:51.756
11	1:07.454	+0.652	16:22:59.210
12	1:08.475	+1.673	16:24:07.685
13	1:07.727	+0.925	16:25:15.412

Lap	Lap Tm	Diff	Time of Day
<b>(89) Patrick Corbett</b>			
1	1:14.151	+7.438	16:11:49.172
2	1:08.525	+1.812	16:12:57.697
3	1:08.414	+1.701	16:14:06.111
4	1:07.222	+0.509	16:15:13.333
5	1:06.713		16:16:20.046
6	1:08.060	+1.347	16:17:28.106
7	1:07.763	+1.050	16:18:35.869
8	1:08.579	+1.866	16:19:44.448
9	1:08.947	+2.234	16:20:53.395
10	1:08.594	+1.881	16:22:01.989
11	1:06.935	+0.222	16:23:08.924
12	1:06.800	+0.087	16:24:15.724
13	1:09.284	+2.571	16:25:25.008

Lap	Lap Tm	Diff	Time of Day
<b>(2) Greer Wray</b>			
1	1:17.207	+7.413	16:11:51.260
2	1:11.888	+2.094	16:13:03.148
3	1:11.352	+1.558	16:14:14.500
4	1:10.903	+1.109	16:15:25.403
5	1:10.720	+0.926	16:16:36.123
6	1:10.979	+1.185	16:17:47.102
7	1:10.483	+0.689	16:18:57.585
8	1:10.708	+0.914	16:20:08.293
9	1:09.936	+0.142	16:21:18.229
10	1:09.988	+0.194	16:22:28.217
11	1:11.192	+1.398	16:23:39.409
12	1:09.794		16:24:49.203

Lap	Lap Tm	Diff	Time of Day
<b>(31) Keith Wray</b>			
1	1:21.358	+10.300	16:11:56.043
2	1:11.924	+0.866	16:13:07.967
3	1:12.480	+1.422	16:14:20.447
4	1:11.471	+0.413	16:15:31.918
5	1:11.058		16:16:42.976
6	1:11.542	+0.484	16:17:54.518
7	1:11.575	+0.517	16:19:06.093
8	1:11.374	+0.316	16:20:17.467
9	1:15.265	+4.207	16:21:32.732
10	1:11.982	+0.924	16:22:44.714
11	1:11.305	+0.247	16:23:56.019
12	1:11.513	+0.455	16:25:07.532

Lap	Lap Tm	Diff	Time of Day
<b>(5) Pete Murray</b>			
1	1:21.114	+8.378	16:11:56.778
2	1:12.736		16:13:09.514
3	1:14.536	+1.800	16:14:24.050
4	1:15.374	+2.638	16:15:39.424
5	1:15.377	+2.641	16:16:54.801
6	1:15.385	+2.649	16:18:10.186
7	1:17.606	+4.870	16:19:27.792
8	1:18.569	+5.833	16:20:46.361
9	1:15.490	+2.754	16:22:01.851
10	1:18.191	+5.455	16:23:20.042
11	1:16.821	+4.085	16:24:36.863

Lap	Lap Tm	Diff	Time of Day
<b>(777) Adrian McNally</b>			
1	1:11.411	+8.329	16:11:44.906
2	1:05.717	+2.635	16:12:50.623
3	1:05.096	+2.014	16:13:55.719
4	1:06.011	+2.929	16:15:01.730
5	1:04.746	+1.664	16:16:06.476
6	1:04.690	+1.608	16:17:11.166
7	1:04.153	+1.071	16:18:15.319
8	1:03.970	+0.888	16:19:19.289
9	1:03.082		16:20:22.371
10	1:03.882	+0.800	16:21:26.253
11	1:04.520	+1.438	16:22:30.773

Results provisional until the conclusion of judicial and technical matters

Orbits

Chief Timekeeper: D.Bradfield

Clerk of the Course: Chris Edwards

Live timing available at [timing.rhwright.co.uk](http://timing.rhwright.co.uk)

[www.mylaps.com](http://www.mylaps.com)

Licensed to: R.H.Wright Timing





# R.H.Wright Timing

## 500 MRCI Spring Race Meeting

Sorted on best lap time

Mini Coopers/Mazda

Kirkistown 500 MRCI 1.512 miles

Qualifying (Q2)

27/05/2023 09:20

Qualifying started at 9:27:19

Pos	No.	Name	Make	Best Tm	Diff	In Lap	Best Speed	2nd Best	2nd Lap
<b>Mazda MX5</b>									
1	22	David Cousins	1.8 Mazda MX 5	<b>1:09.997</b>		6	77.761	1:10.162	5
2	42	Rob Kennedy	1.8 Mazda MX5	<b>1:10.299</b>	0.302	6	77.427	1:11.545	2
3	14	Francis Allen	1.8 Mazda MX5	<b>1:10.647</b>	0.650	5	77.045	1:10.941	2
4	7	Gregory Radcliffe	1.8 Mazda MX5	<b>1:12.466</b>	2.469	3	75.111	1:12.759	4
5	41	Jim Kennedy	1.8 Mazda MX5	<b>1:13.307</b>	3.310	7	74.250	1:13.327	4
6	34	Alan Moran		<b>1:18.136</b>	8.139	3	69.661	1:18.259	7
7	9	John Stewart	1.8 Mazda MX5			0	-		0
8	173	Andy Irwin	1.8 Mazda MX5			0	-		0
<b>Mini Cooper</b>									
1	555	Kian O'Brien	1.6 BMW Mini	<b>1:13.433</b>		3	74.122	1:13.536	6
2	7	Jack Conachy	1.6 BMW Mini	<b>1:14.119</b>	0.686	5	73.436	1:14.129	4
3	55	Mark Stewart	1.6 BMW Mini	<b>1:14.198</b>	0.765	5	73.358	1:14.353	7
4	96	Darren Gilmore	1.6 BMW Mini	<b>1:14.505</b>	1.072	4	73.056	1:14.676	2
5	260	Wayne Owens	1.6 BMW Mini	<b>1:14.644</b>	1.211	4	72.920	1:14.705	3
6	88	Chris Doherty	1.6 BMW Mini	<b>1:14.856</b>	1.423	1	72.713	1:14.870	5
7	98	Craig Gilmore	1.6 BMW Mini	<b>1:15.091</b>	1.658	2	72.486	1:15.332	6
8	17	Noel Conachy	1.6 BMW Mini	<b>1:15.131</b>	1.698	2	72.447	1:15.329	5
9	52	Alan Sweetman	1.6 BMW Mini	<b>1:16.348</b>	2.915	5	71.292	1:16.725	2
10	620	Zoe Nicholson	1.6 BMW Mini	<b>1:17.315</b>	3.882	1	70.401	1:18.134	4

Results provisional until the conclusion of judicial and technical matters

Orbits

Chief Timekeeper: D.Bradfield

Clerk of the Course: Chris Edwards

Live timing available at [timing.rhwright.co.uk](http://timing.rhwright.co.uk)

[www.mylaps.com](http://www.mylaps.com)

Licensed to: R.H.Wright Timing

Printed: 27/05/2023 09:45:11



## 500 MRCI Spring Race Meeting


Mini Coopers/Mazda

Kirkistown 500 MRCI 1.512 miles

Qualifying (Q2)

27/05/2023 09:20

Qualifying started at 9:27:19



Lap	Lap Tm	Diff	Time of Day
<b>(22) David Cousins</b>			
1	1:16.474	+6.477	9:30:23.636
2	1:10.383	+0.386	9:31:34.019
3	1:10.774	+0.777	9:32:44.793
4	1:12.164	+2.167	9:33:56.957
5	1:10.162	+0.165	9:35:07.119
6	1:09.997		9:36:17.116
7	1:10.437	+0.440	9:37:27.553
<b>(42) Rob Kennedy</b>			
1	1:12.385	+2.086	9:30:22.725
2	1:11.545	+1.246	9:31:34.270
3	1:17.132	+6.833	9:32:51.402
4	1:11.852	+1.553	9:34:03.254
5	1:25.925	+15.626	9:35:29.179
6	1:10.299		9:36:39.478
7	1:12.603	+2.304	9:37:52.081
<b>(14) Francis Allen</b>			
1	1:11.471	+0.824	9:30:05.106
2	1:10.941	+0.294	9:31:16.047
3	1:11.773	+1.126	9:32:27.820
4	1:11.909	+1.262	9:33:39.729
5	1:10.647		9:34:50.376
6	1:11.482	+0.835	9:36:01.858
7	1:11.152	+0.505	9:37:13.010
8	1:11.136	+0.489	9:38:24.146
<b>(7) Gregory Radcliffe</b>			
1	1:17.953	+5.487	9:30:30.812
2	1:12.988	+0.522	9:31:43.800
3	1:12.466		9:32:56.266
4	1:12.759	+0.293	9:34:09.025
5	1:13.029	+0.563	9:35:22.054
6	1:15.940	+3.474	9:36:37.994
<b>(41) Jim Kennedy</b>			
1	1:14.712	+1.405	9:30:35.893
2	1:13.435	+0.128	9:31:49.328
3	1:13.412	+0.105	9:33:02.740
4	1:13.327	+0.020	9:34:16.067
5	1:14.600	+1.293	9:35:30.667
6	1:14.550	+1.243	9:36:45.217
7	1:13.307		9:37:58.524
<b>(555) Kian O'Brien</b>			
1	1:16.316	+2.883	9:30:07.341
2	1:14.515	+1.082	9:31:21.856
3	1:13.433		9:32:35.289
4	1:13.561	+0.128	9:33:48.850
5	1:13.656	+0.223	9:35:02.506
6	1:13.536	+0.103	9:36:16.042
7	1:14.596	+1.163	9:37:30.638
<b>(7) Jack Conachy</b>			
1	1:15.558	+1.439	9:30:07.809
2	1:15.722	+1.603	9:31:23.531
3	1:14.380	+0.261	9:32:37.911
4	1:14.129	+0.010	9:33:52.040
5	1:14.119		9:35:06.159
6	1:14.547	+0.428	9:36:20.706
7	1:14.531	+0.412	9:37:35.237
<b>(55) Mark Stewart</b>			
1	1:14.934	+0.736	9:29:56.937
2	1:14.509	+0.311	9:31:11.446
3	1:14.695	+0.497	9:32:26.141
4	1:15.396	+1.198	9:33:41.537
5	1:14.198		9:34:55.735
6	1:14.405	+0.207	9:36:10.140
7	1:14.353	+0.155	9:37:24.493
<b>(96) Darren Gilmore</b>			

Lap	Lap Tm	Diff	Time of Day
<b>(260) Wayne Owens</b>			
1	1:14.862	+0.218	9:30:17.643
2	1:14.818	+0.174	9:31:32.461
3	1:14.705	+0.061	9:32:47.166
4	1:14.644		9:34:01.810
5	1:16.145	+1.501	9:35:17.955
6	1:14.827	+0.183	9:36:32.782
<b>(88) Chris Doherty</b>			
1	1:14.856		9:29:57.435
2	1:15.065	+0.209	9:31:12.500
3	1:15.272	+0.416	9:32:27.772
4	1:14.943	+0.087	9:33:42.715
5	1:14.870	+0.014	9:34:57.585
6	1:15.156	+0.300	9:36:12.741
7	1:15.398	+0.542	9:37:28.139
<b>(98) Craig Gilmore</b>			
1	1:15.357	+0.266	9:30:15.710
2	1:15.091		9:31:30.801
3	1:15.347	+0.256	9:32:46.148
4	1:16.083	+0.992	9:34:02.231
5	1:20.965	+5.874	9:35:23.196
6	1:15.332	+0.241	9:36:38.528
7	1:16.945	+1.854	9:37:55.473
<b>(17) Noel Conachy</b>			
1	1:15.510	+0.379	9:30:11.450
2	1:15.131		9:31:26.581
3	1:15.508	+0.377	9:32:42.089
4	1:15.507	+0.376	9:33:57.596
5	1:15.329	+0.198	9:35:12.925
6	1:15.378	+0.247	9:36:28.303
<b>(52) Alan Sweetman</b>			
1	1:17.862	+1.514	9:31:12.639
2	1:16.725	+0.377	9:32:29.364
3	1:17.104	+0.756	9:33:46.468
4	1:17.222	+0.874	9:35:03.690
5	1:16.348		9:36:20.038
6	1:17.150	+0.802	9:37:37.188
<b>(620) Zoe Nicholson</b>			
1	1:17.315		9:30:06.464
2	1:18.811	+1.496	9:31:25.275
3	1:18.220	+0.905	9:32:43.495
4	1:18.134	+0.819	9:34:01.629
5	1:18.314	+0.999	9:35:19.943
<b>(34) Alan Moran</b>			
1	1:20.248	+2.112	9:30:31.807
2	1:19.114	+0.978	9:31:50.921
3	1:18.136		9:33:09.057
4	1:19.291	+1.155	9:34:28.348
5	1:19.085	+0.949	9:35:47.433
6	1:22.078	+3.942	9:37:09.511
7	1:18.259	+0.123	9:38:27.770

Results provisional until the conclusion of judicial and technical matters

Orbits

Chief Timekeeper: D.Bradfield

Clerk of the Course: Chris Edwards

Live timing available at [timing.rhwright.co.uk](http://timing.rhwright.co.uk)

[www.mylaps.com](http://www.mylaps.com)

Printed: 28/05/2023 11:39:00

Licensed to: R.H.Wright Timing





## 500 MRCI Spring Race Meeting


Mini Coopers/Mazda

Kirkistown 500 MRCI 1.512 miles

Race 1 (R3)

27/05/2023 11:55


Race (12:00 and 1 Laps)



10	9
	19
9	41
	17
8	14
	15
7	22
	13
6	
	11
5	52
	9
4	98
	7
3	260
	5
2	55
	3
1	555
	1

173
20
34
18
7
16
42
14
12
620
10
17
8
88
6
96
4
7
2

POLE POSITION



Results provisional until the conclusion of judicial and technical matters

Orbits

Chief Timekeeper: D.Bradfield


Clerk of the Course: Chris Edwards

Live timing available at [timing.rhwright.co.uk](http://timing.rhwright.co.uk)

[www.mylaps.com](http://www.mylaps.com)

Licensed to: R.H.Wright Timing

Printed: 27/05/2023 09:48:06





# R.H.Wright Timing

## 500 MRCI Spring Race Meeting

Mini Coopers/Mazda

Kirkistown 500 MRCI 1.512 miles

Race 1 (R3)

27/05/2023 11:55

Race (12:00 and 1 Laps) started at 11:36:51

10	173	
	19	
9	34	9
	17	18
8	7	41
	15	16
7	14	42
	13	14
6		22
	11	12
5	55	
	9	10
4	620	52
	7	8
3	17	88
	5	6
2	96	98
	3	4
1	260	555
	1	2

POLE POSITION

Results provisional until the conclusion of judicial and technical matters

Orbits

Chief Timekeeper: D.Bradfield

Clerk of the Course: Chris Edwards

Live timing available at [timing.rhwright.co.uk](http://timing.rhwright.co.uk)

[www.mylaps.com](http://www.mylaps.com)

Printed: 27/05/2023 11:44:12

Licensed to: R.H.Wright Timing



## 500 MRCI Spring Race Meeting

Sorted on Laps

Mini Coopers/Mazda

Kirkistown 500 MRCI 1.512 miles

Race 1 (R3)

27/05/2023 11:55

Race (14:09 and 1 Laps) started at 11:36:51

Pos	No.	Name	Make	Laps	Total Tm	Best Tm	Best Speed	In Lap	Avg. Speed
<b>Mazda MX5</b>									
1	22	David Cousins	1.8 Mazda MX 5	9	13:52.745	<b>1:10.870</b>	76.803	3	58.826
2	14	Francis Allen	1.8 Mazda MX5	9	13:53.302	<b>1:10.752</b>	76.931	6	58.787
3	42	Rob Kennedy	1.8 Mazda MX5	9	13:58.107	<b>1:10.602</b>	77.094	5	58.450
4	7	Gregory Radcliffe	1.8 Mazda MX5	9	14:13.629	<b>1:12.589</b>	74.984	8	57.387
5	41	Jim Kennedy	1.8 Mazda MX5	9	14:21.498	<b>1:12.254</b>	75.332	9	56.863
6	34	Alan Moran	Mazda MX5	9	14:45.123	<b>1:17.061</b>	70.633	5	55.345
<b>Not classified</b>									
DNS	9	John Stewart	1.8 Mazda MX5				-	0	-
DNS	173	Andy Irwin	1.8 Mazda MX5				-	0	-
<b>Mini Cooper</b>									
1	555	Kian O'Brien	1.6 BMW Mini	9	14:11.094	<b>1:13.908</b>	73.646	9	57.558
2	98	Craig Gilmore	1.6 BMW Mini	9	14:21.339	<b>1:14.955</b>	72.617	3	56.873
3	96	Darren Gilmore	1.6 BMW Mini	9	14:24.590	<b>1:14.298</b>	73.259	6	56.659
4	17	Noel Conachy	1.6 BMW Mini	9	14:25.336	<b>1:15.279</b>	72.305	6	56.611
5	88	Chris Doherty	1.6 BMW Mini	9	14:27.101	<b>1:15.292</b>	72.292	6	56.495
6	52	Alan Sweetman	1.6 BMW Mini	9	14:46.911	<b>1:16.788</b>	70.884	6	55.233
<b>Not classified</b>									
DNF	620	Zoe Nicholson	1.6 BMW Mini	6	10:47.413	<b>1:16.642</b>	71.019	4	50.444
DNF	7	Jack Conachy	1.6 BMW Mini		2.293		-	0	-
DNF	55	Mark Stewart	1.6 BMW Mini		2.950		-	0	-
DQ	260	Wayne Owens	1.6 BMW Mini	9	14:42.010	<b>1:14.997</b>	72.577	8	55.540

### Announcements

Race Red Flagged on lap 3 - Restarted with grid based on lap 1 (Q12.15.2)

Disqualification - Car No 260 excluded from the results under Q12.21.4

Margin of Victory	Avg. Speed	Best Lap Tm	Best Speed	Best Lap by
0.557	58.826	1:10.602	77.094	42 - Rob Kennedy

Results provisional until the conclusion of judicial and technical matters

Orbits

Chief Timekeeper: D.Bradfield

Clerk of the Course: Chris Edwards

Live timing available at [timing.rhwright.co.uk](http://timing.rhwright.co.uk)

[www.mylaps.com](http://www.mylaps.com)

Licensed to: R.H.Wright Timing

Printed: 27/05/2023 12:42:47



## 500 MRCI Spring Race Meeting

Mini Coopers/Mazda

Kirkistown 500 MRCI 1.512 miles

Race 1 (R3)

27/05/2023 11:55

Race (14:09 and 1 Laps) started at 11:36:51

Lap	Lap Tm	Diff	Time of Day
<b>(22) David Cousins</b>			
1	1:17.951	+7.081	11:38:15.263
1	3:02.644	+1:51.774	11:55:10.608
2	1:20.308	+9.438	11:56:30.916
3	1:10.870		11:57:41.786
4	1:11.194	+0.324	11:58:52.980
5	1:11.296	+0.426	12:00:04.276
6	1:11.051	+0.181	12:01:15.327
7	1:11.564	+0.694	12:02:26.891
8	1:10.918	+0.048	12:03:37.809
9	1:11.210	+0.340	12:04:49.019
<b>(14) Francis Allen</b>			
1	1:19.440	+8.688	11:38:17.536
1	3:02.473	+1:51.721	11:55:11.149
2	1:18.840	+8.088	11:56:29.989
3	1:11.512	+0.760	11:57:41.501
4	1:10.882	+0.130	11:58:52.383
5	1:12.217	+1.465	12:00:04.600
6	1:10.752		12:01:15.352
7	1:11.788	+1.036	12:02:27.140
8	1:10.941	+0.189	12:03:38.081
9	1:11.495	+0.743	12:04:49.576
<b>(42) Rob Kennedy</b>			
1	1:20.444	+9.842	11:38:17.768
1	3:01.937	+1:51.335	11:55:10.844
2	1:21.544	+10.942	11:56:32.388
3	1:13.547	+2.945	11:57:45.935
4	1:10.973	+0.371	11:58:56.908
5	1:10.602		12:00:07.510
6	1:11.329	+0.727	12:01:18.839
7	1:12.349	+1.747	12:02:31.188
8	1:10.894	+0.292	12:03:42.082
9	1:12.299	+1.697	12:04:54.381
<b>(555) Kian O'Brien</b>			
1	1:24.163	+10.255	11:38:17.843
1	3:05.568	+1:51.660	11:55:07.078
2	1:20.440	+6.532	11:56:27.518
3	1:13.985	+0.077	11:57:41.503
4	1:14.579	+0.671	11:58:56.082
5	1:14.142	+0.234	12:00:10.224
6	1:14.444	+0.536	12:01:24.668
7	1:14.517	+0.609	12:02:39.185
8	1:14.275	+0.367	12:03:53.460
9	1:13.908		12:05:07.368
<b>(7) Gregory Radcliffe</b>			
1	1:25.990	+13.401	11:38:23.821
1	3:01.698	+1:49.109	11:55:11.504
2	1:21.883	+9.294	11:56:33.387
3	1:14.888	+2.299	11:57:48.275
4	1:15.085	+2.496	11:59:03.360
5	1:14.176	+1.587	12:00:17.536
6	1:12.896	+0.307	12:01:30.432
7	1:14.276	+1.687	12:02:44.708
8	1:12.589		12:03:57.297
9	1:12.606	+0.017	12:05:09.903
<b>(98) Craig Gilmore</b>			
1	1:23.342	+8.387	11:38:18.913
1	3:04.619	+1:49.664	11:55:07.963
2	1:21.571	+6.616	11:56:29.534
3	1:14.955		11:57:44.489
4	1:15.152	+0.197	11:58:59.641
5	1:15.414	+0.459	12:00:15.055
6	1:15.087	+0.132	12:01:30.142
7	1:16.060	+1.105	12:02:46.202
8	1:15.464	+0.509	12:04:01.666
9	1:15.947	+0.992	12:05:17.613
<b>(41) Jim Kennedy</b>			

Lap	Lap Tm	Diff	Time of Day
1	1:26.608	+14.354	11:38:25.144
1	3:01.394	+1:49.140	11:55:11.557
2	1:21.870	+9.616	11:56:33.427
3	1:17.831	+5.577	11:57:51.258
4	1:13.733	+1.479	11:59:04.991
5	1:16.329	+4.075	12:00:21.320
6	1:15.478	+3.224	12:01:36.798
7	1:14.181	+1.927	12:02:50.979
8	1:14.539	+2.285	12:04:05.518
9	1:12.254		12:05:17.772
<b>(96) Darren Gilmore</b>			
1	1:23.969	+9.671	11:38:18.332
1	3:04.674	+1:50.376	11:55:08.060
2	1:24.790	+10.492	11:56:32.850
3	1:15.246	+0.948	11:57:48.096
4	1:16.419	+2.121	11:59:04.515
5	1:16.030	+1.732	12:00:20.545
6	1:14.298		12:01:34.843
7	1:15.665	+1.367	12:02:50.508
8	1:15.231	+0.933	12:04:05.739
9	1:15.125	+0.827	12:05:20.864
<b>(17) Noel Conachy</b>			
1	1:25.010	+9.731	11:38:20.621
1	3:04.144	+1:48.865	11:55:08.668
2	1:23.253	+7.974	11:56:31.921
3	1:15.908	+0.629	11:57:47.829
4	1:15.628	+0.349	11:59:03.457
5	1:15.991	+0.712	12:00:19.448
6	1:15.279		12:01:34.727
7	1:15.840	+0.561	12:02:50.567
8	1:15.721	+0.442	12:04:06.288
9	1:15.322	+0.043	12:05:21.610
<b>(88) Chris Doherty</b>			
1	1:27.034	+11.742	11:38:21.824
1	3:03.272	+1:47.980	11:55:08.466
2	1:22.097	+6.805	11:56:30.563
3	1:16.245	+0.953	11:57:46.808
4	1:16.355	+1.063	11:59:03.163
5	1:16.665	+1.373	12:00:19.828
6	1:15.292		12:01:35.120
7	1:16.288	+0.996	12:02:51.408
8	1:16.448	+1.156	12:04:07.856
9	1:15.519	+0.227	12:05:23.375
<b>(34) Alan Moran</b>			
1	1:29.348	+12.287	11:38:28.757
1	3:01.532	+1:44.471	11:55:12.834
2	1:22.224	+5.163	11:56:35.058
3	1:18.023	+0.962	11:57:53.081
4	1:17.072	+0.011	11:59:10.153
5	1:17.061		12:00:27.214
6	1:17.701	+0.640	12:01:44.915
7	1:19.701	+2.640	12:03:04.616
8	1:17.371	+0.310	12:04:21.987
9	1:19.410	+2.349	12:05:41.397
<b>(52) Alan Sweetman</b>			
1	1:30.184	+13.396	11:38:26.566
1	3:02.911	+1:46.123	11:55:09.018
2	1:23.983	+7.195	11:56:33.001
3	1:18.284	+1.496	11:57:51.285
4	1:17.939	+1.151	11:59:09.224
5	1:17.083	+0.295	12:00:26.307
6	1:16.788		12:01:43.095
7	1:24.516	+7.728	12:03:07.611
8	1:17.758	+0.970	12:04:25.369
9	1:17.816	+1.028	12:05:43.185
<b>(620) Zoe Nicholson</b>			
1	1:28.716	+12.074	11:38:25.480
1	3:03.211	+1:46.569	11:55:09.276

Lap	Lap Tm	Diff	Time of Day
2	1:25.164	+8.522	11:56:34.440
3	1:18.280	+1.638	11:57:52.720
4	1:16.642		11:59:09.362
5	1:17.535	+0.893	12:00:26.897
6	1:16.790	+0.148	12:01:43.687
<b>(260) Wayne Owens</b>			
1	1:22.193	+7.196	11:38:17.183
1	3:05.057	+1:50.060	11:55:07.037
2	1:23.547	+8.550	11:56:30.584
3	1:16.279	+1.282	11:57:46.863
4	1:17.466	+2.469	11:59:04.329
5	1:16.756	+1.759	12:00:21.085
6	1:15.455	+0.458	12:01:36.540
7	1:17.024	+2.027	12:02:53.564
8	1:14.997		12:04:08.561
9	1:29.723	+14.726	12:05:38.284

Results provisional until the conclusion of judicial and technical matters

Orbits

Chief Timekeeper: D.Bradfield

Clerk of the Course: Chris Edwards

Live timing available at [timing.rhwright.co.uk](http://timing.rhwright.co.uk)

[www.mylaps.com](http://www.mylaps.com)

Printed: 28/05/2023 11:39:11

Licensed to: R.H.Wright Timing





# R.H.Wright Timing

## 500 MRCI Spring Race Meeting

Mini Coopers/Mazda

Kirkistown 500 MRCI 1.512 miles

Race 2 (R12)

27/05/2023 16:05

Race (12:00 and 1 Laps)

9	620 17	260 18
8	98 15	52 16
7	88 13	17 14
6	55 11	96 12
5	555 9	7 10
4	7	8
3	14 5	22 6
2	7 3	42 4
1	34 1	41 2

POLE POSITION

Results provisional until the conclusion of judicial and technical matters

Orbits

Chief Timekeeper: D.Bradfield

Clerk of the Course: Chris Edwards

Live timing available at [timing.rhwright.co.uk](http://timing.rhwright.co.uk)

[www.mylaps.com](http://www.mylaps.com)

Printed: 27/05/2023 12:45:37

Licensed to: R.H.Wright Timing





## 500 MRCI Spring Race Meeting

Sorted on Laps

Mini Coopers/Mazda

Kirkistown 500 MRCI 1.512 miles

Race 2 (R12)

27/05/2023 16:05

Race (12:00 and 1 Laps) started at 15:44:37

Pos	No.	Name	Make	Laps	Total Tm	Best Tm	Best Speed	In Lap	Avg. Speed
<b>Mazda MX5</b>									
1	22	David Cousins	1.8 Mazda MX 5	12	14:20.360	<b>1:10.133</b>	77.610	3	75.917
2	14	Francis Allen	1.8 Mazda MX5	12	14:20.535	<b>1:10.074</b>	77.675	6	75.902
3	42	Rob Kennedy	1.8 Mazda MX5	12	14:20.770	<b>1:10.550</b>	77.151	6	75.881
4	41	Jim Kennedy	1.8 Mazda MX5	12	14:36.467	<b>1:10.831</b>	76.845	2	74.522
5	7	Gregory Radcliffe	1.8 Mazda MX5	12	14:43.214	<b>1:12.395</b>	75.185	12	73.953
6	34	Alan Moran	1.8 Mazda MX 5	11	14:26.465	<b>1:15.312</b>	72.273	11	69.101
<b>Mini Cooper</b>									
1	555	Kian O'Brien	1.6 BMW Mini	12	14:57.207	<b>1:13.564</b>	73.990	9	72.800
2	7	Jack Conachy	1.6 BMW Mini	12	15:08.780	<b>1:13.983</b>	73.571	4	71.872
3	96	Darren Gilmore	1.6 BMW Mini	12	15:09.192	<b>1:14.380</b>	73.179	2	71.840
4	98	Craig Gilmore	1.6 BMW Mini	12	15:10.617	<b>1:14.355</b>	73.203	4	71.727
5	260	Wayne Owens	1.6 BMW Mini	12	15:20.726	<b>1:14.669</b>	72.895	8	70.940
6	88	Chris Doherty	1.6 BMW Mini	12	15:22.298	<b>1:14.829</b>	72.739	7	70.819
7	17	Noel Conachy	1.6 BMW Mini	12	15:25.304	<b>1:14.555</b>	73.007	2	70.589
8	52	Alan Sweetman	1.6 BMW Mini	11	14:20.378	<b>1:15.947</b>	71.669	4	69.589
<b>Not classified</b>									
DNF	620	Zoe Nicholson	1.6 BMW Mini	1	1:31.031	<b>1:23.953</b>	64.834	1	59.793
DNS	55	Mark Stewart	1.6 BMW Mini				-	0	-

### Announcements

Penalty - Car 260 +5s - Exceeding Track Limits (Q12.21.2)

Penalty - Car 17 +10s - Exceeding Track Limits (Q12.21.2b)

Margin of Victory	Avg. Speed	Best Lap Tm	Best Speed	Best Lap by
0.175	75.917	1:10.074	77.675	14 - Francis Allen

Results provisional until the conclusion of judicial and technical matters

Orbits

Chief Timekeeper: D.Bradfield

Clerk of the Course: Chris Edwards

Live timing available at [timing.rhwright.co.uk](http://timing.rhwright.co.uk)

[www.mylaps.com](http://www.mylaps.com)

Licensed to: R.H.Wright Timing

Printed: 27/05/2023 16:02:29



## 500 MRCI Spring Race Meeting

Mini Coopers/Mazda

Kirkistown 500 MRCI 1.512 miles

Race 2 (R12)

27/05/2023 16:05

Race (12:00 and 1 Laps) started at 15:44:37

Lap	Lap Tm	Diff	Time of Day
<b>(22) David Cousins</b>			
1	1:16.458	+6.325	15:45:58.018
2	1:10.267	+0.134	15:47:08.285
3	1:10.133		15:48:18.418
4	1:10.966	+0.833	15:49:29.384
5	1:10.695	+0.562	15:50:40.079
6	1:10.410	+0.277	15:51:50.489
7	1:10.803	+0.670	15:53:01.292
8	1:12.015	+1.882	15:54:13.307
9	1:11.212	+1.079	15:55:24.519
10	1:10.731	+0.598	15:56:35.250
11	1:11.472	+1.339	15:57:46.722
12	1:11.396	+1.263	15:58:58.118
<b>(14) Francis Allen</b>			
1	1:17.750	+7.676	15:46:59.118
2	1:10.909	+0.835	15:47:10.027
3	1:11.021	+0.947	15:48:21.048
4	1:11.145	+1.071	15:49:32.193
5	1:10.225	+0.151	15:50:42.418
6	1:10.074		15:51:52.492
7	1:10.361	+0.287	15:53:02.853
8	1:10.827	+0.753	15:54:13.680
9	1:10.248	+0.174	15:55:23.928
10	1:11.343	+1.269	15:56:35.271
11	1:12.063	+1.989	15:57:47.334
12	1:10.959	+0.885	15:58:58.293
<b>(42) Rob Kennedy</b>			
1	1:16.078	+5.528	15:45:56.744
2	1:10.586	+0.036	15:47:07.330
3	1:10.837	+0.287	15:48:18.167
4	1:11.223	+0.673	15:49:29.390
5	1:11.137	+0.587	15:50:40.527
6	1:10.550		15:51:51.077
7	1:11.211	+0.661	15:53:02.288
8	1:11.608	+1.058	15:54:13.896
9	1:10.672	+0.122	15:55:24.568
10	1:11.362	+0.812	15:56:35.930
11	1:11.079	+0.529	15:57:47.009
12	1:11.519	+0.969	15:58:58.528
<b>(41) Jim Kennedy</b>			
1	1:18.621	+7.790	15:45:58.662
2	1:10.831		15:47:09.493
3	1:11.580	+0.749	15:48:21.073
4	1:12.744	+1.913	15:49:33.817
5	1:11.393	+0.562	15:50:45.210
6	1:12.072	+1.241	15:51:57.282
7	1:13.198	+2.367	15:53:10.480
8	1:12.784	+1.953	15:54:23.264
9	1:12.705	+1.874	15:55:35.969
10	1:12.349	+1.518	15:56:48.318
11	1:12.700	+1.869	15:58:01.018
12	1:13.207	+2.376	15:59:14.225
<b>(7) Gregory Radcliffe</b>			
1	1:19.755	+7.380	15:46:00.289
2	1:12.893	+0.498	15:47:13.182
3	1:12.563	+0.168	15:48:25.745
4	1:12.927	+0.532	15:49:38.672
5	1:13.239	+0.844	15:50:51.911
6	1:12.542	+0.147	15:52:04.453
7	1:12.740	+0.345	15:53:17.193
8	1:13.098	+0.703	15:54:30.291
9	1:12.970	+0.575	15:55:43.261
10	1:12.850	+0.455	15:56:56.111
11	1:12.466	+0.071	15:58:08.577
12	1:12.395		15:59:20.972
<b>(555) Kian O'Brien</b>			
1	1:19.178	+5.614	15:46:01.501
2	1:13.910	+0.346	15:47:15.411

Lap	Lap Tm	Diff	Time of Day
3	1:13.988	+0.424	15:48:29.399
4	1:13.961	+0.397	15:49:43.360
5	1:13.880	+0.316	15:50:57.240
6	1:13.752	+0.188	15:52:10.992
7	1:14.024	+0.460	15:53:25.016
8	1:13.603	+0.039	15:54:38.619
9	1:13.564		15:55:52.183
10	1:13.766	+0.202	15:57:05.949
11	1:14.417	+0.853	15:58:20.366
12	1:14.599	+1.035	15:59:34.965
<b>(7) Jack Conachy</b>			
1	1:20.161	+6.178	15:46:02.805
2	1:14.796	+0.813	15:47:17.601
3	1:14.219	+0.236	15:48:31.820
4	1:13.983		15:49:45.803
5	1:15.373	+1.390	15:51:01.176
6	1:14.527	+0.544	15:52:15.703
7	1:16.970	+2.987	15:53:32.673
8	1:14.714	+0.731	15:54:47.387
9	1:15.186	+1.203	15:56:02.573
10	1:14.521	+0.538	15:57:17.094
11	1:14.780	+0.797	15:58:31.874
12	1:14.664	+0.681	15:59:46.538
<b>(96) Darren Gilmore</b>			
1	1:18.812	+4.432	15:46:01.690
2	1:14.380		15:47:16.070
3	1:14.858	+0.478	15:48:30.928
4	1:14.640	+0.260	15:49:45.568
5	1:15.555	+1.175	15:51:01.123
6	1:14.807	+0.427	15:52:15.930
7	1:15.868	+1.488	15:53:31.798
8	1:15.636	+1.256	15:54:47.434
9	1:15.588	+1.208	15:56:03.022
10	1:14.403	+0.023	15:57:17.425
11	1:14.505	+0.125	15:58:31.930
12	1:15.020	+0.640	15:59:46.950
<b>(98) Craig Gilmore</b>			
1	1:20.095	+5.740	15:46:04.002
2	1:16.519	+2.164	15:47:20.521
3	1:15.388	+1.033	15:48:35.909
4	1:14.355		15:49:50.264
5	1:14.881	+0.526	15:51:05.145
6	1:14.447	+0.092	15:52:19.592
7	1:15.024	+0.669	15:53:34.616
8	1:14.459	+0.104	15:54:49.075
9	1:15.055	+0.700	15:56:04.130
10	1:14.410	+0.055	15:57:18.540
11	1:15.169	+0.814	15:58:33.709
12	1:14.666	+0.311	15:59:48.375
<b>(260) Wayne Owens</b>			
1	1:20.722	+6.053	15:46:04.735
2	1:16.701	+2.032	15:47:21.436
3	1:15.946	+1.277	15:48:37.382
4	1:15.358	+0.689	15:49:52.740
5	1:15.039	+0.370	15:51:07.779
6	1:15.180	+0.511	15:52:22.959
7	1:14.843	+0.174	15:53:37.802
8	1:14.669		15:54:52.471
9	1:15.253	+0.584	15:56:07.724
10	1:15.264	+0.595	15:57:22.988
11	1:15.288	+0.619	15:58:38.276
12	1:15.208	+0.539	15:59:53.484
<b>(88) Chris Doherty</b>			
1	1:20.555	+5.726	15:46:03.668
2	1:17.705	+2.876	15:47:21.373
3	1:16.345	+1.516	15:48:37.718
4	1:15.517	+0.688	15:49:53.235
5	1:15.209	+0.380	15:51:08.444
6	1:15.080	+0.251	15:52:23.524

Lap	Lap Tm	Diff	Time of Day
7	1:14.829		15:53:38.353
8	1:15.107	+0.278	15:54:53.460
9	1:15.836	+1.007	15:56:09.296
10	1:17.375	+2.546	15:57:26.671
11	1:16.402	+1.573	15:58:43.073
12	1:16.983	+2.154	16:00:00.056
<b>(17) Noel Conachy</b>			
1	1:19.809	+5.254	15:46:03.351
2	1:14.555		15:47:17.906
3	1:15.032	+0.477	15:48:32.938
4	1:14.637	+0.082	15:49:47.575
5	1:15.219	+0.664	15:51:02.794
6	1:15.220	+0.665	15:52:18.014
7	1:15.141	+0.586	15:53:33.155
8	1:15.005	+0.450	15:54:48.160
9	1:15.245	+0.690	15:56:03.405
10	1:15.192	+0.637	15:57:18.597
11	1:18.389	+3.834	15:58:36.986
12	1:16.076	+1.521	15:59:53.062
<b>(52) Alan Sweetman</b>			
1	1:21.894	+5.947	15:46:05.910
2	1:16.520	+0.573	15:47:22.430
3	1:16.733	+0.786	15:48:39.163
4	1:15.947		15:49:55.110
5	1:16.546	+0.599	15:51:11.656
6	1:17.706	+1.759	15:52:29.362
7	1:16.979	+1.032	15:53:46.341
8	1:18.245	+2.298	15:55:04.586
9	1:18.221	+2.274	15:56:22.807
10	1:17.470	+1.523	15:57:40.277
11	1:17.859	+1.912	15:58:58.136
<b>(34) Alan Moran</b>			
1	1:21.620	+6.308	15:46:08.969
2	1:19.897	+4.585	15:47:28.866
3	1:17.862	+2.550	15:48:46.728
4	1:17.359	+2.047	15:50:04.087
5	1:17.080	+1.768	15:51:21.167
6	1:17.062	+1.750	15:52:38.229
7	1:16.875	+1.563	15:53:55.104
8	1:19.224	+3.912	15:55:14.328
9	1:17.595	+2.283	15:56:31.923
10	1:16.988	+1.676	15:57:48.911
11	1:15.312		15:59:04.223
<b>(620) Zoe Nicholson</b>			
1	1:23.953		15:46:08.789

Results provisional until the conclusion of judicial and technical matters

Orbits

Chief Timekeeper: D.Bradfield

Clerk of the Course: Chris Edwards

Live timing available at [timing.rhwright.co.uk](http://timing.rhwright.co.uk)

[www.mylaps.com](http://www.mylaps.com)

Licensed to: R.H.Wright Timing





# R.H.Wright Timing

## 500 MRCI Spring Race Meeting

Sorted on best lap time

Roadsports/NI Sevens

Kirkistown 500 MRCI 1.512 miles

Qualifying (Q5)

27/05/2023 10:20

Qualifying started at 10:14:58

Pos	No.	Name	Make	Best Tm	Diff	In Lap	Best Speed	2nd Best	2nd Lap
1	93	Steven Larkham	1.3 Radical PR06	<b>58.280</b>		5	93.394	59.514	3
2	20	Jim Larkham	1.3 Radical PR06	<b>58.808</b>	0.528	5	92.556	59.421	10
3	120	Mike Ward	1.3 Radical PR06	<b>1:01.784</b>	3.504	8	88.098	1:01.940	3
4	56	John Benson	2.0 Crossle 37S	<b>1:01.950</b>	3.670	9	87.862	1:02.078	5
5	55	Bernard Foley	2.0 Crossle 42S	<b>1:03.244</b>	4.964	8	86.064	1:03.417	5
6	34	Mark Francis	1.0 Locost Honda	<b>1:03.873</b>	5.593	6	85.216	1:04.048	5
7	15	Paul Thompson	1.0 Stryker Honda	<b>1:04.110</b>	5.830	2	84.901	1:04.168	4
8	22	Allen Millar	1.0 GMS Honda	<b>1:04.154</b>	5.874	4	84.843	1:04.812	5
9	44	Richard Francis	1.0 Locost Honda	<b>1:04.163</b>	5.883	6	84.831	1:04.590	7
10	25	Graham Moore	1.0 GMS Honda	<b>1:04.394</b>	6.114	3	84.527	1:04.416	2
11	50	Richard Morgan	1.0 Westfield Honda	<b>1:04.830</b>	6.550	8	83.958	1:05.019	7
12	917	Ethan Campbell	1.0 Locost Honda	<b>1:05.720</b>	7.440	4	82.821	1:05.783	6
13	303	Brian Crawford	1.0 Vortex Honda	<b>1:09.274</b>	10.994	4	78.572	1:10.095	2
<b>Not classified</b>									
DNS	20	Barney Casement	2.0 Vauxhall Tigra			0	-		0
DNS	31	Arnie Black	1.8 Mermik Rover			0	-		0
DNS	37	Ivor Greenwood	1.3 Radical Prosport			0	-		0

### Announcements

Car 22- Please fit a working transponder as per MSUK Reg Q12.8.1

Results provisional until the conclusion of judicial and technical matters

Orbits

Chief Timekeeper: D.Bradfield

Clerk of the Course: Chris Edwards

Live timing available at [timing.rhwright.co.uk](http://timing.rhwright.co.uk)

[www.mylaps.com](http://www.mylaps.com)

Licensed to: R.H.Wright Timing

Printed: 27/05/2023 10:28:33



## 500 MRCI Spring Race Meeting


Roadsports/NI Sevens

Kirkistown 500 MRCI 1.512 miles

Qualifying (Q5)

27/05/2023 10:20

Qualifying started at 10:14:58



Lap	Lap Tm	Diff	Time of Day
<b>(93) Steven Larkham</b>			
1	1:15.654	+17.374	10:16:17.213
2	1:02.321	+4.041	10:17:19.534
3	59.514	+1.234	10:18:19.048
4	1:00.441	+2.161	10:19:19.489
5	58.280		10:20:17.769
6	1:07.988	+9.708	10:21:25.757
<b>(20) Jim Larkham</b>			
1	1:18.947	+20.139	10:16:17.308
2	1:02.255	+3.447	10:17:19.563
3	1:02.020	+3.212	10:18:21.583
4	1:00.642	+1.834	10:19:22.225
5	58.808		10:20:21.033
6	1:00.786	+1.978	10:21:21.819
7	1:00.259	+1.451	10:22:22.078
8	59.961	+1.153	10:23:22.039
9	59.560	+0.752	10:24:21.599
10	59.421	+0.613	10:25:21.020
<b>(120) Mike Ward</b>			
1	1:10.751	+8.967	10:16:25.197
2	1:02.173	+0.389	10:17:27.370
3	1:01.940	+0.156	10:18:29.310
4	1:02.001	+0.217	10:19:31.311
5	1:02.771	+0.987	10:20:34.082
6	1:02.638	+0.854	10:21:36.720
7	1:02.374	+0.590	10:22:39.094
8	1:01.784		10:23:40.878
9	1:02.962	+1.178	10:24:43.840
10	1:02.879	+1.095	10:25:46.719
<b>(56) John Benson</b>			
1	1:12.797	+10.847	10:16:19.645
2	1:03.547	+1.597	10:17:23.192
3	1:02.182	+0.232	10:18:25.374
4	1:02.428	+0.478	10:19:27.802
5	1:02.078	+0.128	10:20:29.880
6	1:02.106	+0.156	10:21:31.986
7	1:02.189	+0.239	10:22:34.175
8	1:02.153	+0.203	10:23:36.328
9	1:01.950		10:24:38.278
10	1:02.598	+0.648	10:25:40.876
<b>(55) Bernard Foley</b>			
1	1:14.030	+10.786	10:16:19.254
2	1:04.859	+1.615	10:17:24.113
3	1:06.306	+3.062	10:18:30.419
4	1:03.686	+0.442	10:19:34.105
5	1:03.417	+0.173	10:20:37.522
6	1:06.172	+2.928	10:21:43.694
7	1:04.529	+1.285	10:22:48.223
8	1:03.244		10:23:51.467
9	1:04.187	+0.943	10:24:55.654
10	1:03.678	+0.434	10:25:59.332
<b>(34) Mark Francis</b>			
1	1:14.583	+10.710	10:18:25.267
2	1:06.001	+2.128	10:19:31.268
3	1:10.621	+6.748	10:20:41.889
4	1:04.706	+0.833	10:21:46.595
5	1:04.048	+0.175	10:22:50.643
6	1:03.873		10:23:54.516
7	1:04.095	+0.222	10:24:58.611
8	1:04.049	+0.176	10:26:02.660
<b>(15) Paul Thompson</b>			
1	1:10.316	+6.206	10:16:29.449
2	1:04.110		10:17:33.559
3	1:04.323	+0.213	10:18:37.882
4	1:04.168	+0.058	10:19:42.050
5	1:05.356	+1.246	10:20:47.406
6	1:04.733	+0.623	10:21:52.139

Lap	Lap Tm	Diff	Time of Day
7	1:05.178	+1.068	10:22:57.317
8	1:09.719	+5.609	10:24:07.036
9	1:05.221	+1.111	10:25:12.257
10	1:04.888	+0.778	10:26:17.145
<b>(22) Allen Millar</b>			
1	1:18.399	+14.245	10:16:43.883
2	1:09.486	+5.332	10:17:53.369
3	1:39.172	+35.018	10:19:32.541
4	1:04.154		10:20:36.695
5	1:04.812	+0.658	10:21:41.507
<b>(44) Richard Francis</b>			
1	1:05.908	+1.745	10:17:56.803
2	1:07.803	+3.640	10:19:04.606
3	1:07.470	+3.307	10:20:12.076
4	1:05.349	+1.186	10:21:17.425
5	1:04.845	+0.682	10:22:22.270
6	1:04.163		10:23:26.433
7	1:04.590	+0.427	10:24:31.023
<b>(25) Graham Moore</b>			
1	1:11.561	+7.167	10:16:19.990
2	1:04.416	+0.022	10:17:24.406
3	1:04.394		10:18:28.800
<b>(50) Richard Morgan</b>			
1	1:18.149	+13.319	10:16:52.385
2	1:07.526	+2.696	10:17:59.911
3	1:06.582	+1.752	10:19:06.493
4	1:05.902	+1.072	10:20:12.395
5	1:05.914	+1.084	10:21:18.309
6	1:05.798	+0.968	10:22:24.107
7	1:05.019	+0.189	10:23:29.126
8	1:04.830		10:24:33.956
9	1:08.519	+3.689	10:25:42.475
<b>(917) Ethan Campbell</b>			
1	1:33.524	+27.804	10:17:01.259
2	1:06.652	+0.932	10:18:07.911
3	1:06.477	+0.757	10:19:14.388
4	1:05.720		10:20:20.108
5	1:07.433	+1.713	10:21:27.541
6	1:05.783	+0.063	10:22:33.324
7	1:06.101	+0.381	10:23:39.425
8	1:06.718	+0.998	10:24:46.143
9	1:06.018	+0.298	10:25:52.161
<b>(303) Brian Crawford</b>			
1	1:26.073	+16.799	10:17:06.556
2	1:10.095	+0.821	10:18:16.651
3	1:10.446	+1.172	10:19:27.097
4	1:09.274		10:20:36.371
5	1:10.471	+1.197	10:21:46.842

Results provisional until the conclusion of judicial and technical matters

Orbits

Chief Timekeeper: D.Bradfield

Clerk of the Course: Chris Edwards

Live timing available at [timing.rhwright.co.uk](http://timing.rhwright.co.uk)

[www.mylaps.com](http://www.mylaps.com)

Printed: 28/05/2023 11:39:34

Licensed to: R.H.Wright Timing





## 500 MRCI Spring Race Meeting

Roadsports/NI Sevens

Kirkistown 500 MRCI 1.512 miles

Race 1 (R6)

27/05/2023 13:15

Race (12:00 and 1 Laps)

8	31
	15
7	303
	13
6	50
	11
5	44
	9
4	15
	7
3	55
	5
2	120
	3
1	93
	1

37
16
20
14
917
12
25
10
22
8
34
6
56
4
20
2

POLE POSITION

Results provisional until the conclusion of judicial and technical matters

Orbits

Chief Timekeeper: D.Bradfield

Clerk of the Course: Chris Edwards

Live timing available at [timing.rhwright.co.uk](http://timing.rhwright.co.uk)

[www.mylaps.com](http://www.mylaps.com)

Licensed to: R.H.Wright Timing



## 500 MRCI Spring Race Meeting

Sorted on Laps

Roadsports/NI Sevens

Kirkistown 500 MRCI 1.512 miles

Race 1 (R6)

27/05/2023 13:15

Race (12:00 and 1 Laps) started at 13:10:46

Pos	No.	Name	Make	Laps	Total Tm	Best Tm	Best Speed	In Lap	Avg. Speed
<b>NI Sevens</b>									
1	25	Graham Moore	1.0 GMS Honda	13	13:49.078	1:02.428	87.189	11	85.347
2	34	Mark Francis	1.0 Locost Honda	13	14:07.903	1:03.898	85.183	13	83.452
3	44	Richard Francis	1.0 Locost Honda	13	14:08.231	1:03.844	85.255	2	83.420
4	15	Paul Thompson	1.0 Stryker Honda	13	14:13.469	1:04.265	84.696	4	82.908
5	50	Richard Morgan	1.0 Westfield Honda	13	14:14.199	1:03.627	85.546	3	82.837
6	917	Ethan Campbell	1.0 Locost Honda	13	14:35.037	1:05.552	83.034	11	80.864
7	22	Allen Millar	1.0 GMS Honda	13	14:45.358	1:05.522	83.072	7	79.922
<b>Not classified</b>									
DNS	303	Brian Crawford	1.0 Vortex Honda					0	
<b>Roadsports C</b>									
1	93	Steven Larkham	1.3 Radical PR06	14	13:47.552	57.665	94.390	5	92.082
2	20	Jim Larkham	1.3 Radical PR06	14	14:16.066	59.057	92.166	5	89.014
3	120	Mike Ward	1.3 Radical PR06	14	14:43.046	1:01.367	88.696	13	86.295
4	56	John Benson	2.0 Crossle 37S	14	14:44.382	1:01.668	88.263	13	86.164
5	55	Bernard Foley	2.0 Crossle 42S	14	14:50.101	1:02.402	87.225	10	85.611

### Announcements

New Track Record (57.665) for Roadsports C by Steven Larkham.

Margin of Victory	Avg. Speed	Best Lap Tm	Best Speed	Best Lap by
28.514	92.082	57.665	94.390	93 - Steven Larkham

Results provisional until the conclusion of judicial and technical matters

Orbits

Chief Timekeeper: D.Bradfield

Clerk of the Course: Chris Edwards

Live timing available at [timing.rhwright.co.uk](http://timing.rhwright.co.uk)

[www.mylaps.com](http://www.mylaps.com)

Licensed to: R.H.Wright Timing

Printed: 27/05/2023 13:26:48



## 500 MRCI Spring Race Meeting

Roadsports/NI Sevens

Kirkistown 500 MRCI 1.512 miles

Race 1 (R6)

27/05/2023 13:15

Race (12:00 and 1 Laps) started at 13:10:46

Lap	Lap Tm	Diff	Time of Day
<b>(93) Steven Larkham</b>			
1	1:04.125	+6.460	13:11:50.382
2	1:00.270	+2.605	13:12:50.652
3	1:00.153	+2.488	13:13:50.805
4	58.451	+0.786	13:14:49.256
5	57.665		13:15:46.921
6	58.222	+0.557	13:16:45.143
7	58.161	+0.496	13:17:43.304
8	58.427	+0.762	13:18:41.731
9	59.221	+1.566	13:19:40.952
10	58.079	+0.414	13:20:39.031
11	1:00.087	+2.422	13:21:39.118
12	58.349	+0.684	13:22:37.467
13	57.950	+0.285	13:23:35.417
14	58.392	+0.727	13:24:33.809

Lap	Lap Tm	Diff	Time of Day
<b>(20) Jim Larkham</b>			
1	1:03.590	+4.533	13:11:49.995
2	1:00.666	+1.609	13:12:50.661
3	59.913	+0.856	13:13:50.574
4	59.712	+0.655	13:14:50.286
5	59.057		13:15:49.343
6	59.268	+0.211	13:16:48.611
7	59.767	+0.710	13:17:48.378
8	1:00.479	+1.422	13:18:48.857
9	1:01.351	+2.294	13:19:50.208
10	1:04.138	+5.081	13:20:54.346
11	1:00.489	+1.432	13:21:54.835
12	1:02.132	+0.375	13:22:56.967
13	1:02.047	+2.990	13:23:59.014
14	1:03.309	+4.252	13:25:02.323

Lap	Lap Tm	Diff	Time of Day
<b>(120) Mike Ward</b>			
1	1:05.950	+4.583	13:11:53.499
2	1:01.574	+0.207	13:12:55.073
3	1:05.481	+4.114	13:14:00.554
4	1:03.759	+2.392	13:15:04.313
5	1:04.614	+3.247	13:16:08.927
6	1:02.808	+1.441	13:17:11.735
7	1:02.602	+1.235	13:18:14.337
8	1:02.917	+1.550	13:19:17.254
9	1:01.733	+0.366	13:20:18.987
10	1:02.824	+1.457	13:21:21.811
11	1:02.639	+1.272	13:22:24.450
12	1:01.718	+0.351	13:23:26.168
13	1:01.367		13:24:27.535
14	1:01.768	+0.401	13:25:29.303

Lap	Lap Tm	Diff	Time of Day
<b>(56) John Benson</b>			
1	1:05.070	+3.402	13:11:52.285
2	1:02.886	+1.218	13:12:55.171
3	1:06.101	+4.433	13:14:01.272
4	1:03.958	+2.290	13:15:05.230
5	1:03.695	+2.027	13:16:08.925
6	1:03.702	+2.034	13:17:12.627
7	1:02.441	+0.773	13:18:15.068
8	1:03.142	+1.474	13:19:18.210
9	1:02.077	+0.409	13:20:20.287
10	1:02.692	+1.024	13:21:22.979
11	1:02.142	+0.474	13:22:25.121
12	1:02.046	+0.378	13:23:27.167
13	1:01.668		13:24:28.835
14	1:01.804	+0.136	13:25:30.639

Lap	Lap Tm	Diff	Time of Day
<b>(55) Bernard Foley</b>			
1	1:07.871	+5.489	13:11:55.547
2	1:03.218	+0.816	13:12:58.765
3	1:03.830	+1.428	13:14:02.595
4	1:03.924	+1.522	13:15:06.519
5	1:03.367	+0.965	13:16:09.886
6	1:03.362	+0.960	13:17:13.248
7	1:03.206	+0.804	13:18:16.454
8	1:02.805	+0.403	13:19:19.259

Lap	Lap Tm	Diff	Time of Day
<b>(25) Graham Moore</b>			
9	1:02.470	+0.068	13:20:21.729
10	1:02.402		13:21:24.131
11	1:02.517	+0.115	13:22:26.648
12	1:02.895	+0.493	13:23:29.543
13	1:03.479	+1.077	13:24:33.022
14	1:03.336	+0.934	13:25:36.358
<b>(25) Graham Moore</b>			
1	1:05.767	+3.339	13:12:01.098
2	1:04.303	+1.875	13:13:05.401
3	1:03.399	+0.971	13:14:08.800
4	1:02.719	+0.291	13:15:11.519
5	1:03.244	+0.816	13:16:14.763
6	1:02.535	+0.107	13:17:17.298
7	1:02.482	+0.054	13:18:19.780
8	1:02.737	+0.309	13:19:22.517
9	1:02.496	+0.068	13:20:25.013
10	1:02.937	+0.509	13:21:27.950
11	1:02.428		13:22:30.378
12	1:02.448	+0.020	13:23:32.826
13	1:02.509	+0.081	13:24:35.335

Lap	Lap Tm	Diff	Time of Day
<b>(34) Mark Francis</b>			
1	1:06.203	+2.305	13:12:00.072
2	1:04.210	+0.312	13:13:04.282
3	1:04.846	+0.948	13:14:09.128
4	1:04.069	+0.171	13:15:13.197
5	1:04.663	+0.765	13:16:17.860
6	1:04.619	+0.721	13:17:22.479
7	1:05.291	+1.393	13:18:27.770
8	1:04.421	+0.523	13:19:32.191
9	1:04.651	+0.753	13:20:36.842
10	1:05.236	+1.338	13:21:42.078
11	1:04.166	+0.268	13:22:46.244
12	1:04.018	+0.120	13:23:50.262
13	1:03.898		13:24:54.160

Lap	Lap Tm	Diff	Time of Day
<b>(44) Richard Francis</b>			
1	1:05.002	+1.158	13:12:00.500
2	1:03.844		13:13:04.344
3	1:04.634	+0.790	13:14:08.978
4	1:04.095	+0.251	13:15:13.073
5	1:04.649	+0.805	13:16:17.722
6	1:04.762	+0.918	13:17:22.484
7	1:05.008	+1.164	13:18:27.492
8	1:04.618	+0.774	13:19:32.110
9	1:04.743	+0.899	13:20:36.853
10	1:05.314	+1.470	13:21:42.167
11	1:04.461	+0.617	13:22:46.628
12	1:04.003	+0.159	13:23:50.631
13	1:03.857	+0.013	13:24:54.488

Lap	Lap Tm	Diff	Time of Day
<b>(15) Paul Thompson</b>			
1	1:06.595	+2.330	13:12:00.513
2	1:04.484	+0.219	13:13:04.997
3	1:04.346	+0.081	13:14:09.343
4	1:04.265		13:15:13.608
5	1:04.610	+0.345	13:16:18.218
6	1:04.692	+0.427	13:17:22.910
7	1:05.184	+0.919	13:18:28.094
8	1:04.508	+0.243	13:19:32.602
9	1:05.220	+0.955	13:20:37.822
10	1:04.581	+0.316	13:21:42.403
11	1:06.612	+2.347	13:22:49.015
12	1:05.813	+1.548	13:23:54.828
13	1:04.898	+0.633	13:24:59.726

Lap	Lap Tm	Diff	Time of Day
<b>(50) Richard Morgan</b>			
1	1:06.811	+3.184	13:12:02.310
2	1:03.922	+0.295	13:13:06.232
3	1:03.627		13:14:09.859
4	1:04.724	+1.097	13:15:14.583
5	1:04.015	+0.388	13:16:18.598
6	1:04.554	+0.927	13:17:23.152

Lap	Lap Tm	Diff	Time of Day
<b>(917) Ethan Campbell</b>			
7	1:05.169	+1.542	13:18:28.321
8	1:04.358	+0.731	13:19:32.679
9	1:05.543	+1.916	13:20:38.222
10	1:05.706	+2.079	13:21:43.928
11	1:06.703	+3.076	13:22:50.631
12	1:05.617	+1.990	13:23:56.248
13	1:04.208	+0.581	13:25:00.456

Lap	Lap Tm	Diff	Time of Day
<b>(917) Ethan Campbell</b>			
1	1:07.788	+2.236	13:12:04.766
2	1:05.733	+0.181	13:13:10.499
3	1:07.042	+1.490	13:14:17.541
4	1:06.275	+0.723	13:15:23.816
5	1:06.525	+0.973	13:16:30.341
6	1:06.035	+0.483	13:17:36.376
7	1:06.910	+1.358	13:18:43.286
8	1:06.856	+1.304	13:19:50.142
9	1:07.982	+2.430	13:20:58.124
10	1:05.827	+0.275	13:22:03.951
11	1:05.552		13:23:09.503
12	1:05.679	+0.127	13:24:15.182
13	1:06.112	+0.560	13:25:21.294

Lap	Lap Tm	Diff	Time of Day
<b>(22) Allen Millar</b>			
1	1:09.461	+3.939	13:12:03.587
2	1:06.480	+0.958	13:13:10.067
3	1:07.800	+2.278	13:14:17.867
4	1:07.481	+1.959	13:15:25.348
5	1:06.457	+0.935	13:16:31.805
6	1:06.050	+0.528	13:17:37.855
7	1:05.522		13:18:43.377
8	1:07.154	+1.632	13:19:50.531
9	1:08.073	+2.551	13:20:58.604
10	1:05.698	+0.176	13:22:04.302
11	1:06.063	+0.541	13:23:10.365
12	1:08.998	+3.476	13:24:19.363
13	1:12.252	+6.730	13:25:31.615

Results provisional until the conclusion of judicial and technical matters

Orbits

Chief Timekeeper: D.Bradfield

Clerk of the Course: Chris Edwards

Live timing available at [timing.rhwright.co.uk](http://timing.rhwright.co.uk)

[www.mylaps.com](http://www.mylaps.com)

Licensed to: R.H.Wright Timing





## 500 MRCI Spring Race Meeting

Roadsports/NI Sevens

Kirkistown 500 MRCI 1.512 miles

Race 2 (R16)

27/05/2023 17:50

Race (12:00 and 1 Laps)

8	31	37
	15	16
7	303	20
	13	14
6	50	917
	11	12
5	44	22
	9	10
4	15	25
	7	8
3	55	34
	5	6
2	120	56
	3	4
1	20	93
	1	2

POLE POSITION

Results provisional until the conclusion of judicial and technical matters

Orbits

Chief Timekeeper: D.Bradfield

Clerk of the Course: Chris Edwards

Live timing available at [timing.rhwright.co.uk](http://timing.rhwright.co.uk)

[www.mylaps.com](http://www.mylaps.com)

Licensed to: R.H.Wright Timing

Printed: 27/05/2023 10:29:59





# R.H.Wright Timing

## 500 MRCI Spring Race Meeting

Sorted on Laps

Roadsports/NI Sevens

Kirkistown 500 MRCI 1.512 miles

Race 2 (R16)

27/05/2023 17:50

Race (12:00 and 1 Laps) started at 17:20:44

Pos	No.	Name	Make	Laps	Total Tm	Best Tm	Best Speed	In Lap	Avg. Speed
<b>NI Sevens</b>									
1	25	Graham Moore	1.0 GMS Honda	13	13:40.890	1:02.141	87.591	9	86.198
2	34	Mark Francis	1.0 Locost Honda	13	14:07.269	1:04.246	84.722	5	83.515
3	15	Paul Thompson	1.0 Stryker Honda	13	14:12.003	1:04.198	84.785	5	83.050
4	917	Ethan Campbell	1.0 Locost Honda	12	13:20.110	1:05.191	83.493	7	81.634
5	44	Richard Francis	1.0 Locost Honda	12	13:21.752	1:03.710	85.434	2	81.467
<b>Not classified</b>									
DNF	50	Richard Morgan	1.0 Westfield Honda	4	4:34.060	1:05.496	83.105	3	79.443
DNS	22	Allen Millar	1.0 GMS Honda				-	0	-
DNS	303	Brian Crawford	1.0 Vortex Honda				-	0	-
<b>Roadsports C</b>									
1	93	Steven Larkham	1.3 Radical PR06	13	13:09.233	58.343	93.293	3	89.656
2	120	Mike Ward	1.3 Radical PR06	13	13:37.068	1:01.425	88.612	13	86.601
3	56	John Benson	2.0 Crossle 37S	13	13:39.849	1:02.292	87.379	13	86.308
4	55	Bernard Foley	2.0 Crossle 42S	13	13:55.241	1:02.952	86.463	12	84.717
<b>Not classified</b>									
DNF	20	Jim Larkham	1.3 Radical PR06	8	8:01.036	59.008	92.242	3	90.522

### Announcements

New Track Record (1:02.141) for NI Sevens by Graham Moore.  
Penalty - Car 15 +5s - Exceeding Track Limits (Q12.21.2b)

Margin of Victory	Avg. Speed	Best Lap Tm	Best Speed	Best Lap by
27.835	89.656	58.343	93.293	93 - Steven Larkham

Results provisional until the conclusion of judicial and technical matters

Orbits

Chief Timekeeper: D.Bradfield

Clerk of the Course: Chris Edwards

Live timing available at [timing.rhwright.co.uk](http://timing.rhwright.co.uk)

[www.mylaps.com](http://www.mylaps.com)

Licensed to: R.H.Wright Timing

Printed: 27/05/2023 17:35:48



## 500 MRCI Spring Race Meeting


Roadsports/NI Sevens

Kirkistown 500 MRCI 1.512 miles

Race 2 (R16)

27/05/2023 17:50

Race (12:00 and 1 Laps) started at 17:20:44



Lap	Lap Tm	Diff	Time of Day	Lap	Lap Tm	Diff	Time of Day	Lap	Lap Tm	Diff	Time of Day
<b>(93) Steven Larkham</b>				13	1:03.564	+0.612	17:34:40.171	4	1:06.432	+0.936	17:25:18.990
1	1:04.172	+5.829	17:21:49.102	<b>(34) Mark Francis</b>				1	1:06.810	+2.564	17:21:56.794
2	59.370	+1.027	17:22:48.472	2	1:04.475	+0.229	17:23:01.269	2	1:04.609	+0.411	17:23:01.155
3	58.343		17:23:46.815	3	1:04.599	+0.353	17:24:05.868	3	1:04.330	+0.132	17:24:05.485
4	59.667	+1.324	17:24:46.482	4	1:04.569	+0.323	17:25:10.437	4	1:04.525	+0.327	17:25:10.010
5	59.222	+0.879	17:25:45.704	5	1:04.246		17:26:14.683	5	1:04.198		17:26:14.208
6	59.453	+1.110	17:26:45.157	6	1:04.802	+0.556	17:27:19.485	6	1:04.578	+0.380	17:27:18.786
7	1:01.495	+3.152	17:27:46.652	7	1:04.332	+0.086	17:28:23.817	7	1:04.476	+0.278	17:28:23.262
8	59.654	+1.311	17:28:46.306	8	1:04.869	+0.623	17:29:28.686	8	1:04.807	+0.609	17:29:28.069
9	1:00.504	+2.161	17:29:46.810	9	1:05.258	+1.012	17:30:33.944	9	1:05.188	+0.990	17:30:33.257
10	1:00.918	+2.575	17:30:47.728	10	1:04.691	+0.445	17:31:38.635	10	1:04.533	+0.335	17:31:37.790
11	59.955	+1.612	17:31:47.683	11	1:04.466	+0.220	17:32:43.101	11	1:04.626	+0.428	17:32:42.416
12	1:01.413	+3.070	17:32:49.096	12	1:04.522	+0.276	17:33:47.623	12	1:04.528	+0.330	17:33:46.944
13	1:05.067	+6.724	17:33:54.163	13	1:04.576	+0.330	17:34:52.199	13	1:04.989	+0.791	17:34:51.933
<b>(120) Mike Ward</b>				<b>(15) Paul Thompson</b>				1	1:06.529	+2.331	17:21:56.546
1	1:05.436	+4.011	17:21:50.971	2	1:04.609	+0.411	17:23:01.155	2	1:04.609	+0.411	17:23:01.155
2	1:01.820	+0.395	17:22:52.791	3	1:04.330	+0.132	17:24:05.485	3	1:04.330	+0.132	17:24:05.485
3	1:02.795	+1.370	17:23:55.586	4	1:04.525	+0.327	17:25:10.010	4	1:04.525	+0.327	17:25:10.010
4	1:02.960	+1.535	17:24:58.546	5	1:04.198		17:26:14.208	5	1:04.198		17:26:14.208
5	1:02.279	+0.854	17:26:00.825	6	1:04.578	+0.380	17:27:18.786	6	1:04.578	+0.380	17:27:18.786
6	1:03.220	+1.795	17:27:04.045	7	1:04.476	+0.278	17:28:23.262	7	1:04.476	+0.278	17:28:23.262
7	1:02.457	+1.032	17:28:06.502	8	1:04.807	+0.609	17:29:28.069	8	1:04.807	+0.609	17:29:28.069
8	1:02.446	+1.021	17:29:08.948	9	1:05.188	+0.990	17:30:33.257	9	1:05.188	+0.990	17:30:33.257
9	1:03.849	+2.424	17:30:12.797	10	1:04.533	+0.335	17:31:37.790	10	1:04.533	+0.335	17:31:37.790
10	1:02.866	+1.441	17:31:15.663	11	1:04.626	+0.428	17:32:42.416	11	1:04.626	+0.428	17:32:42.416
11	1:02.440	+1.015	17:32:18.103	12	1:04.528	+0.330	17:33:46.944	12	1:04.528	+0.330	17:33:46.944
12	1:02.470	+1.045	17:33:20.573	13	1:04.989	+0.791	17:34:51.933	13	1:04.989	+0.791	17:34:51.933
13	1:01.425		17:34:21.998	<b>(917) Ethan Campbell</b>				1	1:06.724	+3.533	17:22:00.589
<b>(56) John Benson</b>				2	1:06.132	+0.941	17:23:06.721	2	1:06.132	+0.941	17:23:06.721
1	1:06.724	+4.432	17:21:52.586	3	1:05.838	+0.647	17:24:12.559	3	1:05.838	+0.647	17:24:12.559
2	1:02.358	+0.066	17:22:54.944	4	1:06.100	+0.909	17:25:18.659	4	1:06.100	+0.909	17:25:18.659
3	1:02.753	+0.461	17:23:57.697	5	1:05.371	+0.180	17:26:24.030	5	1:05.371	+0.180	17:26:24.030
4	1:03.193	+0.901	17:25:00.890	6	1:05.728	+0.537	17:27:29.758	6	1:05.728	+0.537	17:27:29.758
5	1:02.551	+0.259	17:26:03.441	7	1:05.191		17:28:34.949	7	1:05.191		17:28:34.949
6	1:02.906	+0.614	17:27:06.347	8	1:05.657	+0.466	17:29:40.606	8	1:05.657	+0.466	17:29:40.606
7	1:02.546	+0.254	17:28:08.893	9	1:06.070	+0.879	17:30:46.676	9	1:06.070	+0.879	17:30:46.676
8	1:02.511	+0.219	17:29:11.404	10	1:06.285	+1.094	17:31:52.961	10	1:06.285	+1.094	17:31:52.961
9	1:03.146	+0.854	17:30:14.550	11	1:06.804	+1.613	17:32:59.765	11	1:06.804	+1.613	17:32:59.765
10	1:02.420	+0.128	17:31:16.970	12	1:05.275	+0.084	17:34:05.040	12	1:05.275	+0.084	17:34:05.040
11	1:03.129	+0.837	17:32:20.099	<b>(44) Richard Francis</b>				1	1:06.333	+2.623	17:21:56.794
12	1:02.388	+0.096	17:33:22.487	2	1:03.710		17:23:00.504	2	1:03.710		17:23:00.504
13	1:02.292		17:34:24.779	3	1:05.034	+1.324	17:24:05.538	3	1:05.034	+1.324	17:24:05.538
<b>(25) Graham Moore</b>				4	1:04.763	+1.053	17:25:10.301	4	1:04.763	+1.053	17:25:10.301
1	1:04.911	+2.770	17:21:55.548	5	1:04.245	+0.535	17:26:14.546	5	1:04.245	+0.535	17:26:14.546
2	1:02.597	+0.456	17:22:58.145	6	1:04.580	+0.870	17:27:19.126	6	1:04.580	+0.870	17:27:19.126
3	1:02.848	+0.707	17:24:00.993	7	1:05.111	+1.401	17:28:24.237	7	1:05.111	+1.401	17:28:24.237
4	1:02.176	+0.035	17:25:03.169	8	1:08.662	+4.952	17:29:32.899	8	1:08.662	+4.952	17:29:32.899
5	1:02.159	+0.018	17:26:05.328	9	1:11.781	+8.071	17:30:44.680	9	1:11.781	+8.071	17:30:44.680
6	1:02.897	+0.756	17:27:08.225	10	1:08.204	+4.494	17:31:52.884	10	1:08.204	+4.494	17:31:52.884
7	1:02.698	+0.557	17:28:10.923	11	1:08.338	+4.628	17:33:01.222	11	1:08.338	+4.628	17:33:01.222
8	1:02.408	+0.267	17:29:13.331	12	1:05.460	+1.750	17:34:06.682	12	1:05.460	+1.750	17:34:06.682
9	1:02.141		17:30:15.472	<b>(20) Jim Larkham</b>				1	1:02.730	+3.722	17:21:47.786
10	1:02.763	+0.622	17:31:18.235	2	59.477	+0.469	17:22:47.263	2	59.477	+0.469	17:22:47.263
11	1:02.696	+0.555	17:32:20.931	3	59.008		17:23:46.271	3	59.008		17:23:46.271
12	1:02.643	+0.502	17:33:23.574	4	59.725	+0.717	17:24:45.996	4	59.725	+0.717	17:24:45.996
13	1:02.246	+0.105	17:34:25.820	5	59.392	+0.384	17:25:45.388	5	59.392	+0.384	17:25:45.388
<b>(55) Bernard Foley</b>				6	59.756	+0.748	17:26:45.144	6	59.756	+0.748	17:26:45.144
1	1:08.202	+5.250	17:21:54.261	7	1:01.114	+2.106	17:27:46.258	7	1:01.114	+2.106	17:27:46.258
2	1:04.002	+1.050	17:22:58.263	8	59.708	+0.700	17:28:45.966	8	59.708	+0.700	17:28:45.966
3	1:04.533	+1.581	17:24:02.796	<b>(50) Richard Morgan</b>				1	1:08.755	+3.259	17:21:59.781
4	1:03.428	+0.476	17:25:06.224	2	1:07.281	+1.785	17:23:07.062	2	1:07.281	+1.785	17:23:07.062
5	1:03.692	+0.740	17:26:09.916	3	1:05.496		17:24:12.558	3	1:05.496		17:24:12.558
6	1:03.385	+0.433	17:27:13.301	<b>Results provisional until the conclusion of judicial and technical matters</b>				<b>Orbits</b>			
7	1:03.320	+0.368	17:28:16.621	<b>Chief Timekeeper: D.Bradfield</b>				<b>Clerk of the Course: Chris Edwards</b>			
8	1:04.474	+1.522	17:29:21.095	<b>Live timing available at <a href="http://timing.rhwright.co.uk">timing.rhwright.co.uk</a></b>							
9	1:04.255	+1.303	17:30:25.350	<b>Printed: 28/05/2023 11:40:10</b>				<b>www.mylaps.com</b>			
10	1:04.632	+1.680	17:31:29.982					<b>Licensed to: R.H.Wright Timing</b>			
11	1:03.673	+0.721	17:32:33.655								
12	1:02.952		17:33:36.607								



# R.H.Wright Timing

## 500 MRCI Spring Race Meeting

Sorted on best lap time

SMRC Fiesta ST/Fiesta

Kirkistown 500 MRCI 1.512 miles

Qualifying (Q1)

27/05/2023 08:45

Qualifying started at 9:04:49

Pos	No.	Name	Make	Best Tm	Diff	In Lap	Best Speed	2nd Best	2nd Lap
<b>Fiesta ST</b>									
1	24	Steven Gray	2.0 Ford Fiesta ST	<b>1:10.737</b>		5	76.947	1:10.744	3
2	31	Broddy Orr	2.0 Ford Fiesta ST	<b>1:10.960</b>	0.223	2	76.705	1:11.076	6
3	147	Gerry Hendry	2.0 Ford Fiesta ST	<b>1:10.998</b>	0.261	7	76.664	1:11.048	4
4	68	Aran Ward	2.0 Ford Fiesta ST	<b>1:11.211</b>	0.474	2	76.435	1:11.975	4
5	52	David Colville	2.0 Ford Fiesta ST	<b>1:11.388</b>	0.651	5	76.246	1:11.653	7
6	35	Andrew Mackie	2.0 Ford Fiesta ST	<b>1:11.935</b>	1.198	2	75.666	1:12.226	7
7	5	Lorn Murray	2.0 Ford Fiesta ST	<b>1:12.415</b>	1.678	2	75.164	1:12.958	7
8	61	Peter Cruickshank	2.0 Ford Fiesta ST	<b>1:12.705</b>	1.968	7	74.864	1:12.980	5
9	23	Lucy Maver	2.0 Ford Fiesta ST	<b>1:13.073</b>	2.336	5	74.487	1:13.694	4
10	30	Michael Gordon	2.0 Ford Fiesta ST	<b>1:13.204</b>	2.467	2	74.354	1:13.622	5
11	83	Sophie Kinghorn	2.0 Ford Fiesta ST	<b>1:13.309</b>	2.572	7	74.248	1:13.437	3
12	7	Stuart Murray	2.0 Ford Fiesta ST	<b>1:13.371</b>	2.634	6	74.185	1:13.502	5
<b>Ford Fiesta</b>									
1	49	Michael Graham	1.2 Ford Fiesta	<b>1:17.254</b>		7	70.456	1:17.447	5
2	21	Megan Campbell	1.2 Ford Fiesta	<b>1:17.849</b>	0.595	6	69.918	1:17.949	3
3	8	Michael Mulholland	1.2 Ford Fiesta	<b>1:21.264</b>	4.010	4	66.979	1:21.522	3
4	63	Andrew Graham	1.2 Ford Fiesta	<b>1:22.265</b>	5.011	6	66.164	1:22.930	4
5	26	Grace McCallion	1.2 Ford Fiesta	<b>1:25.045</b>	7.791	6	64.002	1:25.675	4
<b>Not classified</b>									
DNS	1	Derek Graham	1.2 Ford Fiesta			0	-		0

### Announcements

Car 7 – Please fit a working transponder as per MSUK Reg Q12.8.1

Results provisional until the conclusion of judicial and technical matters

Orbits

Chief Timekeeper: D.Bradfield

Clerk of the Course: Chris Edwards

Live timing available at [timing.rhwright.co.uk](http://timing.rhwright.co.uk)

[www.mylaps.com](http://www.mylaps.com)

Licensed to: R.H.Wright Timing

Printed: 27/05/2023 09:42:13



## 500 MRCI Spring Race Meeting


SMRC Fiesta ST/Fiesta

Kirkistown 500 MRCI 1.512 miles

Qualifying (Q1)

27/05/2023 08:45

Qualifying started at 9:04:49



Lap	Lap Tm	Diff	Time of Day
<b>(24) Steven Gray</b>			
1	1:18.806	+8.069	9:07:58.302
2	1:16.802	+6.065	9:09:15.104
3	1:10.744	+0.007	9:10:25.848
4	1:20.354	+9.617	9:11:46.202
5	1:10.737		9:12:56.939
6	1:31.782	+21.045	9:14:28.721
7	1:13.920	+3.183	9:15:42.641
<b>(31) Broddy Orr</b>			
1	1:11.635	+0.675	9:07:35.644
2	1:10.960		9:08:46.604
3	1:11.294	+0.334	9:09:57.898
4	1:11.834	+0.874	9:11:09.732
5	1:11.860	+0.900	9:12:21.592
6	1:11.076	+0.116	9:13:32.668
7	1:11.243	+0.283	9:14:43.911
<b>(147) Gerry Hendry</b>			
1	1:19.180	+8.182	9:07:42.386
2	1:12.248	+1.250	9:08:54.634
3	1:19.786	+8.788	9:10:14.420
4	1:11.048	+0.050	9:11:25.468
5	1:26.333	+15.335	9:12:51.801
6	1:27.940	+16.942	9:14:19.741
7	1:10.998		9:15:30.739
<b>(68) Aran Ward</b>			
1	1:13.482	+2.271	9:07:54.294
2	1:11.211		9:09:05.505
3	1:12.839	+1.628	9:10:18.344
4	1:11.975	+0.764	9:11:30.319
5	1:12.975	+1.764	9:12:43.294
6	1:12.597	+1.386	9:13:55.891
7	1:12.337	+1.126	9:15:08.228
<b>(52) David Colville</b>			
1	1:13.016	+1.628	9:07:53.129
2	1:11.747	+0.359	9:09:04.876
3	1:11.786	+0.398	9:10:16.662
4	1:11.820	+0.432	9:11:28.482
5	1:11.388		9:12:39.870
6	1:12.520	+1.132	9:13:52.390
7	1:11.653	+0.265	9:15:04.043
<b>(35) Andrew Mackie</b>			
1	1:12.574	+0.639	9:07:44.133
2	1:11.935		9:08:56.068
3	1:12.866	+0.931	9:10:08.934
4	1:13.177	+1.242	9:11:22.111
5	1:12.466	+0.531	9:12:34.577
6	1:12.494	+0.559	9:13:47.071
7	1:12.226	+0.291	9:14:59.297
<b>(5) Lorn Murray</b>			
1	1:19.360	+6.945	9:07:55.583
2	1:12.415		9:09:07.998
3	1:16.642	+4.227	9:10:24.640
4	1:13.294	+0.879	9:11:37.934
5	1:18.231	+5.816	9:12:56.165
6	1:13.252	+0.837	9:14:09.417
7	1:12.958	+0.543	9:15:22.375
<b>(61) Peter Cruickshank</b>			
1	1:13.589	+0.884	9:07:38.718
2	1:13.147	+0.442	9:08:51.865
3	1:16.087	+3.382	9:10:07.952
4	1:16.341	+3.636	9:11:24.293
5	1:12.980	+0.275	9:12:37.273
6	1:13.587	+0.882	9:13:50.860
7	1:12.705		9:15:03.565
<b>(23) Lucy Maver</b>			

Lap	Lap Tm	Diff	Time of Day
1	1:16.330	+3.257	9:07:48.399
2	1:14.979	+1.906	9:09:03.378
3	1:15.609	+2.536	9:10:18.987
4	1:13.694	+0.621	9:11:32.681
5	1:13.073		9:12:45.754
6	1:14.328	+1.255	9:14:00.082
7	1:15.417	+2.344	9:15:15.499
<b>(30) Michael Gordon</b>			
1	1:19.921	+6.717	9:07:52.372
2	1:13.204		9:09:05.576
3	1:14.218	+1.014	9:10:19.794
4	1:14.041	+0.837	9:11:33.835
5	1:13.622	+0.418	9:12:47.457
6	1:13.803	+0.599	9:14:01.260
7	1:13.905	+0.701	9:15:15.165
<b>(83) Sophie Kinghom</b>			
1	1:16.351	+3.042	9:07:49.162
2	1:13.506	+0.197	9:09:02.668
3	1:13.437	+0.128	9:10:16.105
4	1:14.055	+0.746	9:11:30.160
5	1:14.834	+1.525	9:12:44.994
6	1:14.232	+0.923	9:13:59.226
7	1:13.309		9:15:12.535
<b>(7) Stuart Murray</b>			
1	1:16.204	+2.833	9:08:51.626
2	1:14.605	+1.234	9:10:06.231
3	1:14.630	+1.259	9:11:20.861
4	1:14.633	+1.262	9:12:35.494
5	1:13.502	+0.131	9:13:48.996
6	1:13.371		9:15:02.367
<b>(49) Michael Graham</b>			
1	1:17.910	+0.656	9:07:41.013
2	1:18.193	+0.939	9:08:59.206
3	1:17.574	+0.320	9:10:16.780
4	1:23.361	+6.107	9:11:40.141
5	1:17.447	+0.193	9:12:57.588
6	1:17.744	+0.490	9:14:15.332
7	1:17.254		9:15:32.586
<b>(21) Megan Campbell</b>			
1	1:18.672	+0.823	9:08:14.450
2	1:18.200	+0.351	9:09:32.650
3	1:17.949	+0.100	9:10:50.599
4	1:18.273	+0.424	9:12:08.872
5	1:18.171	+0.322	9:13:27.043
6	1:17.849		9:14:44.892
<b>(8) Michael Mulholland</b>			
1	1:22.402	+1.138	9:08:17.303
2	1:21.854	+0.590	9:09:39.157
3	1:21.522	+0.258	9:11:00.679
4	1:21.264		9:12:21.943
5	1:21.734	+0.470	9:13:43.677
6	1:23.112	+1.848	9:15:06.789
<b>(63) Andrew Graham</b>			
1	1:24.627	+2.362	9:08:22.978
2	1:23.536	+1.271	9:09:46.514
3	1:24.848	+2.583	9:11:11.362
4	1:22.930	+0.665	9:12:34.292
5	1:27.291	+5.026	9:14:01.583
6	1:22.265		9:15:23.848
<b>(26) Grace McCallion</b>			
1	1:29.096	+4.051	9:08:37.993
2	1:27.085	+2.040	9:10:05.078
3	1:28.191	+3.146	9:11:33.269
4	1:25.675	+0.630	9:12:58.944
5	1:27.721	+2.676	9:14:26.665
6	1:25.045		9:15:51.710

Results provisional until the conclusion of judicial and technical matters

Orbits

Chief Timekeeper: D.Bradfield

Clerk of the Course: Chris Edwards

Live timing available at [timing.rhwright.co.uk](http://timing.rhwright.co.uk)

[www.mylaps.com](http://www.mylaps.com)

Printed: 28/05/2023 11:40:23

Licensed to: R.H.Wright Timing





## 500 MRCI Spring Race Meeting

SMRC Fiesta ST/Fiesta

Kirkistown 500 MRCI 1.512 miles

Race 1 (R1)

27/05/2023 11:00

Race (12:00 and 1 Laps)

11	26	1
	21	22
10	8	63
	19	20
9	49	21
	17	18
8		16
	15	
7		14
	13	7
6	83	
	11	12
5	23	30
	9	10
4	5	61
	7	8
3	52	35
	5	6
2	147	68
	3	4
1	24	31
	1	2

POLE POSITION

Results provisional until the conclusion of judicial and technical matters

Orbits

Chief Timekeeper: D.Bradfield

Clerk of the Course: Chris Edwards

Live timing available at [timing.rhwright.co.uk](http://timing.rhwright.co.uk)

[www.mylaps.com](http://www.mylaps.com)

Licensed to: R.H.Wright Timing

Printed: 27/05/2023 09:21:27



## 500 MRCI Spring Race Meeting

Sorted on Laps

SMRC Fiesta ST/Fiesta

Kirkistown 500 MRCI 1.512 miles

Race 1 (R1)

27/05/2023 11:00

Race (12:00 and 1 Laps) started at 10:50:13

Pos	No.	Name	Make	Laps	Total Tm	Best Tm	Best Speed	In Lap	Avg. Speed
<b>Fiesta ST</b>									
1	24	Steven Gray	2.0 Ford Fiesta ST	11	13:15.557	1:11.400	76.233	6	75.259
2	147	Gerry Hendry	2.0 Ford Fiesta ST	11	13:16.183	1:11.088	76.567	3	75.200
3	31	Broddy Orr	2.0 Ford Fiesta ST	11	13:16.902	1:11.024	76.636	3	75.132
4	52	David Colville	2.0 Ford Fiesta ST	11	13:22.293	1:11.603	76.017	10	74.628
5	68	Aran Ward	2.0 Ford Fiesta ST	11	13:24.015	1:11.405	76.227	4	74.468
6	35	Andrew Mackie	2.0 Ford Fiesta ST	11	13:28.110	1:12.093	75.500	5	74.090
7	61	Peter Cruickshank	2.0 Ford Fiesta ST	11	13:35.508	1:12.477	75.100	2	73.418
8	23	Lucy Maver	2.0 Ford Fiesta ST	11	13:37.056	1:12.688	74.882	3	73.279
9	83	Sophie Kinghorn	2.0 Ford Fiesta ST	11	13:39.436	1:12.559	75.015	7	73.066
10	7	Stuart Murray	2.0 Ford Fiesta ST	11	13:45.572	1:12.714	74.855	5	72.523
11	30	Michael Gordon	2.0 Ford Fiesta ST	11	13:47.843	1:13.626	73.928	2	72.324
12	5	Lorn Murray	2.0 Ford Fiesta ST	11	13:53.867	1:12.577	74.996	3	71.802
<b>Ford Fiesta</b>									
1	21	Megan Campbell	1.2 Ford Fiesta	11	14:31.460	1:17.195	70.510	8	68.704
2	49	Michael Graham	1.2 Ford Fiesta	11	14:31.477	1:17.407	70.317	8	68.703
3	8	Michael Mulholland	1.2 Ford Fiesta	10	13:45.431	1:20.115	67.940	9	65.942
4	63	Andrew Graham	1.2 Ford Fiesta	10	14:02.216	1:22.275	66.156	10	64.627
5	26	Grace McCallion	1.2 Ford Fiesta	9	13:20.559	1:24.410	64.483	6	61.191
<b>Not classified</b>									
DNS	1	Derek Graham	1.2 Ford Fiesta					0	-

Margin of Victory

Avg. Speed

Best Lap Tm

Best Speed

Best Lap by

0.626

75.259

1:11.024

76.636

31 - Broddy Orr

Results provisional until the conclusion of judicial and technical matters

Orbits

Chief Timekeeper: D.Bradfield

Clerk of the Course: Chris Edwards

Live timing available at [timing.rhwright.co.uk](http://timing.rhwright.co.uk)

[www.mylaps.com](http://www.mylaps.com)

Printed: 27/05/2023 11:05:35

Licensed to: R.H.Wright Timing



## 500 MRCI Spring Race Meeting

SMRC Fiesta ST/Fiesta

Kirkistown 500 MRCI 1.512 miles

Race 1 (R1)

27/05/2023 11:00

Race (12:00 and 1 Laps) started at 10:50:13

Lap	Lap Tm	Diff	Time of Day
<b>(24) Steven Gray</b>			
1	1:16.964	+5.564	10:51:32.832
2	1:11.658	+0.258	10:52:44.490
3	1:11.490	+0.090	10:53:55.980
4	1:11.559	+0.159	10:55:07.539
5	1:12.442	+1.042	10:56:19.981
6	1:11.400		10:57:31.381
7	1:11.516	+0.116	10:58:42.897
8	1:11.601	+0.201	10:59:54.498
9	1:11.692	+0.292	11:01:06.190
10	1:11.628	+0.228	11:02:17.818
11	1:11.691	+0.291	11:03:29.509
<b>(147) Gerry Hendry</b>			
1	1:17.367	+6.279	10:51:34.305
2	1:12.631	+1.543	10:52:46.936
3	1:11.088		10:53:58.024
4	1:11.192	+0.104	10:55:09.216
5	1:11.319	+0.231	10:56:20.535
6	1:12.146	+1.058	10:57:32.681
7	1:11.446	+0.358	10:58:44.127
8	1:11.357	+0.269	10:59:55.484
9	1:11.525	+0.437	11:01:07.009
10	1:11.598	+0.510	11:02:18.607
11	1:11.528	+0.440	11:03:30.135
<b>(31) Broddy Orr</b>			
1	1:17.929	+6.905	10:51:34.200
2	1:11.207	+0.183	10:52:45.407
3	1:11.024		10:53:56.431
4	1:11.381	+0.357	10:55:07.812
5	1:12.395	+1.371	10:56:20.207
6	1:12.044	+1.020	10:57:32.251
7	1:11.319	+0.295	10:58:43.570
8	1:11.474	+0.450	10:59:55.044
9	1:11.654	+0.630	11:01:06.698
10	1:12.432	+1.408	11:02:19.130
11	1:11.724	+0.700	11:03:30.854
<b>(52) David Colville</b>			
1	1:17.198	+5.595	10:51:34.821
2	1:12.888	+1.285	10:52:47.709
3	1:13.662	+2.059	10:54:01.371
4	1:11.900	+0.297	10:55:13.271
5	1:11.892	+0.289	10:56:25.163
6	1:11.852	+0.249	10:57:37.015
7	1:11.956	+0.353	10:58:48.971
8	1:11.749	+0.146	11:00:00.720
9	1:11.674	+0.071	11:01:12.394
10	1:11.603		11:02:23.997
11	1:12.248	+0.645	11:03:36.245
<b>(68) Aran Ward</b>			
1	1:17.695	+6.290	10:51:34.458
2	1:12.695	+1.290	10:52:47.153
3	1:11.632	+0.227	10:53:58.785
4	1:11.405		10:55:10.190
5	1:11.696	+0.291	10:56:21.886
6	1:12.085	+0.680	10:57:33.971
7	1:12.049	+0.644	10:58:46.020
8	1:11.823	+0.418	10:59:57.843
9	1:15.832	+4.427	11:01:13.675
10	1:11.986	+0.581	11:02:25.661
11	1:12.306	+0.901	11:03:37.967
<b>(35) Andrew Mackie</b>			
1	1:18.137	+6.044	10:51:36.079
2	1:13.046	+0.953	10:52:49.125
3	1:12.210	+0.117	10:54:01.335
4	1:13.558	+1.465	10:55:14.893
5	1:12.093		10:56:26.986
6	1:12.112	+0.019	10:57:39.098
7	1:12.222	+0.129	10:58:51.320

Lap	Lap Tm	Diff	Time of Day
8	1:12.561	+0.468	11:00:03.881
9	1:12.570	+0.477	11:01:16.451
10	1:12.680	+0.587	11:02:29.131
11	1:12.931	+0.838	11:03:42.062
<b>(61) Peter Cruickshank</b>			
1	1:18.794	+6.317	10:51:37.187
2	1:12.477		10:52:49.664
3	1:13.201	+0.724	10:54:02.865
4	1:12.814	+0.337	10:55:15.679
5	1:13.104	+0.627	10:56:28.783
6	1:13.739	+1.262	10:57:42.522
7	1:12.890	+0.413	10:58:55.412
8	1:13.017	+0.540	11:00:08.429
9	1:13.370	+0.893	11:01:21.799
10	1:14.157	+1.680	11:02:35.956
11	1:13.504	+1.027	11:03:49.460
<b>(23) Lucy Maver</b>			
1	1:20.592	+7.904	10:51:39.565
2	1:13.148	+0.460	10:52:52.713
3	1:12.688		10:54:05.401
4	1:13.589	+0.901	10:55:18.990
5	1:12.728	+0.040	10:56:31.718
6	1:13.675	+0.987	10:57:45.393
7	1:13.065	+0.377	10:58:58.458
8	1:12.882	+0.194	11:00:11.340
9	1:13.276	+0.588	11:01:24.616
10	1:12.976	+0.288	11:02:37.592
11	1:13.416	+0.728	11:03:51.008
<b>(83) Sophie Kinghom</b>			
1	1:18.256	+5.697	10:51:37.646
2	1:12.763	+0.204	10:52:50.409
3	1:13.343	+0.784	10:54:03.752
4	1:16.678	+4.119	10:55:20.430
5	1:13.099	+0.540	10:56:33.529
6	1:15.262	+2.703	10:57:48.791
7	1:12.559		10:59:01.350
8	1:13.004	+0.445	11:00:14.354
9	1:12.597	+0.038	11:01:26.951
10	1:13.006	+0.447	11:02:39.957
11	1:13.431	+0.872	11:03:53.388
<b>(7) Stuart Murray</b>			
1	1:18.321	+5.607	10:51:37.864
2	1:13.070	+0.356	10:52:50.934
3	1:13.294	+0.580	10:54:04.228
4	1:14.007	+1.293	10:55:18.235
5	1:12.714		10:56:30.949
6	1:13.486	+0.772	10:57:44.435
7	1:19.156	+6.442	10:59:03.591
8	1:13.135	+0.421	11:00:16.726
9	1:13.127	+0.413	11:01:29.853
10	1:16.013	+3.299	11:02:45.866
11	1:13.658	+0.944	11:03:59.524
<b>(30) Michael Gordon</b>			
1	1:20.521	+6.895	10:51:40.179
2	1:13.626		10:52:53.805
3	1:13.950	+0.324	10:54:07.755
4	1:13.902	+0.276	10:55:21.657
5	1:13.883	+0.257	10:56:35.540
6	1:14.669	+1.043	10:57:50.209
7	1:14.555	+0.929	10:59:04.764
8	1:14.127	+0.501	11:00:18.891
9	1:14.522	+0.896	11:01:33.413
10	1:14.715	+1.089	11:02:48.128
11	1:13.667	+0.041	11:04:01.795
<b>(5) Lorn Murray</b>			
1	1:17.491	+4.914	10:51:35.616
2	1:16.164	+3.587	10:52:51.780
3	1:12.577		10:54:04.357

Lap	Lap Tm	Diff	Time of Day
4	1:18.533	+5.956	10:55:22.890
5	1:20.479	+7.902	10:56:43.369
6	1:15.209	+2.632	10:57:58.578
7	1:14.842	+2.265	10:59:13.420
8	1:13.379	+0.802	11:00:26.799
9	1:13.754	+1.177	11:01:40.553
10	1:13.554	+0.977	11:02:54.107
11	1:13.712	+1.135	11:04:07.819
<b>(21) Megan Campbell</b>			
1	1:23.774	+6.579	10:51:44.336
2	1:18.594	+1.399	10:53:02.930
3	1:18.336	+1.141	10:54:21.266
4	1:18.428	+1.233	10:55:39.694
5	1:17.964	+0.769	10:56:57.658
6	1:18.336	+1.141	10:58:15.994
7	1:18.282	+1.087	10:59:34.276
8	1:17.195		11:00:51.471
9	1:17.685	+0.490	11:02:09.156
10	1:17.745	+0.550	11:03:26.901
11	1:18.511	+1.316	11:04:45.412
<b>(49) Michael Graham</b>			
1	1:24.115	+6.708	10:51:44.423
2	1:18.542	+1.135	10:53:02.965
3	1:18.353	+0.946	10:54:21.318
4	1:17.820	+0.413	10:55:39.138
5	1:18.340	+0.933	10:56:57.478
6	1:18.567	+1.160	10:58:16.045
7	1:17.524	+0.117	10:59:33.569
8	1:17.407		11:00:50.976
9	1:18.013	+0.606	11:02:08.989
10	1:17.780	+0.373	11:03:26.769
11	1:18.660	+1.253	11:04:45.429
<b>(8) Michael Mulholland</b>			
1	1:24.935	+4.820	10:51:45.947
2	1:20.925	+0.810	10:53:06.872
3	1:21.841	+1.726	10:54:28.713
4	1:22.326	+2.211	10:55:51.039
5	1:20.991	+0.876	10:57:12.030
6	1:20.756	+0.641	10:58:32.786
7	1:20.624	+0.509	10:59:53.410
8	1:24.459	+4.344	11:01:17.869
9	1:20.115		11:02:37.984
10	1:21.399	+1.284	11:03:59.383
<b>(63) Andrew Graham</b>			
1	1:25.870	+3.595	10:51:47.241
2	1:22.299	+0.024	10:53:09.540
3	1:22.745	+0.470	10:54:32.285
4	1:23.242	+0.967	10:55:55.527
5	1:23.397	+1.122	10:57:18.924
6	1:22.648	+0.373	10:58:41.572
7	1:25.228	+2.953	11:00:06.800
8	1:23.975	+1.700	11:01:30.775
9	1:23.118	+0.843	11:02:53.893
10	1:22.275		11:04:16.168
<b>(26) Grace McCallon</b>			
1	1:30.768	+6.358	10:52:06.601
2	1:25.468	+1.058	10:53:32.069
3	1:28.008	+3.598	10:55:00.077
4	1:25.946	+1.536	10:56:26.023
5	1:28.049	+3.639	10:57:54.072
6	1:24.410		10:59:18.482
7	1:25.769	+1.359	11:00:44.251
8	1:25.151	+0.741	11:02:09.402
9	1:25.109	+0.699	11:03:34.511

Results provisional until the conclusion of judicial and technical matters

Orbits

Chief Timekeeper: D.Bradfield

Clerk of the Course: Chris Edwards

Live timing available at [timing.rhwright.co.uk](http://timing.rhwright.co.uk)

[www.mylaps.com](http://www.mylaps.com)

Printed: 28/05/2023 11:40:32

Licensed to: R.H.Wright Timing





## 500 MRCI Spring Race Meeting

SMRC Fiesta ST/Fiesta

Kirkistown 500 MRCI 1.512 miles

Race 2 (R9)

27/05/2023 14:45

Race (12:00 and 1 Laps)

10	26	1
	19	20
9	8	63
	17	18
8	49	21
	15	16
7		14
6	30	23
	11	12
5	83	7
	9	10
4	5	61
	7	8
3	68	35
	5	6
2	31	52
	3	4
1	24	147
	1	2

POLE POSITION

Results provisional until the conclusion of judicial and technical matters

Orbits

Chief Timekeeper: D.Bradfield

Clerk of the Course: Chris Edwards

Live timing available at [timing.rhwright.co.uk](http://timing.rhwright.co.uk)

[www.mylaps.com](http://www.mylaps.com)

Printed: 27/05/2023 14:28:23

Licensed to: R.H.Wright Timing





## 500 MRCI Spring Race Meeting

Sorted on Laps

SMRC Fiesta ST/Fiesta

Kirkistown 500 MRCI 1.512 miles

Race 2 (R9)

27/05/2023 14:45

Race (12:00 and 1 Laps) started at 14:40:25

Pos	No.	Name	Make	Laps	Total Tm	Best Tm	Best Speed	In Lap	Avg. Speed
<b>Fiesta ST</b>									
1	147	Gerry Hendry	2.0 Ford Fiesta ST	11	13:14.732	1:11.200	76.447	3	75.338
2	31	Broddy Orr	2.0 Ford Fiesta ST	11	13:15.889	1:11.165	76.485	4	75.228
3	24	Steven Gray	2.0 Ford Fiesta ST	11	13:18.178	1:11.399	76.234	2	75.012
4	52	David Colville	2.0 Ford Fiesta ST	11	13:21.274	1:11.312	76.327	6	74.723
5	68	Aran Ward	2.0 Ford Fiesta ST	11	13:23.011	1:11.371	76.264	6	74.561
6	35	Andrew Mackie	2.0 Ford Fiesta ST	11	13:27.866	1:12.151	75.439	5	74.113
7	5	Lorn Murray	2.0 Ford Fiesta ST	11	13:28.618	1:12.201	75.387	5	74.044
8	83	Sophie Kinghorn	2.0 Ford Fiesta ST	11	13:41.243	1:13.067	74.494	9	72.906
9	7	Stuart Murray	2.0 Ford Fiesta ST	11	13:42.616	1:13.050	74.511	9	72.784
10	30	Michael Gordon	2.0 Ford Fiesta ST	11	13:44.153	1:13.096	74.464	8	72.648
11	23	Lucy Maver	2.0 Ford Fiesta ST	11	13:50.728	1:13.756	73.798	5	72.073
<b>Not classified</b>									
DNF	61	Peter Cruickshank	2.0 Ford Fiesta ST	3	3:46.733	1:12.668	74.903	2	72.019
<b>Ford Fiesta</b>									
1	49	Michael Graham	1.2 Ford Fiesta	11	14:32.519	1:17.747	70.009	4	68.621
2	21	Megan Campbell	1.2 Ford Fiesta	10	13:19.501	1:17.943	69.833	4	68.080
3	8	Michael Mulholland	1.2 Ford Fiesta	10	13:49.018	1:20.251	67.825	8	65.656
4	63	Andrew Graham	1.2 Ford Fiesta	10	14:03.424	1:22.458	66.010	7	64.535
5	26	Grace McCallion	1.2 Ford Fiesta	10	14:34.649	1:25.087	63.970	9	62.231
<b>Not classified</b>									
DNS	1	Derek Graham	1.2 Ford Fiesta					0	

Margin of Victory	Avg. Speed	Best Lap Tm	Best Speed	Best Lap by
1.157	75.338	1:11.165	76.485	31 - Broddy Orr

Results provisional until the conclusion of judicial and technical matters

Orbits

Chief Timekeeper: D.Bradfield

Clerk of the Course: Chris Edwards

Live timing available at [timing.rhwright.co.uk](http://timing.rhwright.co.uk)

[www.mylaps.com](http://www.mylaps.com)

Licensed to: R.H.Wright Timing

Printed: 27/05/2023 14:55:28



# R.H.Wright Timing

## 500 MRCI Spring Race Meeting

SMRC Fiesta ST/Fiesta

Kirkistown 500 MRCI 1.512 miles

Race 2 (R9)

27/05/2023 14:45

Race (12:00 and 1 Laps) started at 14:40:25

Lap	Lap Tm	Diff	Time of Day
<b>(147) Gerry Hendry</b>			
1	1:16.853	+5.653	14:41:44.043
2	1:11.599	+0.399	14:42:55.642
3	1:11.200		14:44:06.842
4	1:11.595	+0.395	14:45:18.437
5	1:11.318	+0.118	14:46:29.755
6	1:11.434	+0.234	14:47:41.189
7	1:11.360	+0.160	14:48:52.549
8	1:11.497	+0.297	14:50:04.046
9	1:11.721	+0.521	14:51:15.767
10	1:11.649	+0.449	14:52:27.416
11	1:12.449	+1.249	14:53:39.865
<b>(31) Broddy Orr</b>			
1	1:15.828	+4.663	14:41:43.820
2	1:11.359	+0.194	14:42:55.179
3	1:11.391	+0.226	14:44:06.570
4	1:11.165		14:45:17.735
5	1:11.375	+0.210	14:46:29.110
6	1:11.596	+0.431	14:47:40.706
7	1:14.076	+2.911	14:48:54.782
8	1:11.182	+0.017	14:50:05.964
9	1:11.746	+0.581	14:51:17.710
10	1:11.378	+0.213	14:52:29.088
11	1:11.934	+0.769	14:53:41.022
<b>(24) Steven Gray</b>			
1	1:17.284	+5.885	14:41:44.609
2	1:11.399		14:42:56.008
3	1:12.212	+0.813	14:44:08.220
4	1:11.510	+0.111	14:45:19.730
5	1:11.935	+0.536	14:46:31.665
6	1:12.208	+0.809	14:47:43.873
7	1:11.826	+0.427	14:48:55.699
8	1:11.472	+0.073	14:50:07.171
9	1:11.552	+0.153	14:51:18.723
10	1:12.583	+1.184	14:52:31.306
11	1:12.005	+0.606	14:53:43.311
<b>(52) David Colville</b>			
1	1:18.025	+6.713	14:41:46.186
2	1:11.831	+0.519	14:42:58.017
3	1:11.811	+0.499	14:44:09.828
4	1:12.257	+0.945	14:45:22.085
5	1:12.277	+0.965	14:46:34.362
6	1:11.312		14:47:45.674
7	1:11.658	+0.346	14:48:57.332
8	1:12.192	+0.880	14:50:09.524
9	1:12.374	+1.062	14:51:21.898
10	1:12.080	+0.768	14:52:33.978
11	1:12.429	+1.117	14:53:46.407
<b>(68) Aran Ward</b>			
1	1:17.567	+6.196	14:41:46.397
2	1:12.595	+1.224	14:42:58.992
3	1:11.655	+0.284	14:44:10.647
4	1:11.438	+0.067	14:45:22.085
5	1:11.734	+0.363	14:46:33.819
6	1:11.371		14:47:45.190
7	1:12.087	+0.716	14:48:57.277
8	1:12.572	+1.201	14:50:09.849
9	1:14.744	+3.373	14:51:24.593
10	1:11.720	+0.349	14:52:36.313
11	1:11.831	+0.460	14:53:48.144
<b>(35) Andrew Mackie</b>			
1	1:18.105	+5.954	14:41:47.135
2	1:12.339	+0.188	14:42:59.474
3	1:12.350	+0.199	14:44:11.824
4	1:12.597	+0.446	14:45:24.421
5	1:12.151		14:46:36.572
6	1:12.546	+0.395	14:47:49.118
7	1:12.841	+0.690	14:49:01.959

Lap	Lap Tm	Diff	Time of Day
<b>(5) Lorn Murray</b>			
1	1:17.372	+5.171	14:41:47.735
2	1:12.265	+0.064	14:43:00.000
3	1:12.524	+0.323	14:44:12.524
4	1:12.487	+0.286	14:45:25.011
5	1:12.201		14:46:37.212
6	1:12.499	+0.298	14:47:49.711
7	1:13.076	+0.875	14:49:02.787
8	1:12.479	+0.278	14:50:15.266
9	1:12.713	+0.512	14:51:27.979
10	1:13.218	+1.017	14:52:41.197
11	1:12.554	+0.353	14:53:53.751
<b>(83) Sophie Kinghom</b>			
1	1:19.282	+6.215	14:41:49.563
2	1:13.761	+0.694	14:43:03.324
3	1:13.766	+0.699	14:44:17.090
4	1:13.760	+0.693	14:45:30.850
5	1:13.872	+0.605	14:46:44.522
6	1:13.822	+0.755	14:47:58.344
7	1:14.163	+1.096	14:49:12.507
8	1:13.695	+0.628	14:50:26.202
9	1:13.067		14:51:39.269
10	1:13.236	+0.169	14:52:52.505
11	1:13.871	+0.804	14:54:06.376
<b>(7) Stuart Murray</b>			
1	1:18.456	+5.406	14:41:48.434
2	1:15.363	+2.313	14:43:03.797
3	1:13.708	+0.658	14:44:17.505
4	1:14.394	+1.344	14:45:31.899
5	1:14.088	+1.038	14:46:45.987
6	1:13.556	+0.506	14:47:59.543
7	1:13.466	+0.416	14:49:13.009
8	1:13.617	+0.567	14:50:26.626
9	1:13.050		14:51:39.676
10	1:13.213	+0.163	14:52:52.889
11	1:14.860	+1.810	14:54:07.749
<b>(30) Michael Gordon</b>			
1	1:20.026	+6.930	14:41:51.565
2	1:13.489	+0.393	14:43:05.054
3	1:13.793	+0.697	14:44:18.847
4	1:14.267	+1.171	14:45:33.114
5	1:13.315	+0.219	14:46:46.429
6	1:13.952	+0.856	14:48:00.381
7	1:13.592	+0.496	14:49:13.973
8	1:13.096		14:50:27.069
9	1:13.852	+0.756	14:51:40.921
10	1:13.363	+0.267	14:52:54.284
11	1:15.002	+1.906	14:54:09.286
<b>(23) Lucy Maver</b>			
1	1:21.080	+7.324	14:41:50.814
2	1:14.722	+0.966	14:43:05.536
3	1:14.118	+0.362	14:44:19.654
4	1:14.276	+0.520	14:45:33.930
5	1:13.756		14:46:47.686
6	1:14.703	+0.947	14:48:02.389
7	1:14.679	+0.923	14:49:17.068
8	1:14.807	+1.051	14:50:31.875
9	1:14.545	+0.789	14:51:46.420
10	1:14.483	+0.727	14:53:00.903
11	1:14.958	+1.202	14:54:15.861
<b>(49) Michael Graham</b>			
1	1:24.415	+6.668	14:41:55.654
2	1:18.905	+1.158	14:43:14.559
3	1:18.561	+0.814	14:44:33.120

Lap	Lap Tm	Diff	Time of Day
<b>(21) Megan Campbell</b>			
1	1:24.321	+6.378	14:41:55.667
2	1:18.969	+1.026	14:43:14.636
3	1:18.785	+0.842	14:44:33.421
4	1:17.943		14:45:51.364
5	1:18.213	+0.270	14:47:09.577
6	1:18.088	+0.145	14:48:27.665
7	1:18.909	+0.966	14:49:46.574
8	1:19.622	+1.679	14:51:06.196
9	1:18.608	+0.665	14:52:24.804
10	1:19.830	+1.887	14:53:44.634
<b>(8) Michael Mulholland</b>			
1	1:26.131	+5.880	14:41:57.999
2	1:23.147	+2.896	14:43:21.146
3	1:22.370	+2.119	14:44:43.516
4	1:21.590	+1.339	14:46:05.106
5	1:21.389	+1.138	14:47:26.495
6	1:21.199	+0.948	14:48:47.694
7	1:22.471	+2.220	14:50:10.165
8	1:20.251		14:51:30.416
9	1:21.053	+0.802	14:52:51.469
10	1:22.682	+2.431	14:54:14.151
<b>(63) Andrew Graham</b>			
1	1:25.508	+3.150	14:41:57.502
2	1:24.673	+2.215	14:43:22.175
3	1:23.020	+0.562	14:44:45.195
4	1:23.872	+1.414	14:46:09.067
5	1:23.029	+0.571	14:47:32.096
6	1:23.283	+0.825	14:48:55.379
7	1:22.458		14:50:17.837
8	1:24.461	+2.003	14:51:42.298
9	1:22.791	+0.333	14:53:05.089
10	1:23.468	+1.010	14:54:28.557
<b>(26) Grace McCallion</b>			
1	1:29.826	+4.739	14:42:03.163
2	1:26.157	+1.070	14:43:29.320
3	1:27.157	+2.070	14:44:56.477
4	1:26.390	+1.303	14:46:22.867
5	1:29.377	+4.290	14:47:52.244
6	1:25.139	+0.052	14:49:17.383
7	1:25.352	+0.265	14:50:42.735
8	1:25.895	+0.808	14:52:08.630
9	1:25.087		14:53:33.717
10	1:26.065	+0.978	14:54:59.782
<b>(61) Peter Cruickshank</b>			
1	1:17.117	+4.449	14:41:46.450
2	1:12.668		14:42:59.118
3	1:12.748	+0.080	14:44:11.866

Results provisional until the conclusion of judicial and technical matters

Orbits

Chief Timekeeper: D.Bradfield

Clerk of the Course: Chris Edwards

Live timing available at [timing.rhwright.co.uk](http://timing.rhwright.co.uk)

[www.mylaps.com](http://www.mylaps.com)

Printed: 28/05/2023 11:40:42

Licensed to: R.H.Wright Timing





## 500 MRCI Spring Kart Meeting

Sorted on best lap time

Superkarts

Kirkistown 500 MRCI 1.512 miles

Qualifying (Q4)

27/05/2023 10:00

Qualifying started at 9:56:01

Pos	No.	Name	Make	Best Tm	Diff	In Lap	Best Speed	2nd Best	2nd Lap
<b>125 Superkart</b>									
1	99	Stuart Coey	Anderson TM	<b>1:02.301</b>		6	87.366	1:02.378	5
2	17	Scott Greenaway	Anderson TM	<b>1:02.867</b>	0.566	3	86.580	1:02.899	4
3	19	Philip Mills	Anderson TM	<b>1:03.999</b>	1.698	3	85.049	1:04.563	5
4	51	Geoffrey Simms	F1 Superkart TM	<b>1:04.320</b>	2.019	2	84.624	1:05.325	4
5	25	Noel Lindsay	F1 Superkart TM	<b>1:05.049</b>	2.748	4	83.676	1:05.310	3
6	86	Eoin Ryan	Anderson TM	<b>1:17.049</b>	14.748	4	70.644	1:19.433	3
7	28	Alan Witherow	Anderson TM			0	-		0
<b>250 Superkart</b>									
1	3	Liam Fox	Anderson FPE	<b>57.132</b>		6	95.271	1:00.701	4
2	12	Eoin Buckley	Anderson VM	<b>58.910</b>	1.778	5	92.396	59.236	4
3	83	Colin Menary	Anderson FPE	<b>58.925</b>	1.793	5	92.372	59.436	2
4	69	Danny Hyland	Anderson FPE	<b>1:01.309</b>	4.177	5	88.780	1:01.444	4
5	43	Brian Jones	Anderson PVP			0	-		0
6	55	Alan Crossen	Anderson VM			0	-		0
7	55	Ross Witherow	Anderson PVP			0	-		0

### Announcements

Car 28 and 55 – Please fit a working transponder as per MSUK Reg Q12.8.1

Results provisional until the conclusion of judicial and technical matters

Orbits

Chief Timekeeper: D.Bradfield

Clerk of the Course: Chris Edwards

Live timing available at [timing.rhwright.co.uk](http://timing.rhwright.co.uk)

[www.mylaps.com](http://www.mylaps.com)

Licensed to: R.H.Wright Timing

Printed: 27/05/2023 10:07:39



## 500 MRCI Spring Kart Meeting


Superkarts

Kirkistown 500 MRCI 1.512 miles

Qualifying (Q4)

27/05/2023 10:00

Qualifying started at 9:56:01



Lap	Lap Tm	Diff	Time of Day
<b>(3) Liam Fox</b>			
1	1:08.413	+11.281	9:58:35.106
2	1:06.153	+9.021	9:59:41.259
3	1:06.749	+9.617	10:00:48.008
4	1:00.701	+3.569	10:01:48.709
5	1:01.243	+4.111	10:02:49.952
6	57.132		10:03:47.084
<b>(53) Alan Crossen</b>			
1	1:00.714	+3.252	9:58:18.748
2	58.146	+0.684	9:59:16.894
3	57.729	+0.267	10:00:14.623
4	57.462		10:01:12.085
<b>(12) Eoin Buckley</b>			
1	1:02.254	+3.344	9:58:25.174
2	59.488	+0.578	9:59:24.662
3	59.940	+1.030	10:00:24.602
4	59.236	+0.326	10:01:23.838
5	58.910		10:02:22.748
<b>(83) Colin Menary</b>			
1	1:02.208	+3.283	9:58:24.738
2	59.436	+0.511	9:59:24.174
3	1:00.190	+1.265	10:00:24.364
4	1:01.688	+2.763	10:01:26.052
5	58.925		10:02:24.977
<b>(69) Danny Hyland</b>			
1	1:13.739	+12.430	9:58:49.619
2	1:07.170	+5.861	9:59:56.789
3	1:02.286	+0.977	10:00:59.075
4	1:01.444	+0.135	10:02:00.519
5	1:01.309		10:03:01.828
6	1:02.697	+1.388	10:04:04.525
<b>(99) Stuart Coey</b>			
1	1:05.811	+3.510	9:58:28.037
2	1:03.914	+1.613	9:59:31.951
3	1:02.751	+0.450	10:00:34.702
4	1:02.524	+0.223	10:01:37.226
5	1:02.378	+0.077	10:02:39.604
6	1:02.301		10:03:41.905
7	1:02.546	+0.245	10:04:44.451
8	1:02.667	+0.366	10:05:47.118
<b>(17) Scott Greenaway</b>			
1	1:06.269	+3.402	9:58:36.703
2	1:03.687	+0.820	9:59:40.390
3	1:02.867		10:00:43.257
4	1:02.899	+0.032	10:01:46.156
<b>(19) Philip Mills</b>			
1	1:06.402	+2.403	9:58:37.634
2	1:04.618	+0.619	9:59:42.252
3	1:03.999		10:00:46.251
4	1:04.622	+0.623	10:01:50.873
5	1:04.563	+0.564	10:02:55.436
<b>(51) Geoffrey Simms</b>			
1	1:06.638	+2.318	9:58:40.518
2	1:04.320		9:59:44.838
3	1:05.353	+1.033	10:00:50.191
4	1:05.325	+1.005	10:01:55.516
5	1:05.406	+1.086	10:03:00.922
<b>(25) Noel Lindsay</b>			
1	1:07.544	+2.495	9:58:38.931
2	1:05.663	+0.614	9:59:44.594
3	1:05.310	+0.261	10:00:49.904
4	1:05.049		10:01:54.953
5	1:06.298	+1.249	10:03:01.251

Lap	Lap Tm	Diff	Time of Day
<b>(86) Eoin Ryan</b>			
1	1:23.827	+6.778	9:59:05.182
2	1:20.811	+3.762	10:00:25.993
3	1:19.433	+2.384	10:01:45.426
4	1:17.049		10:03:02.475

Lap	Lap Tm	Diff	Time of Day
-----	--------	------	-------------

Results provisional until the conclusion of judicial and technical matters

Orbits

Chief Timekeeper: D.Bradfield

Clerk of the Course: Chris Edwards

Live timing available at [timing.rhwright.co.uk](http://timing.rhwright.co.uk)

[www.mylaps.com](http://www.mylaps.com)

Printed: 28/05/2023 11:41:04

Licensed to: R.H.Wright Timing



# R.H.Wright Timing

## 500 MRCI Spring Kart Meeting

Superkarts

Kirkistown 500 MRCI 1.512 miles

Race 1 (R5)

27/05/2023 12:55

Race (8:00 and 1 Laps)

8	86	28
	15	16
7	51	25
	13	14
6	17	19
	11	12
5	55	99
	9	10
4		8
3	43	53
	5	6
2	83	69
	3	4
1	3	12
	1	2

POLE POSITION

Results provisional until the conclusion of judicial and technical matters

Orbits

Chief Timekeeper: D.Bradfield

Clerk of the Course: Chris Edwards

Live timing available at [timing.rhwright.co.uk](http://timing.rhwright.co.uk)

[www.mylaps.com](http://www.mylaps.com)

Licensed to: R.H.Wright Timing

Printed: 27/05/2023 10:12:07



## 500 MRCI Spring Kart Meeting

Sorted on Laps

Superkarts

Kirkistown 500 MRCI 1.512 miles

Race 1 (R5)

27/05/2023 12:55

Race (8:00 and 1 Laps) started at 12:51:40

Pos	No.	Name	Make	Laps	Total Tm	Best Tm	Best Speed	In Lap	Avg. Speed
<b>125 Superkart</b>									
1	99	Stuart Coey	Anderson TM	9	9:28.321	<b>1:02.555</b>	87.012	7	86.196
2	17	Scott Greenaway	Anderson TM	9	9:28.470	<b>1:02.197</b>	87.513	7	86.174
3	28	Alan Witherow	Anderson TM	9	9:28.668	<b>1:02.318</b>	87.343	3	86.144
4	19	Philip Mills	Anderson TM	9	9:41.161	<b>1:03.562</b>	85.633	9	84.292
5	51	Geoffrey Simms	F1 Superkart TM	9	9:50.932	<b>1:04.454</b>	84.448	7	82.898
6	25	Noel Lindsay	F1 Superkart TM	9	9:52.437	<b>1:04.514</b>	84.370	6	82.688
<b>Not classified</b>									
DNF	86	Eoin Ryan	Anderson TM	4	4:25.271	<b>1:04.836</b>	83.951	2	82.075
<b>250 Superkart</b>									
1	43	Brian Jones	Anderson PVP	10	9:27.800	<b>56.087</b>	97.046	8	95.862
2	3	Liam Fox	Anderson FPE	10	9:32.042	<b>56.492</b>	96.350	5	95.151
3	53	Alan Crossen	Anderson VM	10	9:32.119	<b>56.167</b>	96.908	7	95.138
4	83	Colin Menary	Anderson FPE	10	9:50.734	<b>57.945</b>	93.934	4	92.140
5	12	Eoin Buckley	Anderson VM	10	10:01.282	<b>58.805</b>	92.560	3	90.524
<b>Not classified</b>									
DNF	69	Danny Hyland	Anderson FPE	2	2:23.338	<b>1:04.898</b>	83.870	1	75.947
DNF	55	Ross Witherow	Anderson PVP	1	1:00.481	<b>59.990</b>	90.732	1	89.996

Margin of Victory

Avg. Speed

Best Lap Tm

Best Speed

Best Lap by

4.242

95.862

56.087

97.046

43 - Brian Jones

Results provisional until the conclusion of judicial and technical matters

Orbits

Chief Timekeeper: D.Bradfield

Clerk of the Course: Chris Edwards

Live timing available at [timing.rhwright.co.uk](http://timing.rhwright.co.uk)

[www.mylaps.com](http://www.mylaps.com)

Printed: 27/05/2023 13:05:51

Licensed to: R.H.Wright Timing



## 500 MRCI Spring Kart Meeting


Superkarts

Kirkistown 500 MRCI 1.512 miles

Race 1 (R5)

27/05/2023 12:55

Race (8:00 and 1 Laps) started at 12:51:40



Lap	Lap Tm	Diff	Time of Day
<b>(43) Brian Jones</b>			
1	58.963	+2.876	12:52:40.302
2	56.346	+0.259	12:53:36.648
3	56.302	+0.215	12:54:32.950
4	56.229	+0.142	12:55:29.179
5	56.280	+0.193	12:56:25.459
6	56.533	+0.446	12:57:21.992
7	56.585	+0.498	12:58:18.577
8	56.087		12:59:14.664
9	56.904	+0.817	13:00:11.568
10	57.183	+1.096	13:01:08.751
<b>(3) Liam Fox</b>			
1	1:00.439	+3.947	12:52:41.390
2	56.939	+0.447	12:53:38.329
3	56.858	+0.366	12:54:35.187
4	56.594	+0.102	12:55:31.781
5	56.492		12:56:28.273
6	56.627	+0.135	12:57:24.900
7	57.172	+0.680	12:58:22.072
8	57.471	+0.979	12:59:19.543
9	56.566	+0.074	13:00:16.109
10	56.884	+0.392	13:01:12.993
<b>(53) Alan Crossen</b>			
1	1:00.820	+4.653	12:52:42.198
2	56.888	+0.721	12:53:39.086
3	56.717	+0.550	12:54:35.803
4	56.372	+0.205	12:55:32.175
5	56.364	+0.197	12:56:28.539
6	56.375	+0.208	12:57:24.914
7	56.167		12:58:21.081
8	57.838	+1.671	12:59:18.919
9	56.844	+0.677	13:00:15.763
10	57.307	+1.140	13:01:13.070
<b>(83) Colin Menary</b>			
1	1:03.008	+5.063	12:52:44.150
2	59.104	+1.159	12:53:43.254
3	59.288	+1.343	12:54:42.542
4	57.945		12:55:40.487
5	58.635	+0.690	12:56:39.122
6	58.779	+0.834	12:57:37.901
7	58.334	+0.389	12:58:36.235
8	58.666	+0.721	12:59:34.901
9	58.476	+0.531	13:00:33.377
10	58.308	+0.363	13:01:31.685
<b>(12) Eoin Buckley</b>			
1	1:01.382	+2.577	12:52:42.516
2	59.193	+0.388	12:53:41.709
3	58.805		12:54:40.514
4	59.565	+0.760	12:55:40.079
5	1:00.544	+1.739	12:56:40.623
6	59.359	+0.554	12:57:39.982
7	59.396	+0.591	12:58:39.378
8	1:00.089	+1.284	12:59:39.467
9	1:01.528	+2.723	13:00:40.995
10	1:01.238	+2.433	13:01:42.233
<b>(99) Stuart Coey</b>			
1	1:04.292	+1.737	12:52:47.190
2	1:02.718	+0.163	12:53:49.908
3	1:02.802	+0.247	12:54:52.710
4	1:03.139	+0.584	12:55:55.849
5	1:02.613	+0.058	12:56:58.462
6	1:02.699	+0.144	12:58:01.161
7	1:02.555		12:59:03.716
8	1:02.590	+0.035	13:00:06.306
9	1:02.966	+0.411	13:01:09.272
<b>(17) Scott Greenaway</b>			
1	1:04.945	+2.748	12:52:48.200

Lap	Lap Tm	Diff	Time of Day
2	1:02.748	+0.551	12:53:50.948
3	1:02.338	+0.141	12:54:53.286
4	1:02.736	+0.539	12:55:56.022
5	1:03.114	+0.917	12:56:59.136
6	1:02.662	+0.465	12:58:01.798
7	1:02.197		12:59:03.995
8	1:02.538	+0.341	13:00:06.533
9	1:02.888	+0.691	13:01:09.421
<b>(28) Alan Witherow</b>			
1	1:03.657	+1.339	12:52:47.297
2	1:03.016	+0.698	12:53:50.313
3	1:02.318		12:54:52.631
4	1:03.416	+1.098	12:55:56.047
5	1:02.772	+0.454	12:56:58.819
6	1:02.347	+0.029	12:58:01.166
7	1:02.403	+0.085	12:59:03.569
8	1:02.674	+0.356	13:00:06.243
9	1:03.376	+1.058	13:01:09.619
<b>(19) Philip Mills</b>			
1	1:06.012	+2.450	12:52:49.679
2	1:04.480	+0.918	12:53:54.159
3	1:04.504	+0.942	12:54:58.663
4	1:03.894	+0.332	12:56:02.557
5	1:03.970	+0.408	12:57:06.527
6	1:03.817	+0.255	12:58:10.344
7	1:04.251	+0.689	12:59:14.595
8	1:03.955	+0.393	13:00:18.550
9	1:03.562		13:01:22.112
<b>(51) Geoffrey Simms</b>			
1	1:06.981	+2.527	12:52:50.940
2	1:05.977	+1.523	12:53:56.917
3	1:04.804	+0.350	12:55:01.721
4	1:05.538	+1.084	12:56:07.259
5	1:05.757	+1.303	12:57:13.016
6	1:04.880	+0.426	12:58:17.896
7	1:04.454		12:59:22.350
8	1:04.794	+0.340	13:00:27.144
9	1:04.739	+0.285	13:01:31.883
<b>(25) Noel Lindsay</b>			
1	1:06.498	+1.984	12:52:50.069
2	1:05.410	+0.896	12:53:55.479
3	1:05.479	+0.965	12:55:00.958
4	1:05.779	+1.265	12:56:06.737
5	1:06.857	+2.343	12:57:13.594
6	1:04.514		12:58:18.108
7	1:05.783	+1.269	12:59:23.891
8	1:04.811	+0.297	13:00:28.702
9	1:04.686	+0.172	13:01:33.388
<b>(86) Eoin Ryan</b>			
1	1:06.443	+1.607	12:52:51.000
2	1:04.836		12:53:55.836
3	1:05.211	+0.375	12:55:01.047
4	1:05.175	+0.339	12:56:06.222
<b>(69) Danny Hyland</b>			
1	1:04.898		12:52:46.088
2	1:18.201	+13.303	12:54:04.289
<b>(55) Ross Witherow</b>			
1	59.990		12:52:41.432

Results provisional until the conclusion of judicial and technical matters

Orbits

Chief Timekeeper: D.Bradfield

Clerk of the Course: Chris Edwards

Live timing available at [timing.rhwright.co.uk](http://timing.rhwright.co.uk)

[www.mylaps.com](http://www.mylaps.com)

Printed: 28/05/2023 11:41:17

Licensed to: R.H.Wright Timing





## 500 MRCI Spring Kart Meeting

Superkarts

Kirkistown 500 MRCI 1.512 miles

Race 2 (R10)

27/05/2023 15:15

Race (8:00 and 1 Laps)

9	86	
	17	
8	51	25
	15	16
7	28	19
	13	14
6	99	17
	11	12
5		10
	9	
4	55	
	7	8
3	12	69
	5	6
2	53	83
	3	4
1	43	3
	1	2

POLE POSITION

Results provisional until the conclusion of judicial and technical matters

Orbits

Chief Timekeeper: D.Bradfield

Clerk of the Course: Chris Edwards

Live timing available at [timing.rhwright.co.uk](http://timing.rhwright.co.uk)

[www.mylaps.com](http://www.mylaps.com)

Printed: 27/05/2023 13:04:13

Licensed to: R.H.Wright Timing





## 500 MRCI Spring Kart Meeting

Sorted on Laps

Superkarts

Kirkistown 500 MRCI 1.512 miles

Race 2 (R10)

27/05/2023 15:15

Race (8:00 and 1 Laps) started at 15:03:14

Pos	No.	Name	Make	Laps	Total Tm	Best Tm	Best Speed	In Lap	Avg. Speed
<b>125 Superkart</b>									
1	28	Alan Witherow	Anderson TM	9	9:31.777	1:02.464	87.139	9	85.675
2	99	Stuart Coey	Anderson TM	9	9:32.754	1:02.758	86.730	6	85.529
3	17	Scott Greenaway	Anderson TM	9	9:33.120	1:02.475	87.123	9	85.475
4	86	Eoin Ryan	Anderson TM	9	10:04.050	1:05.806	82.713	9	81.098
<b>Not classified</b>									
DNF	19	Philip Mills	Anderson TM				-	0	-
DNF	51	Geoffrey Simms	F1 Superkart TM				-	0	-
DNF	25	Noel Lindsay	F1 Superkart TM				-	0	-
<b>250 Superkart</b>									
1	43	Brian Jones	Anderson PVP	10	9:27.456	56.242	96.779	2	95.920
2	53	Alan Crossen	Anderson VM	10	9:27.724	55.992	97.211	4	95.874
3	55	Ross Witherow	Anderson PVP	10	9:39.574	56.672	96.044	7	93.914
4	3	Liam Fox	Anderson FPE	10	9:41.952	57.110	95.308	7	93.530
5	83	Colin Menary	Anderson FPE	10	9:59.372	57.921	93.973	3	90.812
6	12	Eoin Buckley	Anderson VM	10	10:05.576	59.224	91.906	2	89.882
<b>Not classified</b>									
DNS	69	Danny Hyland	Anderson FPE				-	0	-

Margin of Victory	Avg. Speed	Best Lap Tm	Best Speed	Best Lap by
0.268	95.920	55.992	97.211	53 - Alan Crossen

Results provisional until the conclusion of judicial and technical matters

Orbits

Chief Timekeeper: D.Bradfield

Clerk of the Course: Chris Edwards

Live timing available at [timing.rhwright.co.uk](http://timing.rhwright.co.uk)

[www.mylaps.com](http://www.mylaps.com)

Licensed to: R.H.Wright Timing

Printed: 27/05/2023 15:14:00



## 500 MRCI Spring Kart Meeting


Superkarts

Kirkistown 500 MRCI 1.512 miles

Race 2 (R10)

27/05/2023 15:15

Race (8:00 and 1 Laps) started at 15:03:14



Lap	Lap Tm	Diff	Time of Day
<b>(43) Brian Jones</b>			
1	58.328	+2.086	15:04:12.678
2	56.242		15:05:08.920
3	56.818	+0.576	15:06:05.738
4	56.578	+0.336	15:07:02.316
5	56.542	+0.300	15:07:58.858
6	56.627	+0.385	15:08:55.485
7	56.653	+0.411	15:09:52.138
8	56.550	+0.308	15:10:48.688
9	56.579	+0.337	15:11:45.267
10	56.539	+0.297	15:12:41.806
<b>(53) Alan Crossen</b>			
1	59.614	+3.622	15:04:14.005
2	56.454	+0.462	15:05:10.459
3	56.430	+0.438	15:06:06.889
4	55.992		15:07:02.881
5	56.282	+0.290	15:07:59.163
6	56.336	+0.344	15:08:55.499
7	56.916	+0.924	15:09:52.415
8	56.638	+0.646	15:10:49.053
9	56.281	+0.289	15:11:45.334
10	56.740	+0.748	15:12:42.074
<b>(55) Ross Witherow</b>			
1	1:04.985	+8.313	15:04:19.479
2	57.347	+0.675	15:05:16.826
3	56.723	+0.051	15:06:13.549
4	57.877	+1.205	15:07:11.426
5	57.106	+0.434	15:08:08.532
6	56.756	+0.084	15:09:05.288
7	56.672		15:10:01.960
8	57.209	+0.537	15:10:59.169
9	57.558	+0.886	15:11:56.727
10	57.197	+0.525	15:12:53.924
<b>(3) Liam Fox</b>			
1	1:03.031	+5.921	15:04:17.800
2	57.814	+0.704	15:05:15.414
3	57.652	+0.542	15:06:13.066
4	58.778	+1.668	15:07:11.844
5	57.253	+0.143	15:08:09.097
6	57.136	+0.026	15:09:06.233
7	57.110		15:10:03.343
8	58.031	+0.921	15:11:01.374
9	57.582	+0.472	15:11:58.956
10	57.346	+0.236	15:12:56.302
<b>(83) Colin Menary</b>			
1	1:02.373	+4.452	15:04:16.911
2	58.090	+0.169	15:05:15.001
3	57.921		15:06:12.922
4	1:05.411	+7.490	15:07:18.333
5	59.594	+1.673	15:08:17.927
6	58.889	+0.968	15:09:16.816
7	58.936	+1.015	15:10:15.752
8	58.853	+0.932	15:11:14.605
9	59.327	+1.406	15:12:13.932
10	59.790	+1.869	15:13:13.722
<b>(12) Eoin Buckley</b>			
1	1:03.580	+4.356	15:04:18.238
2	59.224		15:05:17.462
3	59.694	+0.470	15:06:17.156
4	1:00.106	+0.882	15:07:17.262
5	1:00.042	+0.818	15:08:17.304
6	1:00.614	+1.390	15:09:17.918
7	59.951	+0.727	15:10:17.869
8	1:00.181	+0.957	15:11:18.050
9	1:00.104	+0.880	15:12:18.154
10	1:01.772	+2.548	15:13:19.926
<b>(28) Alan Witherow</b>			

Lap	Lap Tm	Diff	Time of Day
1	1:05.721	+3.257	15:04:21.032
2	1:03.248	+0.784	15:05:24.280
3	1:03.530	+1.066	15:06:27.810
4	1:03.713	+1.249	15:07:31.523
5	1:03.432	+0.968	15:08:34.955
6	1:02.852	+0.388	15:09:37.807
7	1:03.278	+0.814	15:10:41.085
8	1:02.578	+0.114	15:11:43.663
9	1:02.464		15:12:46.127
<b>(99) Stuart Coey</b>			
1	1:05.893	+3.135	15:04:21.003
2	1:03.497	+0.739	15:05:24.500
3	1:03.504	+0.746	15:06:28.004
4	1:03.570	+0.812	15:07:31.574
5	1:03.853	+1.095	15:08:35.427
6	1:02.758		15:09:38.185
7	1:03.058	+0.300	15:10:41.243
8	1:02.884	+0.126	15:11:44.127
9	1:02.977	+0.219	15:12:47.104
<b>(17) Scott Greenaway</b>			
1	1:06.764	+4.289	15:04:22.233
2	1:03.181	+0.706	15:05:25.414
3	1:02.939	+0.464	15:06:28.353
4	1:03.442	+0.967	15:07:31.795
5	1:03.860	+1.385	15:08:35.655
6	1:03.074	+0.599	15:09:38.729
7	1:02.756	+0.281	15:10:41.485
8	1:03.510	+1.035	15:11:44.995
9	1:02.475		15:12:47.470
<b>(86) Eoin Ryan</b>			
1	1:09.631	+3.825	15:04:25.924
2	1:07.856	+2.050	15:05:33.780
3	1:07.477	+1.671	15:06:41.257
4	1:06.489	+0.683	15:07:47.746
5	1:06.493	+0.687	15:08:54.239
6	1:06.418	+0.612	15:10:00.657
7	1:06.123	+0.317	15:11:06.780
8	1:05.814	+0.008	15:12:12.594
9	1:05.806		15:13:18.400

Results provisional until the conclusion of judicial and technical matters

Orbits

Chief Timekeeper: D.Bradfield

Clerk of the Course: Chris Edwards

Live timing available at [timing.rhwright.co.uk](http://timing.rhwright.co.uk)

[www.mylaps.com](http://www.mylaps.com)

Licensed to: R.H.Wright Timing





## 500 MRCI Spring Kart Meeting

Superkarts

Kirkistown 500 MRCI 1.512 miles

Race 3 (R14)

27/05/2023 17:05

Race (8:00 and 1 Laps)

9	25	
	17	
8	19	51
	15	16
7	17	86
	13	14
6	28	99
	11	12
5		10
	9	
4	69	
	7	8
3	83	12
	5	6
2	55	3
	3	4
1	43	53
	1	2

POLE POSITION

Results provisional until the conclusion of judicial and technical matters

Orbits

Chief Timekeeper: D.Bradfield

Clerk of the Course: Chris Edwards

Live timing available at [timing.rhwright.co.uk](http://timing.rhwright.co.uk)

[www.mylaps.com](http://www.mylaps.com)

Licensed to: R.H.Wright Timing

Printed: 27/05/2023 15:16:10



## 500 MRCI Spring Kart Meeting

Sorted on Laps

Superkarts

Kirkistown 500 MRCI 1.512 miles

Race 3 (R14)

27/05/2023 17:05

Race (8:00 and 1 Laps) started at 16:34:01

Pos	No.	Name	Make	Laps	Total Tm	Best Tm	Best Speed	In Lap	Avg. Speed
<b>125 Superkart</b>									
1	28	Alan Witherow	Anderson TM	10	10:30.428	1:02.176	87.542	8	86.338
2	17	Scott Greenaway	Anderson TM	10	10:35.857	1:02.869	86.577	4	85.601
3	99	Stuart Coey	Anderson TM	10	10:36.069	1:02.907	86.525	5	85.573
4	19	Philip Mills	Anderson TM	9	9:41.376	1:03.276	86.020	3	84.261
5	51	Geoffrey Simms	F1 Superkart TM	9	9:41.815	1:03.642	85.526	9	84.197
6	86	Eoin Ryan	Anderson TM	9	9:58.715	1:04.898	83.870	9	81.821
<b>Not classified</b>									
DNS	25	Noel Lindsay	F1 Superkart TM					0	-
<b>250 Superkart</b>									
1	55	Ross Witherow	Anderson PVP	10	9:33.404	56.273	96.725	7	94.925
2	53	Alan Crossen	Anderson VM	10	9:34.022	55.995	97.205	9	94.822
3	43	Brian Jones	Anderson PVP	10	9:34.947	56.712	95.977	9	94.670
4	3	Liam Fox	Anderson FPE	10	9:36.845	56.646	96.088	9	94.358
5	83	Colin Menary	Anderson FPE	10	9:43.730	57.372	94.872	9	93.246
<b>Not classified</b>									
DNF	12	Eoin Buckley	Anderson VM	2	2:02.104	1:00.030	90.672	2	89.154
DNS	69	Danny Hyland	Anderson FPE					0	-

Margin of Victory	Avg. Speed	Best Lap Tm	Best Speed	Best Lap by
0.618	94.925	55.995	97.205	53 - Alan Crossen

Results provisional until the conclusion of judicial and technical matters

Orbits

Chief Timekeeper: D.Bradfield

Clerk of the Course: Chris Edwards

Live timing available at [timing.rhwright.co.uk](http://timing.rhwright.co.uk)

[www.mylaps.com](http://www.mylaps.com)

Licensed to: R.H.Wright Timing

Printed: 27/05/2023 16:46:21



## 500 MRCI Spring Kart Meeting


Superkarts

Kirkistown 500 MRCI 1.512 miles

Race 3 (R14)

27/05/2023 17:05

Race (8:00 and 1 Laps) started at 16:34:01



Lap	Lap Tm	Diff	Time of Day
<b>(55) Ross Witherow</b>			
1	1:00.045	+3.772	16:35:01.469
2	57.628	+1.355	16:35:59.097
3	57.640	+1.367	16:36:56.737
4	57.764	+1.491	16:37:54.501
5	56.675	+0.402	16:38:51.176
6	56.468	+0.195	16:39:47.644
7	56.273		16:40:43.917
8	57.455	+1.182	16:41:41.372
9	56.573	+0.300	16:42:37.945
10	56.756	+0.483	16:43:34.701
<b>(53) Alan Crossen</b>			
1	1:02.021	+6.026	16:35:03.490
2	59.267	+3.272	16:36:02.757
3	57.932	+1.937	16:37:00.689
4	56.971	+0.976	16:37:57.660
5	56.737	+0.742	16:38:54.397
6	56.052	+0.057	16:39:50.449
7	56.650	+0.655	16:40:47.099
8	56.206	+0.211	16:41:43.305
9	55.995		16:42:39.300
10	56.019	+0.024	16:43:35.319
<b>(43) Brian Jones</b>			
1	1:00.170	+3.458	16:35:01.467
2	57.695	+0.983	16:35:59.162
3	57.654	+0.942	16:36:56.816
4	57.013	+0.301	16:37:53.829
5	56.897	+0.185	16:38:50.726
6	56.776	+0.064	16:39:47.502
7	57.345	+0.633	16:40:44.847
8	57.221	+0.509	16:41:42.068
9	56.712		16:42:38.780
10	57.464	+0.752	16:43:36.244
<b>(3) Liam Fox</b>			
1	1:02.176	+5.530	16:35:03.778
2	58.346	+1.700	16:36:02.124
3	57.364	+0.718	16:36:59.488
4	56.973	+0.327	16:37:56.461
5	56.881	+0.235	16:38:53.342
6	56.946	+0.300	16:39:50.288
7	56.901	+0.255	16:40:47.189
8	56.804	+0.158	16:41:43.993
9	56.646		16:42:40.639
10	57.503	+0.857	16:43:38.142
<b>(83) Colin Menary</b>			
1	1:01.477	+4.105	16:35:02.933
2	58.221	+0.849	16:36:01.154
3	58.404	+1.032	16:36:59.558
4	57.889	+0.517	16:37:57.447
5	58.047	+0.675	16:38:55.494
6	57.846	+0.474	16:39:53.340
7	58.086	+0.714	16:40:51.426
8	57.823	+0.451	16:41:49.249
9	57.372		16:42:46.621
10	58.406	+1.034	16:43:45.027
<b>(28) Alan Witherow</b>			
1	1:04.636	+2.480	16:35:08.024
2	1:02.818	+0.642	16:36:10.842
3	1:03.051	+0.875	16:37:13.893
4	1:02.997	+0.821	16:38:16.890
5	1:02.534	+0.358	16:39:19.424
6	1:02.718	+0.542	16:40:22.142
7	1:02.325	+0.149	16:41:24.467
8	1:02.176		16:42:26.643
9	1:02.413	+0.237	16:43:29.056
10	1:02.669	+0.493	16:44:31.725
<b>(17) Scott Greenaway</b>			

Lap	Lap Tm	Diff	Time of Day
1	1:05.006	+2.137	16:35:08.679
2	1:03.022	+0.153	16:36:11.701
3	1:03.015	+0.146	16:37:14.716
4	1:02.869		16:38:17.585
5	1:03.150	+0.281	16:39:20.735
6	1:03.050	+0.181	16:40:23.785
7	1:03.603	+0.734	16:41:27.388
8	1:02.883	+0.014	16:42:30.271
9	1:03.384	+0.515	16:43:33.655
10	1:03.499	+0.630	16:44:37.154
<b>(99) Stuart Coey</b>			
1	1:04.535	+1.628	16:35:07.954
2	1:03.383	+0.476	16:36:11.337
3	1:02.955	+0.048	16:37:14.292
4	1:03.132	+0.225	16:38:17.424
5	1:02.907		16:39:20.331
6	1:03.231	+0.324	16:40:23.562
7	1:03.126	+0.219	16:41:26.688
8	1:03.464	+0.557	16:42:30.152
9	1:03.298	+0.391	16:43:33.450
10	1:03.916	+1.009	16:44:37.366
<b>(19) Philip Mills</b>			
1	1:06.444	+3.168	16:35:10.481
2	1:03.700	+0.424	16:36:14.181
3	1:03.276		16:37:17.457
4	1:03.541	+0.265	16:38:20.998
5	1:05.349	+2.073	16:39:26.347
6	1:04.100	+0.824	16:40:30.447
7	1:04.139	+0.863	16:41:34.586
8	1:04.170	+0.894	16:42:38.756
9	1:03.917	+0.641	16:43:42.673
<b>(51) Geoffrey Simms</b>			
1	1:05.420	+1.778	16:35:09.586
2	1:03.971	+0.329	16:36:13.557
3	1:03.999	+0.357	16:37:17.556
4	1:03.979	+0.337	16:38:21.535
5	1:04.212	+0.570	16:39:25.747
6	1:04.156	+0.514	16:40:29.903
7	1:05.550	+1.908	16:41:35.453
8	1:04.017	+0.375	16:42:39.470
9	1:03.642		16:43:43.112
<b>(86) Eoin Ryan</b>			
1	1:08.203	+3.305	16:35:12.316
2	1:06.657	+1.759	16:36:18.973
3	1:07.029	+2.131	16:37:26.002
4	1:05.871	+0.973	16:38:31.873
5	1:05.447	+0.549	16:39:37.320
6	1:05.656	+0.758	16:40:42.976
7	1:06.197	+1.299	16:41:49.173
8	1:05.941	+1.043	16:42:55.114
9	1:04.898		16:44:00.012
<b>(12) Eoin Buckley</b>			
1	1:01.625	+1.595	16:35:03.371
2	1:00.030		16:36:03.401

Results provisional until the conclusion of judicial and technical matters

Orbits

Chief Timekeeper: D.Bradfield

Clerk of the Course: Chris Edwards

Live timing available at [timing.rhwright.co.uk](http://timing.rhwright.co.uk)

[www.mylaps.com](http://www.mylaps.com)

Licensed to: R.H.Wright Timing

