



500MRCI 70th Anniversary Race Meeting

Sorted on best lap time

Fiesta Zetec/Mazda MX5

Kirkistown 500 MRCI 1.512 miles

Qualifying (Q6)

23/06/2023 15:35

Qualifying started at 15:13:21

Pos	No.	Name	Make	Best Tm	Diff	In Lap	Best Speed	2nd Best	2nd Lap
Ford Fiesta									
1	49	Michael Graham	1.3 Ford Fiesta	1:17.469		5	70.261	1:17.473	3
2	1	Derek Graham	1.3 Ford Fiesta	1:17.854	0.385	3	69.913	1:17.945	2
3	129	Ethan Campbell	1.3 Ford Fiesta	1:18.205	0.736	2	69.599	1:18.346	6
4	21	Megan Campbell	1.3 Ford Fiesta	1:18.280	0.811	4	69.533	1:18.395	2
5	8	Michael Mulholland	1.3 Ford Fiesta	1:20.461	2.992	5	67.648	1:20.477	6
6	886	Paul Larkham	1.3 Ford Fiesta	1:20.970	3.501	3	67.223	1:21.129	4
7	26	Grace McCallion	1.3 Ford Fiesta	1:24.295	6.826	6	64.571	1:24.608	3
8	6	Kenneth Dock	1.3 Ford Fiesta			0	-		0
9	28	Stephen Walker	1.3 Ford Fiesta			0	-		0
Mazda MX5									
1	14	Francis Allen	1.8 Mazda MX5	1:10.315		8	77.409	1:10.631	2
2	7	Gregory Radcliffe	1.8 Mazda MX 5	1:12.687	2.372	4	74.883	1:12.732	1
3	22	John Stewart	1.8 Mazda MX5			0	-		0
4	34	Alan Moran	1.8 Mazda MX5			0	-		0
5	41	Jim Kennedy	1.8 Mazda MX5			0	-		0
6	42	Rob Kennedy	1.8 Mazda MX5			0	-		0
7	50	Robert McAllister	1.8 Mazda MX5			0	-		0
8	173	Andy Irwin	1.8 Mazda MX5			0	-		0
9	311	Stuart Annesley	1.8 Mazda MX5			0	-		0

Announcements

Car 22 - No transponder times recorded (Q12.8.1)

Car 22 - Please fit a working transponder as per MSUK Reg Q12.8.1

Results provisional until the conclusion of judicial and technical matters

Orbits

Chief Timekeeper: D.Bradfield

Clerk of the Course: Chris Edwards

Live timing available at timing.rhwright.co.uk

www.mylaps.com

Licensed to: R.H.Wright Timing

Printed: 23/06/2023 15:26:04



500MRCI 70th Anniversary Race Meeting


Fiesta Zetec/Mazda MX5

Kirkistown 500 MRCI 1.512 miles

Qualifying (Q6)

23/06/2023 15:35

Qualifying started at 15:13:21



Lap	Lap Tm	Diff	Time of Day
(14) Francis Allen			
1	1:10.785	+0.470	15:15:49.738
2	1:10.631	+0.316	15:17:00.369
3	1:11.115	+0.800	15:18:11.484
4	1:10.844	+0.529	15:19:22.328
5	1:11.017	+0.702	15:20:33.345
6	1:10.851	+0.536	15:21:44.196
7	1:10.706	+0.391	15:22:54.902
8	1:10.315		15:24:05.217
(7) Gregory Radcliffe			
1	1:12.732	+0.045	15:16:01.225
2	1:13.142	+0.455	15:17:14.367
3	1:13.404	+0.717	15:18:27.771
4	1:12.687		15:19:40.458
5	1:12.794	+0.107	15:20:53.252
6	1:12.865	+0.178	15:22:06.117
7	1:13.053	+0.366	15:23:19.170
8	1:14.966	+2.279	15:24:34.136
(49) Michael Graham			
1	1:17.751	+0.282	15:16:33.332
2	1:17.507	+0.038	15:17:50.839
3	1:17.473	+0.004	15:19:08.312
4	1:18.000	+0.531	15:20:26.312
5	1:17.469		15:21:43.781
6	1:25.175	+7.706	15:23:08.956
7	1:18.040	+0.571	15:24:26.996
(1) Derek Graham			
1	1:18.110	+0.256	15:16:31.375
2	1:17.945	+0.091	15:17:49.320
3	1:17.854		15:19:07.174
(129) Ethan Campbell			
1	1:19.133	+0.928	15:16:13.092
2	1:18.205		15:17:31.297
3	1:18.540	+0.335	15:18:49.837
4	1:18.354	+0.149	15:20:08.191
5	1:18.907	+0.702	15:21:27.098
6	1:18.346	+0.141	15:22:45.444
7	1:18.410	+0.205	15:24:03.854
(21) Megan Campbell			
1	1:19.190	+0.910	15:16:12.886
2	1:18.395	+0.115	15:17:31.081
3	1:18.528	+0.248	15:18:49.609
4	1:18.280		15:20:07.889
5	1:19.871	+1.591	15:21:27.760
6	1:18.699	+0.419	15:22:46.459
7	1:18.861	+0.581	15:24:05.320
(8) Michael Mulholland			
1	1:22.046	+1.585	15:16:32.737
2	1:22.055	+1.594	15:17:54.792
3	1:21.396	+0.935	15:19:16.188
4	1:21.459	+0.998	15:20:37.647
5	1:20.461		15:21:58.108
6	1:20.477	+0.016	15:23:18.585
7	1:21.603	+1.142	15:24:40.188
(886) Paul Larkham			
1	1:24.242	+3.272	15:16:30.545
2	1:21.438	+0.468	15:17:51.983
3	1:20.970		15:19:12.953
4	1:21.129	+0.159	15:20:34.082
5	1:21.410	+0.440	15:21:55.492
6	1:21.359	+0.389	15:23:16.851
7	1:21.250	+0.280	15:24:38.101
(26) Grace McCallion			
1	1:24.765	+0.470	15:16:40.549
2	1:25.419	+1.124	15:18:05.968

Lap	Lap Tm	Diff	Time of Day
3	1:24.608	+0.313	15:19:30.576
4	1:25.672	+1.377	15:20:56.248
5	1:25.215	+0.920	15:22:21.463
6	1:24.295		15:23:45.758

Lap	Lap Tm	Diff	Time of Day
-----	--------	------	-------------

Results provisional until the conclusion of judicial and technical matters

Orbits

Chief Timekeeper: D.Bradfield

Clerk of the Course: Chris Edwards

Live timing available at timing.rhwright.co.uk

www.mylaps.com

Printed: 25/06/2023 13:12:23

Licensed to: R.H.Wright Timing



500MRCI 70th Anniversary Race Meeting

Fiesta Zetec/Mazda MX5

Kirkistown 500 MRCI 1.512 miles


Race 1 (R7)

24/06/2023 12:00

Race (12:00 and 1 Laps)

11	28	
	21	
10	26	6
	19	20
9	8	886
	17	18
8	129	21
	15	16
7	49	1
	13	14
6		12
	11	
5	311	10
	9	173
4	50	8
	7	42
3	41	6
	5	34
2	22	4
	3	7
1	14	2
	1	

POLE POSITION



Results provisional until the conclusion of judicial and technical matters

Orbits

Chief Timekeeper: D.Bradfield

Clerk of the Course: Chris Edwards

Live timing available at timing.rhwright.co.uk

www.mylaps.com

Licensed to: R.H.Wright Timing

Printed: 23/06/2023 15:27:55



500MRCI 70th Anniversary Race Meeting

Sorted on Laps

Fiesta Zetec/Mazda MX5

Kirkistown 500 MRCI 1.512 miles

Race 1 (R7)

24/06/2023 12:00

Race (12:00 and 1 Laps) started at 12:36:34

Pos	No.	Name	Make	Laps	Total Tm	Best Tm	Best Speed	In Lap	Avg. Speed
Ford Fiesta									
1	49	Michael Graham	1.3 Ford Fiesta	11	14:26.920	1:17.734	70.021	8	69.064
2	21	Megan Campbell	1.3 Ford Fiesta	10	13:18.991	1:18.219	69.587	3	68.124
3	129	Ethan Campbell	1.3 Ford Fiesta	10	13:21.056	1:18.121	69.674	4	67.948
4	28	Stephen Walker	1.3 Ford Fiesta	10	13:35.636	1:19.224	68.704	3	66.733
5	886	Paul Larkham	1.3 Ford Fiesta	10	13:38.705	1:20.463	67.646	5	66.483
6	1	Derek Graham	1.3 Ford Fiesta	10	13:38.993	1:17.614	70.129	3	66.460
7	8	Michael Mulholland	1.3 Ford Fiesta	10	13:39.568	1:20.155	67.906	10	66.413
8	26	Grace McCallion	1.3 Ford Fiesta	10	14:21.750	1:22.953	65.616	8	63.162
Mazda MX5									
1	14	Francis Allen	1.8 Mazda MX5	11	13:13.178	1:10.639	77.054	5	75.485
2	22	John Stewart	1.8 Mazda MX5	11	13:38.817	1:12.845	74.721	8	73.122
3	7	Gregory Radcliffe	1.8 Mazda MX 5	11	13:39.486	1:13.252	74.305	5	73.062
4	173	Andy Irwin	1.8 Mazda MX5	11	13:57.312	1:13.896	73.658	7	71.506
5	34	Alan Moran	1.8 Mazda MX5	11	14:15.626	1:15.086	72.490	3	69.976
Not classified									
DNF	42	Rob Kennedy	1.8 Mazda MX5	9	10:58.981	1:10.939	76.728	2	74.338
DNF	41	Jim Kennedy	1.8 Mazda MX5		1:53.815		-	0	-
DNS	50	Robert McAllister	1.8 Mazda MX5				-	0	-
DNS	311	Stuart Annesley	1.8 Mazda MX5				-	0	-

Announcements

Penalty - Cars 28, 42, 1 and 129 +5s - Exceeding Track Limits (Q12.21.2b)

Penalty - Car 1+10s - Exceeding Track Limits (Q12.21.2b)

Margin of Victory	Avg. Speed	Best Lap Tm	Best Speed	Best Lap by
25.639	75.485	1:10.639	77.054	14 - Francis Allen

Results provisional until the conclusion of judicial and technical matters

Orbits

Chief Timekeeper: D.Bradfield

Clerk of the Course: Chris Edwards

Live timing available at timing.rhwright.co.uk

www.mylaps.com

Licensed to: R.H.Wright Timing

Printed: 24/06/2023 12:51:47



500MRCI 70th Anniversary Race Meeting

Fiesta Zetec/Mazda MX5

Kirkistown 500 MRCI 1.512 miles

Race 1 (R7)

24/06/2023 12:00

Race (12:00 and 1 Laps) started at 12:36:34

Lap	Lap Tm	Diff	Time of Day
(14) Francis Allen			
1	1:18.771	+8.132	12:37:55.838
2	1:11.247	+0.608	12:39:07.085
3	1:11.590	+0.951	12:40:18.675
4	1:11.479	+0.840	12:41:30.154
5	1:10.639		12:42:40.793
6	1:11.598	+0.959	12:43:52.391
7	1:10.853	+0.214	12:45:03.244
8	1:10.969	+0.330	12:46:14.213
9	1:11.005	+0.366	12:47:25.218
10	1:10.952	+0.313	12:48:36.170
11	1:11.844	+1.205	12:49:48.014

Lap	Lap Tm	Diff	Time of Day
(22) John Stewart			
1	1:20.082	+7.237	12:37:58.282
2	1:13.031	+0.186	12:39:11.313
3	1:13.722	+0.877	12:40:25.035
4	1:14.848	+2.003	12:41:39.883
5	1:13.778	+0.933	12:42:53.661
6	1:13.063	+0.218	12:44:06.724
7	1:13.385	+0.540	12:45:20.109
8	1:12.845		12:46:32.954
9	1:13.377	+0.532	12:47:46.331
10	1:13.715	+0.870	12:49:00.046
11	1:13.607	+0.762	12:50:13.653

Lap	Lap Tm	Diff	Time of Day
(7) Gregory Radcliffe			
1	1:19.438	+6.186	12:37:56.242
2	1:14.526	+1.274	12:39:10.768
3	1:13.842	+0.590	12:40:24.610
4	1:14.004	+0.752	12:41:38.614
5	1:13.252		12:42:51.866
6	1:13.302	+0.050	12:44:05.168
7	1:13.690	+0.438	12:45:18.858
8	1:13.632	+0.380	12:46:32.490
9	1:13.640	+0.388	12:47:46.130
10	1:13.792	+0.540	12:48:59.922
11	1:14.400	+1.148	12:50:14.322

Lap	Lap Tm	Diff	Time of Day
(173) Andy Irwin			
1	1:20.814	+6.918	12:37:59.679
2	1:16.167	+2.271	12:39:15.846
3	1:15.068	+1.172	12:40:30.914
4	1:15.104	+1.208	12:41:46.018
5	1:14.623	+0.727	12:43:00.641
6	1:14.287	+0.391	12:44:14.928
7	1:13.896		12:45:28.824
8	1:16.085	+2.189	12:46:44.909
9	1:14.138	+0.242	12:47:59.047
10	1:18.778	+4.882	12:49:17.825
11	1:14.323	+0.427	12:50:32.148

Lap	Lap Tm	Diff	Time of Day
(34) Alan Moran			
1	1:19.636	+4.550	12:37:57.365
2	1:16.122	+1.036	12:39:13.487
3	1:15.086		12:40:28.573
4	1:16.015	+0.929	12:41:44.588
5	1:18.889	+3.803	12:43:03.477
6	1:17.346	+2.260	12:44:20.823
7	1:17.697	+2.611	12:45:38.520
8	1:17.488	+2.402	12:46:56.008
9	1:17.717	+2.631	12:48:13.725
10	1:17.019	+1.933	12:49:30.744
11	1:19.718	+4.632	12:50:50.462

Lap	Lap Tm	Diff	Time of Day
(49) Michael Graham			
1	1:21.854	+4.120	12:38:02.290
2	1:18.190	+0.456	12:39:20.480
3	1:17.958	+0.224	12:40:38.438
4	1:17.987	+0.253	12:41:56.425
5	1:18.009	+0.275	12:43:14.434
6	1:17.816	+0.082	12:44:32.250
7	1:17.900	+0.166	12:45:50.150

Lap	Lap Tm	Diff	Time of Day
8	1:17.734		12:47:07.884
9	1:17.915	+0.181	12:48:25.799
10	1:17.827	+0.093	12:49:43.626
11	1:18.130	+0.396	12:51:01.756

Lap	Lap Tm	Diff	Time of Day
(21) Megan Campbell			
1	1:22.617	+4.398	12:38:03.557
2	1:19.041	+0.822	12:39:22.598
3	1:18.219		12:40:40.817
4	1:18.428	+0.209	12:41:59.245
5	1:18.728	+0.509	12:43:17.973
6	1:18.399	+0.180	12:44:36.372
7	1:18.562	+0.343	12:45:54.934
8	1:18.929	+0.710	12:47:13.863
9	1:18.998	+0.779	12:48:32.861
10	1:20.966	+2.747	12:49:53.827


Lap	Lap Tm	Diff	Time of Day
(129) Ethan Campbell			
1	1:22.688	+4.567	12:38:03.374
2	1:18.765	+0.644	12:39:22.139
3	1:18.274	+0.153	12:40:40.413
4	1:18.121		12:41:58.534
5	1:18.676	+0.555	12:43:17.210
6	1:18.234	+0.113	12:44:35.444
7	1:18.280	+0.159	12:45:53.724
8	1:18.857	+0.736	12:47:12.581
9	1:19.287	+1.166	12:48:31.868
10	1:19.024	+0.903	12:49:50.892

Lap	Lap Tm	Diff	Time of Day
(28) Stephen Walker			
1	1:25.192	+5.968	12:38:07.273
2	1:20.729	+1.505	12:39:28.002
3	1:19.224		12:40:47.226
4	1:19.267	+0.043	12:42:06.493
5	1:19.516	+0.292	12:43:26.009
6	1:19.335	+0.111	12:44:45.344
7	1:19.477	+0.253	12:46:04.821
8	1:19.985	+0.761	12:47:24.806
9	1:21.256	+2.032	12:48:46.062
10	1:19.410	+0.186	12:50:05.472

Lap	Lap Tm	Diff	Time of Day
(886) Paul Larkham			
1	1:23.794	+3.331	12:38:05.159
2	1:20.736	+0.273	12:39:25.895
3	1:20.689	+0.226	12:40:46.584
4	1:21.534	+1.071	12:42:08.118
5	1:20.463		12:43:28.581
6	1:20.968	+0.505	12:44:49.549
7	1:20.946	+0.483	12:46:10.495
8	1:21.401	+0.938	12:47:31.896
9	1:20.931	+0.468	12:48:52.827
10	1:20.714	+0.251	12:50:13.541

Lap	Lap Tm	Diff	Time of Day
(1) Derek Graham			
1	1:22.867	+5.253	12:38:03.404
2	1:25.746	+8.132	12:39:29.150
3	1:17.614		12:40:46.764
4	1:17.837	+0.223	12:42:04.601
5	1:17.647	+0.033	12:43:22.248
6	1:17.703	+0.089	12:44:39.951
7	1:17.738	+0.124	12:45:57.689
8	1:18.042	+0.428	12:47:15.731
9	1:18.039	+0.425	12:48:33.770
10	1:20.059	+2.445	12:49:53.829

Lap	Lap Tm	Diff	Time of Day
(8) Michael Mulholland			
1	1:24.929	+4.774	12:38:06.666
2	1:21.722	+1.567	12:39:28.388
3	1:21.386	+1.231	12:40:49.774
4	1:20.615	+0.460	12:42:10.389
5	1:20.456	+0.301	12:43:30.845
6	1:20.755	+0.600	12:44:51.600
7	1:21.115	+0.960	12:46:12.715
8	1:21.208	+1.053	12:47:33.923



Lap	Lap Tm	Diff	Time of Day
9	1:20.326	+0.171	12:48:54.249
10	1:20.155		12:50:14.404

Lap	Lap Tm	Diff	Time of Day
(26) Grace McCallion			
1	1:36.649	+13.696	12:38:19.063
2	1:25.978	+3.025	12:39:45.041
3	1:24.050	+1.097	12:41:09.091
4	1:23.553	+0.600	12:42:32.644
5	1:24.546	+1.593	12:43:57.190
6	1:24.423	+1.470	12:45:21.613
7	1:24.348	+1.395	12:46:45.961
8	1:22.953		12:48:08.914
9	1:24.407	+1.454	12:49:33.321
10	1:23.265	+0.312	12:50:56.586

Lap	Lap Tm	Diff	Time of Day
(42) Rob Kennedy			
1	1:17.968	+7.029	12:37:56.192
2	1:10.939		12:39:07.131
3	1:11.568	+0.629	12:40:18.699
4	1:11.079	+0.140	12:41:29.778
5	1:11.773	+0.834	12:42:41.551
6	1:13.340	+2.401	12:43:54.891
7	1:11.275	+0.336	12:45:06.166
8	1:11.186	+0.247	12:46:17.352
9	1:11.465	+0.526	12:47:28.817

Results provisional until the conclusion of judicial and technical matters

Orbits

Chief Timekeeper: D.Bradfield

Clerk of the Course: Chris Edwards

Live timing available at timing.rhwright.co.uk

www.mylaps.com

Licensed to: R.H.Wright Timing





500MRCI 70th Anniversary Race Meeting

Fiesta Zetec/Mazda MX5

Kirkistown 500 MRCI 1.512 miles

Race 2 (R15)

24/06/2023 16:30

Race (12:00 and 1 Laps)

11	28	21	26
10	19	20	1
9	49	17	18
8	129	15	21
7	8	13	886
6	11	12	14
5	50	9	10
4	42	7	311
3	14	5	8
2	7	3	41
1	34	1	6
			22
			4
			173
			2

POLE POSITION

Results provisional until the conclusion of judicial and technical matters

Orbits

Chief Timekeeper: D.Bradfield

Clerk of the Course: Chris Edwards

Live timing available at timing.rhwright.co.uk

www.mylaps.com

Licensed to: R.H.Wright Timing

Printed: 24/06/2023 16:50:24



R.H.Wright Timing

500MRCI 70th Anniversary Race Meeting

Sorted on Laps

Fiesta Zetec/Mazda MX5

Kirkistown 500 MRCI 1.512 miles

Race 2A Restart (R15)

24/06/2023 17:05

Race (10:00 and 1 Laps) started at 17:17:07

Pos	No.	Name	Make	Laps	Total Tm	Best Tm	Best Speed	In Lap	Avg. Speed
Ford Fiesta									
1	1	Derek Graham	1.3 Ford Fiesta	10	13:18.147	1:18.077	69.713	4	68.196
2	21	Megan Campbell	1.3 Ford Fiesta	9	12:04.343	1:18.532	69.310	2	67.630
3	886	Paul Larkham	1.3 Ford Fiesta	9	12:21.090	1:20.177	67.888	2	66.102
4	26	Grace McCallion	1.3 Ford Fiesta	9	13:01.130	1:23.609	65.101	8	62.713
Not classified									
DNS	8	Michael Mulholland	1.3 Ford Fiesta				-	0	-
DNS	49	Michael Graham	1.3 Ford Fiesta				-	0	-
DNS	129	Ethan Campbell	1.3 Ford Fiesta				-	0	-
Mazda MX5									
1	14	Francis Allen	1.8 Mazda MX5	10	11:59.243	1:10.581	77.117	6	75.677
2	42	Rob Kennedy	1.8 Mazda MX5	10	12:11.688	1:11.112	76.542	5	74.390
3	41	Jim Kennedy	1.8 Mazda MX5	10	12:18.775	1:11.808	75.800	5	73.676
4	7	Gregory Radcliffe	1.8 Mazda MX 5	10	12:21.816	1:13.089	74.471	5	73.374
5	34	Alan Moran	1.8 Mazda MX5	10	12:53.702	1:14.876	72.694	2	70.350
6	22	John Stewart	1.8 Mazda MX5	10	12:54.118	1:14.068	73.487	9	70.313
7	173	Andy Irwin	1.8 Mazda MX5	10	12:54.192	1:13.606	73.948	8	70.306

Announcements

Race red flagged on Lap 1. Race restarted over 10 mins on original grid
Penalty - Car 22 +5s - Exceeding Track Limits (Q12.21.2b)

Margin of Victory	Avg. Speed	Best Lap Tm	Best Speed	Best Lap by
12.445	75.677	1:10.581	77.117	14 - Francis Allen

Results provisional until the conclusion of judicial and technical matters

Orbits

Chief Timekeeper: D.Bradfield

Clerk of the Course: Chris Edwards

Live timing available at timing.rhwright.co.uk

www.mylaps.com

Licensed to: R.H.Wright Timing

Printed: 24/06/2023 17:31:10



500MRCI 70th Anniversary Race Meeting


Fiesta Zetec/Mazda MX5

Kirkistown 500 MRCI 1.512 miles

Race 2A Restart (R15)

24/06/2023 17:05

Race (10:00 and 1 Laps) started at 17:17:07



Lap	Lap Tm	Diff	Time of Day
(14) Francis Allen			
1	1:17.739	+7.158	17:18:28.650
2	1:11.764	+1.183	17:19:40.414
3	1:10.782	+0.201	17:20:51.196
4	1:10.751	+0.170	17:22:01.947
5	1:10.740	+0.159	17:23:12.687
6	1:10.581		17:24:23.268
7	1:10.824	+0.243	17:25:34.092
8	1:10.641	+0.060	17:26:44.733
9	1:10.802	+0.221	17:27:55.535
10	1:11.180	+0.599	17:29:06.715
(42) Rob Kennedy			
1	1:21.263	+10.151	17:18:32.775
2	1:11.722	+0.610	17:19:44.497
3	1:11.371	+0.259	17:20:55.868
4	1:11.549	+0.437	17:22:07.417
5	1:11.112		17:23:18.529
6	1:11.308	+0.196	17:24:29.837
7	1:12.165	+1.053	17:25:42.002
8	1:11.452	+0.340	17:26:53.454
9	1:11.445	+0.333	17:28:04.899
10	1:14.261	+3.149	17:29:19.160
(41) Jim Kennedy			
1	1:21.630	+9.822	17:18:32.693
2	1:13.783	+1.975	17:19:46.476
3	1:12.432	+0.624	17:20:58.908
4	1:13.020	+1.212	17:22:11.928
5	1:11.808		17:23:23.736
6	1:12.315	+0.507	17:24:36.051
7	1:12.291	+0.483	17:25:48.342
8	1:12.167	+0.359	17:27:00.509
9	1:12.302	+0.494	17:28:12.811
10	1:13.436	+1.628	17:29:26.247
(7) Gregory Radcliffe			
1	1:18.514	+5.425	17:18:28.558
2	1:13.862	+0.773	17:19:42.420
3	1:13.417	+0.328	17:20:55.837
4	1:14.004	+0.915	17:22:09.841
5	1:13.089		17:23:22.930
6	1:13.311	+0.222	17:24:36.241
7	1:13.191	+0.102	17:25:49.432
8	1:13.150	+0.061	17:27:02.582
9	1:13.468	+0.379	17:28:16.050
10	1:13.238	+0.149	17:29:29.288
(34) Alan Moran			
1	1:22.670	+7.794	17:18:32.276
2	1:14.876		17:19:47.152
3	1:17.176	+2.300	17:21:04.328
4	1:16.492	+1.616	17:22:20.820
5	1:18.290	+3.414	17:23:39.110
6	1:17.795	+2.919	17:24:56.905
7	1:16.378	+1.502	17:26:13.283
8	1:16.209	+1.333	17:27:29.492
9	1:15.624	+0.748	17:28:45.116
10	1:16.058	+1.182	17:30:01.174
(22) John Stewart			
1	1:22.953	+8.885	17:18:33.666
2	1:14.273	+0.205	17:19:47.939
3	1:24.635	+10.567	17:21:12.574
4	1:14.155	+0.087	17:22:26.729
5	1:16.819	+2.751	17:23:43.548
6	1:14.101	+0.033	17:24:57.649
7	1:14.871	+0.803	17:26:12.520
8	1:14.491	+0.423	17:27:27.011
9	1:14.068		17:28:41.079
10	1:15.511	+1.443	17:29:56.590
(173) Andy Irwin			

Lap	Lap Tm	Diff	Time of Day
1	1:23.323	+9.717	17:18:32.936
2	1:16.114	+2.508	17:19:49.050
3	1:15.947	+2.341	17:21:04.997
4	1:16.233	+2.627	17:22:21.230
5	1:26.105	+12.499	17:23:47.335
6	1:15.426	+1.820	17:25:02.761
7	1:13.925	+0.319	17:26:16.686
8	1:13.606		17:27:30.292
9	1:15.513	+1.907	17:28:45.805
10	1:15.859	+2.253	17:30:01.664
(1) Derek Graham			
1	1:22.161	+4.084	17:18:36.053
2	1:18.339	+0.262	17:19:54.392
3	1:18.374	+0.297	17:21:12.766
4	1:18.077		17:22:30.843
5	1:18.482	+0.405	17:23:49.325
6	1:18.836	+0.759	17:25:08.161
7	1:19.051	+0.974	17:26:27.212
8	1:19.360	+1.283	17:27:46.572
9	1:19.332	+1.255	17:29:05.904
10	1:19.715	+1.638	17:30:25.619
(21) Megan Campbell			
1	1:22.486	+3.954	17:18:36.247
2	1:18.532		17:19:54.779
3	1:21.198	+2.666	17:21:15.977
4	1:19.033	+0.501	17:22:35.010
5	1:19.521	+0.989	17:23:54.531
6	1:19.323	+0.791	17:25:13.854
7	1:19.043	+0.511	17:26:32.897
8	1:19.242	+0.710	17:27:52.139
9	1:19.676	+1.144	17:29:11.815
(886) Paul Larkham			
1	1:24.966	+4.789	17:18:38.012
2	1:20.177		17:19:58.189
3	1:22.064	+1.887	17:21:20.253
4	1:21.573	+1.396	17:22:41.826
5	1:20.993	+0.816	17:24:02.819
6	1:21.691	+1.514	17:25:24.510
7	1:22.013	+1.836	17:26:46.523
8	1:20.753	+0.576	17:28:07.276
9	1:21.286	+1.109	17:29:28.562
(26) Grace McCallion			
1	1:35.192	+11.583	17:18:50.879
2	1:23.885	+0.276	17:20:14.764
3	1:24.411	+0.802	17:21:39.175
4	1:24.994	+1.385	17:23:04.169
5	1:24.340	+0.731	17:24:28.509
6	1:24.300	+0.691	17:25:52.809
7	1:24.846	+1.237	17:27:17.655
8	1:23.609		17:28:41.264
9	1:27.338	+3.729	17:30:08.602

Results provisional until the conclusion of judicial and technical matters

Orbits

Chief Timekeeper: D.Bradfield

Clerk of the Course: Chris Edwards

Live timing available at timing.rhwright.co.uk

www.mylaps.com

Licensed to: R.H.Wright Timing





R.H.Wright Timing

500MRCI 70th Anniversary Race Meeting

Sorted on best lap time

Formula Ford 1600

Kirkistown 500 MRCI 1.512 miles

Qualifying (Q8)

23/06/2023 16:25

Qualifying started at 15:43:56

Pos	No.	Name	Make	Best Tm	Diff	In Lap	Best Speed	2nd Best	2nd Lap
1	28	David McCullough	Van Diemen RF00	1:02.751		3	86.740	1:03.241	2
2	99	Jordan Kelly	Van Diemen RF06	1:02.812	0.061	3	86.656	1:03.117	2
3	88	Morgan Quinn	Van Diemen RF99	1:03.069	0.318	2	86.303	1:03.386	1
4	18	Alan Davidson	Mondiale M89S	1:04.407	1.656	2	84.510	1:06.457	1
5	43	Donal Downey	Ray GR20	1:04.937	2.186	2	83.820	1:05.503	6
6	16	Chris Middlehurst	Van Diemen LA10	1:05.269	2.518	2	83.394	1:05.531	4
7	8	Philip Harris	Mondiale M89T	1:05.717	2.966	3	82.825	1:06.333	2
8	90	Henry Campbell	Reynard FF89	1:07.677	4.926	3	80.426	1:08.169	4
9	26	Jason Smyth	Ray GR14			0	-		0

Results provisional until the conclusion of judicial and technical matters

Orbits

Chief Timekeeper: D.Bradfield

Clerk of the Course: Chris Edwards

Live timing available at timing.rhwright.co.uk

www.mylaps.com

Licensed to: R.H.Wright Timing

Printed: 23/06/2023 15:55:59



500MRCI 70th Anniversary Race Meeting


Formula Ford 1600

Kirkistown 500 MRCI 1.512 miles

Qualifying (Q8)

23/06/2023 16:25

Qualifying started at 15:43:56



Lap	Lap Tm	Diff	Time of Day
(28) David McCullough			
1	1:04.612	+1.861	15:46:48.954
2	1:03.241	+0.490	15:47:52.195
3	1:02.751		15:48:54.946
4	1:04.697	+1.946	15:49:59.643
5	1:05.285	+2.534	15:51:04.928
p6	1:35.120	+32.369	15:52:40.048
(99) Jordan Kelly			
1	1:04.656	+1.844	15:47:02.362
2	1:03.117	+0.305	15:48:05.479
3	1:02.812		15:49:08.291
4	1:04.358	+1.546	15:50:12.649
5	1:03.727	+0.915	15:51:16.376
(88) Morgan Quinn			
1	1:03.386	+0.317	15:48:07.645
2	1:03.069		15:49:10.714
3	1:04.367	+1.298	15:50:15.081
4	1:03.596	+0.527	15:51:18.677
5	1:04.011	+0.942	15:52:22.688
p6	1:47.981	+44.912	15:54:10.669
(18) Alan Davidson			
1	1:06.457	+2.050	15:48:19.117
2	1:04.407		15:47:23.524
3	1:04.075	-0.332	15:48:27.599
4	1:04.363	-0.044	15:49:31.962
5	1:05.459	+1.052	15:50:37.421
6	1:04.822	+0.415	15:51:42.243
7	1:06.651	+2.244	15:52:48.894
8	1:07.591	+3.184	15:53:56.485
9	1:07.102	+2.695	15:55:03.587
(43) Donal Downey			
1	1:08.360	+3.423	15:48:20.342
2	1:04.937		15:47:25.279
3	1:04.763	-0.174	15:48:30.042
4	1:04.549	-0.388	15:49:34.591
5	1:04.813	-0.124	15:50:39.404
6	1:05.503	+0.566	15:51:44.907
7	1:06.029	+1.092	15:52:50.936
8	1:06.133	+1.196	15:53:57.069
9	1:05.694	+0.757	15:55:02.763
(16) Chris Middlehurst			
1	1:05.949	+0.680	15:47:37.375
2	1:05.269		15:48:42.644
3	1:05.659	+0.390	15:49:48.303
4	1:05.531	+0.262	15:50:53.834
5	1:05.832	+0.563	15:51:59.666
p6	2:11.233	+1:05.964	15:54:10.899
(8) Philp Harris			
1	1:08.499	+2.782	15:46:24.269
2	1:06.333	+0.616	15:47:30.602
3	1:05.717		15:48:36.319
4	1:06.476	+0.759	15:49:42.795
5	1:06.897	+1.180	15:50:49.692
6	1:12.235	+6.518	15:52:01.927
(90) Henry Campbell			
1	1:10.531	+2.854	15:46:34.635
2	1:08.564	+0.887	15:47:43.199
3	1:07.677		15:48:50.876
4	1:08.169	+0.492	15:49:59.045
5	1:09.525	+1.848	15:51:08.570
6	1:09.091	+1.414	15:52:17.661
7	1:10.800	+3.123	15:53:28.461
8	1:11.134	+3.457	15:54:39.595

Lap	Lap Tm	Diff	Time of Day
-----	--------	------	-------------

Lap	Lap Tm	Diff	Time of Day
-----	--------	------	-------------

Results provisional until the conclusion of judicial and technical matters

Orbits

Chief Timekeeper: D.Bradfield

Clerk of the Course: Chris Edwards

Live timing available at timing.rhwright.co.uk

www.mylaps.com

Licensed to: R.H.Wright Timing





R.H.Wright Timing

500MRCI 70th Anniversary Race Meeting

Formula Ford 1600

Kirkistown 500 MRCI 1.512 miles

Race 1 restart (R10)

24/06/2023 13:25

Race (10:00 and 1 Laps)

5	26	
	9	
4	8	90
	7	8
3	43	16
	5	6
2	88	18
	3	4
1	28	99
	1	2

POLE POSITION

Results provisional until the conclusion of judicial and technical matters

Orbits

Chief Timekeeper: D.Bradfield

Clerk of the Course: Chris Edwards

Live timing available at timing.rhwright.co.uk

www.mylaps.com

Licensed to: R.H.Wright Timing

Printed: 24/06/2023 13:48:18



R.H.Wright Timing

500MRCI 70th Anniversary Race Meeting

Sorted on Laps

Formula Ford 1600

Kirkistown 500 MRCI 1.512 miles

Race 1 Restart (R10)

24/06/2023 14:20

Race (10:00 and 1 Laps) started at 14:46:00

Pos	No.	Name	Make	Laps	Total Tm	Best Tm	Best Speed	In Lap	Avg. Speed
1	88	Morgan Quinn	Van Diemen RF99	11	11:31.549	1:01.946	87.867	8	86.578
2	99	Jordan Kelly	Van Diemen RF06	11	11:31.819	1:01.478	88.536	9	86.545
3	18	Alan Davidson	Mondiale M89S	11	11:35.344	1:02.203	87.504	4	86.106
4	26	Jason Smyth	Ray GR14	11	11:42.787	1:02.602	86.946	8	85.194
5	8	Philip Harris	Mondiale M89T	11	11:47.537	1:03.216	86.102	4	84.622
6	43	Donal Downey	Ray GR20	11	11:51.389	1:02.633	86.903	6	84.164
7	16	Chris Middlehurst	Van Diemen LA10	11	11:54.005	1:02.285	87.389	9	83.855
8	90	Henry Campbell	Reynard FF89	11	11:58.367	1:04.092	84.925	10	83.346
Not classified									
DNS	28	David McCullough	Van Diemen RF00					0	

Margin of Victory

Avg. Speed

Best Lap Tm

Best Speed

Best Lap by

0.270

86.578

1:01.478

88.536

99 - Jordan Kelly

Results provisional until the conclusion of judicial and technical matters

Orbits

Chief Timekeeper: D.Bradfield

Clerk of the Course: Chris Edwards

Live timing available at timing.rhwright.co.uk

www.mylaps.com

Printed: 24/06/2023 14:58:38

Licensed to: R.H.Wright Timing



500MRCI 70th Anniversary Race Meeting


Formula Ford 1600

Kirkistown 500 MRCI 1.512 miles

Race 1 Restart (R10)

24/06/2023 14:20

Race (10:00 and 1 Laps) started at 14:46:00



Lap	Lap Tm	Diff	Time of Day
(88) Morgan Quinn			
1	1:06.797	+4.851	14:47:09.721
2	1:02.964	+1.018	14:48:12.685
3	1:02.409	+0.463	14:49:15.094
4	1:02.048	+0.102	14:50:17.142
5	1:02.122	+0.176	14:51:19.264
6	1:02.225	+0.279	14:52:21.489
7	1:01.967	+0.021	14:53:23.456
8	1:01.946		14:54:25.402
9	1:02.013	+0.067	14:55:27.415
10	1:02.357	+0.411	14:56:29.772
11	1:02.007	+0.061	14:57:31.779

(99) Jordan Kelly			
1	1:07.846	+6.388	14:47:09.901
2	1:03.238	+1.760	14:48:13.139
3	1:03.350	+1.872	14:49:16.489
4	1:02.269	+0.791	14:50:18.758
5	1:01.841	+0.363	14:51:20.599
6	1:01.994	+0.516	14:52:22.593
7	1:01.895	+0.417	14:53:24.488
8	1:01.728	+0.250	14:54:26.216
9	1:01.478		14:55:27.694
10	1:02.571	+1.093	14:56:30.265
11	1:01.784	+0.306	14:57:32.049

(18) Alan Davidson			
1	1:06.877	+4.674	14:47:09.822
2	1:03.229	+1.026	14:48:12.851
3	1:02.645	+0.442	14:49:15.496
4	1:02.203		14:50:17.699
5	1:02.389	+0.186	14:51:20.088
6	1:02.537	+0.334	14:52:22.625
7	1:02.666	+0.463	14:53:25.291
8	1:02.532	+0.329	14:54:27.823
9	1:02.427	+0.224	14:55:30.250
10	1:02.603	+0.400	14:56:32.853
11	1:02.721	+0.518	14:57:35.574

(26) Jason Smyth			
1	1:07.432	+4.830	14:47:11.819
2	1:02.725	+0.123	14:48:14.544
3	1:03.228	+0.626	14:49:17.772
4	1:03.554	+0.952	14:50:21.326
5	1:03.522	+0.920	14:51:24.848
6	1:03.010	+0.408	14:52:27.858
7	1:03.051	+0.449	14:53:30.909
8	1:02.602		14:54:33.511
9	1:02.905	+0.303	14:55:36.416
10	1:03.140	+0.538	14:56:39.556
11	1:03.461	+0.859	14:57:43.017

(8) Philp Harris			
1	1:06.938	+3.722	14:47:11.051
2	1:03.389	+0.173	14:48:14.440
3	1:03.757	+0.541	14:49:18.197
4	1:03.216		14:50:21.413
5	1:03.536	+0.320	14:51:24.949
6	1:03.738	+0.522	14:52:28.687
7	1:03.823	+0.607	14:53:32.510
8	1:03.686	+0.470	14:54:36.196
9	1:03.918	+0.702	14:55:40.114
10	1:03.506	+0.290	14:56:43.620
11	1:04.147	+0.931	14:57:47.767

(43) Donal Downey			
1	1:07.157	+4.524	14:47:10.394
2	1:02.874	+0.241	14:48:13.268
3	1:14.000	+11.367	14:49:27.268
4	1:02.845	+0.212	14:50:30.113
5	1:03.044	+0.411	14:51:33.157
6	1:02.633		14:52:35.790
7	1:02.824	+0.191	14:53:38.614

Lap	Lap Tm	Diff	Time of Day
8	1:03.107	+0.474	14:54:41.721
9	1:03.684	+1.051	14:55:45.405
10	1:03.000	+0.367	14:56:48.405
11	1:03.214	+0.581	14:57:51.619

(16) Chris Middlehurst			
1	1:06.949	+4.664	14:47:10.113
2	1:02.933	+0.648	14:48:13.046
3	1:19.669	+17.384	14:49:32.715
4	1:02.984	+0.699	14:50:35.699
5	1:02.818	+0.533	14:51:38.517
6	1:02.654	+0.369	14:52:41.171
7	1:03.014	+0.729	14:53:44.185
8	1:02.784	+0.499	14:54:46.969
9	1:02.285		14:55:49.254
10	1:02.567	+0.282	14:56:51.821
11	1:02.414	+0.129	14:57:54.235

(90) Henry Campbell			
1	1:08.587	+4.495	14:47:12.604
2	1:04.354	+0.262	14:48:16.958
3	1:04.463	+0.371	14:49:21.421
4	1:04.879	+0.787	14:50:26.300
5	1:04.594	+0.502	14:51:30.894
6	1:04.533	+0.441	14:52:35.427
7	1:04.913	+0.821	14:53:40.340
8	1:04.719	+0.627	14:54:45.059
9	1:04.877	+0.785	14:55:49.936
10	1:04.092		14:56:54.028
11	1:04.569	+0.477	14:57:58.597

Results provisional until the conclusion of judicial and technical matters

Orbits

Chief Timekeeper: D.Bradfield

Clerk of the Course: Chris Edwards

Live timing available at timing.rhwright.co.uk

www.mylaps.com

Licensed to: R.H.Wright Timing





500MRCI 70th Anniversary Race Meeting


Formula Ford 1600

Kirkistown 500 MRCI 1.512 miles

Race 2 (R17)

24/06/2023 17:30


Race (12:00 and 1 Laps)



5	26
	9
4	18
	7
3	16
	5
2	88
	3
1	99
	1

90
8
8
6
43
4
28
2

POLE POSITION



Results provisional until the conclusion of judicial and technical matters

Orbits

Chief Timekeeper: D.Bradfield

Clerk of the Course: Chris Edwards

Live timing available at timing.rhwright.co.uk

www.mylaps.com

Licensed to: R.H.Wright Timing

Printed: 23/06/2023 15:57:38





500MRCI 70th Anniversary Race Meeting

Sorted on Laps

Formula Ford 1600

Kirkistown 500 MRCI 1.512 miles

Race 2 (R17)

24/06/2023 18:00

Race (12:00 and 1 Laps) started at 18:01:59

Pos	No.	Name	Make	Laps	Total Tm	Best Tm	Best Speed	In Lap	Avg. Speed
1	28	David McCullough	Van Diemen RF00	13	13:38.094	1:02.103	87.645	3	86.493
2	88	Morgan Quinn	Van Diemen RF99	13	13:38.228	1:02.130	87.607	3	86.479
3	18	Alan Davidson	Mondiale M89S	13	13:42.598	1:02.408	87.217	8	86.019
4	16	Chris Middlehurst	Van Diemen LA10	13	13:48.436	1:02.710	86.797	13	85.413
5	8	Philip Harris	Mondiale M89T	13	14:05.207	1:03.246	86.061	12	83.718
6	43	Donal Downey	Ray GR20	13	14:06.252	1:02.266	87.416	12	83.615
7	90	Henry Campbell	Reynard FF89	13	14:07.610	1:03.943	85.123	13	83.481
8	26	Jason Smyth	Ray GR14	13	14:31.117	1:02.610	86.935	13	81.228
Not classified									
DNF	99	Jordan Kelly	Van Diemen RF06	1	1:09.601	1:07.791	80.291	1	78.203

Margin of Victory

Avg. Speed

Best Lap Tm

Best Speed

Best Lap by

0.134

86.493

1:02.103

87.645

28 - David McCullough

Results provisional until the conclusion of judicial and technical matters

Orbits

Chief Timekeeper: D.Bradfield

Clerk of the Course: Chris Edwards

Live timing available at timing.rhwright.co.uk

www.mylaps.com

Licensed to: R.H.Wright Timing

Printed: 24/06/2023 18:16:42



500MRCI 70th Anniversary Race Meeting


Formula Ford 1600

Kirkistown 500 MRCI 1.512 miles

Race 2 (R17)

24/06/2023 18:00

Race (12:00 and 1 Laps) started at 18:01:59



Lap	Lap Tm	Diff	Time of Day
(28) David McCullough			
1	1:07.608	+5.505	18:03:09.293
2	1:02.628	+0.525	18:04:11.921
3	1:02.103		18:05:14.024
4	1:02.288	+0.185	18:06:16.312
5	1:02.406	+0.303	18:07:18.718
6	1:02.296	+0.193	18:08:21.014
7	1:02.250	+0.147	18:09:23.264
8	1:02.551	+0.448	18:10:25.815
9	1:02.353	+0.250	18:11:28.168
10	1:02.458	+0.355	18:12:30.626
11	1:02.262	+0.159	18:13:32.888
12	1:02.417	+0.314	18:14:35.305
13	1:02.473	+0.370	18:15:37.778

Lap	Lap Tm	Diff	Time of Day
(88) Morgan Quinn			
1	1:07.050	+4.920	18:03:09.426
2	1:02.611	+0.481	18:04:12.037
3	1:02.130		18:05:14.167
4	1:02.339	+0.209	18:06:16.506
5	1:02.364	+0.234	18:07:18.870
6	1:02.222	+0.092	18:08:21.092
7	1:02.270	+0.140	18:09:23.362
8	1:02.497	+0.367	18:10:25.859
9	1:02.340	+0.210	18:11:28.199
10	1:02.529	+0.399	18:12:30.728
11	1:02.210	+0.080	18:13:32.938
12	1:02.461	+0.331	18:14:35.399
13	1:02.513	+0.383	18:15:37.912

Lap	Lap Tm	Diff	Time of Day
(18) Alan Davidson			
1	1:07.078	+4.670	18:03:10.326
2	1:02.936	+0.528	18:04:13.262
3	1:02.738	+0.330	18:05:16.000
4	1:02.751	+0.343	18:06:18.751
5	1:02.670	+0.262	18:07:21.421
6	1:02.537	+0.129	18:08:23.958
7	1:02.881	+0.473	18:09:26.839
8	1:02.408		18:10:29.247
9	1:02.624	+0.216	18:11:31.871
10	1:02.675	+0.267	18:12:34.546
11	1:02.492	+0.084	18:13:37.038
12	1:02.628	+0.220	18:14:39.666
13	1:02.616	+0.208	18:15:42.282

Lap	Lap Tm	Diff	Time of Day
(16) Chris Middlehurst			
1	1:08.795	+6.085	18:03:11.368
2	1:03.361	+0.651	18:04:14.729
3	1:03.202	+0.492	18:05:17.931
4	1:02.946	+0.236	18:06:20.877
5	1:02.948	+0.238	18:07:23.825
6	1:03.228	+0.518	18:08:27.053
7	1:03.017	+0.307	18:09:30.070
8	1:03.447	+0.737	18:10:33.517
9	1:03.129	+0.419	18:11:36.646
10	1:02.817	+0.107	18:12:39.463
11	1:02.896	+0.186	18:13:42.359
12	1:03.051	+0.341	18:14:45.410
13	1:02.710		18:15:48.120

Lap	Lap Tm	Diff	Time of Day
(8) Philp Harris			
1	1:08.730	+5.484	18:03:11.996
2	1:04.311	+1.065	18:04:16.307
3	1:04.864	+1.618	18:05:21.171
4	1:04.015	+0.769	18:06:25.186
5	1:04.049	+0.803	18:07:29.235
6	1:04.040	+0.794	18:08:33.275
7	1:04.139	+0.893	18:09:37.414
8	1:04.147	+0.901	18:10:41.561
9	1:03.703	+0.457	18:11:45.264
10	1:03.479	+0.233	18:12:48.743
11	1:03.380	+0.134	18:13:52.123
12	1:03.246		18:14:55.369

Lap	Lap Tm	Diff	Time of Day
(43) Donal Downey			
13	1:09.522	+6.276	18:16:04.891
1	1:26.463	+24.197	18:03:28.475
2	1:04.589	+2.323	18:04:33.064
3	1:03.548	+1.282	18:05:36.612
4	1:03.735	+1.469	18:06:40.347
5	1:03.182	+0.916	18:07:43.529
6	1:03.060	+0.794	18:08:46.589
7	1:03.062	+0.796	18:09:49.651
8	1:03.005	+0.739	18:10:52.656
9	1:02.584	+0.318	18:11:55.240
10	1:02.714	+0.448	18:12:57.954
11	1:02.600	+0.334	18:14:00.554
12	1:02.266		18:15:02.820
13	1:03.116	+0.850	18:16:05.936

Lap	Lap Tm	Diff	Time of Day
(90) Henry Campbell			
1	1:10.138	+6.195	18:03:13.797
2	1:04.980	+1.037	18:04:18.777
3	1:04.987	+1.044	18:05:23.764
4	1:04.416	+0.473	18:06:28.180
5	1:04.576	+0.633	18:07:32.756
6	1:04.510	+0.567	18:08:37.266
7	1:04.412	+0.469	18:09:41.678
8	1:04.076	+0.133	18:10:45.754
9	1:04.419	+0.476	18:11:50.173
10	1:04.559	+0.616	18:12:54.732
11	1:04.079	+0.136	18:13:58.811
12	1:04.540	+0.597	18:15:03.351
13	1:03.943		18:16:07.294

Lap	Lap Tm	Diff	Time of Day
(26) Jason Smyth			
1	1:07.904	+5.294	18:03:12.364
2	1:03.729	+1.119	18:04:16.093
3	1:03.279	+0.669	18:05:19.372
4	1:39.530	+36.920	18:06:58.902
5	1:03.113	+0.503	18:08:02.015
6	1:03.103	+0.493	18:09:05.118
7	1:03.068	+0.458	18:10:08.186
8	1:02.710	+0.100	18:11:10.896
9	1:04.848	+2.238	18:12:15.744
10	1:06.828	+4.218	18:13:22.572
11	1:02.948	+0.338	18:14:25.520
12	1:02.671	+0.061	18:15:28.191
13	1:02.610		18:16:30.801

Lap	Lap Tm	Time of Day
(99) Jordan Kelly		
1	1:07.791	18:03:09.285

Results provisional until the conclusion of judicial and technical matters

Orbits

Chief Timekeeper: D.Bradfield

Clerk of the Course: Chris Edwards

Live timing available at timing.rhwright.co.uk

www.mylaps.com

Licensed to: R.H.Wright Timing





R.H.Wright Timing

500MRCI 70th Anniversary Race Meeting

Sorted on best lap time

Formula Vee

Kirkistown 500 MRCI 1.512 miles

Qualifying (Q2)

23/06/2023 13:55

Qualifying started at 14:06:24

Pos	No.	Name	Make	Best Tm	Diff	In Lap	Best Speed	2nd Best	2nd Lap
1	14	Dan Polley	LOH Sheane	1:05.869		2	82.634	1:06.345	8
2	1	Anthony Cross	Sheane FV94	1:06.036	0.167	8	82.425	1:06.464	2
3	29	Ronan Doherty	Sheane FV94	1:06.038	0.169	8	82.423	1:06.226	3
4	33	Lee Newsome	Sheane FV94	1:06.137	0.268	3	82.299	1:06.500	2
5	27	Colm Blackburn	Leastone JH02	1:06.342	0.473	3	82.045	1:06.360	8
6	3	Gavin Buckley	Sheane FV99	1:06.606	0.737	7	81.720	1:06.702	4
7	9	Robert Fleming	LOH Sheane	1:07.225	1.356	8	80.967	1:07.575	7
8	40	Sean McCallion	Leastone JH01	1:07.400	1.531	7	80.757	1:07.456	6
9	114	Sean Hynes	Sheane FV00	1:07.809	1.940	7	80.270	1:08.091	4
10	22	Kieran Hannan	LOH Leastone JH02	1:08.060	2.191	8	79.974	1:08.332	7
11	84	Colm Loughlen	Leastone JH04	1:08.196	2.327	4	79.814	1:08.516	3
12	12	Aaron Murray	Sheane FV93	1:08.901	3.032	6	78.998	1:08.973	5
13	6	Colin Lewis	Leastone JH04	1:09.173	3.304	7	78.687	1:09.288	8
14	16	Simon Rudd	Sheane FV94	1:10.777	4.908	7	76.904	1:10.779	4
15	11	Jonathan Mannix	Sheane FV90	1:11.072	5.203	4	76.585	1:11.192	6
16	36	James Sneppard	Sheane FV93	1:11.298	5.429	6	76.342	1:11.754	7
17	64	Norman May	Sheane FV03	1:14.946	9.077	3	72.626	1:15.040	7
Not classified									
DNS	17	Stephen Roche	Sheane FV			0	-		0
DNS	41	Niall O'Mara	Leastone JH02			0	-		0
DNS	71	Sean Newsome	Sheane FV01			0	-		0

Results provisional until the conclusion of judicial and technical matters

Orbits

Chief Timekeeper: D.Bradfield

Clerk of the Course: Chris Edwards

Live timing available at timing.rhwright.co.uk

www.mylaps.com

Licensed to: R.H.Wright Timing

Printed: 23/06/2023 14:18:01



500MRCI 70th Anniversary Race Meeting


Formula Vee

Kirkistown 500 MRCI 1.512 miles

Qualifying (Q2)

23/06/2023 13:55

Qualifying started at 14:06:24



Lap	Lap Tm	Diff	Time of Day
(14) Dan Polley			
1	1:06.826	+0.957	14:09:07.008
2	1:05.869		14:10:12.877
3	1:06.716	+0.847	14:11:19.593
4	1:18.593	+12.724	14:12:38.186
5	1:06.490	+0.621	14:13:44.676
6	1:16.209	+10.340	14:15:00.885
7	1:07.638	+1.769	14:16:08.523
8	1:06.345	+0.476	14:17:14.868
(1) Anthony Cross			
1	1:06.543	+0.507	14:09:05.162
2	1:06.464	+0.428	14:10:11.626
3	1:06.562	+0.526	14:11:18.188
4	1:10.985	+4.949	14:12:29.173
5	1:16.612	+10.576	14:13:45.785
6	1:07.216	+1.180	14:14:53.001
7	1:08.158	+2.122	14:16:01.159
8	1:06.036		14:17:07.195
(29) Ronan Doherty			
1	1:07.202	+1.164	14:09:06.913
2	1:06.620	+0.582	14:10:13.533
3	1:06.226	+0.188	14:11:19.759
4	1:09.480	+3.442	14:12:29.239
5	1:17.679	+11.641	14:13:46.918
6	1:06.542	+0.504	14:14:53.460
7	1:10.975	+4.937	14:16:04.435
8	1:06.038		14:17:10.473
(33) Lee Newsome			
1	1:06.593	+0.456	14:09:06.363
2	1:06.500	+0.363	14:10:12.863
3	1:06.137		14:11:19.000
4	1:10.511	+4.374	14:12:29.511
5	1:18.058	+11.921	14:13:47.569
6	1:08.888	+2.751	14:14:56.457
7	1:06.947	+0.810	14:16:03.404
8	1:07.665	+1.528	14:17:11.069
(27) Colm Blackburn			
1	1:07.135	+0.793	14:09:04.896
2	1:07.100	+0.758	14:10:11.996
3	1:06.342		14:11:18.338
4	1:10.733	+4.391	14:12:29.071
5	1:16.417	+10.075	14:13:45.488
6	1:10.745	+4.403	14:14:56.233
7	1:06.849	+0.507	14:16:03.082
8	1:06.360	+0.018	14:17:09.442
(3) Gavin Buckley			
1	1:07.078	+0.472	14:09:03.872
2	1:07.356	+0.750	14:10:11.028
3	1:07.818	+1.212	14:11:18.846
4	1:06.702	+0.096	14:12:25.548
5	1:20.813	+14.207	14:13:46.361
6	1:07.165	+0.559	14:14:53.526
7	1:06.606		14:16:00.132
8	1:08.317	+1.711	14:17:08.449
(9) Robert Fleming			
1	1:09.239	+2.014	14:09:11.850
2	1:08.531	+1.306	14:10:20.381
3	1:09.161	+1.936	14:11:29.542
4	1:08.621	+1.396	14:12:38.163
5	1:10.206	+2.981	14:13:48.369
6	1:08.631	+1.406	14:14:57.000
7	1:07.575	+0.350	14:16:04.575
8	1:07.225		14:17:11.800
(40) Sean McCallion			
1	1:18.742	+11.342	14:09:18.875
2	1:08.292	+0.892	14:10:27.167

Lap	Lap Tm	Diff	Time of Day
3	1:07.957	+0.557	14:11:35.124
4	1:08.149	+0.749	14:12:43.273
5	1:07.758	+0.358	14:13:51.031
6	1:07.456	+0.056	14:14:58.487
7	1:07.400		14:16:05.887
8	1:07.590	+0.190	14:17:13.477
(114) Sean Hynes			
1	1:10.548	+2.739	14:09:11.845
2	1:09.420	+1.611	14:10:21.265
3	1:08.261	+0.452	14:11:29.526
4	1:08.091	+0.282	14:12:37.617
5	1:09.299	+1.490	14:13:46.916
6	1:13.881	+6.072	14:15:00.797
7	1:07.809		14:16:08.606
8	1:08.594	+0.785	14:17:17.200
(22) Kieran Haman			
1	1:10.457	+2.397	14:09:12.579
2	1:09.037	+0.977	14:10:21.616
3	1:08.450	+0.390	14:11:30.066
4	1:09.139	+1.079	14:12:39.205
5	1:10.230	+2.170	14:13:49.435
6	1:08.450	+0.390	14:14:57.885
7	1:08.332	+0.272	14:16:06.217
8	1:08.060		14:17:14.277
(84) Colm Loughlen			
1	1:09.704	+1.508	14:09:11.135
2	1:09.041	+0.845	14:10:20.176
3	1:08.516	+0.320	14:11:28.692
4	1:08.196		14:12:36.888
5	1:11.814	+3.618	14:13:48.702
6	1:08.951	+0.755	14:14:57.653
7	1:13.234	+5.038	14:16:10.887
8	1:08.703	+0.507	14:17:19.590
(12) Aaron Murray			
1	1:10.548	+1.647	14:09:23.154
2	1:09.356	+0.455	14:10:32.510
3	1:09.052	+0.151	14:11:41.562
4	1:09.224	+0.323	14:12:50.786
5	1:08.973	+0.072	14:13:59.759
6	1:08.901		14:15:08.660
7	1:09.885	+0.984	14:16:18.545
8	1:09.479	+0.578	14:17:28.024
(6) Colin Lewis			
1	1:10.207	+1.034	14:09:14.325
2	1:09.454	+0.281	14:10:23.779
3	1:09.934	+0.761	14:11:33.713
4	1:10.133	+0.960	14:12:43.846
5	1:09.430	+0.257	14:13:53.276
6	1:09.601	+0.428	14:15:02.877
7	1:09.173		14:16:12.050
8	1:09.288	+0.115	14:17:21.338
(16) Simon Rudd			
1	1:30.171	+19.394	14:09:37.662
2	1:12.384	+1.607	14:10:50.046
3	1:11.277	+0.500	14:12:01.323
4	1:10.779	+0.002	14:13:12.102
5	1:18.566	+7.789	14:14:30.668
6	1:10.932	+0.155	14:15:41.600
7	1:10.777		14:16:52.377
(11) Jonathan Mannix			
1	1:14.728	+3.656	14:09:23.186
2	1:12.981	+1.909	14:10:36.167
3	1:12.288	+1.216	14:11:48.455
4	1:11.072		14:12:59.527
5	1:11.361	+0.289	14:14:10.888
6	1:11.192	+0.120	14:15:22.080

Lap	Lap Tm	Diff	Time of Day
(36) James Sneppard			
1	1:14.266	+2.968	14:09:31.788
2	1:12.826	+1.528	14:10:44.614
3	1:12.454	+1.156	14:11:57.068
4	1:12.410	+1.112	14:13:09.478
5	1:12.392	+1.094	14:14:21.870
6	1:11.298		14:15:33.168
7	1:11.754	+0.456	14:16:44.922
(64) Norman May			
1	1:17.461	+2.515	14:09:33.845
2	1:16.560	+1.614	14:10:50.405
3	1:14.946		14:12:05.351
4	1:15.940	+0.994	14:13:21.291
5	1:15.086	+0.140	14:14:36.377
6	1:15.068	+0.122	14:15:51.445
7	1:15.040	+0.094	14:17:06.485

Results provisional until the conclusion of judicial and technical matters

Orbits

Chief Timekeeper: D.Bradfield

Clerk of the Course: Chris Edwards

Live timing available at timing.rhwright.co.uk

www.mylaps.com

Printed: 25/06/2023 13:13:38

Licensed to: R.H.Wright Timing





500MRCI 70th Anniversary Race Meeting

Formula Vee

Kirkistown 500 MRCI 1.512 miles

Race 1 (R3)

24/06/2023 10:00

Race (12:00 and 1 Laps)

8	71	
	15	
7	17	41
	13	
6	36	64
	11	
5	16	11
	9	
4	12	6
	7	
3	22	84
	5	
2	40	114
	3	
1	29	9
	1	2

POLE POSITION

Results provisional until the conclusion of judicial and technical matters

Orbits

Chief Timekeeper: D.Bradfield

Clerk of the Course: Chris Edwards

Live timing available at timing.rhwright.co.uk

www.mylaps.com

Licensed to: R.H.Wright Timing



R.H.Wright Timing

500MRCI 70th Anniversary Race Meeting

Sorted on Laps

Formula Vee

Kirkistown 500 MRCI 1.512 miles

Race 1 (R3)

24/06/2023 10:00

Race (12:00 and 1 Laps) started at 10:44:54

Pos	No.	Name	Make	Laps	Total Tm	Best Tm	Best Speed	In Lap	Avg. Speed
1	29	Ronan Doherty	Sheane FV94	12	13:47.438	1:07.205	80.991	5	78.938
2	9	Robert Fleming	LOH Sheane	12	13:56.207	1:07.925	80.133	2	78.110
3	114	Sean Hynes	Sheane FV00	12	14:00.873	1:08.202	79.807	3	77.677
4	6	Colin Lewis	Leystone JH04	12	14:19.172	1:09.487	78.331	5	76.022
5	22	Kieran Hannan	LOH Leystone JH02	12	14:23.610	1:08.051	79.984	4	75.632
6	16	Simon Rudd	Sheane FV94	12	14:50.490	1:10.634	77.059	5	73.349
7	40	Sean McCallion	Leystone JH01	12	15:07.848	1:07.802	80.278	3	71.946
8	36	James Sneppard	Sheane FV93	11	13:48.158	1:11.060	76.598	3	72.297
9	41	Niall O'Mara	Leystone JH02	11	13:49.234	1:09.768	78.016	5	72.203
10	17	Stephen Roche	Sheane FV	11	13:53.647	1:13.019	74.543	6	71.821
11	64	Norman May	Sheane FV03	11	14:28.067	1:14.023	73.531	6	68.973
Not classified									
DNF	84	Colm Loughlen	Leystone JH04	10	11:45.115	1:07.821	80.256	5	77.193
DNF	12	Aaron Murray	Sheane FV93	8	9:26.993	1:09.102	78.768	4	76.798
DNF	11	Jonathan Mannix	Sheane FV90	4	4:54.485	1:10.275	77.453	4	73.933
DNS	71	Sean Newsome	Sheane FV01					0	

Announcements

Penalty - Cars 40 & 22 +10s - False Start (Q12.14)

Penalty - Car 84 +5s - Exceeding Track Limits (Q12.21.2b)

Margin of Victory	Avg. Speed	Best Lap Tm	Best Speed	Best Lap by
8.769	78.938	1:07.205	80.991	29 - Ronan Doherty

Results provisional until the conclusion of judicial and technical matters

Orbits

Chief Timekeeper: D.Bradfield

Clerk of the Course: Chris Edwards

Live timing available at timing.rhwright.co.uk

www.mylaps.com

Licensed to: R.H.Wright Timing

Printed: 24/06/2023 11:01:53



500MRCI 70th Anniversary Race Meeting

Formula Vee

Kirkistown 500 MRCI 1.512 miles

Race 1 (R3)

24/06/2023 10:00

Race (12:00 and 1 Laps) started at 10:44:54

Lap	Lap Tm	Diff	Time of Day	Lap	Lap Tm	Diff	Time of Day	Lap	Lap Tm	Diff	Time of Day
(29) Ronan Doherty				(40) Sean McCaillon				(84) Colm Loughlin			
1	1:14.839	+7.634	10:46:10.896	3	1:11.478	+0.844	10:48:51.562	10	1:21.792	+7.769	10:58:00.644
2	1:08.757	+1.552	10:47:19.653	4	1:11.998	+1.364	10:50:03.560	11	1:21.510	+7.487	10:59:22.154
3	1:08.991	+1.786	10:48:28.644	5	1:10.634		10:51:14.194	(9) Robert Fleming			
4	1:07.832	+0.627	10:49:36.476	6	1:11.449	+0.815	10:52:25.643	1	1:17.409	+9.484	10:46:13.273
5	1:07.205		10:50:43.681	7	1:11.681	+1.047	10:53:37.324	2	1:07.925		10:47:21.198
6	1:07.521	+0.316	10:51:51.202	8	1:13.074	+2.440	10:54:50.398	3	1:07.980	+0.055	10:48:29.178
7	1:08.195	+0.990	10:52:59.397	9	1:13.109	+2.475	10:56:03.507	4	1:08.726	+0.801	10:49:37.904
8	1:08.419	+1.214	10:54:07.816	10	1:14.035	+3.401	10:57:17.542	5	1:08.542	+0.617	10:50:46.446
9	1:08.452	+1.247	10:55:16.268	11	1:13.409	+2.775	10:58:30.951	6	1:08.302	+0.377	10:51:54.748
10	1:08.375	+1.170	10:56:24.643	12	1:13.626	+2.992	10:59:44.577	7	1:08.438	+0.513	10:53:03.186
11	1:08.596	+1.391	10:57:33.239	(36) James Sneppard				8	1:09.057	+1.132	10:54:12.243
12	1:08.286	+1.081	10:58:41.525	1	1:12.898	+5.096	10:46:09.659	9	1:09.695	+1.770	10:55:21.938
				2	1:07.856	+0.054	10:47:17.515	10	1:09.275	+1.350	10:56:31.213
				3	1:07.802		10:48:25.317	11	1:09.175	+1.250	10:57:40.388
				4	1:07.909	+0.107	10:49:33.226	12	1:09.906	+1.981	10:58:50.294
				5	1:08.486	+0.684	10:50:41.712	(114) Sean Hynes			
				6	1:17.192	+9.390	10:51:58.904	1	1:14.548	+6.346	10:46:11.260
				7	1:10.475	+2.673	10:53:09.379	2	1:09.558	+1.356	10:47:20.818
				8	1:09.835	+2.033	10:54:19.214	3	1:08.202		10:48:29.020
				9	1:09.256	+1.454	10:55:28.470	4	1:09.074	+0.872	10:49:38.094
				p10	1:47.435	+39.633	10:57:15.905	5	1:08.553	+0.351	10:50:46.647
				11	1:24.122	+16.320	10:58:40.027	6	1:08.423	+0.221	10:51:55.070
				12	1:11.908	+4.106	10:59:51.935	7	1:08.301	+0.099	10:53:03.371
				(41) Niall O'Mara				8	1:09.072	+0.870	10:54:12.443
				1	1:15.688	+4.628	10:46:14.240	9	1:10.399	+2.197	10:55:22.842
				2	1:11.525	+0.465	10:47:25.765	10	1:11.338	+3.136	10:56:34.180
				3	1:11.060		10:48:36.825	11	1:09.819	+1.617	10:57:43.999
				4	1:23.762	+12.702	10:50:00.587	12	1:10.961	+2.759	10:58:54.960
				5	1:14.020	+2.960	10:51:14.607	(6) Colin Lewis			
				6	1:12.797	+1.737	10:52:27.404	1	1:17.291	+7.804	10:46:15.427
				7	1:13.411	+2.351	10:53:40.815	2	1:10.574	+1.087	10:47:26.001
				8	1:13.634	+2.574	10:54:54.449	3	1:10.454	+0.967	10:48:36.455
				9	1:13.694	+2.634	10:56:08.143	4	1:10.712	+1.225	10:49:47.167
				10	1:15.132	+4.072	10:57:23.275	5	1:09.487		10:50:56.654
				11	1:18.970	+7.910	10:58:42.245	6	1:10.999	+1.512	10:52:07.653
				(17) Stephen Roche				7	1:10.844	+1.357	10:53:18.497
				1	1:16.026	+6.258	10:46:15.129	8	1:10.122	+0.635	10:54:28.619
				2	1:11.223	+1.455	10:47:26.352	9	1:10.097	+0.610	10:55:38.716
				3	1:10.207	+0.439	10:48:36.559	10	1:12.750	+3.263	10:56:51.466
				4	1:10.411	+0.643	10:49:46.970	11	1:11.091	+1.604	10:58:02.557
				5	1:09.768		10:50:56.738	12	1:10.702	+1.215	10:59:13.259
				6	1:10.799	+1.031	10:52:07.537	(22) Kieran Hannan			
				7	1:11.075	+1.307	10:53:18.612	1	1:13.502	+5.451	10:46:10.787
				8	1:09.958	+0.190	10:54:28.570	2	1:08.801	+0.750	10:47:19.588
				9	1:09.796	+0.028	10:55:38.366	3	1:08.862	+0.811	10:48:28.450
				10	1:46.643	+36.875	10:57:25.009	4	1:08.051		10:49:36.501
				11	1:18.312	+8.544	10:58:43.321	5	1:08.193	+0.142	10:50:44.694
				(64) Norman May				6	1:08.309	+0.258	10:51:53.003
				1	1:21.093	+7.070	10:46:19.879	7	1:24.683	+16.632	10:53:17.686
				2	1:15.132	+1.109	10:47:35.011	8	1:09.670	+1.619	10:54:27.356
				3	1:15.334	+1.311	10:48:50.345	9	1:09.496	+1.445	10:55:36.852
				4	1:16.856	+2.833	10:50:07.201	10	1:09.662	+1.611	10:56:46.514
				5	1:14.994	+0.971	10:51:22.195	11	1:10.985	+2.934	10:57:57.499
				6	1:14.023		10:52:36.218	12	1:10.198	+2.147	10:59:07.697
				7	1:19.622	+5.599	10:53:55.840	(16) Simon Rudd			
				8	1:20.897	+6.874	10:55:16.737	1	1:18.770	+8.136	10:46:17.289
				9	1:22.115	+8.092	10:56:38.852	2	1:22.795	+12.161	10:47:40.084

Results provisional until the conclusion of judicial and technical matters

Orbits

Chief Timekeeper: D.Bradfield

Clerk of the Course: Chris Edwards

Live timing available at timing.rhwright.co.uk

www.mylaps.com

Printed: 25/06/2023 13:13:50

Licensed to: R.H.Wright Timing





500MRCI 70th Anniversary Race Meeting

Formula Vee

Kirkistown 500 MRCI 1.512 miles

Race 2 (R11)

24/06/2023 14:30

Race (12:00 and 1 Laps)

10	41	71
	19	20
9	64	17
	17	18
8	11	36
	15	16
7	6	16
	13	14
6	84	12
	11	12
5	114	22
	9	10
4	9	40
	7	8
3	27	3
	5	6
2	29	33
	3	4
1	14	1
	1	2

POLE POSITION

Results provisional until the conclusion of judicial and technical matters

Orbits

Chief Timekeeper: D.Bradfield

Clerk of the Course: Chris Edwards

Live timing available at timing.rhwright.co.uk

www.mylaps.com

Printed: 23/06/2023 15:05:19

Licensed to: R.H.Wright Timing



500MRCI 70th Anniversary Race Meeting

Sorted on Laps

Formula Vee

Kirkistown 500 MRCI 1.512 miles

Race 2 (R11)

24/06/2023 14:30

Race (12:00 and 1 Laps) started at 15:08:41

Pos	No.	Name	Make	Laps	Total Tm	Best Tm	Best Speed	In Lap	Avg. Speed
1	33	Lee Newsome	Sheane FV94	12	13:32.677	1:06.817	81.462	9	80.372
2	3	Gavin Buckley	Sheane FV99	12	13:32.756	1:06.450	81.912	8	80.364
3	27	Colm Blackburn	Leystone JH02	12	13:33.286	1:06.483	81.871	9	80.312
4	1	Anthony Cross	Sheane FV94	12	13:33.414	1:06.463	81.895	12	80.299
5	29	Ronan Doherty	Sheane FV94	12	13:33.428	1:06.257	82.150	12	80.298
6	14	Dan Polley	LOH Sheane	12	13:34.148	1:06.552	81.786	12	80.226
7	9	Robert Fleming	LOH Sheane	12	13:55.270	1:08.351	79.633	7	78.198
8	22	Kieran Hannan	LOH Leystone JH02	12	13:55.661	1:08.137	79.883	4	78.161
9	114	Sean Hynes	Sheane FV00	12	14:00.287	1:08.306	79.686	5	77.731
10	84	Colm Loughlen	Leystone JH04	12	14:02.808	1:08.564	79.386	5	77.498
11	40	Sean McCallion	Leystone JH01	12	14:05.530	1:07.442	80.707	5	77.249
12	6	Colin Lewis	Leystone JH04	12	14:13.032	1:09.638	78.162	2	76.570
13	11	Jonathan Mannix	Sheane FV90	12	14:27.734	1:09.705	78.087	12	75.272
14	36	James Sneppard	Sheane FV93	11	13:36.010	1:11.732	75.880	10	73.373
15	16	Simon Rudd	Sheane FV94	11	13:57.255	1:10.917	76.752	9	71.511
16	41	Niall O'Mara	Leystone JH02	10	14:27.260	1:09.039	78.840	3	62.761
Not classified									
DNF	64	Norman May	Sheane FV03	4	5:11.568	1:14.518	73.043	2	69.879
DNF	17	Stephen Roche	Sheane FV		7.052		-	0	-
DNS	12	Aaron Murray	Sheane FV93				-	0	-
DNS	71	Sean Newsome	Sheane FV01				-	0	-

Announcements

Penalty - Car 40 +15s - Exceeding Track Limits (Q12.21.2b)

Margin of Victory	Avg. Speed	Best Lap Tm	Best Speed	Best Lap by
0.079	80.372	1:06.257	82.150	29 - Ronan Doherty

Results provisional until the conclusion of judicial and technical matters

Orbits

Chief Timekeeper: D.Bradfield

Clerk of the Course: Chris Edwards

Live timing available at timing.rhwright.co.uk

www.mylaps.com

Licensed to: R.H.Wright Timing

Printed: 24/06/2023 15:25:09



500MRCI 70th Anniversary Race Meeting


Formula Vee

Kirkistown 500 MRCI 1.512 miles

Race 2 (R11)

24/06/2023 14:30

Race (12:00 and 1 Laps) started at 15:08:41



Lap	Lap Tm	Diff	Time of Day
1	1:20.563	+6.045	15:10:08.309
2	1:14.518		15:11:22.827
3	1:14.844	+0.326	15:12:37.671
4	1:15.843	+1.325	15:13:53.514

Lap	Lap Tm	Diff	Time of Day
-----	--------	------	-------------

Lap	Lap Tm	Diff	Time of Day
-----	--------	------	-------------

Results provisional until the conclusion of judicial and technical matters

Orbits

Chief Timekeeper: D.Bradfield

Clerk of the Course: Chris Edwards

Live timing available at timing.rhwright.co.uk

www.mylaps.com

Printed: 25/06/2023 13:14:12

Licensed to: R.H.Wright Timing

Page 2/2



R.H.Wright Timing

500MRCI 70th Anniversary Race Meeting

Sorted on best lap time

Irish Mini Coopers

Kirkistown 500 MRCI 1.512 miles

Qualifying (Q4)

23/06/2023 14:45

Qualifying started at 14:39:15

Pos	No.	Name	Make	Best Tm	Diff	In Lap	Best Speed	2nd Best	2nd Lap
1	555	Kian O'Brien	1.6 Mini Cooper	1:13.532		4	74.022	1:13.656	3
2	65	James Irvine	1.6 Mini Cooper	1:13.635	0.103	4	73.919	1:14.156	1
3	7	Jack Conachy	1.6 Mini Cooper	1:14.160	0.628	5	73.396	1:14.318	4
4	28	Peter Bennett	1.6 Mini Cooper	1:14.161	0.629	3	73.395	1:14.218	4
5	96	Darren Gilmore	1.6 Mini Cooper	1:14.369	0.837	6	73.189	1:14.518	7
6	98	Craig Gilmore	1.6 Mini Cooper	1:14.370	0.838	3	73.188	1:14.493	6
7	260	Wayne Owens	1.6 Mini Cooper	1:14.569	1.037	2	72.993		0
8	55	Mark Stewart	1.6 Mini Cooper	1:14.570	1.038	4	72.992	1:14.593	2
9	17	Noel Conachy	1.6 Mini Cooper	1:15.212	1.680	4	72.369	1:15.262	3
10	477	Patrick Malley	1.6 Mini Cooper	1:15.381	1.849	5	72.207	1:15.513	1
11	88	Chris Doherty	1.6 Mini Cooper	1:15.406	1.874	7	72.183	1:16.125	3
12	52	Alan Sweetman	1.6 Mini Cooper	1:16.576	3.044	5	71.080	1:17.502	7

Results provisional until the conclusion of judicial and technical matters

Orbits

Chief Timekeeper: D.Bradfield

Clerk of the Course: Chris Edwards

Live timing available at timing.rhwright.co.uk

www.mylaps.com

Licensed to: R.H.Wright Timing

Printed: 23/06/2023 14:50:43



500MRCI 70th Anniversary Race Meeting


Irish Mini Coopers

Kirkistown 500 MRCI 1.512 miles

Qualifying (Q4)

23/06/2023 14:45

Qualifying started at 14:39:15



Lap	Lap Tm	Diff	Time of Day
(555) Kian O'Brien			
1	1:14.854	+1.322	14:42:03.801
2	1:13.673	+0.141	14:43:17.474
3	1:13.656	+0.124	14:44:31.130
4	1:13.532		14:45:44.662
5	1:14.161	+0.629	14:46:58.823
6	1:14.343	+0.811	14:48:13.166
7	1:13.764	+0.232	14:49:26.930

Lap	Lap Tm	Diff	Time of Day
(65) James Irvine			
1	1:14.156	+0.521	14:42:20.133
2	1:14.401	+0.766	14:43:34.534
3	1:14.227	+0.592	14:44:48.761
4	1:13.635		14:46:02.396
5	1:14.188	+0.553	14:47:16.584
6	1:14.463	+0.828	14:48:31.047
7	1:14.383	+0.748	14:49:45.430

Lap	Lap Tm	Diff	Time of Day
(7) Jack Conachy			
1	1:15.347	+1.187	14:42:08.938
2	1:15.317	+1.157	14:43:24.255
3	1:14.413	+0.253	14:44:38.668
4	1:14.318	+0.158	14:45:52.986
5	1:14.160		14:47:07.146
6	1:14.940	+0.780	14:48:22.086
7	1:14.565	+0.405	14:49:36.651

Lap	Lap Tm	Diff	Time of Day
(28) Peter Bennett			
1	1:14.242	+0.081	14:42:04.708
2	1:15.370	+1.209	14:43:20.078
3	1:14.161		14:44:34.239
4	1:14.218	+0.057	14:45:48.457
5	1:14.939	+0.778	14:47:03.396
6	1:14.385	+0.224	14:48:17.781
7	1:14.601	+0.440	14:49:32.382

Lap	Lap Tm	Diff	Time of Day
(96) Darren Gilmore			
1	1:16.398	+2.029	14:42:15.127
2	1:15.981	+1.612	14:43:31.108
3	1:16.030	+1.661	14:44:47.138
4	1:14.852	+0.483	14:46:01.990
5	1:15.733	+1.364	14:47:17.723
6	1:14.369		14:48:32.092
7	1:14.518	+0.149	14:49:46.610

Lap	Lap Tm	Diff	Time of Day
(98) Craig Gilmore			
1	1:16.326	+1.956	14:42:15.727
2	1:16.557	+2.187	14:43:32.284
3	1:14.370		14:44:46.654
4	1:14.818	+0.448	14:46:01.472
5	1:16.864	+2.494	14:47:18.336
6	1:14.493	+0.123	14:48:32.829
7	1:15.032	+0.662	14:49:47.861

Lap	Lap Tm	Diff	Time of Day
(260) Wayne Owens			
1	1:16.607	+2.038	14:48:15.429
2	1:14.569		14:49:29.998

Lap	Lap Tm	Diff	Time of Day
(55) Mark Stewart			
1	1:14.835	+0.265	14:41:51.283
2	1:14.593	+0.023	14:43:05.876
3	1:14.813	+0.243	14:44:20.689
4	1:14.570		14:45:35.259
5	1:14.630	+0.060	14:46:49.889
6	1:14.916	+0.346	14:48:04.805
7	1:14.773	+0.203	14:49:19.578

Lap	Lap Tm	Diff	Time of Day
(17) Noel Conachy			
1	1:16.329	+1.117	14:42:04.163
2	1:16.323	+1.111	14:43:20.486
3	1:15.262	+0.050	14:44:35.748
4	1:15.212		14:45:50.960
5	1:15.862	+0.650	14:47:06.822

Lap	Lap Tm	Diff	Time of Day
6	1:16.098	+0.886	14:48:22.920
7	1:16.239	+1.027	14:49:39.159

Lap	Lap Tm	Diff	Time of Day
(477) Patrick Malley			
1	1:15.513	+0.132	14:42:18.609
2	1:15.652	+0.271	14:43:34.261
3	1:16.375	+0.994	14:44:50.636
4	1:16.003	+0.622	14:46:06.639
5	1:15.381		14:47:22.020
6	1:15.635	+0.254	14:48:37.655
7	1:15.904	+0.523	14:49:53.559

Lap	Lap Tm	Diff	Time of Day
(88) Chris Doherty			
1	1:16.239	+0.833	14:41:55.097
2	1:17.133	+1.727	14:43:12.230
3	1:16.125	+0.719	14:44:28.355
4	1:17.185	+1.779	14:45:45.540
5	1:16.133	+0.727	14:47:01.673
6	1:16.764	+1.358	14:48:18.437
7	1:15.406		14:49:33.843

Lap	Lap Tm	Diff	Time of Day
(52) Alan Sweetman			
1	1:19.185	+2.609	14:42:28.486
2	1:17.593	+1.017	14:43:46.079
3	1:17.545	+0.969	14:45:03.624
4	1:17.740	+1.164	14:46:21.364
5	1:16.576		14:47:37.940
6	1:17.525	+0.949	14:48:55.465
7	1:17.502	+0.926	14:50:12.967

Results provisional until the conclusion of judicial and technical matters

Orbits

Chief Timekeeper: D.Bradfield

Clerk of the Course: Chris Edwards

Live timing available at timing.rhwright.co.uk

www.mylaps.com

Printed: 25/06/2023 13:14:28

Licensed to: R.H.Wright Timing





R.H.Wright Timing

500MRCI 70th Anniversary Race Meeting

Irish Mini Coopers

Kirkistown 500 MRCI 1.512 miles

Race 1 (R5)

24/06/2023 11:00

Race (12:00 and 1 Laps)

6	88 11	52 12
5	17 9	477 10
4	260 7	55 8
3	96 5	98 6
2	7 3	28 4
1	555 1	65 2

POLE POSITION

Results provisional until the conclusion of judicial and technical matters

Orbits

Chief Timekeeper: D.Bradfield

Clerk of the Course: Chris Edwards

Live timing available at timing.rhwright.co.uk

www.mylaps.com

Licensed to: R.H.Wright Timing

Printed: 23/06/2023 14:52:09



500MRCI 70th Anniversary Race Meeting

Sorted on Laps

Irish Mini Coopers

Kirkistown 500 MRCI 1.512 miles

Race 1 (R5)

24/06/2023 11:00

Race (12:00 and 1 Laps) started at 11:41:49

Pos	No.	Name	Make	Laps	Total Tm	Best Tm	Best Speed	In Lap	Avg. Speed
1	28	Peter Bennett	1.6 Mini Cooper	11	13:53.870	1:14.073	73.482	10	71.802
2	7	Jack Conachy	1.6 Mini Cooper	11	13:53.876	1:14.171	73.385	8	71.801
3	555	Kian O'Brien	1.6 Mini Cooper	11	13:54.941	1:14.222	73.334	10	71.710
4	65	James Irvine	1.6 Mini Cooper	11	13:55.349	1:14.254	73.303	6	71.674
5	55	Mark Stewart	1.6 Mini Cooper	11	14:03.056	1:14.402	73.157	11	71.019
6	88	Chris Doherty	1.6 Mini Cooper	11	14:06.074	1:15.165	72.414	7	70.766
7	17	Noel Conachy	1.6 Mini Cooper	11	14:07.360	1:15.567	72.029	2	70.659
8	477	Patrick Malley	1.6 Mini Cooper	11	14:09.689	1:15.611	71.987	11	70.465
9	52	Alan Sweetman	1.6 Mini Cooper	11	14:23.624	1:16.999	70.689	3	69.328
Not classified									
DNF	98	Craig Gilmore	1.6 Mini Cooper	8	10:50.787	1:15.285	72.299	2	66.910
DQ	260	Wayne Owens	1.6 Mini Cooper	11	14:01.690	1:14.910	72.661	2	71.135
DQ	96	Darren Gilmore	1.6 Mini Cooper	11	14:02.384	1:14.890	72.680	6	71.076

Announcements

Penalty - Car 555 +5s - Exceeding Track Limits (Q12.21.2b)

Penalty - Car 65+5s - Exceeding Track Limits (Q12.21.2b)

Car No 260 disqualified from meeting (Q12.21.4)

Car No 96 disqualified from meeting (C1.1.9)

Margin of Victory	Avg. Speed	Best Lap Tm	Best Speed	Best Lap by
0.006	71.802	1:14.073	73.482	28 - Peter Bennett

Results provisional until the conclusion of judicial and technical matters

Orbits

Chief Timekeeper: D.Bradfield

Clerk of the Course: Chris Edwards

Live timing available at timing.rhwright.co.uk

www.mylaps.com

Licensed to: R.H.Wright Timing

Printed: 25/06/2023 13:24:48



500MRCI 70th Anniversary Race Meeting

Irish Mini Coopers

Kirkistown 500 MRCI 1.512 miles

Race 1 (R5)

24/06/2023 11:00

Race (12:00 and 1 Laps) started at 11:41:49

Lap	Lap Tm	Diff	Time of Day
(28) Peter Bennett			
1	1:20.925	+6.852	11:43:14.124
2	1:15.651	+1.578	11:44:29.775
3	1:16.387	+2.314	11:45:46.162
4	1:16.882	+2.809	11:47:03.044
5	1:14.674	+0.601	11:48:17.718
6	1:14.490	+0.417	11:49:32.208
7	1:14.293	+0.220	11:50:46.501
8	1:14.101	+0.028	11:52:00.602
9	1:14.215	+0.142	11:53:14.817
10	1:14.073		11:54:28.890
11	1:14.949	+0.876	11:55:43.839

Lap	Lap Tm	Diff	Time of Day
(7) Jack Conachy			
1	1:21.191	+7.020	11:43:14.119
2	1:15.701	+1.530	11:44:29.820
3	1:15.526	+1.355	11:45:45.346
4	1:14.955	+0.784	11:47:00.301
5	1:15.049	+0.878	11:48:15.350
6	1:15.037	+0.866	11:49:30.387
7	1:14.719	+0.548	11:50:45.106
8	1:14.171		11:51:59.277
9	1:14.623	+0.452	11:53:13.900
10	1:14.520	+0.349	11:54:28.420
11	1:15.425	+1.254	11:55:43.845

Lap	Lap Tm	Diff	Time of Day
(555) Kian O'Brien			
1	1:21.503	+7.281	11:43:13.896
2	1:14.511	+0.289	11:44:28.207
3	1:14.451	+0.229	11:45:42.658
4	1:14.313	+0.091	11:46:56.971
5	1:15.825	+1.603	11:48:12.796
6	1:14.403	+0.181	11:49:27.199
7	1:14.414	+0.192	11:50:41.613
8	1:14.240	+0.018	11:51:55.853
9	1:14.658	+0.436	11:53:10.511
10	1:14.222		11:54:24.733
11	1:15.177	+0.955	11:55:39.910

Lap	Lap Tm	Diff	Time of Day
(65) James Irvine			
1	1:21.302	+7.048	11:43:13.485
2	1:14.467	+0.213	11:44:27.952
3	1:14.521	+0.267	11:45:42.473
4	1:14.521	+0.267	11:46:56.994
5	1:16.277	+2.023	11:48:13.271
6	1:14.254		11:49:27.525
7	1:14.332	+0.078	11:50:41.857
8	1:14.312	+0.058	11:51:56.169
9	1:14.445	+0.191	11:53:10.614
10	1:14.542	+0.288	11:54:25.156
11	1:15.162	+0.908	11:55:40.318

Lap	Lap Tm	Diff	Time of Day
(55) Mark Stewart			
1	1:21.586	+7.184	11:43:15.692
2	1:15.879	+1.477	11:44:31.571
3	1:16.157	+1.755	11:45:47.728
4	1:18.705	+4.303	11:47:06.433
5	1:16.920	+2.518	11:48:23.353
6	1:16.218	+1.816	11:49:39.571
7	1:14.576	+0.174	11:50:54.147
8	1:15.365	+0.963	11:52:09.512
9	1:14.688	+0.286	11:53:24.200
10	1:14.423	+0.021	11:54:38.623
11	1:14.402		11:55:53.025

Lap	Lap Tm	Diff	Time of Day
(88) Chris Doherty			
1	1:23.257	+8.092	11:43:18.525
2	1:16.343	+1.178	11:44:34.868
3	1:15.814	+0.649	11:45:50.682
4	1:15.725	+0.560	11:47:06.407
5	1:16.526	+1.361	11:48:22.933
6	1:15.703	+0.538	11:49:38.636
7	1:15.165		11:50:53.801

Lap	Lap Tm	Diff	Time of Day
8	1:15.300	+0.135	11:52:09.101
9	1:15.684	+0.519	11:53:24.785
10	1:15.502	+0.337	11:54:40.287
11	1:15.756	+0.591	11:55:56.043

Lap	Lap Tm	Diff	Time of Day
(17) Noel Conachy			
1	1:22.274	+6.707	11:43:17.280
2	1:15.567		11:44:32.847
3	1:15.956	+0.389	11:45:48.803
4	1:16.408	+0.841	11:47:05.211
5	1:16.754	+1.187	11:48:21.965
6	1:15.754	+0.187	11:49:37.719
7	1:15.797	+0.230	11:50:53.516
8	1:16.001	+0.434	11:52:09.517
9	1:16.081	+0.514	11:53:25.598
10	1:15.798	+0.231	11:54:41.396
11	1:15.933	+0.366	11:55:57.329

Lap	Lap Tm	Diff	Time of Day
(477) Patrick Malley			
1	1:22.365	+6.754	11:43:17.020
2	1:15.685	+0.074	11:44:32.705
3	1:16.026	+0.415	11:45:48.731
4	1:17.014	+1.403	11:47:05.745
5	1:16.379	+0.768	11:48:22.124
6	1:17.485	+1.874	11:49:39.609
7	1:16.406	+0.795	11:50:56.015
8	1:16.171	+0.560	11:52:12.186
9	1:16.107	+0.496	11:53:28.293
10	1:15.754	+0.143	11:54:44.047
11	1:15.611		11:55:59.658

Lap	Lap Tm	Diff	Time of Day
(52) Alan Sweetman			
1	1:22.903	+5.904	11:43:18.204
2	1:17.049	+0.050	11:44:35.253
3	1:16.999		11:45:52.252
4	1:18.003	+1.004	11:47:10.255
5	1:16.999		11:48:27.254
6	1:17.649	+0.650	11:49:44.903
7	1:17.001	+0.002	11:51:01.904
8	1:18.131	+1.132	11:52:20.035
9	1:18.185	+1.186	11:53:38.220
10	1:17.712	+0.713	11:54:55.932
11	1:17.661	+0.662	11:56:13.593

Lap	Lap Tm	Diff	Time of Day
(98) Craig Gilmore			
1	1:21.325	+6.040	11:43:14.977
2	1:15.285		11:44:30.262
3	1:15.288	+0.003	11:45:45.550
4	1:19.904	+4.619	11:47:05.454
5	1:28.827	+13.542	11:48:34.281
6	1:16.728	+1.443	11:49:51.009
7	1:23.308	+8.023	11:51:14.317
8	1:26.439	+11.154	11:52:40.756

Lap	Lap Tm	Diff	Time of Day
(260) Wayne Owens			
1	1:21.196	+6.286	11:43:15.526
2	1:14.910		11:44:30.436
3	1:15.381	+0.471	11:45:45.817
4	1:18.719	+3.809	11:47:04.536
5	1:15.815	+0.905	11:48:20.351
6	1:15.332	+0.422	11:49:35.683
7	1:15.382	+0.472	11:50:51.065
8	1:15.269	+0.359	11:52:06.334
9	1:15.187	+0.277	11:53:21.521
10	1:15.024	+0.114	11:54:36.545
11	1:15.114	+0.204	11:55:51.659

Lap	Lap Tm	Diff	Time of Day
(96) Darren Gilmore			
1	1:22.566	+7.676	11:43:16.220
2	1:15.363	+0.473	11:44:31.583
3	1:16.259	+1.369	11:45:47.842
4	1:16.683	+1.793	11:47:04.525
5	1:16.684	+1.794	11:48:21.209
6	1:14.890		11:49:36.099

Results provisional until the conclusion of judicial and technical matters

Orbits

Chief Timekeeper: D.Bradfield

Clerk of the Course: Chris Edwards

Live timing available at timing.rhwright.co.uk

www.mylaps.com

Printed: 25/06/2023 13:14:39

Licensed to: R.H.Wright Timing





500MRCI 70th Anniversary Race Meeting


Irish Mini Coopers

Kirkistown 500 MRCI 1.512 miles

Race 2 (R13)

24/06/2023 15:30

Race (12:00 and 1 Laps)



6	52	260
	11	12
5	477	88
	9	10
4	55	17
	7	8
3	98	96
	5	6
2	28	7
	3	4
1	555	65
	1	2

POLE POSITION



Results provisional until the conclusion of judicial and technical matters

Orbits

Chief Timekeeper: D.Bradfield

Clerk of the Course: Chris Edwards

Live timing available at timing.rhwright.co.uk

www.mylaps.com

Licensed to: R.H.Wright Timing

Printed: 23/06/2023 14:53:20



R.H.Wright Timing

500MRCI 70th Anniversary Race Meeting

Sorted on Laps

Irish Mini Coopers

Kirkistown 500 MRCI 1.512 miles

Race 2 (R13)

24/06/2023 15:30

Race (12:00 and 1 Laps) started at 15:59:16

Pos	No.	Name	Make	Laps	Total Tm	Best Tm	Best Speed	In Lap	Avg. Speed
1	65	James Irvine	1.6 Mini Cooper	11	13:51.667	1:14.528	73.033	9	71.992
2	555	Kian O'Brien	1.6 Mini Cooper	11	13:53.348	1:14.653	72.911	9	71.847
3	7	Jack Conachy	1.6 Mini Cooper	11	13:55.399	1:14.378	73.181	10	71.670
4	55	Mark Stewart	1.6 Mini Cooper	11	13:55.889	1:14.304	73.253	10	71.628
5	98	Craig Gilmore	1.6 Mini Cooper	11	14:03.163	1:15.033	72.542	11	71.010
6	88	Chris Doherty	1.6 Mini Cooper	11	14:03.177	1:15.516	72.078	10	71.009
7	17	Noel Conachy	1.6 Mini Cooper	11	14:05.818	1:15.353	72.234	11	70.787
8	477	Patrick Malley	1.6 Mini Cooper	11	14:12.399	1:15.612	71.986	11	70.241
9	52	Alan Sweetman	1.6 Mini Cooper	11	14:22.473	1:16.458	71.190	2	69.420
Not classified									
DNF	28	Peter Bennett	1.6 Mini Cooper	4	5:07.571	1:14.652	72.912	4	70.787

Margin of Victory

Avg. Speed

Best Lap Tm

Best Speed

Best Lap by

1.681

71.992

1:14.304

73.253

55 - Mark Stewart

Results provisional until the conclusion of judicial and technical matters

Orbits

Chief Timekeeper: D.Bradfield

Clerk of the Course: Chris Edwards

Live timing available at timing.rhwright.co.uk

www.mylaps.com

Licensed to: R.H.Wright Timing

Printed: 24/06/2023 16:14:07



500MRCI 70th Anniversary Race Meeting


Irish Mini Coopers

Kirkistown 500 MRCI 1.512 miles

Race 2 (R13)

24/06/2023 15:30

Race (12:00 and 1 Laps) started at 15:59:16



Lap	Lap Tm	Diff	Time of Day
(65) James Irvine			
1	1:20.801	+6.273	16:00:38.984
2	1:15.052	+0.524	16:01:54.036
3	1:14.865	+0.337	16:03:08.901
4	1:14.817	+0.289	16:04:23.718
5	1:15.125	+0.597	16:05:38.843
6	1:14.620	+0.092	16:06:53.463
7	1:14.835	+0.307	16:08:08.298
8	1:14.770	+0.242	16:09:23.068
9	1:14.528		16:10:37.596
10	1:15.093	+0.565	16:11:52.689
11	1:15.102	+0.574	16:13:07.791

(555) Kian O'Brien			
1	1:20.938	+6.285	16:00:39.267
2	1:15.579	+0.926	16:01:54.846
3	1:15.023	+0.370	16:03:09.869
4	1:14.945	+0.292	16:04:24.814
5	1:15.273	+0.620	16:05:40.087
6	1:15.397	+0.744	16:06:55.484
7	1:15.012	+0.359	16:08:10.496
8	1:14.742	+0.089	16:09:25.238
9	1:14.653		16:10:39.891
10	1:14.733	+0.080	16:11:54.624
11	1:14.848	+0.195	16:13:09.472

(7) Jack Conachy			
1	1:20.985	+6.607	16:00:40.189
2	1:15.043	+0.665	16:01:55.232
3	1:16.350	+1.972	16:03:11.582
4	1:16.137	+1.759	16:04:27.719
5	1:15.087	+0.709	16:05:42.806
6	1:15.460	+1.082	16:06:58.266
7	1:14.564	+0.186	16:08:12.830
8	1:14.635	+0.257	16:09:27.465
9	1:14.540	+0.162	16:10:42.005
10	1:14.378		16:11:56.383
11	1:15.140	+0.762	16:13:11.523

(55) Mark Stewart			
1	1:20.622	+6.318	16:00:40.970
2	1:14.556	+0.252	16:01:55.526
3	1:16.100	+1.796	16:03:11.626
4	1:16.404	+2.100	16:04:28.030
5	1:15.636	+1.332	16:05:43.666
6	1:14.907	+0.603	16:06:58.573
7	1:14.537	+0.233	16:08:13.110
8	1:14.841	+0.537	16:09:27.951
9	1:14.429	+0.125	16:10:42.380
10	1:14.304		16:11:56.684
11	1:15.329	+1.025	16:13:12.013

(98) Craig Gilmore			
1	1:22.159	+7.126	16:00:41.932
2	1:15.257	+0.224	16:01:57.189
3	1:16.073	+1.040	16:03:13.262
4	1:16.160	+1.127	16:04:29.422
5	1:16.889	+1.856	16:05:46.311
6	1:15.774	+0.741	16:07:02.085
7	1:15.437	+0.404	16:08:17.522
8	1:15.220	+0.187	16:09:32.742
9	1:15.941	+0.908	16:10:48.683
10	1:15.571	+0.538	16:12:04.254
11	1:15.033		16:13:19.287

(88) Chris Doherty			
1	1:20.818	+5.302	16:00:41.403
2	1:15.518	+0.002	16:01:56.921
3	1:16.110	+0.594	16:03:13.031
4	1:16.217	+0.701	16:04:29.248
5	1:15.540	+0.024	16:05:44.788
6	1:16.192	+0.676	16:07:00.980
7	1:15.578	+0.062	16:08:16.558

Lap	Lap Tm	Diff	Time of Day
8	1:15.681	+0.165	16:09:32.239
9	1:15.986	+0.470	16:10:48.225
10	1:15.516		16:12:03.741
11	1:15.560	+0.044	16:13:19.301

(17) Noel Conachy			
1	1:21.513	+6.160	16:00:42.011
2	1:15.935	+0.582	16:01:57.946
3	1:15.562	+0.209	16:03:13.508
4	1:16.290	+0.937	16:04:29.798
5	1:16.498	+1.145	16:05:46.296
6	1:16.697	+1.344	16:07:02.993
7	1:16.010	+0.657	16:08:19.003
8	1:16.026	+0.673	16:09:35.029
9	1:16.145	+0.792	16:10:51.174
10	1:15.415	+0.062	16:12:06.589
11	1:15.353		16:13:21.942

(477) Patrick Malley			
1	1:22.573	+6.961	16:00:43.468
2	1:17.101	+1.489	16:02:00.569
3	1:16.451	+0.839	16:03:17.020
4	1:16.863	+1.251	16:04:33.883
5	1:18.908	+3.296	16:05:52.791
6	1:16.137	+0.525	16:07:08.928
7	1:15.659	+0.047	16:08:24.587
8	1:16.487	+0.875	16:09:41.074
9	1:15.926	+0.314	16:10:57.000
10	1:15.911	+0.299	16:12:12.911
11	1:15.612		16:13:28.523

(52) Alan Sweetman			
1	1:21.801	+5.343	16:00:43.029
2	1:16.458		16:01:59.487
3	1:16.892	+0.434	16:03:16.379
4	1:17.502	+1.044	16:04:33.881
5	1:18.970	+2.512	16:05:52.851
6	1:17.384	+0.926	16:07:10.235
7	1:17.634	+1.176	16:08:27.869
8	1:17.895	+1.437	16:09:45.764
9	1:17.522	+1.064	16:11:03.286
10	1:17.851	+1.393	16:12:21.137
11	1:17.460	+1.002	16:13:38.597

(28) Peter Bennett			
1	1:20.065	+5.413	16:00:39.325
2	1:14.848	+0.196	16:01:54.173
3	1:14.870	+0.218	16:03:09.043
4	1:14.652		16:04:23.695

Results provisional until the conclusion of judicial and technical matters

Orbits

Chief Timekeeper: D.Bradfield

Clerk of the Course: Chris Edwards

Live timing available at timing.rhwright.co.uk

www.mylaps.com

Licensed to: R.H.Wright Timing





R.H.Wright Timing

500MRCI 70th Anniversary Race Meeting

Sorted on best lap time

Libre Saloons/GT

Kirkistown 500 MRCI 1.512 miles

Qualifying (Q7)

23/06/2023 16:00

Qualifying started at 15:30:04

Pos	No.	Name	Make	Best Tm	Diff	In Lap	Best Speed	2nd Best	2nd Lap
1	212	Gareth Blaine	2.0 SEAT Leon	1:03.179		8	86.152	1:03.383	7
2	633	Peter Baxter	2.0 SEAT Leon	1:04.325	1.146	8	84.617	1:05.369	6
3	34	David McMinn	1.9d SEAT Ibiza	1:06.008	2.829	7	82.460	1:06.120	8
4	48	Paul McAlinden	2.0 Wildcat	1:08.206	5.027	5	79.803	1:08.915	4
5	65	Stephen Conn	2.0 SHP Wildcat	1:12.435	9.256	3	75.144	1:14.113	2
6	89	Patrick Corbett	2.0 Honda Civic	1:12.720	9.541	4	74.849	1:12.960	3
7	31	Keith Wray	2.0 BMW 330i	1:13.628	10.449	6	73.926	1:14.217	7
8	9	Aaron Beattie	2.0 Wildcat			0	-		0
9	11	Connaire Finn	3.5 Ginetta G50			0	-		0
10	33	Donal Neill	1.8 SEAT Leon			0	-		0
11	61	David Smyth	3.0 BMW 135			0	-		0
12	333	John Newport	2.0 Wildcat			0	-		0
Not classified									
DNF	2	Greer Wray	3.0 BMW 330i	1:17.374		3	70.347	1:20.967	2

Announcements

Car 333 – Please fit a working transponder as per MSUK Reg Q12.8.1

Car 333 - No transponder times recorded (Q12.8.1)

Results provisional until the conclusion of judicial and technical matters

Orbits

Chief Timekeeper: D.Bradfield

Clerk of the Course: Chris Edwards

Live timing available at timing.rhwright.co.uk

www.mylaps.com

Licensed to: R.H.Wright Timing

Printed: 23/06/2023 15:41:27



500MRCI 70th Anniversary Race Meeting


Libre Saloons/GT

Kirkistown 500 MRCI 1.512 miles

Qualifying (Q7)

23/06/2023 16:00

Qualifying started at 15:30:04



Lap	Lap Tm	Diff	Time of Day
(212) Gareth Blaine			
1	1:17.463	+14.284	15:33:09.715
2	1:10.367	+7.188	15:34:20.082
3	1:05.917	+2.738	15:35:25.999
4	1:04.179	+1.000	15:36:30.178
5	1:03.457	+0.278	15:37:33.635
6	1:03.783	+0.604	15:38:37.418
7	1:03.383	+0.204	15:39:40.801
8	1:03.179		15:40:43.980
(633) Peter Baxter			
1	1:12.072	+7.747	15:32:57.229
2	1:07.793	+3.468	15:34:05.022
3	1:06.904	+2.579	15:35:11.926
4	1:05.688	+1.363	15:36:17.614
5	1:05.464	+1.139	15:37:23.078
6	1:05.369	+1.044	15:38:28.447
7	1:05.625	+1.300	15:39:34.072
8	1:04.325		15:40:38.397
(34) David McMinn			
1	1:13.045	+7.037	15:33:00.516
2	1:09.732	+3.724	15:34:10.248
3	1:08.357	+2.349	15:35:18.605
4	1:08.185	+2.177	15:36:26.790
5	1:06.695	+0.687	15:37:33.485
6	1:06.550	+0.542	15:38:40.035
7	1:06.008		15:39:46.043
8	1:06.120	+0.112	15:40:52.163
(48) Paul McAlinden			
1	1:13.279	+5.073	15:33:33.443
2	1:11.288	+3.082	15:34:44.731
3	1:09.732	+1.526	15:35:54.463
4	1:08.915	+0.709	15:37:03.378
5	1:08.206		15:38:11.584
6	1:26.697	+18.491	15:39:38.281
7	1:09.124	+0.918	15:40:47.405
(65) Stephen Conn			
1	1:14.362	+1.927	15:36:01.068
2	1:14.113	+1.678	15:37:15.181
3	1:12.435		15:38:27.616
4	1:16.287	+3.852	15:39:43.903
5	1:19.003	+6.568	15:41:02.906
(89) Patrick Corbett			
1	1:24.102	+11.382	15:33:26.693
2	1:30.085	+17.365	15:34:56.778
3	1:12.960	+0.240	15:36:09.738
4	1:12.720		15:37:22.458
5	1:17.310	+4.590	15:38:39.768
(31) Keith Wray			
1	1:20.310	+6.682	15:33:17.085
2	1:17.201	+3.573	15:34:34.286
3	1:14.921	+1.293	15:35:49.207
4	1:14.342	+0.714	15:37:03.549
5	1:14.820	+1.192	15:38:18.369
6	1:13.628		15:39:31.997
7	1:14.217	+0.589	15:40:46.214
(2) Greer Wray			
1	1:24.594	+7.220	15:33:08.829
2	1:20.967	+3.593	15:34:29.796
3	1:17.374		15:35:47.170
4	1:23.738	+6.364	15:37:10.908

Lap	Lap Tm	Diff	Time of Day
-----	--------	------	-------------

Lap	Lap Tm	Diff	Time of Day
-----	--------	------	-------------

Results provisional until the conclusion of judicial and technical matters

Orbits

Chief Timekeeper: D.Bradfield

Clerk of the Course: Chris Edwards

Live timing available at timing.rhwright.co.uk

www.mylaps.com

Licensed to: R.H.Wright Timing





500MRCI 70th Anniversary Race Meeting

Libre Saloons/GT

Kirkistown 500 MRCI 1.512 miles

Race 1 (R8)

24/06/2023 12:30

Race (12:00 and 1 Laps)

7	333
	13
6	33
	11
5	9
	9
4	31
	7
3	65
	5
2	34
	3
1	212
	1

POLE POSITION

61
12
11
10
2
8
89
6
48
4
633
2

Results provisional until the conclusion of judicial and technical matters

Orbits

Chief Timekeeper: D.Bradfield

Clerk of the Course: Chris Edwards

Live timing available at timing.rhwright.co.uk

www.mylaps.com

Licensed to: R.H.Wright Timing



R.H.Wright Timing

500MRCI 70th Anniversary Race Meeting

Sorted on Laps

Libre Saloons/GT

Kirkistown 500 MRCI 1.512 miles

Race 1 (R8)

24/06/2023 12:30

Race (12:00 and 1 Laps) started at 12:58:20

Pos	No.	Name	Make	Laps	Total Tm	Best Tm	Best Speed	In Lap	Avg. Speed
GT									
1	48	Paul McAlinden	2.0 Wildcat	12	14:05.955	1:08.444	79.525	9	77.210
2	333	John Newport	2.0 Wildcat	12	14:15.943	1:09.188	78.670	4	76.309
3	65	Stephen Conn	2.0 SHP Wildcat	12	15:44.621	1:10.497	77.209	2	69.145
Not classified									
DNS	9	Aaron Beattie	2.0 Wildcat				-	0	-
DNS	11	Connaire Finn	3.5 Ginetta G50				-	0	-
Libre Saloons									
1	633	Peter Baxter	2.0 SEAT Leon	13	14:04.332	1:03.537	85.667	6	83.805
2	34	David McMinn	1.9d SEAT Ibiza	13	14:48.250	1:06.784	81.502	12	79.661
3	212	Gareth Blaine	2.0 SEAT Leon	13	14:53.529	1:04.808	83.987	4	79.191
4	31	Keith Wray	2.0 BMW 330i	12	14:20.137	1:09.810	77.969	7	75.937
Not classified									
DNF	2	Greer Wray	3.0 BMW 330i	11	12:56.891	1:08.797	79.117	9	77.068
DNS	89	Patrick Corbett	2.0 Honda Civic				-	0	-
DNS	33	Donal Neill	1.8 SEAT Leon				-	0	-
DNS	61	David Smyth	3.0 BMW 135				-	0	-

Margin of Victory

Avg. Speed

Best Lap Tm

Best Speed

Best Lap by

43.918

83.805

1:03.537

85.667

633 - Peter Baxter

Results provisional until the conclusion of judicial and technical matters

Orbits

Chief Timekeeper: D.Bradfield

Clerk of the Course: Chris Edwards

Live timing available at timing.rhwright.co.uk

www.mylaps.com

Printed: 24/06/2023 13:14:55

Licensed to: R.H.Wright Timing



500MRCI 70th Anniversary Race Meeting


Libre Saloons/GT

Kirkistown 500 MRCI 1.512 miles

Race 1 (R8)

24/06/2023 12:30

Race (12:00 and 1 Laps) started at 12:58:20



Lap	Lap Tm	Diff	Time of Day
(633) Peter Baxter			
1	1:09.025	+5.488	12:59:32.223
2	1:04.150	+0.613	13:00:36.373
3	1:04.562	+1.025	13:01:40.935
4	1:03.941	+0.404	13:02:44.876
5	1:03.592	+0.055	13:03:48.468
6	1:03.537		13:04:52.005
7	1:04.390	+0.853	13:05:56.395
8	1:04.139	+0.602	13:07:00.534
9	1:04.762	+1.225	13:08:05.296
10	1:05.015	+1.478	13:09:10.311
11	1:04.710	+1.173	13:10:15.021
12	1:04.335	+0.798	13:11:19.356
13	1:05.896	+2.359	13:12:25.252

Lap	Lap Tm	Diff	Time of Day
(34) David McMinn			
1	1:13.034	+6.250	12:59:37.147
2	1:07.547	+0.763	13:00:44.694
3	1:07.219	+0.435	13:01:51.913
4	1:07.086	+0.302	13:02:58.999
5	1:07.839	+1.055	13:04:06.838
6	1:07.885	+1.101	13:05:14.723
7	1:07.994	+1.210	13:06:22.717
8	1:09.672	+2.888	13:07:32.389
9	1:08.387	+1.603	13:08:40.776
10	1:07.212	+0.428	13:09:47.988
11	1:06.874	+0.090	13:10:54.862
12	1:06.784		13:12:01.646
13	1:07.524	+0.740	13:13:09.170

Lap	Lap Tm	Diff	Time of Day
(12) Gareth Blaine			
1	1:41.052	+36.244	13:00:04.072
2	1:07.258	+2.450	13:01:11.330
3	1:05.736	+0.928	13:02:17.066
4	1:04.808		13:03:21.874
5	1:05.247	+0.439	13:04:27.121
6	1:04.963	+0.155	13:05:32.084
7	1:08.567	+3.759	13:06:40.651
8	1:07.665	+2.857	13:07:48.316
9	1:04.910	+0.102	13:08:53.226
10	1:05.591	+0.783	13:09:58.817
11	1:05.609	+0.801	13:11:04.426
12	1:04.895	+0.087	13:12:09.321
13	1:05.128	+0.320	13:13:14.449

Lap	Lap Tm	Diff	Time of Day
(48) Paul McAlinden			
1	1:17.676	+9.232	12:59:41.318
2	1:10.992	+2.548	13:00:52.310
3	1:09.860	+1.416	13:02:02.170
4	1:09.440	+0.996	13:03:11.610
5	1:10.197	+1.753	13:04:21.807
6	1:09.547	+1.103	13:05:31.354
7	1:09.002	+0.558	13:06:40.356
8	1:08.721	+0.277	13:07:49.077
9	1:08.444		13:08:57.521
10	1:09.563	+1.119	13:10:07.084
11	1:09.974	+1.530	13:11:17.058
12	1:09.817	+1.373	13:12:26.875

Lap	Lap Tm	Diff	Time of Day
(333) John Newport			
1	1:16.395	+7.207	12:59:41.639
2	1:10.866	+1.678	13:00:52.505
3	1:09.989	+0.801	13:02:02.494
4	1:09.188		13:03:11.682
5	1:10.271	+1.083	13:04:21.953
6	1:09.695	+0.507	13:05:31.648
7	1:11.419	+2.231	13:06:43.067
8	1:09.584	+0.396	13:07:52.651
9	1:09.931	+0.743	13:09:02.582
10	1:10.279	+1.091	13:10:12.861
11	1:12.417	+3.229	13:11:25.278
12	1:11.585	+2.397	13:12:36.863

Lap	Lap Tm	Diff	Time of Day
(31) Keith Wray			
1	1:17.711	+7.901	12:59:43.117
2	1:10.512	+0.702	13:00:53.629
3	1:10.813	+1.003	13:02:04.442
4	1:10.968	+1.158	13:03:15.410
5	1:10.329	+0.519	13:04:25.739
6	1:10.896	+1.086	13:05:36.635
7	1:09.810		13:06:46.445
8	1:10.062	+0.252	13:07:56.507
9	1:10.535	+0.725	13:09:07.042
10	1:12.698	+2.888	13:10:19.740
11	1:10.258	+0.448	13:11:29.998
12	1:11.059	+1.249	13:12:41.057

Lap	Lap Tm	Diff	Time of Day
(65) Stephen Conn			
1	1:17.870	+7.373	12:59:42.189
2	1:10.497		13:00:52.686
3	1:10.755	+0.258	13:02:03.441
4	1:11.406	+0.909	13:03:14.847
5	1:12.034	+1.537	13:04:26.881
6	1:12.386	+1.889	13:05:39.267
7	1:11.299	+0.802	13:06:50.566
8	1:11.540	+1.043	13:08:02.106
9	1:20.310	+9.813	13:09:22.416
10	1:27.561	+17.064	13:10:49.977
11	1:32.800	+22.303	13:12:22.777
12	1:42.764	+32.267	13:14:05.541

Lap	Lap Tm	Diff	Time of Day
(2) Greer Wray			
1	1:16.444	+7.647	12:59:40.967
2	1:10.647	+1.850	13:00:51.614
3	1:09.951	+1.154	13:02:01.565
4	1:09.643	+0.846	13:03:11.208
5	1:09.787	+0.990	13:04:20.995
6	1:09.280	+0.483	13:05:30.275
7	1:09.654	+0.857	13:06:39.929
8	1:09.882	+1.085	13:07:49.811
9	1:08.797		13:08:58.608
10	1:09.145	+0.348	13:10:07.753
11	1:10.058	+1.261	13:11:17.811
12	3:05.807	+1:57.010	13:14:23.618

Results provisional until the conclusion of judicial and technical matters

Orbits

Chief Timekeeper: D.Bradfield

Clerk of the Course: Chris Edwards

Live timing available at timing.rhwright.co.uk

www.mylaps.com

Licensed to: R.H.Wright Timing





R.H.Wright Timing

500MRCI 70th Anniversary Race Meeting

Libre Saloons/GT

Kirkistown 500 MRCI 1.512 miles

Race 2 (R16)

24/06/2023 17:00

Race (12:00 and 1 Laps)

7	61	
	13	
6	333	33
	11	12
5	9	11
	9	10
4	31	2
	7	8
3	89	65
	5	6
2	34	48
	3	4
1	212	633
	1	2

POLE POSITION

Results provisional until the conclusion of judicial and technical matters

Orbits

Chief Timekeeper: D.Bradfield

Clerk of the Course: Chris Edwards

Live timing available at timing.rhwright.co.uk

www.mylaps.com

Licensed to: R.H.Wright Timing

Printed: 23/06/2023 15:46:19



500MRCI 70th Anniversary Race Meeting

Sorted on Laps

Libre Saloons/GT

Kirkistown 500 MRCI 1.512 miles

Race 2 (R16)

24/06/2023 17:25

Race (12:00 and 1 Laps) started at 17:40:18

Pos	No.	Name	Make	Laps	Total Tm	Best Tm	Best Speed	In Lap	Avg. Speed
GT									
1	48	Paul McAlinden	2.0 Wildcat	13	14:47.423	1:06.432	81.934	12	79.736
2	65	Stephen Conn	2.0 SHP Wildcat	12	14:34.926	1:10.816	76.861	6	74.653
3	333	John Newport	2.0 Wildcat	12	14:35.739	1:09.651	78.147	5	74.584
Not classified									
DNF	9	Aaron Beattie	2.0 Wildcat	7	8:33.659	1:11.668	75.948	6	74.176
Libre Saloons									
1	212	Gareth Blaine	2.0 SEAT Leon	13	13:51.592	1:02.850	86.603	12	85.089
2	633	Peter Baxter	2.0 SEAT Leon	13	14:06.776	1:02.965	86.445	3	83.563
3	89	Patrick Corbett	2.0 Honda Civic	13	14:48.714	1:07.113	81.102	4	79.620
4	2	Greer Wray	3.0 BMW 330i	12	14:19.126	1:10.191	77.546	12	76.026
5	31	Keith Wray	2.0 BMW 330i	12	14:39.545	1:09.933	77.832	4	74.261
Not classified									
DNF	34	David McMinn	1.9d SEAT Ibiza	6	7:04.488	1:09.329	78.510	6	76.935

Announcements

- Penalty - Car 633 and 48 +10s - False Start (Q12.14)
- Penalty - Car 333 +15s - Exceeding Track Limits (Q12.21.2b)
- Penalty - Car 65+5s - Exceeding Track Limits (Q12.21.2b)

Margin of Victory	Avg. Speed	Best Lap Tm	Best Speed	Best Lap by
15.184	85.089	1:02.850	86.603	212 - Gareth Blaine

Results provisional until the conclusion of judicial and technical matters

Orbits

Chief Timekeeper: D.Bradfield

Clerk of the Course: Chris Edwards

Live timing available at timing.rhwright.co.uk

www.mylaps.com

Licensed to: R.H.Wright Timing

Printed: 24/06/2023 17:55:23



500MRCI 70th Anniversary Race Meeting


Libre Saloons/GT

Kirkistown 500 MRCI 1.512 miles

Race 2 (R16)

24/06/2023 17:25

Race (12:00 and 1 Laps) started at 17:40:18



Lap	Lap Tm	Diff	Time of Day
(212) Gareth Blaine			
1	1:10.050	+7.200	17:41:30.939
2	1:03.273	+0.423	17:42:34.212
3	1:02.907	+0.057	17:43:37.119
4	1:02.967	+0.117	17:44:40.086
5	1:03.352	+0.502	17:45:43.438
6	1:02.900	+0.050	17:46:46.338
7	1:03.394	+0.544	17:47:49.732
8	1:03.556	+0.706	17:48:53.288
9	1:03.691	+0.841	17:49:56.979
10	1:03.476	+0.626	17:51:00.455
11	1:03.331	+0.481	17:52:03.786
12	1:02.850		17:53:06.636
13	1:03.655	+0.805	17:54:10.291

Lap	Lap Tm	Diff	Time of Day
(633) Peter Baxter			
1	1:09.353	+6.388	17:41:30.262
2	1:03.190	+0.225	17:42:33.452
3	1:02.965		17:43:36.417
4	1:03.265	+0.300	17:44:39.682
5	1:04.085	+1.120	17:45:43.767
6	1:04.051	+1.086	17:46:47.818
7	1:03.343	+0.378	17:47:51.161
8	1:04.907	+1.942	17:48:56.068
9	1:03.815	+0.850	17:49:59.883
10	1:04.311	+1.346	17:51:04.194
11	1:03.835	+0.870	17:52:08.029
12	1:03.540	+0.575	17:53:11.569
13	1:03.906	+0.941	17:54:15.475

Lap	Lap Tm	Diff	Time of Day
(48) Paul McAlinden			
1	1:11.397	+4.985	17:41:32.816
2	1:06.714	+0.282	17:42:39.530
3	1:06.592	+0.160	17:43:46.122
4	1:07.117	+0.685	17:44:53.239
5	1:06.541	+0.109	17:45:59.780
6	1:06.523	+0.091	17:47:06.303
7	1:07.151	+0.719	17:48:13.454
8	1:07.011	+0.579	17:49:20.465
9	1:07.122	+0.690	17:50:27.587
10	1:07.911	+1.479	17:51:35.498
11	1:07.265	+0.833	17:52:42.763
12	1:06.432		17:53:49.195
13	1:06.927	+0.495	17:54:56.122

Lap	Lap Tm	Diff	Time of Day
(89) Patrick Corbett			
1	1:13.670	+6.557	17:41:35.858
2	1:07.866	+0.753	17:42:43.724
3	1:07.214	+0.101	17:43:50.938
4	1:07.113		17:44:58.051
5	1:08.429	+1.316	17:46:06.480
6	1:07.434	+0.321	17:47:13.914
7	1:07.302	+0.189	17:48:21.216
8	1:07.572	+0.459	17:49:28.788
9	1:07.636	+0.523	17:50:36.424
10	1:07.830	+0.717	17:51:44.254
11	1:08.156	+1.043	17:52:52.410
12	1:07.167	+0.054	17:53:59.577
13	1:07.836	+0.723	17:55:07.413

Lap	Lap Tm	Diff	Time of Day
(2) Greer Wray			
1	1:16.548	+6.357	17:41:39.081
2	1:11.269	+1.078	17:42:50.350
3	1:11.912	+1.721	17:44:02.262
4	1:10.311	+0.120	17:45:12.573
5	1:10.853	+0.662	17:46:23.426
6	1:10.898	+0.707	17:47:34.324
7	1:10.688	+0.497	17:48:45.012
8	1:10.371	+0.180	17:49:55.383
9	1:11.141	+0.950	17:51:06.524
10	1:10.849	+0.658	17:52:17.373
11	1:10.261	+0.070	17:53:27.634
12	1:10.191		17:54:37.825

Lap	Lap Tm	Diff	Time of Day
(65) Stephen Conn			
1	1:15.459	+4.643	17:41:37.472
2	1:11.178	+0.362	17:42:48.650
3	1:15.468	+4.652	17:44:04.118
4	1:10.875	+0.059	17:45:14.993
5	1:11.048	+0.232	17:46:26.041
6	1:10.816		17:47:36.857
7	1:11.200	+0.384	17:48:48.057
8	1:11.048	+0.232	17:49:59.105
9	1:12.617	+1.801	17:51:11.722
10	1:12.532	+1.716	17:52:24.254
11	1:11.503	+0.687	17:53:35.757
12	1:12.868	+2.052	17:54:48.625

Lap	Lap Tm	Diff	Time of Day
(333) John Newport			
1	1:14.035	+4.384	17:41:37.305
2	1:11.603	+1.952	17:42:48.908
3	1:12.017	+2.366	17:44:00.925
4	1:09.938	+0.287	17:45:10.863
5	1:09.851		17:46:20.514
6	1:10.585	+0.934	17:47:31.099
7	1:10.614	+0.963	17:48:41.713
8	1:10.367	+0.716	17:49:52.080
9	1:10.361	+0.710	17:51:02.441
10	1:10.815	+1.164	17:52:13.256
11	1:10.265	+0.614	17:53:23.521
12	1:10.917	+1.266	17:54:34.438

Lap	Lap Tm	Diff	Time of Day
(31) Keith Wray			
1	1:16.938	+7.005	17:41:39.928
2	1:11.410	+1.477	17:42:51.338
3	1:12.085	+2.152	17:44:03.423
4	1:09.933		17:45:13.356
5	1:10.950	+1.017	17:46:24.306
6	1:24.294	+14.361	17:47:48.600
7	1:13.844	+3.911	17:49:02.444
8	1:10.374	+0.441	17:50:12.818
9	1:10.686	+0.753	17:51:23.504
10	1:10.940	+1.007	17:52:34.444
11	1:10.911	+0.978	17:53:45.355
12	1:12.889	+2.956	17:54:58.244

Lap	Lap Tm	Diff	Time of Day
(9) Aaron Beattie			
1	1:17.556	+5.888	17:41:40.714
2	1:12.046	+0.378	17:42:52.760
3	1:11.771	+0.103	17:44:04.531
4	1:11.703	+0.035	17:45:16.234
5	1:11.866	+0.198	17:46:28.100
6	1:11.668		17:47:39.768
7	1:12.590	+0.922	17:48:52.358

Lap	Lap Tm	Diff	Time of Day
(34) David McMinn			
1	1:13.818	+4.489	17:41:35.647
2	1:09.630	+0.301	17:42:45.277
3	1:09.857	+0.528	17:43:55.134
4	1:09.363	+0.034	17:45:04.497
5	1:09.361	+0.032	17:46:13.858
6	1:09.329		17:47:23.187

Results provisional until the conclusion of judicial and technical matters

Orbits

Chief Timekeeper: D.Bradfield

Clerk of the Course: Chris Edwards

Live timing available at timing.rhwright.co.uk

www.mylaps.com

Licensed to: R.H.Wright Timing





R.H.Wright Timing

500MRCI 70th Anniversary Race Meeting

Sorted on best lap time

Roadsports/NI Sevens

Kirkistown 500 MRCI 1.512 miles

Qualifying (Q5)

23/06/2023 15:10

Qualifying started at 14:55:40

Pos	No.	Name	Make	Best Tm	Diff	In Lap	Best Speed	2nd Best	2nd Lap
Not classified									
DNS	3	Gavin Buckley	2.0 Gunn			0	-		0
DNS	11	Connaire Finn	3.5 Ginetta G50			0	-		0
NI Sevens									
1	25	Graham Moore	1.0 GMS Honda	1:01.985		4	87.812	1:02.098	9
2	15	Paul Thompson	1.0 Striker Honda	1:04.466	2.481	4	84.432	1:04.668	6
3	46	Trevor Allen	1.0 Westfield Honda	1:05.679	3.694	7	82.873	1:05.689	3
4	22	Allen Millar	1.0 GMS Honda	1:12.709	10.724	3	74.860	1:13.081	2
Not classified									
DNF	50	Richard Morgan	1.0 Westfield Honda	1:28.152		1	61.746		0
DNS	26	Ethan Campbell	1.0 Locost Honda			0	-		0
Not classified									
DNF	10	Barney Casement	2.0 Vauxhall Tigra	1:09.647		3	78.152	1:10.720	2
Roadsports C									
1	93	Steven Larkham	1.3 Radical PR06	58.372		7	93.247	58.392	6
2	20	Jim Larkham	1.3 Radical PR06	1:00.501	2.129	7	89.966	1:00.615	6
3	56	John Benson	2.0 Crossle 37S	1:01.771	3.399	8	88.116	1:02.167	9
4	120	Mike Ward	1.3 Radical PR06	1:02.166	3.794	4	87.556	1:02.221	6
5	55	Bernard Foley	2.0 Crossle 42S	1:02.987	4.615	7	86.415	1:03.002	9
6	641	Brian Elliott	1.3 Radical Clubsport	1:03.646	5.274	8	85.520	1:03.951	5
7	1	Billy Crosbie	2.0 Crossle 9S	1:05.497	7.125	5	83.103	1:05.880	8

Results provisional until the conclusion of judicial and technical matters

Orbits

Chief Timekeeper: D.Bradfield

Clerk of the Course: Chris Edwards

Live timing available at timing.rhwright.co.uk

www.mylaps.com

Licensed to: R.H.Wright Timing

Printed: 23/06/2023 15:08:09



500MRCI 70th Anniversary Race Meeting


Roadsports/NI Sevens

Kirkistown 500 MRCI 1.512 miles

Qualifying (Q5)

23/06/2023 15:10

Qualifying started at 14:55:40



Lap	Lap Tm	Diff	Time of Day
(93) Steven Larkham			
1	1:00.301	+1.929	14:57:56.560
2	59.246	+0.874	14:58:55.806
3	59.673	+1.301	14:59:55.479
4	1:00.148	+1.776	15:00:55.627
5	59.195	+0.823	15:01:54.822
6	58.392	+0.020	15:02:53.214
7	58.372		15:03:51.586
8	58.729	+0.357	15:04:50.315
9	59.007	+0.635	15:05:49.322
(20) Jim Larkham			
1	1:02.441	+1.940	14:57:59.819
2	1:01.914	+1.413	14:59:01.733
3	1:01.164	+0.663	15:00:02.897
4	1:00.856	+0.355	15:01:03.753
5	1:00.829	+0.328	15:02:04.582
6	1:00.615	+0.114	15:03:05.197
7	1:00.501		15:04:05.698
8	1:01.170	+0.669	15:05:06.868
9	1:01.106	+0.605	15:06:07.974
(56) John Benson			
1	1:05.891	+4.120	14:58:15.212
2	1:05.143	+3.372	14:59:20.355
3	1:02.774	+1.003	15:00:23.129
4	1:04.361	+2.590	15:01:27.490
5	1:03.612	+1.841	15:02:31.102
6	1:03.938	+2.167	15:03:35.040
7	1:02.916	+1.145	15:04:37.956
8	1:01.771		15:05:39.727
9	1:02.167	+0.396	15:06:41.894
(25) Graham Moore			
1	1:03.783	+1.798	14:58:15.334
2	1:05.166	+3.181	14:59:20.500
3	1:04.473	+2.488	15:00:24.973
4	1:01.985		15:01:26.958
5	1:02.588	+0.603	15:02:29.546
6	1:02.156	+0.171	15:03:31.702
7	1:04.600	+2.615	15:04:36.302
8	1:02.497	+0.512	15:05:38.799
9	1:02.098	+0.113	15:06:40.897
(120) Mike Ward			
1	1:02.811	+0.645	14:58:15.598
2	1:05.546	+3.380	14:59:21.144
3	1:04.670	+2.504	15:00:25.814
4	1:02.166		15:01:27.980
5	1:02.709	+0.543	15:02:30.689
6	1:02.221	+0.055	15:03:32.910
7	1:02.431	+0.265	15:04:35.341
8	1:02.279	+0.113	15:05:37.620
9	1:02.408	+0.242	15:06:40.028
(55) Bernard Foley			
1	1:06.500	+3.513	14:58:07.242
2	1:05.227	+2.240	14:59:12.469
3	1:04.170	+1.183	15:00:16.639
4	1:04.130	+1.143	15:01:20.769
5	1:03.558	+0.571	15:02:24.327
6	1:03.187	+0.200	15:03:27.514
7	1:02.987		15:04:30.501
8	1:03.288	+0.301	15:05:33.789
9	1:03.002	+0.015	15:06:36.791
(641) Brian Elliott			
1	1:05.574	+1.928	14:58:35.067
2	1:09.463	+5.817	14:59:44.530
3	1:07.180	+3.534	15:00:51.710
4	1:05.522	+1.876	15:01:57.232
5	1:03.951	+0.305	15:03:01.183
6	1:04.796	+1.150	15:04:05.979

Lap	Lap Tm	Diff	Time of Day
7	1:05.509	+1.863	15:05:11.488
8	1:03.646		15:06:15.134
(15) Paul Thompson			
1	1:09.158	+4.692	14:59:54.738
2	1:05.533	+1.067	15:01:00.271
3	1:05.272	+0.806	15:02:05.543
4	1:04.466		15:03:10.009
5	1:04.855	+0.389	15:04:14.864
6	1:04.668	+0.202	15:05:19.532
(1) Billy Crosbie			
1	1:06.992	+1.495	14:58:14.229
2	1:07.191	+1.694	14:59:21.420
3	1:07.144	+1.647	15:00:28.564
4	1:06.034	+0.537	15:01:34.598
5	1:05.497		15:02:40.095
6	1:06.097	+0.600	15:03:46.192
7	1:06.105	+0.608	15:04:52.297
8	1:05.880	+0.383	15:05:58.177
(46) Trevor Allen			
1	1:06.858	+1.179	14:58:36.908
2	1:06.866	+1.187	14:59:43.774
3	1:05.689	+0.010	15:00:49.463
4	1:05.791	+0.112	15:01:55.254
5	1:05.699	+0.020	15:03:00.953
6	1:06.574	+0.895	15:04:07.527
7	1:05.679		15:05:13.206
8	1:11.959	+6.280	15:06:25.165
(22) Allen Millar			
1	1:16.532	+3.823	14:58:50.118
2	1:13.081	+0.372	15:00:03.199
3	1:12.709		15:01:15.908
4	1:13.651	+0.942	15:02:29.559
(10) Barney Casement			
1	1:20.072	+10.425	14:58:54.043
2	1:10.720	+1.073	15:00:04.763
3	1:09.647		15:01:14.410
(50) Richard Morgan			
1	1:28.152		14:59:30.430

Results provisional until the conclusion of judicial and technical matters

Orbits

Chief Timekeeper: D.Bradfield

Clerk of the Course: Chris Edwards

Live timing available at timing.rhwright.co.uk

www.mylaps.com

Licensed to: R.H.Wright Timing





500MRCI 70th Anniversary Race Meeting

Roadsports/NI Sevens

Kirkistown 500 MRCI 1.512 miles

Race 1 (R6)

24/06/2023 11:30

Race (12:00 and 1 Laps)

10	3 19	11 20
9	17	18
8	50 15	16
7	46 13	22 14
6	25 11	15 12
5	9	10
4	1 7	10 8
3	55 5	641 6
2	56 3	120 4
1	93 1	20 2

POLE POSITION

Results provisional until the conclusion of judicial and technical matters

Orbits

Chief Timekeeper: D.Bradfield

Clerk of the Course: Chris Edwards

Live timing available at timing.rhwright.co.uk

www.mylaps.com

Licensed to: R.H.Wright Timing

Printed: 23/06/2023 15:11:08



500MRCI 70th Anniversary Race Meeting

Sorted on Laps

Roadsports/NI Sevens

Kirkistown 500 MRCI 1.512 miles

Race 1 (R6)

24/06/2023 11:30

Race (12:00 and 1 Laps) started at 12:03:31

Pos	No.	Name	Make	Laps	Total Tm	Best Tm	Best Speed	In Lap	Avg. Speed
NI Sevens									
1	25	Graham Moore	1.0 GMS Honda	7	7:26.701	1:02.122	87.618	4	85.295
2	15	Paul Thompson	1.0 Striker Honda	7	7:42.220	1:04.741	84.074	2	82.431
3	50	Richard Morgan	1.0 Westfield Honda	7	7:52.154	1:05.177	83.511	4	80.696
4	22	Allen Millar	1.0 GMS Honda	6	7:09.111	1:09.215	78.639	2	76.106
Not classified									
DNF	46	Trevor Allen	1.0 Westfield Honda	3	3:28.674	1:07.011	81.226	3	78.252
Roadsports A									
DNF	10	Barney Casement	2.0 Vauxhall Tigra	7	7:50.651	1:05.024	83.708	4	80.954
Roadsports C									
1	20	Jim Larkham	1.3 Radical PR06	7	7:09.476	1:00.915	89.354	3	88.715
2	93	Steven Larkham	1.3 Radical PR06	7	7:09.669	1:00.683	89.696	3	88.676
3	56	John Benson	2.0 Crossle 37S	7	7:22.125	1:01.924	87.898	7	86.177
4	641	Brian Elliott	1.3 Radical Clubsport	7	7:32.548	1:02.925	86.500	2	84.192
5	55	Bernard Foley	2.0 Crossle 42S	7	7:34.981	1:03.001	86.396	6	83.742
6	120	Mike Ward	1.3 Radical PR06	7	7:56.803	1:01.666	88.266	5	79.910
Not classified									
DNF	1	Billy Crosbie	2.0 Crossle 9S	6	6:42.044	1:05.028	83.703	2	81.230

Announcements

New Track Record (1:02.122) for NI Sevens by Graham Moore.

Race Red Flagged on lap 8 - Results based on lap 7 (MSUK Q12.15.4)

Margin of Victory	Avg. Speed	Best Lap Tm	Best Speed	Best Lap by
0.193	88.715	1:00.683	89.696	93 - Steven Larkham

Results provisional until the conclusion of judicial and technical matters

Orbits

Chief Timekeeper: D.Bradfield

Clerk of the Course: Chris Edwards

Live timing available at timing.rhwright.co.uk

www.mylaps.com

Licensed to: R.H.Wright Timing

Printed: 24/06/2023 12:29:23



500MRCI 70th Anniversary Race Meeting

Roadsports/NI Sevens

Kirkistown 500 MRCI 1.512 miles

Race 1 (R6)

24/06/2023 11:30

Race (12:00 and 1 Laps) started at 12:03:31

Lap	Lap Tm	Diff	Time of Day
(20) Jim Larkham			
1	1:02.968	+2.053	12:04:34.887
2	1:00.968	+0.053	12:05:35.855
3	1:00.915		12:06:36.770
4	1:01.104	+0.189	12:07:37.874
5	1:01.425	+0.510	12:08:39.299
6	1:00.919	+0.004	12:09:40.218
7	1:01.135	+0.220	12:10:41.353
(93) Steven Larkham			
1	1:03.538	+2.855	12:04:35.215
2	1:00.844	+0.161	12:05:36.059
3	1:00.683		12:06:36.742
4	1:00.962	+0.299	12:07:37.724
5	1:01.587	+0.904	12:08:39.311
6	1:01.095	+0.412	12:09:40.406
7	1:00.940	+0.257	12:10:41.346
(56) John Benson			
1	1:05.952	+4.028	12:04:38.659
2	1:02.877	+0.953	12:05:41.536
3	1:02.796	+0.872	12:06:44.332
4	1:02.431	+0.507	12:07:46.763
5	1:02.664	+0.740	12:08:49.427
6	1:02.451	+0.527	12:09:51.878
7	1:01.924		12:10:53.802
(25) Graham Moore			
1	1:05.818	+3.696	12:04:39.358
2	1:03.487	+1.365	12:05:42.845
3	1:02.695	+0.573	12:06:45.540
4	1:02.122		12:07:47.662
5	1:02.310	+0.188	12:08:49.972
6	1:02.393	+0.271	12:09:52.365
7	1:06.013	+3.891	12:10:58.378
(641) Brian Elliott			
1	1:08.055	+5.130	12:04:40.965
2	1:02.925		12:05:43.890
3	1:04.581	+1.656	12:06:48.471
4	1:03.492	+0.567	12:07:51.963
5	1:03.622	+0.697	12:08:55.585
6	1:04.383	+1.458	12:09:59.968
7	1:04.257	+1.332	12:11:04.225
(55) Bernard Foley			
1	1:10.114	+7.113	12:04:43.399
2	1:05.044	+2.043	12:05:48.443
3	1:04.566	+1.565	12:06:53.009
4	1:03.249	+0.248	12:07:56.258
5	1:03.382	+0.381	12:08:59.640
6	1:03.001		12:10:02.641
7	1:04.017	+1.016	12:11:06.658
(15) Paul Thompson			
1	1:07.270	+2.529	12:04:41.007
2	1:04.741		12:05:45.748
3	1:05.138	+0.397	12:06:50.886
4	1:04.900	+0.159	12:07:55.786
5	1:05.800	+1.059	12:09:01.586
6	1:06.184	+1.443	12:10:07.770
7	1:06.127	+1.386	12:11:13.897
(10) Barney Casement			
1	1:11.587	+6.583	12:04:45.391
2	1:06.990	+1.966	12:05:52.381
3	1:05.595	+0.571	12:06:57.976
4	1:05.024		12:08:03.000
5	1:06.067	+1.043	12:09:09.067
6	1:07.515	+2.491	12:10:16.582
7	1:05.746	+0.722	12:11:22.328
(50) Richard Morgan			

Lap	Lap Tm	Diff	Time of Day
1	1:12.026	+6.849	12:04:47.175
2	1:06.501	+1.324	12:05:53.676
3	1:05.660	+0.483	12:06:59.336
4	1:05.177		12:08:04.513
5	1:05.773	+0.596	12:09:10.286
6	1:07.381	+2.204	12:10:17.667
7	1:06.164	+0.987	12:11:23.831
(120) Mike Ward			
1	1:08.645	+6.979	12:04:41.730
2	1:02.693	+1.027	12:05:44.423
3	1:02.484	+0.818	12:06:46.907
4	1:01.713	+0.047	12:07:48.620
5	1:01.666		12:08:50.286
6	1:02.256	+0.590	12:09:52.542
7	1:35.938	+34.272	12:11:28.480
(22) Allen Millar			
1	1:14.221	+5.006	12:04:48.806
2	1:09.215		12:05:58.021
3	1:09.507	+0.292	12:07:07.528
4	1:09.615	+0.400	12:08:17.143
5	1:10.270	+1.055	12:09:27.413
6	1:13.375	+4.160	12:10:40.788
(1) Billy Crosbie			
1	1:10.097	+5.069	12:04:43.483
2	1:05.028		12:05:48.511
3	1:05.587	+0.559	12:06:54.098
4	1:05.600	+0.572	12:07:59.698
5	1:05.632	+0.604	12:09:05.330
6	1:08.391	+3.363	12:10:13.721
(46) Trevor Allen			
1	1:08.654	+1.643	12:04:42.812
2	1:10.528	+3.517	12:05:53.340
3	1:07.011		12:07:00.351

Results provisional until the conclusion of judicial and technical matters

Orbits

Chief Timekeeper: D.Bradfield

Clerk of the Course: Chris Edwards

Live timing available at timing.rhwright.co.uk

www.mylaps.com

Licensed to: R.H.Wright Timing



500MRCI 70th Anniversary Race Meeting

Roadsports/NI Sevens

Kirkistown 500 MRCI 1.512 miles

Race 2 (R14)

24/06/2023 16:00

Race (12:00 and 1 Laps)

10	3 19	11 20
9	17	18
8	50 15	16
7	46 13	22 14
6	25 11	15 12
5	9	10
4	1 7	10 8
3	55 5	641 6
2	56 3	120 4
1	93 1	20 2

POLE POSITION

Results provisional until the conclusion of judicial and technical matters

Orbits

Chief Timekeeper: D.Bradfield

Clerk of the Course: Chris Edwards

Live timing available at timing.rhwright.co.uk

www.mylaps.com

Licensed to: R.H.Wright Timing



500MRCI 70th Anniversary Race Meeting

Sorted on Laps

Roadsports/NI Sevens

Kirkistown 500 MRCI 1.512 miles

Race 2 (R14)

24/06/2023 16:00

Race (12:00 and 1 Laps) started at 16:33:51

Pos	No.	Name	Make	Laps	Total Tm	Best Tm	Best Speed	In Lap	Avg. Speed
NI Sevens									
1	25	Graham Moore	1.0 GMS Honda	13	13:58.914	1:02.619	86.923	13	84.346
2	50	Richard Morgan	1.0 Westfield Honda	13	14:16.224	1:04.763	84.045	2	82.641
3	15	Paul Thompson	1.0 Striker Honda	13	14:30.561	1:05.202	83.479	6	81.280
Not classified									
DNF	22	Allen Millar	1.0 GMS Honda	1	1:19.700	1:17.434	70.292	1	68.294
DNS	46	Trevor Allen	1.0 Westfield Honda					0	-
Roadsports C									
1	93	Steven Larkham	1.3 Radical PR06	14	13:50.320	57.840	94.105	12	91.775
2	20	Jim Larkham	1.3 Radical PR06	14	14:20.756	59.566	91.378	6	88.529
3	120	Mike Ward	1.3 Radical PR06	14	14:40.234	1:01.811	88.059	2	86.570
4	641	Brian Elliott	1.3 Radical Clubsport	13	13:50.678	1:02.066	87.697	2	85.183
5	55	Bernard Foley	2.0 Crossle 42S	13	13:55.210	1:02.939	86.481	13	84.720
6	56	John Benson	2.0 Crossle 37S	13	13:55.552	1:01.978	87.822	13	84.686
7	1	Billy Crosbie	2.0 Crossle 9S	13	14:29.413	1:05.838	82.673	9	81.387

Margin of Victory	Avg. Speed	Best Lap Tm	Best Speed	Best Lap by
30.436	91.775	57.840	94.105	93 - Steven Larkham

Results provisional until the conclusion of judicial and technical matters

Orbits

Chief Timekeeper: D.Bradfield

Clerk of the Course: Chris Edwards

Live timing available at timing.rhwright.co.uk

www.mylaps.com

Licensed to: R.H.Wright Timing

Printed: 24/06/2023 16:58:27



500MRCI 70th Anniversary Race Meeting

Roadsports/NI Sevens

Kirkistown 500 MRCI 1.512 miles

Race 2 (R14)

24/06/2023 16:00

Race (12:00 and 1 Laps) started at 16:33:51

Lap	Lap Tm	Diff	Time of Day
(93) Steven Larkham			
1	1:03.760	+5.920	16:34:55.850
2	59.759	+1.919	16:35:55.409
3	59.962	+2.122	16:36:55.371
4	1:00.136	+2.296	16:37:55.507
5	58.646	+0.806	16:38:54.153
6	58.769	+0.929	16:39:52.922
7	58.273	+0.433	16:40:51.195
8	58.259	+0.419	16:41:49.454
9	59.741	+1.901	16:42:49.195
10	58.531	+0.691	16:43:47.726
11	58.199	+0.359	16:44:45.925
12	57.840		16:45:43.765
13	1:00.295	+2.455	16:46:44.060
14	58.150	+0.310	16:47:42.210

Lap	Lap Tm	Diff	Time of Day
(20) Jim Larkham			
1	1:03.303	+3.737	16:34:55.280
2	1:00.412	+0.846	16:35:55.692
3	1:00.033	+0.467	16:36:55.725
4	1:00.319	+0.753	16:37:56.044
5	59.581	+0.015	16:38:55.625
6	59.566		16:39:55.191
7	1:00.440	+0.874	16:40:55.631
8	1:00.407	+0.841	16:41:56.038
9	1:01.785	+2.219	16:42:57.823
10	1:02.400	+2.834	16:44:00.223
11	1:03.386	+3.820	16:45:03.609
12	1:02.526	+2.960	16:46:06.135
13	1:02.636	+3.070	16:47:08.771
14	1:03.875	+4.309	16:48:12.646

Lap	Lap Tm	Diff	Time of Day
(120) Mike Ward			
1	1:05.526	+3.715	16:34:57.987
2	1:01.811		16:35:59.798
3	1:02.660	+0.849	16:37:02.458
4	1:02.607	+0.796	16:38:05.065
5	1:03.100	+1.289	16:39:08.165
6	1:02.395	+0.584	16:40:10.560
7	1:02.359	+0.548	16:41:12.919
8	1:02.646	+0.835	16:42:15.565
9	1:02.791	+0.980	16:43:18.356
10	1:02.388	+0.577	16:44:20.744
11	1:03.172	+1.361	16:45:23.916
12	1:02.485	+0.674	16:46:26.401
13	1:02.092	+0.281	16:47:28.493
14	1:03.631	+1.820	16:48:32.124

Lap	Lap Tm	Diff	Time of Day
(641) Brian Elliott			
1	1:07.773	+5.707	16:35:00.899
2	1:02.066		16:36:02.965
3	1:07.958	+5.892	16:37:10.923
4	1:03.402	+1.336	16:38:14.325
5	1:02.889	+0.823	16:39:17.214
6	1:02.837	+0.771	16:40:20.051
7	1:02.966	+0.900	16:41:23.017
8	1:02.779	+0.713	16:42:25.796
9	1:03.264	+1.198	16:43:29.060
10	1:02.933	+0.867	16:44:31.993
11	1:02.952	+0.886	16:45:34.945
12	1:02.870	+0.804	16:46:37.815
13	1:04.753	+2.687	16:47:42.568

Lap	Lap Tm	Diff	Time of Day
(55) Bernard Foley			
1	1:09.385	+6.446	16:35:02.183
2	1:03.204	+0.265	16:36:05.387
3	1:06.784	+3.845	16:37:12.171
4	1:03.426	+0.487	16:38:15.597
5	1:03.127	+0.188	16:39:18.724
6	1:04.012	+1.073	16:40:22.736
7	1:03.907	+0.968	16:41:26.643
8	1:03.646	+0.707	16:42:30.289
9	1:03.990	+1.051	16:43:34.279

Lap	Lap Tm	Diff	Time of Day
10	1:03.337	+0.398	16:44:37.616
11	1:02.980	+0.041	16:45:40.596
12	1:03.565	+0.626	16:46:44.161
13	1:02.939		16:47:47.100

Lap	Lap Tm	Diff	Time of Day
(56) John Benson			
1	1:06.695	+4.717	16:34:59.182
2	1:02.963	+0.985	16:36:02.145
3	1:17.199	+15.221	16:37:19.344
4	1:03.873	+1.895	16:38:23.217
5	1:03.042	+1.064	16:39:26.259
6	1:03.344	+1.366	16:40:29.603
7	1:02.972	+0.994	16:41:32.575
8	1:02.522	+0.544	16:42:35.097
9	1:02.984	+1.006	16:43:38.081
10	1:02.454	+0.476	16:44:40.535
11	1:02.148	+0.170	16:45:42.683
12	1:02.781	+0.803	16:46:45.464
13	1:01.978		16:47:47.442

Lap	Lap Tm	Diff	Time of Day
(25) Graham Moore			
1	1:06.046	+3.427	16:34:59.324
2	1:03.015	+0.396	16:36:02.339
3	1:15.954	+13.335	16:37:18.293
4	1:03.736	+1.117	16:38:22.029
5	1:03.207	+0.588	16:39:25.236
6	1:03.480	+0.861	16:40:28.716
7	1:02.726	+0.107	16:41:31.442
8	1:02.836	+0.217	16:42:34.278
9	1:03.257	+0.638	16:43:37.535
10	1:03.116	+0.497	16:44:40.651
11	1:02.826	+0.207	16:45:43.477
12	1:04.708	+2.089	16:46:48.185
13	1:02.619		16:47:50.804

Lap	Lap Tm	Diff	Time of Day
(50) Richard Morgan			
1	1:08.943	+4.180	16:35:02.696
2	1:04.763		16:36:07.459
3	1:05.899	+1.136	16:37:13.358
4	1:05.213	+0.450	16:38:18.571
5	1:05.221	+0.458	16:39:23.792
6	1:05.514	+0.751	16:40:29.306
7	1:05.770	+1.007	16:41:35.076
8	1:05.270	+0.507	16:42:40.346
9	1:05.330	+0.567	16:43:45.676
10	1:06.064	+1.301	16:44:51.740
11	1:05.313	+0.550	16:45:57.053
12	1:06.022	+1.259	16:47:03.075
13	1:05.039	+0.276	16:48:08.114

Lap	Lap Tm	Diff	Time of Day
(1) Billy Crosbie			
1	1:10.312	+4.474	16:35:03.850
2	1:06.235	+0.397	16:36:10.085
3	1:07.469	+1.631	16:37:17.554
4	1:06.831	+0.993	16:38:24.385
5	1:06.829	+0.991	16:39:31.214
6	1:06.505	+0.667	16:40:37.719
7	1:06.200	+0.362	16:41:43.919
8	1:07.037	+1.199	16:42:50.956
9	1:05.838		16:43:56.794
10	1:06.689	+0.851	16:45:03.483
11	1:05.945	+0.107	16:46:09.428
12	1:06.007	+0.169	16:47:15.435
13	1:05.868	+0.030	16:48:21.303

Lap	Lap Tm	Diff	Time of Day
(15) Paul Thompson			
1	1:15.120	+9.918	16:35:08.456
2	1:06.901	+1.699	16:36:15.357
3	1:06.382	+1.180	16:37:21.739
4	1:05.598	+0.396	16:38:27.337
5	1:06.513	+1.311	16:39:33.850
6	1:05.202		16:40:39.052
7	1:06.090	+0.888	16:41:45.142
8	1:07.862	+2.660	16:42:53.004

Results provisional until the conclusion of judicial and technical matters

Orbits

Chief Timekeeper: D.Bradfield

Clerk of the Course: Chris Edwards

Live timing available at timing.rhwright.co.uk

www.mylaps.com

Licensed to: R.H.Wright Timing





500MRCI 70th Anniversary Race Meeting

Sorted on best lap time

Scottish Mini Coopers

Kirkistown 500 MRCI 1.512 miles

Qualifying (Q1)

23/06/2023 13:30

Qualifying started at 13:45:07

Pos	No.	Name	Make	Best Tm	Diff	In Lap	Best Speed	2nd Best	2nd Lap
1	97	Jamie Blake	1.6 Mini Cooper S	1:07.636		2	80.475	1:07.969	3
2	14	Richard Flett	1.6 Mini Cooper S	1:08.306	0.670	12	79.686	1:08.458	11
3	95	Craig Blake	1.6 Mini Cooper S	1:08.410	0.774	10	79.565	1:08.482	7
4	70	Oly Mortimer	1.6 Mini Cooper	1:11.251	3.615	3	76.392	1:11.647	6
5	1	Michael Weddell	1.6 Mini Cooper	1:11.289	3.653	3	76.351	1:11.451	4
6	65	Jack Irvine	1.6 Mini Cooper	1:11.519	3.883	2	76.106	1:11.525	3
7	25	Chad Little	1.6 Mini Cooper	1:11.530	3.894	9	76.094	1:11.553	7
8	23	Ian Munro	1.6 Mini Cooper	1:11.861	4.225	3	75.744	1:11.939	1
9	22	Finn Mache	1.6 Mini Cooper	1:12.244	4.608	11	75.342	1:12.298	1
10	88	Barry Holmes	1.6 Mini Cooper	1:12.547	4.911	8	75.027	1:12.639	7
11	27	Martin Wijetunga	1.6 Mini Cooper	1:13.033	5.397	1	74.528	1:13.142	3
12	38	Morgan Wroot	1.6 Mini Cooper	1:13.053	5.417	10	74.508	1:13.314	9
13	80	Ross Foster	1.6 Mini Cooper	1:14.667	7.031	10	72.897	1:14.821	11

Results provisional until the conclusion of judicial and technical matters

Orbits

Chief Timekeeper: D.Bradfield

Clerk of the Course: Chris Edwards

Live timing available at timing.rhwright.co.uk

www.mylaps.com

Licensed to: R.H.Wright Timing

Printed: 23/06/2023 14:10:43



500MRCI 70th Anniversary Race Meeting

Scottish Mini Coopers

Kirkistown 500 MRCI 1.512 miles

Qualifying (Q1)

23/06/2023 13:30

Qualifying started at 13:45:07

Lap	Lap Tm	Diff	Time of Day
(97) Jamie Blake			
1	1:08.511	+0.875	13:47:45.959
2	1:07.636		13:48:53.595
3	1:07.969	+0.333	13:50:01.564
4	1:08.355	+0.719	13:51:09.919
(14) Richard Flett			
1	1:16.837	+8.531	13:48:16.838
2	1:11.213	+2.907	13:49:28.051
3	1:08.512	+0.206	13:50:36.563
4	1:08.807	+0.501	13:51:45.370
5	1:09.219	+0.913	13:52:54.589
6	1:09.382	+1.076	13:54:03.971
7	1:08.950	+0.644	13:55:12.921
8	1:09.327	+1.021	13:56:22.248
9	1:09.052	+0.746	13:57:31.300
10	1:08.702	+0.396	13:58:40.002
11	1:08.458	+0.152	13:59:48.460
12	1:08.306		14:00:56.766
(95) Craig Blake			
1	1:08.744	+0.334	13:47:44.477
2	1:08.561	+0.151	13:48:53.038
3	1:09.902	+1.492	13:50:02.940
4	1:19.567	+11.157	13:51:22.507
5	1:08.516	+0.106	13:52:31.023
6	1:08.568	+0.158	13:53:39.591
7	1:08.482	+0.072	13:54:48.073
8	1:08.718	+0.308	13:55:56.791
9	1:09.010	+0.600	13:57:05.801
10	1:08.410		13:58:14.211
11	1:08.634	+0.224	13:59:22.845
12	1:08.507	+0.097	14:00:31.352
(70) Oly Mortimer			
1	1:11.696	+0.445	13:47:54.800
2	1:11.667	+0.416	13:49:06.267
3	1:11.251		13:50:17.518
4	1:17.421	+6.170	13:51:34.939
5	1:13.799	+2.548	13:52:48.738
6	1:11.647	+0.396	13:54:00.385
7	1:17.204	+5.953	13:55:17.589
8	1:12.190	+0.939	13:56:29.779
9	1:12.189	+0.938	13:57:41.968
10	1:24.494	+13.243	13:59:06.462
11	1:11.937	+0.686	14:00:18.399
(1) Michael Weddell			
1	1:11.991	+0.702	13:47:51.248
2	1:13.537	+2.248	13:49:04.785
3	1:11.289		13:50:16.074
4	1:11.451	+0.162	13:51:27.525
5	1:13.573	+2.284	13:52:41.098
6	1:15.034	+3.745	13:53:56.132
7	1:11.738	+0.449	13:55:07.870
8	1:12.002	+0.713	13:56:19.872
9	1:27.717	+16.428	13:57:47.589
10	1:13.291	+2.002	13:59:00.880
11	1:12.286	+0.997	14:00:13.166
(65) Jack Irvine			
1	1:11.644	+0.125	13:47:55.143
2	1:11.519		13:49:06.662
3	1:11.525	+0.006	13:50:18.187
4	1:12.485	+0.966	13:51:30.672
5	1:20.041	+8.522	13:52:50.713
6	1:18.866	+7.347	13:54:09.579
7	1:12.595	+1.076	13:55:22.174
8	1:11.942	+0.423	13:56:34.116
9	1:12.541	+1.022	13:57:46.657
10	1:12.730	+1.211	13:58:59.387
11	1:17.275	+5.756	14:00:16.662

Lap	Lap Tm	Diff	Time of Day
(25) Chad Little			
1	1:11.798	+0.268	13:47:50.257
2	1:11.694	+0.164	13:49:01.951
3	1:11.731	+0.201	13:50:13.682
4	1:11.940	+0.410	13:51:25.622
5	1:11.618	+0.088	13:52:37.240
6	1:11.630	+0.100	13:53:48.870
7	1:11.553	+0.023	13:55:00.423
8	1:11.830	+0.300	13:56:12.253
9	1:11.530		13:57:23.783
10	1:11.646	+0.116	13:58:35.429
(23) Ian Munro			
1	1:11.939	+0.078	13:47:51.015
2	1:12.206	+0.345	13:49:03.221
3	1:11.861		13:50:15.082
4	1:12.128	+0.267	13:51:27.210
5	1:13.301	+1.440	13:52:40.511
6	1:13.191	+1.330	13:53:53.702
7	1:12.734	+0.873	13:55:06.436
8	1:12.411	+0.550	13:56:18.847
9	1:12.951	+1.090	13:57:31.798
10	1:12.161	+0.300	13:58:43.959
11	1:12.258	+0.397	13:59:56.217
12	1:12.526	+0.665	14:01:08.743
(22) Finn Mache			
1	1:12.298	+0.054	13:47:53.796
2	1:12.690	+0.446	13:49:06.486
3	1:12.369	+0.125	13:50:18.855
4	1:12.310	+0.066	13:51:31.165
5	1:13.049	+0.805	13:52:44.214
6	1:12.755	+0.511	13:53:56.969
7	1:12.564	+0.320	13:55:09.533
8	1:14.125	+1.881	13:56:23.658
9	1:12.763	+0.519	13:57:36.421
10	1:24.906	+12.662	13:59:01.327
11	1:12.244		14:00:13.571
(88) Barry Holmes			
1	1:14.791	+2.244	13:48:05.709
2	1:14.347	+1.800	13:49:20.056
3	1:13.430	+0.883	13:50:33.486
4	1:13.359	+0.812	13:51:46.845
5	1:13.038	+0.491	13:52:59.883
6	1:12.933	+0.386	13:54:12.816
7	1:12.639	+0.092	13:55:25.455
8	1:12.547		13:56:38.002
9	1:12.895	+0.348	13:57:50.897
10	1:13.885	+1.338	13:59:04.782
11	1:12.803	+0.256	14:00:17.585
(27) Martin Wijetunga			
1	1:13.033		13:47:53.243
2	1:13.888	+0.855	13:49:07.131
3	1:13.142	+0.109	13:50:20.273
4	1:14.058	+1.025	13:51:34.331
5	1:14.133	+1.100	13:52:48.464
6	1:13.317	+0.284	13:54:01.781
(38) Morgan Wroot			
1	1:13.344	+0.291	13:47:57.376
2	1:13.884	+0.831	13:49:11.260
3	1:13.428	+0.375	13:50:24.688
4	1:14.229	+1.176	13:51:38.917
5	1:13.460	+0.407	13:52:52.377
6	1:13.751	+0.698	13:54:06.128
7	1:13.527	+0.474	13:55:19.655
8	1:13.497	+0.444	13:56:33.152
9	1:13.314	+0.261	13:57:46.466
10	1:13.053		13:58:59.519
11	1:13.673	+0.620	14:00:13.192
(80) Ross Foster			

Results provisional until the conclusion of judicial and technical matters

Orbits

Chief Timekeeper: D.Bradfield

Clerk of the Course: Chris Edwards

Live timing available at timing.rhwright.co.uk

www.mylaps.com

Printed: 25/06/2023 13:20:44

Licensed to: R.H.Wright Timing



R.H.Wright Timing

500MRCI 70th Anniversary Race Meeting

Scottish Mini Coopers

Kirkistown 500 MRCI 1.512 miles

Race 1 (R1)

23/06/2023 16:40

Race (15:00 Time)

8	38	80
	15	16
7	88	27
	13	14
6	23	22
	11	12
5	65	25
	9	10
4	70	1
	7	8
3	5	6
2	95	4
	3	14
1	97	2
	1	

POLE POSITION

Results provisional until the conclusion of judicial and technical matters

Orbits

Chief Timekeeper: D.Bradfield

Clerk of the Course: Chris Edwards

Live timing available at timing.rhwright.co.uk

www.mylaps.com

Printed: 23/06/2023 14:05:44

Licensed to: R.H.Wright Timing



500MRCI 70th Anniversary Race Meeting

Sorted on Laps

Scottish Mini Coopers

Kirkistown 500 MRCI 1.512 miles

Race 1 (R1)

23/06/2023 16:40

Race (15:00 Time) started at 16:17:34

Pos	No.	Name	Make	Laps	Total Tm	Best Tm	Best Speed	In Lap	Avg. Speed
Scottish Cooper S									
1	97	Jamie Blake	1.6 Mini Cooper S	14	16:04.028	1:07.749	80.341	3	79.046
2	95	Craig Blake	1.6 Mini Cooper S	14	16:05.763	1:07.820	80.257	3	78.904
3	14	Richard Flett	1.6 Mini Cooper S	14	16:33.149	1:07.210	80.985	5	76.728
Scottish Mini Cooper									
1	65	Jack Irvine	1.6 Mini Cooper	14	16:58.564	1:11.262	76.380	2	74.813
2	23	Ian Munro	1.6 Mini Cooper	14	16:59.170	1:11.588	76.033	6	74.769
3	70	Oly Mortimer	1.6 Mini Cooper	14	16:59.180	1:11.636	75.982	2	74.768
4	25	Chad Little	1.6 Mini Cooper	14	17:01.743	1:11.530	76.094	3	74.581
5	22	Finn Mache	1.6 Mini Cooper	14	17:04.685	1:11.800	75.808	5	74.367
6	38	Morgan Wroot	1.6 Mini Cooper	14	17:11.012	1:12.204	75.384	5	73.910
7	88	Barry Holmes	1.6 Mini Cooper	13	16:06.645	1:12.808	74.759	11	73.201
8	27	Martin Wijetunga	1.6 Mini Cooper	13	16:07.071	1:12.845	74.721	11	73.169
9	80	Ross Foster	1.6 Mini Cooper	13	16:19.593	1:13.671	73.883	10	72.233
Not classified									
DNF	1	Michael Weddell	1.6 Mini Cooper	5	6:07.798	1:11.618	76.001	2	73.995

Margin of Victory	Avg. Speed	Best Lap Tm	Best Speed	Best Lap by
1.735	79.046	1:07.210	80.985	14 - Richard Flett

Results provisional until the conclusion of judicial and technical matters

Orbits

Chief Timekeeper: D.Bradfield

Clerk of the Course: Chris Edwards

Live timing available at timing.rhwright.co.uk

www.mylaps.com

Licensed to: R.H.Wright Timing

Printed: 23/06/2023 16:35:35



500MRCI 70th Anniversary Race Meeting

Scottish Mini Coopers

Kirkistown 500 MRCI 1.512 miles

Race 2 (R2)

24/06/2023 09:30

Race (15:00 Time)

8	80	1
	15	16
7	88	27
	13	14
6	22	38
	11	12
5	70	25
	9	10
4	65	23
	7	8
3	5	6
2	14	4
	3	95
1	97	2
	1	

POLE POSITION

Results provisional until the conclusion of judicial and technical matters

Orbits

Chief Timekeeper: D.Bradfield

Clerk of the Course: Chris Edwards

Live timing available at timing.rhwright.co.uk

www.mylaps.com

Licensed to: R.H.Wright Timing

Printed: 23/06/2023 16:37:50



R.H.Wright Timing

500MRCI 70th Anniversary Race Meeting

Sorted on Laps

Scottish Mini Coopers

Kirkistown 500 MRCI 1.512 miles

Race 2 (R2)

24/06/2023 09:30

Race (14:38 Time) started at 10:04:43

Pos	No.	Name	Make	Laps	Total Tm	Best Tm	Best Speed	In Lap	Avg. Speed
Scottish Cooper S									
1	14	Richard Flett	1.6 Mini Cooper S	11	15:25.373	1:08.380	79.600	10	64.702
2	97	Jamie Blake	1.6 Mini Cooper S	11	15:25.609	1:07.922	80.136	6	64.685
Not classified									
DNF	95	Craig Blake	1.6 Mini Cooper S	9	13:39.677	1:09.689	78.104	3	59.764
Scottish Mini Cooper									
1	65	Jack Irvine	1.6 Mini Cooper	11	15:58.883	1:11.822	75.785	6	62.441
2	25	Chad Little	1.6 Mini Cooper	11	15:59.250	1:11.528	76.096	10	62.417
3	1	Michael Weddell	1.6 Mini Cooper	11	15:59.769	1:11.303	76.336	3	62.383
4	70	Oly Mortimer	1.6 Mini Cooper	11	16:04.599	1:11.818	75.789	7	62.071
5	38	Morgan Wroot	1.6 Mini Cooper	11	16:05.331	1:11.800	75.808	3	62.024
6	27	Martin Wijetunga	1.6 Mini Cooper	11	16:11.950	1:12.727	74.842	6	61.601
7	88	Barry Holmes	1.6 Mini Cooper	11	16:13.008	1:12.382	75.199	8	61.534
Not classified									
DNF	23	Ian Munro	1.6 Mini Cooper		4.215		-	0	-
DNF	22	Finn Mache	1.6 Mini Cooper		4.977		-	0	-
DNS	80	Ross Foster	1.6 Mini Cooper				-	0	-

Announcements

Race Red Flagged on lap 2 - Restarted with grid based on original grid (Q12.15.1)
Penalty - Car 88 +5s - Exceeding Track Limits (Q12.21.2b)

Margin of Victory	Avg. Speed	Best Lap Tm	Best Speed	Best Lap by
0.236	64.702	1:07.922	80.136	97 - Jamie Blake

Results provisional until the conclusion of judicial and technical matters

Orbits

Chief Timekeeper: D.Bradfield

Clerk of the Course: Chris Edwards

Live timing available at timing.rhwright.co.uk

www.mylaps.com

Licensed to: R.H.Wright Timing

Printed: 24/06/2023 10:36:04



500MRCI 70th Anniversary Race Meeting


Scottish Mini Coopers

Kirkistown 500 MRCI 1.512 miles

Race 2 (R2)

24/06/2023 09:30

Race (14:38 Time) started at 10:04:43



Lap	Lap Tm	Diff	Time of Day
(14) Richard Flett			
1	1:15.018	+6.638	10:22:48.348
2	1:09.733	+1.353	10:23:58.081
3	1:09.475	+1.095	10:25:07.556
4	1:09.412	+1.032	10:26:16.968
5	1:09.868	+1.488	10:27:26.836
6	1:08.699	+0.319	10:28:35.535
7	1:08.385	+0.005	10:29:43.920
8	1:08.777	+0.397	10:30:52.697
9	1:08.929	+0.549	10:32:01.626
10	1:08.380		10:33:10.006
11	1:08.427	+0.047	10:34:18.433

Lap	Lap Tm	Diff	Time of Day
(97) Jamie Blake			
1	1:15.040	+7.118	10:22:47.624
2	1:09.924	+2.002	10:23:57.548
3	1:09.747	+1.825	10:25:07.295
4	1:09.108	+1.186	10:26:16.403
5	1:13.998	+6.076	10:27:30.401
6	1:07.922		10:28:38.323
7	1:07.957	+0.035	10:29:46.280
8	1:08.138	+0.216	10:30:54.418
9	1:08.157	+0.235	10:32:02.575
10	1:08.142	+0.220	10:33:10.717
11	1:07.952	+0.030	10:34:18.669

Lap	Lap Tm	Diff	Time of Day
(65) Jack Irvine			
1	1:16.302	+4.480	10:22:50.642
2	1:11.929	+0.107	10:24:02.571
3	1:11.977	+0.155	10:25:14.548
4	1:11.965	+0.143	10:26:26.513
5	1:12.365	+0.543	10:27:38.878
6	1:11.822		10:28:50.700
7	1:12.191	+0.369	10:30:02.891
8	1:12.115	+0.293	10:31:15.006
9	1:12.089	+0.267	10:32:27.095
10	1:12.274	+0.452	10:33:39.369
11	1:12.574	+0.752	10:34:51.943

Lap	Lap Tm	Diff	Time of Day
(25) Chad Little			
1	1:16.561	+5.033	10:22:51.255
2	1:11.927	+0.399	10:24:03.182
3	1:11.915	+0.387	10:25:15.097
4	1:11.939	+0.411	10:26:27.036
5	1:12.593	+1.065	10:27:39.629
6	1:12.308	+0.780	10:28:51.937
7	1:12.065	+0.537	10:30:04.002
8	1:11.964	+0.436	10:31:15.966
9	1:12.269	+0.741	10:32:28.235
10	1:11.528		10:33:39.763
11	1:12.547	+1.019	10:34:52.310

Lap	Lap Tm	Diff	Time of Day
(1) Michael Weddell			
1	1:16.796	+5.493	10:22:52.993
2	1:12.420	+1.117	10:24:05.413
3	1:11.303		10:25:16.716
4	1:11.474	+0.171	10:26:28.190
5	1:11.776	+0.473	10:27:39.966
6	1:11.790	+0.487	10:28:51.756
7	1:11.675	+0.372	10:30:03.431
8	1:12.047	+0.744	10:31:15.478
9	1:12.019	+0.716	10:32:27.497
10	1:12.288	+0.985	10:33:39.785
11	1:13.044	+1.741	10:34:52.829

Lap	Lap Tm	Diff	Time of Day
(70) Oly Mortimer			
1	1:16.229	+4.411	10:22:50.978
2	1:11.901	+0.083	10:24:02.879
3	1:11.937	+0.119	10:25:14.816
4	1:12.012	+0.194	10:26:26.828
5	1:12.523	+0.705	10:27:39.351
6	1:12.007	+0.189	10:28:51.358
7	1:11.818		10:30:03.176

Lap	Lap Tm	Diff	Time of Day
8	1:12.352	+0.534	10:31:15.528
9	1:15.890	+4.072	10:32:31.418
10	1:13.941	+2.123	10:33:45.359
11	1:12.300	+0.482	10:34:57.659

Lap	Lap Tm	Diff	Time of Day
(38) Morgan Wroot			
1	1:16.533	+4.733	10:22:51.771
2	1:12.019	+0.219	10:24:03.790
3	1:11.800		10:25:15.590
4	1:11.819	+0.019	10:26:27.409
5	1:12.205	+0.405	10:27:39.614
6	1:11.935	+0.135	10:28:51.549
7	1:12.237	+0.437	10:30:03.786
8	1:11.879	+0.079	10:31:15.665
9	1:15.645	+3.845	10:32:31.310
10	1:14.200	+2.400	10:33:45.510
11	1:12.881	+1.081	10:34:58.391

Lap	Lap Tm	Diff	Time of Day
(27) Martin Wijetunga			
1	1:16.983	+4.256	10:22:52.759
2	1:14.381	+1.654	10:24:07.140
3	1:13.026	+0.299	10:25:20.166
4	1:13.501	+0.774	10:26:33.667
5	1:12.832	+0.105	10:27:46.499
6	1:12.727		10:28:59.226
7	1:12.888	+0.161	10:30:12.114
8	1:12.828	+0.101	10:31:24.942
9	1:13.084	+0.357	10:32:38.026
10	1:13.797	+1.070	10:33:51.823
11	1:13.187	+0.460	10:35:05.010

Lap	Lap Tm	Diff	Time of Day
(88) Barry Holmes			
1	1:17.744	+5.362	10:22:53.607
2	1:13.085	+0.703	10:24:06.692
3	1:12.867	+0.485	10:25:19.559
4	1:12.453	+0.071	10:26:32.012
5	1:13.021	+0.639	10:27:45.033
6	1:12.973	+0.591	10:28:58.006
7	1:12.593	+0.211	10:30:10.599
8	1:12.382		10:31:22.981
9	1:12.863	+0.481	10:32:35.844
10	1:12.622	+0.240	10:33:48.466
11	1:12.602	+0.220	10:35:01.068

Lap	Lap Tm	Diff	Time of Day
(95) Craig Blake			
1	1:15.199	+5.510	10:22:47.645
2	1:09.774	+0.085	10:23:57.419
3	1:09.689		10:25:07.108
4	1:12.363	+2.674	10:26:19.471
5	1:12.974	+3.285	10:27:32.445
6	1:12.728	+3.039	10:28:45.173
7	1:13.345	+3.656	10:29:58.518
8	1:14.460	+4.771	10:31:12.978
9	1:19.759	+10.070	10:32:32.737

Results provisional until the conclusion of judicial and technical matters

Orbits

Chief Timekeeper: D.Bradfield

Clerk of the Course: Chris Edwards

Live timing available at timing.rhwright.co.uk

www.mylaps.com

Licensed to: R.H.Wright Timing





500MRCI 70th Anniversary Race Meeting


Scottish Mini Coopers

Kirkistown 500 MRCI 1.512 miles

Race 3 (R10)


24/06/2023 14:00

Race (15:00 Time)



5	22	80
	9	10
4	88	23
	7	8
3	25	65
	5	6
2	70	1
	3	4
1	27	38
	1	2

POLE POSITION



Results provisional until the conclusion of judicial and technical matters

Orbits

Chief Timekeeper: D.Bradfield

Clerk of the Course: Chris Edwards

Live timing available at timing.rhwright.co.uk

www.mylaps.com

Licensed to: R.H.Wright Timing

Printed: 24/06/2023 11:08:38



500MRCI 70th Anniversary Race Meeting

Sorted on Laps

Scottish Mini Coopers

Kirkistown 500 MRCI 1.512 miles

Race 3 (R9)

24/06/2023 14:00

Race (15:00 Time) started at 14:23:54

Pos	No.	Name	Make	Laps	Total Tm	Best Tm	Best Speed	In Lap	Avg. Speed
1	70	Oly Mortimer	1.6 Mini Cooper	13	15:47.878	1:11.755	75.856	4	74.650
2	65	Jack Irvine	1.6 Mini Cooper	13	15:48.156	1:11.571	76.051	6	74.628
3	1	Michael Weddell	1.6 Mini Cooper	13	15:48.381	1:11.774	75.836	4	74.611
4	25	Chad Little	1.6 Mini Cooper	13	15:48.800	1:11.373	76.262	5	74.578
5	23	Ian Munro	1.6 Mini Cooper	13	15:50.142	1:11.695	75.919	7	74.472
6	38	Morgan Wroot	1.6 Mini Cooper	13	15:50.715	1:11.921	75.681	12	74.427
7	88	Barry Holmes	1.6 Mini Cooper	13	16:00.653	1:12.509	75.067	6	73.657
8	22	Finn Mache	1.6 Mini Cooper	13	16:08.140	1:12.893	74.671	2	73.088
9	80	Ross Foster	1.6 Mini Cooper	13	16:19.296	1:14.211	73.345	9	72.255
10	27	Martin Wijetunga	1.6 Mini Cooper	12	15:52.037	1:11.927	75.674	11	68.607

Margin of Victory

Avg. Speed

Best Lap Tm

Best Speed

Best Lap by

0.278

74.650

1:11.373

76.262

25 - Chad Little

Results provisional until the conclusion of judicial and technical matters

Orbits

Chief Timekeeper: D.Bradfield

Clerk of the Course: Chris Edwards

Live timing available at timing.rhwright.co.uk

www.mylaps.com

Licensed to: R.H.Wright Timing

Printed: 24/06/2023 14:40:40



500MRCI 70th Anniversary Race Meeting


Scottish Mini Coopers

Kirkistown 500 MRCI 1.512 miles

Race 3 (R9)

24/06/2023 14:00

Race (15:00 Time) started at 14:23:54



Lap	Lap Tm	Diff	Time of Day
(70) Oly Mortimer			
1	1:18.515	+6.760	14:25:15.582
2	1:11.846	+0.091	14:26:27.428
3	1:12.098	+0.343	14:27:39.526
4	1:11.755		14:28:51.281
5	1:12.055	+0.300	14:30:03.336
6	1:12.030	+0.275	14:31:15.366
7	1:12.191	+0.436	14:32:27.557
8	1:12.395	+0.640	14:33:39.952
9	1:12.504	+0.749	14:34:52.456
10	1:12.511	+0.756	14:36:04.967
11	1:12.457	+0.702	14:37:17.424
12	1:12.320	+0.565	14:38:29.744
13	1:12.556	+0.801	14:39:42.300

Lap	Lap Tm	Diff	Time of Day
(65) Jack Irvine			
1	1:18.858	+7.287	14:25:16.533
2	1:12.173	+0.602	14:26:28.706
3	1:11.606	+0.035	14:27:40.312
4	1:11.988	+0.417	14:28:52.300
5	1:12.097	+0.526	14:30:04.397
6	1:11.571		14:31:15.968
7	1:11.943	+0.372	14:32:27.911
8	1:12.251	+0.680	14:33:40.162
9	1:12.479	+0.908	14:34:52.641
10	1:12.608	+1.037	14:36:05.249
11	1:12.823	+1.252	14:37:18.072
12	1:12.301	+0.730	14:38:30.373
13	1:12.205	+0.634	14:39:42.578

Lap	Lap Tm	Diff	Time of Day
(1) Michael Weddell			
1	1:18.447	+6.673	14:25:15.717
2	1:12.047	+0.273	14:26:27.764
3	1:12.111	+0.337	14:27:39.875
4	1:11.774		14:28:51.649
5	1:11.899	+0.125	14:30:03.548
6	1:11.982	+0.208	14:31:15.530
7	1:12.855	+1.081	14:32:28.385
8	1:12.293	+0.519	14:33:40.678
9	1:12.167	+0.393	14:34:52.845
10	1:13.269	+1.495	14:36:06.114
11	1:12.655	+0.881	14:37:18.769
12	1:12.175	+0.401	14:38:30.944
13	1:11.859	+0.085	14:39:42.803

Lap	Lap Tm	Diff	Time of Day
(25) Chad Little			
1	1:19.435	+8.062	14:25:17.226
2	1:12.718	+1.345	14:26:29.944
3	1:12.277	+0.904	14:27:42.221
4	1:12.547	+1.174	14:28:54.768
5	1:11.373		14:30:06.141
6	1:11.705	+0.332	14:31:17.846
7	1:11.743	+0.370	14:32:29.589
8	1:11.583	+0.210	14:33:41.172
9	1:11.914	+0.541	14:34:53.086
10	1:13.157	+1.784	14:36:06.243
11	1:13.161	+1.788	14:37:19.404
12	1:12.020	+0.647	14:38:31.424
13	1:11.798	+0.425	14:39:43.222

Lap	Lap Tm	Diff	Time of Day
(23) Ian Munro			
1	1:19.486	+7.791	14:25:17.788
2	1:14.031	+2.336	14:26:31.819
3	1:12.361	+0.666	14:27:44.180
4	1:12.351	+0.656	14:28:56.531
5	1:11.843	+0.148	14:30:08.374
6	1:11.914	+0.219	14:31:20.288
7	1:11.695		14:32:31.983
8	1:12.149	+0.454	14:33:44.132
9	1:12.287	+0.592	14:34:56.419
10	1:12.029	+0.334	14:36:08.448
11	1:12.424	+0.729	14:37:20.872
12	1:11.893	+0.198	14:38:32.765

Lap	Lap Tm	Diff	Time of Day
(38) Morgan Wroot			
13	1:11.799	+0.104	14:39:44.564
1	1:19.095	+7.174	14:25:15.572
2	1:14.185	+2.264	14:26:29.757
3	1:12.703	+0.782	14:27:42.460
4	1:12.518	+0.597	14:28:54.978
5	1:11.982	+0.061	14:30:06.960
6	1:12.234	+0.313	14:31:19.194
7	1:12.912	+0.991	14:32:32.106
8	1:12.310	+0.389	14:33:44.416
9	1:12.227	+0.306	14:34:56.643
10	1:12.145	+0.224	14:36:08.788
11	1:12.447	+0.526	14:37:21.235
12	1:11.921		14:38:33.156
13	1:11.981	+0.060	14:39:45.137

Lap	Lap Tm	Diff	Time of Day
(88) Barry Holmes			
1	1:19.831	+7.322	14:25:18.451
2	1:14.072	+1.563	14:26:32.523
3	1:12.742	+0.233	14:27:45.265
4	1:12.871	+0.362	14:28:58.136
5	1:12.688	+0.179	14:30:10.824
6	1:12.509		14:31:23.333
7	1:13.153	+0.644	14:32:36.486
8	1:12.963	+0.454	14:33:49.449
9	1:12.723	+0.214	14:35:02.172
10	1:13.116	+0.607	14:36:15.288
11	1:13.096	+0.587	14:37:28.384
12	1:13.094	+0.585	14:38:41.478
13	1:13.597	+1.088	14:39:55.075

Lap	Lap Tm	Diff	Time of Day
(22) Finn Mache			
1	1:22.594	+9.701	14:25:21.762
2	1:12.893		14:26:34.655
3	1:14.752	+1.859	14:27:49.407
4	1:13.655	+0.762	14:29:03.062
5	1:13.214	+0.321	14:30:16.276
6	1:13.143	+0.250	14:31:29.419
7	1:13.121	+0.228	14:32:42.540
8	1:13.396	+0.503	14:33:55.936
9	1:13.386	+0.493	14:35:09.322
10	1:13.237	+0.344	14:36:22.559
11	1:13.531	+0.638	14:37:36.090
12	1:13.001	+0.108	14:38:49.091
13	1:13.471	+0.578	14:40:02.562

Lap	Lap Tm	Diff	Time of Day
(80) Ross Foster			
1	1:20.203	+5.992	14:25:19.347
2	1:14.213	+0.002	14:26:33.560
3	1:14.963	+0.752	14:27:48.523
4	1:14.588	+0.377	14:29:03.111
5	1:14.765	+0.554	14:30:17.876
6	1:15.082	+0.871	14:31:32.958
7	1:14.571	+0.360	14:32:47.529
8	1:14.443	+0.232	14:34:01.972
9	1:14.211		14:35:16.183
10	1:14.356	+0.145	14:36:30.539
11	1:14.235	+0.024	14:37:44.774
12	1:14.372	+0.161	14:38:59.146
13	1:14.572	+0.361	14:40:13.718

Lap	Lap Tm	Diff	Time of Day
(27) Martin Wijetunga			
1	1:21.471	+9.544	14:25:18.023
p2	2:07.174	+55.247	14:27:25.197
3	1:18.672	+6.745	14:28:43.869
4	1:13.405	+1.478	14:29:57.274
5	1:13.552	+1.625	14:31:10.826
6	1:13.893	+1.966	14:32:24.719
7	1:13.275	+1.348	14:33:37.994
8	1:15.079	+3.152	14:34:53.073
9	1:13.717	+1.790	14:36:06.790
10	1:14.847	+2.920	14:37:21.637
11	1:11.927		14:38:33.564

Results provisional until the conclusion of judicial and technical matters

Orbits

Chief Timekeeper: D.Bradfield

Clerk of the Course: Chris Edwards

Live timing available at timing.rhwright.co.uk

www.mylaps.com

Licensed to: R.H.Wright Timing





500MRCI 70th Anniversary Race Meeting

Sorted on best lap time

SEAT Supercup Ireland

Kirkistown 500 MRCI 1.512 miles

Qualifying (Q3)

23/06/2023 14:20

Qualifying started at 14:23:38

Pos	No.	Name	Make	Best Tm	Diff	In Lap	Best Speed	2nd Best	2nd Lap
1	17	Sam Mansfield	2.0 SEAT Supercopa	1:01.301		4	88.792	1:01.332	6
2	6	David Maguire	2.0 SEAT Supercopa	1:01.624	0.323	8	88.326	1:01.922	9
3	8	Harry McGovern	2.0 SEAT Supercopa	1:01.708	0.407	8	88.206	1:01.827	7
4	10	Barry English	2.0 SEAT Supercopa	1:01.715	0.414	5	88.196	1:02.040	9
5	48	Graham McDonnell	2.0 SEAT Supercopa	1:01.750	0.449	8	88.146	1:01.967	5
6	970	Shane Murphy	2.0 SEAT Supercopa	1:01.853	0.552	5	87.999	1:01.885	7
7	142	Paul Parr	2.0 SEAT Supercopa	1:01.909	0.608	6	87.920	1:01.947	3
8	55	Eddie Peterson	2.0 SEAT Supercopa	1:02.020	0.719	6	87.762	1:02.174	5
9	33	Brian Berry	2.0 SEAT Supercopa	1:02.093	0.792	7	87.659	1:02.277	9
10	777	Adrian McNally	2.0 SEAT Supercopa	1:02.616	1.315	8	86.927	1:03.127	7
11	7	Gary Corcoran	2.0 SEAT Supercopa	1:03.009	1.708	8	86.385	1:03.502	3
12	69	Tom Gaughran	2.0 SEAT Supercopa	1:03.780	2.479	5	85.341	1:03.884	6

Announcements

Car 17 – Please fit a working transponder as per MSUK Reg Q12.8.1

Car 17 - No transponder times recorded (Q12.8.1)

Results provisional until the conclusion of judicial and technical matters

Orbits

Chief Timekeeper: D.Bradfield

Clerk of the Course: Chris Edwards

Live timing available at timing.rhwright.co.uk

www.mylaps.com

Licensed to: R.H.Wright Timing

Printed: 23/06/2023 14:56:29



500MRCI 70th Anniversary Race Meeting


SEAT Supercup Ireland

Kirkistown 500 MRCI 1.512 miles

Qualifying (Q3)

23/06/2023 14:20

Qualifying started at 14:23:38



Lap	Lap Tm	Diff	Time of Day
(17) Sam Mansfield			
1	1:03.654	+2.353	14:25:59.847
2	1:03.261	+1.960	14:27:03.108
3	1:01.529	+0.228	14:28:04.637
4	1:01.301		14:29:05.938
5	1:01.472	+0.171	14:30:07.410
6	1:01.332	+0.031	14:31:08.742
7	1:02.013	+0.712	14:32:10.755
8	2:03.847	+1:02.546	14:34:14.602
(6) David Maguire			
1	1:06.854	+5.230	14:26:11.993
2	1:13.142	+11.518	14:27:25.135
3	1:02.984	+1.360	14:28:28.119
4	1:02.246	+0.622	14:29:30.365
5	1:02.111	+0.487	14:30:32.476
6	1:02.063	+0.439	14:31:34.539
7	1:02.206	+0.582	14:32:36.745
8	1:01.624		14:33:38.369
9	1:01.922	+0.298	14:34:40.291
(8) Harry McGovern			
1	1:06.560	+4.852	14:27:03.836
2	1:03.937	+2.229	14:28:07.773
3	1:03.528	+1.820	14:29:11.301
4	1:02.204	+0.496	14:30:13.505
5	1:07.561	+5.853	14:31:21.066
6	1:08.571	+6.863	14:32:29.637
7	1:01.827	+0.119	14:33:31.464
8	1:01.708		14:34:33.172
(10) Barry English			
1	1:03.029	+1.314	14:26:03.943
2	1:02.573	+0.858	14:27:06.516
3	1:06.412	+4.697	14:28:12.928
4	1:02.406	+0.691	14:29:15.334
5	1:01.715		14:30:17.049
6	1:02.453	+0.738	14:31:19.502
7	1:05.425	+3.710	14:32:24.927
8	1:02.729	+1.014	14:33:27.656
9	1:02.040	+0.325	14:34:29.696
(48) Graham McDonnell			
1	1:07.438	+5.688	14:26:11.405
2	1:13.299	+11.549	14:27:24.704
3	1:02.867	+1.117	14:28:27.571
4	1:02.319	+0.569	14:29:29.890
5	1:01.967	+0.217	14:30:31.857
6	1:06.675	+4.925	14:31:38.532
7	1:02.095	+0.345	14:32:40.627
8	1:01.750		14:33:42.377
(970) Shane Murphy			
1	1:05.259	+3.406	14:27:03.810
2	1:02.647	+0.794	14:28:06.457
3	1:02.204	+0.351	14:29:08.661
4	1:01.916	+0.063	14:30:10.577
5	1:01.853		14:31:12.430
6	1:02.862	+1.009	14:32:15.292
7	1:01.885	+0.032	14:33:17.177
8	1:02.148	+0.295	14:34:19.325
(142) Paul Parr			
1	1:05.496	+3.587	14:26:31.274
2	1:02.613	+0.704	14:27:33.887
3	1:01.947	+0.038	14:28:35.834
4	1:02.334	+0.425	14:29:38.168
5	1:02.475	+0.566	14:30:40.643
6	1:01.909		14:31:42.552
7	1:02.683	+0.774	14:32:45.235
8	1:02.227	+0.318	14:33:47.462
(55) Eddie Peterson			

Lap	Lap Tm	Diff	Time of Day
1	1:05.134	+3.114	14:26:03.094
2	1:02.104	+0.084	14:27:05.198
3	1:04.544	+2.524	14:28:09.742
4	1:02.437	+0.417	14:29:12.179
5	1:02.174	+0.154	14:30:14.353
6	1:02.020		14:31:16.373
7	1:02.689	+0.669	14:32:19.062
8	1:02.601	+0.581	14:33:21.663
9	1:02.486	+0.466	14:34:24.149
(33) Brian Berry			
1	1:27.642	+25.549	14:25:24.991
2	1:05.427	+3.334	14:26:30.418
3	1:02.497	+0.404	14:27:32.915
4	1:02.339	+0.246	14:28:35.254
5	1:02.316	+0.223	14:29:37.570
6	1:08.578	+6.485	14:30:46.148
7	1:02.093		14:31:48.241
8	1:02.402	+0.309	14:32:50.643
9	1:02.277	+0.184	14:33:52.920
(77) Adrian McNally			
1	1:05.851	+3.235	14:26:39.656
2	1:04.124	+1.508	14:27:43.780
3	1:02.818	+0.202	14:28:46.598
4	1:03.358	+0.742	14:29:49.956
5	1:03.568	+0.952	14:30:53.524
6	1:03.158	+0.542	14:31:56.682
7	1:03.127	+0.511	14:32:59.809
8	1:02.616		14:34:02.425
(7) Gary Corcoran			
1	1:06.264	+3.255	14:26:32.956
2	1:04.357	+1.348	14:27:37.313
3	1:03.502	+0.493	14:28:40.815
4	1:03.611	+0.602	14:29:44.426
5	1:03.583	+0.574	14:30:48.009
6	1:03.570	+0.561	14:31:51.579
7	1:03.726	+0.717	14:32:55.305
8	1:03.009		14:33:58.314
(69) Tom Gaughan			
1	1:18.107	+14.327	14:26:46.818
2	1:05.773	+1.993	14:27:52.591
3	1:04.536	+0.756	14:28:57.127
4	1:03.654	-0.126	14:30:00.781
5	1:03.780		14:31:04.561
6	1:03.884	+0.104	14:32:08.445
7	1:04.265	+0.485	14:33:12.710
8	1:04.847	+1.067	14:34:17.557

Results provisional until the conclusion of judicial and technical matters

Orbits

Chief Timekeeper: D.Bradfield

Clerk of the Course: Chris Edwards

Live timing available at timing.rhwright.co.uk

www.mylaps.com

Licensed to: R.H.Wright Timing





500MRCI 70th Anniversary Race Meeting

SEAT Supercup Ireland

Kirkistown 500 MRCI 1.512 miles

Race 1 (R4)

24/06/2023 10:30

Race (12:00 and 1 Laps)

6	7	69
	11	12
5	33	777
	9	10
4	142	55
	7	8
3	48	970
	5	6
2	8	10
	3	4
1	17	6
	1	2

POLE POSITION

Results provisional until the conclusion of judicial and technical matters

Orbits

Chief Timekeeper: D.Bradfield

Clerk of the Course: Chris Edwards

Live timing available at timing.rhwright.co.uk

www.mylaps.com

Printed: 23/06/2023 14:59:34

Licensed to: R.H.Wright Timing



500MRCI 70th Anniversary Race Meeting

Sorted on Laps

SEAT Supercup Ireland

Kirkistown 500 MRCI 1.512 miles

Race 1 restart (R4)

24/06/2023 11:12

Race (10:00 and 1 Laps) started at 11:19:48

Pos	No.	Name	Make	Laps	Total Tm	Best Tm	Best Speed	In Lap	Avg. Speed
1	48	Graham McDonnell	2.0 SEAT Supercopa	10	11:34.160	1:01.718	88.192	8	78.412
2	17	Sam Mansfield	2.0 SEAT Supercopa	10	11:36.257	1:02.488	87.105	4	78.175
3	6	David Maguire	2.0 SEAT Supercopa	10	11:36.539	1:02.313	87.350	7	78.144
4	10	Barry English	2.0 SEAT Supercopa	10	11:36.636	1:02.348	87.301	9	78.133
5	8	Harry McGovern	2.0 SEAT Supercopa	10	11:38.885	1:02.322	87.337	5	77.881
6	970	Shane Murphy	2.0 SEAT Supercopa	10	11:39.003	1:02.573	86.987	5	77.868
7	33	Brian Berry	2.0 SEAT Supercopa	10	11:39.492	1:01.833	88.028	7	77.814
8	55	Eddie Peterson	2.0 SEAT Supercopa	10	11:40.031	1:02.374	87.264	3	77.754
9	7	Gary Corcoran	2.0 SEAT Supercopa	10	11:41.957	1:02.552	87.016	8	77.541
10	142	Paul Parr	2.0 SEAT Supercopa	10	11:53.914	1:03.069	86.303	5	76.242
11	69	Tom Gaughran	2.0 SEAT Supercopa	10	12:05.177	1:04.700	84.127	6	75.058

Not classified

DNF	777	Adrian McNally	2.0 SEAT Supercopa					0	-
-----	-----	----------------	--------------------	--	--	--	--	---	---

Margin of Victory	Avg. Speed	Best Lap Tm	Best Speed	Best Lap by
2.097	78.412	1:01.718	88.192	48 - Graham McDonnell

Results provisional until the conclusion of judicial and technical matters

Orbits

Chief Timekeeper: D.Bradfield

Clerk of the Course: Chris Edwards

Live timing available at timing.rhwright.co.uk

www.mylaps.com

Licensed to: R.H.Wright Timing

Printed: 24/06/2023 11:32:53



500MRCI 70th Anniversary Race Meeting

SEAT Supercup Ireland

Kirkistown 500 MRCI 1.512 miles

Race 1 restart (R4)

24/06/2023 11:12

Race (10:00 and 1 Laps) started at 11:19:48

Lap	Lap Tm	Diff	Time of Day
(48) Graham McDonnell			
1	1:06.233	+4.515	11:20:58.109
2	2:02.885	+1:01.167	11:23:00.994
3	1:02.815	+1.097	11:24:03.809
4	1:02.229	+0.511	11:25:06.038
5	1:02.387	+0.669	11:26:08.425
6	1:02.129	+0.411	11:27:10.554
7	1:01.975	+0.257	11:28:12.529
8	1:01.718		11:29:14.247
9	1:04.154	+2.436	11:30:18.401
10	1:04.134	+2.416	11:31:22.535
(17) Sam Mansfield			
1	1:08.392	+5.904	11:20:58.903
2	2:02.775	+1:00.287	11:23:01.678
3	1:03.193	+0.705	11:24:04.871
4	1:02.488		11:25:07.359
5	1:02.586	+0.098	11:26:09.945
6	1:02.555	+0.067	11:27:12.500
7	1:02.745	+0.257	11:28:15.245
8	1:03.091	+0.603	11:29:18.336
9	1:03.240	+0.752	11:30:21.576
10	1:03.056	+0.568	11:31:24.632
(6) David Maguire			
1	1:09.000	+6.687	11:20:59.890
2	2:03.163	+1:00.850	11:23:02.853
3	1:02.845	+0.532	11:24:05.698
4	1:02.469	+0.156	11:25:08.167
5	1:02.370	+0.057	11:26:10.537
6	1:02.659	+0.346	11:27:13.196
7	1:02.313		11:28:15.509
8	1:03.241	+0.928	11:29:18.750
9	1:03.430	+1.117	11:30:22.180
10	1:02.734	+0.421	11:31:24.914
(10) Barry English			
1	1:08.300	+5.952	11:20:59.778
2	2:03.783	+1:01.435	11:23:03.561
3	1:02.973	+0.625	11:24:06.534
4	1:02.736	+0.388	11:25:09.270
5	1:02.514	+0.166	11:26:11.784
6	1:03.156	+0.808	11:27:14.940
7	1:02.653	+0.305	11:28:17.593
8	1:02.578	+0.230	11:29:20.171
9	1:02.348		11:30:22.519
10	1:02.492	+0.144	11:31:25.011
(8) Harry McGovern			
1	1:08.688	+6.363	11:21:00.264
2	2:04.062	+1:01.740	11:23:04.326
3	1:02.486	+0.164	11:24:06.812
4	1:02.865	+0.543	11:25:09.677
5	1:02.322		11:26:11.999
6	1:03.249	+0.927	11:27:15.248
7	1:02.663	+0.341	11:28:17.911
8	1:03.058	+0.736	11:29:20.969
9	1:03.159	+0.837	11:30:24.128
10	1:03.132	+0.810	11:31:27.260
(970) Shane Murphy			
1	1:09.063	+6.490	11:21:01.005
2	2:03.483	+1:00.910	11:23:04.488
3	1:02.580	+0.007	11:24:07.068
4	1:02.786	+0.213	11:25:09.854
5	1:02.573		11:26:12.427
6	1:03.029	+0.456	11:27:15.456
7	1:02.830	+0.257	11:28:18.286
8	1:02.726	+0.153	11:29:21.012
9	1:03.492	+0.919	11:30:24.504
10	1:02.874	+0.301	11:31:27.378
(33) Brian Bery			

Lap	Lap Tm	Diff	Time of Day
1	2:07.831	+1:05.998	11:22:00.915
2	1:06.906	+5.073	11:23:07.821
3	1:04.058	+2.225	11:24:11.879
4	1:01.876	+0.043	11:25:13.755
5	1:01.874	+0.041	11:26:15.629
6	1:02.093	+0.260	11:27:17.722
7	1:01.833		11:28:19.555
8	1:02.133	+0.300	11:29:21.688
9	1:03.611	+1.778	11:30:25.299
10	1:02.568	+0.735	11:31:27.867
(55) Eddie Peterson			
1	1:09.362	+6.988	11:21:01.719
2	2:03.984	+1:01.610	11:23:05.703
3	1:02.374		11:24:08.077
4	1:02.408	+0.034	11:25:10.485
5	1:02.404	+0.030	11:26:12.889
6	1:02.811	+0.437	11:27:15.700
7	1:02.873	+0.499	11:28:18.573
8	1:02.919	+0.545	11:29:21.492
9	1:03.834	+1.460	11:30:25.326
10	1:03.080	+0.706	11:31:28.406
(7) Gary Corcoran			
1	1:09.453	+6.901	11:21:02.614
2	2:03.877	+1:01.325	11:23:06.491
3	1:03.489	+0.937	11:24:09.980
4	1:02.893	+0.341	11:25:12.873
5	1:02.828	+0.276	11:26:15.701
6	1:03.527	+0.975	11:27:19.228
7	1:02.874	+0.322	11:28:22.102
8	1:02.552		11:29:24.654
9	1:02.838	+0.286	11:30:27.492
10	1:02.840	+0.288	11:31:30.332
(142) Paul Parr			
1	1:20.397	+17.328	11:21:13.223
2	1:54.352	+51.283	11:23:07.575
3	1:04.978	+1.909	11:24:12.553
4	1:03.384	+0.315	11:25:15.937
5	1:03.069		11:26:19.006
6	1:03.267	+0.198	11:27:22.273
7	1:03.755	+0.686	11:28:26.028
8	1:03.890	+0.821	11:29:29.918
9	1:04.115	+1.046	11:30:34.033
10	1:08.256	+5.187	11:31:42.289
(69) Tom Gaughran			
1	1:10.117	+5.417	11:21:03.576
2	2:03.811	+59.111	11:23:07.387
3	1:07.550	+2.850	11:24:14.937
4	1:04.711	+0.011	11:25:19.648
5	1:05.268	+0.568	11:26:24.916
6	1:04.700		11:27:29.616
7	1:05.971	+1.271	11:28:35.587
8	1:06.089	+1.389	11:29:41.676
9	1:05.456	+0.756	11:30:47.132
10	1:06.420	+1.720	11:31:53.552

Results provisional until the conclusion of judicial and technical matters

Orbits

Chief Timekeeper: D.Bradfield

Clerk of the Course: Chris Edwards

Live timing available at timing.rhwright.co.uk

www.mylaps.com

Printed: 25/06/2023 13:20:22

Licensed to: R.H.Wright Timing



500MRCI 70th Anniversary Race Meeting


SEAT Supercup Ireland

Kirkistown 500 MRCI 1.512 miles

Race 2 (R12)

24/06/2023 15:00

Race (12:00 and 1 Laps)



6	7	69
	11	12
5	33	777
	9	10
4	8	17
	7	8
3	6	970
	5	6
2	48	142
	3	4
1	55	10
	1	2

POLE POSITION



Results provisional until the conclusion of judicial and technical matters

Orbits

Chief Timekeeper: D.Bradfield

Clerk of the Course: Chris Edwards

Live timing available at timing.rhwright.co.uk

www.mylaps.com

Licensed to: R.H.Wright Timing

Printed: 24/06/2023 14:27:15



500MRCI 70th Anniversary Race Meeting

Sorted on Laps

SEAT Supercup Ireland

Kirkistown 500 MRCI 1.512 miles

Race 2 (R12)

24/06/2023 15:00

Race (12:00 and 1 Laps) started at 15:35:49

Pos	No.	Name	Make	Laps	Total Tm	Best Tm	Best Speed	In Lap	Avg. Speed
1	55	Eddie Peterson	2.0 SEAT Supercopa	13	13:40.026	1:02.095	87.656	5	86.289
2	33	Brian Berry	2.0 SEAT Supercopa	13	13:46.236	1:02.085	87.670	4	85.640
3	777	Adrian McNally	2.0 SEAT Supercopa	13	13:47.164	1:01.892	87.944	8	85.544
4	48	Graham McDonnell	2.0 SEAT Supercopa	13	13:48.169	1:02.085	87.670	4	85.441
5	142	Paul Parr	2.0 SEAT Supercopa	13	13:51.771	1:02.776	86.705	5	85.071
6	17	Sam Mansfield	2.0 SEAT Supercopa	13	13:52.176	1:01.736	88.166	3	85.029
7	6	David Maguire	2.0 SEAT Supercopa	13	13:54.207	1:02.410	87.214	9	84.822
8	7	Gary Corcoran	2.0 SEAT Supercopa	13	13:54.566	1:02.534	87.041	4	84.786
9	8	Harry McGovern	2.0 SEAT Supercopa	13	13:55.291	1:02.629	86.909	3	84.712
10	69	Tom Gaughran	2.0 SEAT Supercopa	13	14:13.338	1:04.119	84.889	5	82.921
11	970	Shane Murphy	2.0 SEAT Supercopa	12	13:40.152	1:02.001	87.789	7	79.639
12	10	Barry English	2.0 SEAT Supercopa	12	14:26.141	1:02.350	87.298	3	75.411

Margin of Victory

Avg. Speed

Best Lap Tm

Best Speed

Best Lap by

6.210

86.289

1:01.736

88.166

17 - Sam Mansfield

Results provisional until the conclusion of judicial and technical matters

Orbits

Chief Timekeeper: D.Bradfield

Clerk of the Course: Chris Edwards

Live timing available at timing.rhwright.co.uk

www.mylaps.com

Licensed to: R.H.Wright Timing

Printed: 24/06/2023 15:52:12



R.H.Wright Timing

500MRCI 70th Anniversary Race Meeting

SEAT Supercup Ireland

Kirkstown 500 MRCI 1.512 miles

Race 2 (R12)

24/06/2023 15:00

Race (12:00 and 1 Laps) started at 15:35:49

Lap	Lap Tm	Diff	Time of Day
(55) Eddie Peterson			
1	1:07.994	+5.899	15:36:58.935
2	1:02.691	+0.596	15:38:01.626
3	1:02.436	+0.341	15:39:04.062
4	1:02.685	+0.590	15:40:06.747
5	1:02.095		15:41:08.842
6	1:02.572	+0.477	15:42:11.414
7	1:02.391	+0.296	15:43:13.805
8	1:02.371	+0.276	15:44:16.176
9	1:02.461	+0.366	15:45:18.637
10	1:02.525	+0.430	15:46:21.162
11	1:02.382	+0.287	15:47:23.544
12	1:02.565	+0.470	15:48:26.109
13	1:03.003	+0.908	15:49:29.112
(33) Brian Berry			
1	1:09.860	+7.775	15:37:00.973
2	1:04.013	+1.928	15:38:04.986
3	1:02.579	+0.494	15:39:07.565
4	1:02.085		15:40:09.650
5	1:02.714	+0.629	15:41:12.364
6	1:04.205	+2.120	15:42:16.569
7	1:02.385	+0.300	15:43:18.954
8	1:02.428	+0.343	15:44:21.382
9	1:02.780	+0.695	15:45:24.162
10	1:02.842	+0.757	15:46:27.004
11	1:02.745	+0.660	15:47:29.749
12	1:02.864	+0.779	15:48:32.613
13	1:02.709	+0.624	15:49:35.322
(777) Adrian McNally			
1	1:09.531	+7.639	15:37:03.519
2	1:03.478	+1.586	15:38:06.997
3	1:02.857	+0.965	15:39:09.854
4	1:03.458	+1.566	15:40:13.312
5	1:02.683	+0.791	15:41:15.995
6	1:02.162	+0.270	15:42:18.157
7	1:03.126	+1.234	15:43:21.283
8	1:01.892		15:44:23.175
9	1:01.912	+0.020	15:45:25.087
10	1:02.895	+1.003	15:46:27.982
11	1:03.199	+1.307	15:47:31.181
12	1:02.201	+0.309	15:48:33.382
13	1:02.868	+0.976	15:49:36.250
(48) Graham McDonnell			
1	1:09.167	+7.082	15:37:02.014
2	1:03.585	+1.500	15:38:05.599
3	1:02.672	+0.587	15:39:08.271
4	1:02.085		15:40:10.356
5	1:02.729	+0.644	15:41:13.085
6	1:04.266	+2.181	15:42:17.351
7	1:02.381	+0.296	15:43:19.732
8	1:02.700	+0.615	15:44:22.432
9	1:03.349	+1.264	15:45:25.781
10	1:03.242	+1.157	15:46:29.023
11	1:03.050	+0.965	15:47:32.073
12	1:02.610	+0.525	15:48:34.683
13	1:02.572	+0.487	15:49:37.255
(142) Paul Parr			
1	1:08.587	+5.811	15:37:01.830
2	1:04.231	+1.455	15:38:06.061
3	1:03.437	+0.661	15:39:09.498
4	1:02.903	+0.127	15:40:12.401
5	1:02.776		15:41:15.177
6	1:02.998	+0.222	15:42:18.175
7	1:03.372	+0.596	15:43:21.347
8	1:03.410	+0.634	15:44:24.757
9	1:03.021	+0.245	15:45:27.778
10	1:03.303	+0.527	15:46:31.081
11	1:03.187	+0.411	15:47:34.268
12	1:03.294	+0.518	15:48:37.562

Lap	Lap Tm	Diff	Time of Day
13	1:03.295	+0.519	15:49:40.857
(17) Sam Mansfield			
1	1:08.308	+6.572	15:37:00.985
2	1:03.054	+1.318	15:38:04.039
3	1:01.736		15:39:05.775
4	1:02.874	+1.138	15:40:08.649
5	1:03.376	+1.640	15:41:12.025
6	1:04.765	+3.029	15:42:16.790
7	1:02.872	+1.136	15:43:19.662
8	1:02.117	+0.381	15:44:21.779
9	1:02.733	+0.997	15:45:24.512
10	1:02.836	+1.100	15:46:27.348
11	1:05.369	+3.633	15:47:32.717
12	1:02.174	+0.438	15:48:34.891
13	1:06.371	+4.635	15:49:41.262
(6) David Maguire			
1	1:10.446	+8.036	15:37:02.919
2	1:03.492	+1.082	15:38:06.411
3	1:03.252	+0.842	15:39:09.663
4	1:02.966	+0.556	15:40:12.629
5	1:03.444	+1.034	15:41:16.073
6	1:04.905	+2.495	15:42:20.978
7	1:03.097	+0.687	15:43:24.075
8	1:02.965	+0.555	15:44:27.040
9	1:02.410		15:45:29.450
10	1:03.989	+1.579	15:46:33.439
11	1:03.015	+0.605	15:47:36.454
12	1:03.225	+0.815	15:48:39.679
13	1:03.614	+1.204	15:49:43.293
(7) Gary Corcoran			
1	1:10.013	+7.479	15:37:03.358
2	1:04.824	+2.290	15:38:08.182
3	1:03.324	+0.790	15:39:11.506
4	1:02.534		15:40:14.040
5	1:03.018	+0.484	15:41:17.058
6	1:03.077	+0.543	15:42:20.135
7	1:02.853	+0.319	15:43:22.988
8	1:02.627	+0.093	15:44:25.615
9	1:02.714	+0.180	15:45:28.329
10	1:03.345	+0.811	15:46:31.674
11	1:03.406	+0.872	15:47:35.080
12	1:04.601	+2.067	15:48:39.681
13	1:03.971	+1.437	15:49:43.652
(8) Harry McGovern			
1	1:07.766	+5.137	15:36:59.429
2	1:02.866	+0.237	15:38:02.295
3	1:02.629		15:39:04.924
4	1:03.023	+0.394	15:40:07.947
5	1:03.435	+0.806	15:41:11.382
6	1:02.837	+0.208	15:42:14.219
7	1:02.639	+0.010	15:43:16.858
8	1:02.829	+0.200	15:44:19.687
9	1:03.329	+0.700	15:45:23.016
10	1:11.747	+9.118	15:46:34.763
11	1:03.041	+0.412	15:47:37.804
12	1:03.284	+0.655	15:48:41.088
13	1:03.289	+0.660	15:49:44.377
(69) Tom Gaughan			
1	1:10.021	+5.902	15:37:03.970
2	1:05.224	+1.105	15:38:09.194
3	1:04.402	+0.283	15:39:13.596
4	1:04.474	+0.355	15:40:18.070
5	1:04.119		15:41:22.189
6	1:04.773	+0.654	15:42:26.962
7	1:04.753	+0.634	15:43:31.715
8	1:04.633	+0.514	15:44:36.348
9	1:05.905	+1.786	15:45:42.253
10	1:05.129	+1.010	15:46:47.382
11	1:05.183	+1.064	15:47:52.565

Lap	Lap Tm	Diff	Time of Day
12	1:04.981	+0.862	15:48:57.546
13	1:04.878	+0.759	15:50:02.424
(970) Shane Murphy			
1	1:08.323	+6.322	15:37:00.271
2	1:02.597	+0.596	15:38:02.868
3	1:02.548	+0.547	15:39:05.416
4	1:02.949	+0.948	15:40:08.365
5	1:03.639	+1.638	15:41:12.004
6	1:03.520	+1.519	15:42:15.524
7	1:02.001		15:43:17.525
8	1:02.309	+0.308	15:44:19.834
9	1:03.194	+1.193	15:45:23.028
10	1:05.612	+3.611	15:46:28.640
11	1:04.166	+2.165	15:47:32.806
p12	1:56.432	+54.431	15:49:29.238
(10) Barry English			
1	1:07.842	+5.492	15:37:00.068
2	1:02.666	+0.316	15:38:02.734
3	1:02.350		15:39:05.084
4	1:03.148	+0.798	15:40:08.232
5	1:03.486	+1.136	15:41:11.718
6	1:03.884	+3.1534	15:42:15.602
p7	2:06.965	+1:04.615	15:44:52.567
8	1:09.222	+6.872	15:46:01.789
9	1:02.750	+0.400	15:47:04.539
10	1:02.516	+0.166	15:48:07.055
11	1:04.207	+1.857	15:49:11.262
12	1:03.965	+1.615	15:50:15.227

Results provisional until the conclusion of judicial and technical matters

Orbits

Chief Timekeeper: D.Bradfield

Clerk of the Course: Chris Edwards

Live timing available at timing.rhwright.co.uk

www.mylaps.com

Printed: 25/06/2023 13:20:33



Licensed to: R.H.Wright Timing