



500MRCI Formula Ford Race Meeting

BRSCC Formula Ford 1600

Kirkistown 500 MRCI 1.512 miles

Qualifying (Q1)

28/07/2023 13:00

Qualifying started at 13:33:51

Lap	Lap Tm	Diff	Time of Day
(99) Jordan Kelly			
1	1:02.418	+0.685	13:36:08.696
2	1:02.389	+0.656	13:37:11.085
3	1:03.583	+1.850	13:38:14.668
4	1:01.939	+0.206	13:39:16.607
5	1:04.498	+2.765	13:40:21.105
6	1:03.443	+1.710	13:41:24.548
7	1:01.843	+0.110	13:42:26.391
8	1:01.733		13:43:28.124
9	1:02.097	+0.364	13:44:30.221
10	1:02.053	+0.320	13:45:32.274
11	1:02.303	+0.570	13:46:34.577
12	1:04.548	+2.815	13:47:39.125
13	1:10.342	+8.609	13:48:49.467

Lap	Lap Tm	Diff	Time of Day
(73) Lucas Romanek			
1	1:02.535	+0.780	13:36:12.998
2	1:01.974	+0.219	13:37:14.972
3	1:09.953	+8.198	13:38:24.925
4	1:01.755		13:39:26.680
5	1:01.934	+0.179	13:40:28.614
6	1:02.119	+0.364	13:41:30.733
7	1:02.092	+0.337	13:42:32.825
8	1:44.187	+42.432	13:44:17.012
9	1:06.369	+4.614	13:45:23.381
10	1:02.249	+0.494	13:46:25.630
11	1:13.294	+11.539	13:47:38.924
12	1:13.889	+12.134	13:48:52.813
13	1:03.534	+1.779	13:49:56.347

Lap	Lap Tm	Diff	Time of Day
(3) Jordan Dempsey			
1	1:02.507	+0.692	13:36:50.114
2	1:02.111	+0.296	13:37:52.225
3	1:01.857	+0.042	13:38:54.082
4	1:10.355	+8.540	13:40:04.437
5	1:01.829	+0.014	13:41:06.266
6	1:04.717	+2.902	13:42:10.983
7	1:01.816	+0.001	13:43:12.799
8	1:03.936	+2.121	13:44:16.735
9	1:02.059	+0.244	13:45:18.794
10	1:02.108	+0.293	13:46:20.902
11	1:01.860	+0.045	13:47:22.762
12	1:02.087	+0.272	13:48:24.849
13	1:01.815		13:49:26.664

Lap	Lap Tm	Diff	Time of Day
(69) Brandon McCaughan			
1	1:03.517	+1.680	13:36:18.489
2	1:03.715	+1.878	13:37:22.204
3	1:02.200	+0.363	13:38:24.404
4	1:02.035	+0.198	13:39:26.439
5	1:01.837		13:40:28.276
6	1:04.430	+2.593	13:41:32.706
7	1:02.206	+0.369	13:42:34.912
8	1:02.972	+1.135	13:43:37.884
9	1:02.489	+0.652	13:44:40.373
10	1:02.548	+0.711	13:45:42.921
11	1:01.941	+0.104	13:46:44.862
12	1:01.928	+0.091	13:47:46.790
13	1:05.266	+3.429	13:48:52.056
14	1:05.958	+4.121	13:49:58.014

Lap	Lap Tm	Diff	Time of Day
(94) Matt Round-Garrido			
1	1:02.284	+0.382	13:36:09.198
2	1:02.342	+0.440	13:37:11.540
3	1:01.590	+0.048	13:38:13.490
4	1:03.736	+1.834	13:39:17.226
5	1:01.902		13:40:19.128
6	1:06.235	+4.333	13:41:25.363
7	1:01.956	+0.054	13:42:27.319
8	1:02.720	+0.818	13:43:30.039
9	1:02.170	+0.268	13:44:32.209
10	1:02.204	+0.302	13:45:34.413
11	1:02.993	+1.091	13:46:37.406

Lap	Lap Tm	Diff	Time of Day
12	1:02.084	+0.182	13:47:39.490
13	1:12.093	+10.191	13:48:51.583
14	1:07.427	+5.525	13:49:59.010

Lap	Lap Tm	Diff	Time of Day
(62) Elliott Budzinski			
1	1:02.751	+0.740	13:36:17.419
2	1:02.011		13:37:19.430
3	1:03.654	+1.643	13:38:23.084
4	1:02.197	+0.186	13:39:25.281
5	1:02.357	+0.346	13:40:27.638
6	1:04.265	+2.254	13:41:31.903
7	1:02.492	+0.481	13:42:34.395
8	1:02.124	+0.113	13:43:36.519
9	1:02.416	+0.405	13:44:38.935
10	1:02.439	+0.428	13:45:41.374
11	1:02.363	+0.352	13:46:43.737
12	1:10.127	+8.116	13:47:53.864
13	1:02.927	+0.916	13:48:56.791
14	1:02.722	+0.711	13:49:59.513

Lap	Lap Tm	Diff	Time of Day
(18) Alan Davidson			
1	1:02.605	+0.593	13:36:17.916
2	1:02.363	+0.351	13:37:20.279
3	1:02.012		13:38:22.291
4	1:02.530	+0.518	13:39:24.821
5	1:03.187	+1.175	13:40:28.008
6	1:02.421	+0.409	13:41:30.429
7	1:03.008	+0.996	13:42:33.437
8	1:02.448	+0.436	13:43:35.885
9	1:02.407	+0.395	13:44:38.292
10	1:02.817	+0.805	13:45:41.109
11	1:03.199	+1.187	13:46:44.308
12	1:02.844	+0.832	13:47:47.152
13	1:03.514	+1.502	13:48:50.666

Lap	Lap Tm	Diff	Time of Day
(52) Nolan Allaer			
1	1:02.800	+0.612	13:36:16.616
2	1:03.234	+1.046	13:37:19.850
3	1:02.231	+0.043	13:38:22.081
4	1:03.712	+1.524	13:39:25.793
5	1:03.224	+1.036	13:40:29.017
6	1:02.188		13:41:31.205
7	1:03.023	+0.835	13:42:34.228
8	1:03.136	+0.948	13:43:37.364
9	1:02.697	+0.509	13:44:40.061
10	1:03.388	+1.200	13:45:43.449
11	1:02.244	+0.056	13:46:45.693
12	1:05.834	+3.646	13:47:51.527
13	1:03.102	+0.914	13:48:54.629
14	1:02.815	+0.627	13:49:57.444

Lap	Lap Tm	Diff	Time of Day
(27) Ivor McCullough			
1	1:03.804	+1.599	13:36:34.917
2	1:02.856	+0.651	13:37:37.773
p3	1:53.773	+51.568	13:39:31.546
4	1:04.382	+2.177	13:40:35.928
5	1:02.695	+0.490	13:41:38.623
6	1:02.482	+0.277	13:42:41.105
7	1:02.348	+0.143	13:43:43.453
8	1:02.205		13:44:45.658
9	1:02.259	+0.054	13:45:47.917
10	1:02.213	+0.008	13:46:50.130
11	1:02.414	+0.209	13:47:52.544
12	1:13.486	+11.281	13:49:06.030

Lap	Lap Tm	Diff	Time of Day
(111) Dave Parks			
1	1:02.435	+0.225	13:36:10.777
2	1:02.524	+0.314	13:37:13.301
3	1:02.492	+0.282	13:38:15.793
4	1:02.314	+0.104	13:39:18.107
5	1:02.210		13:40:20.317
6	1:02.697	+0.487	13:41:23.014
7	1:02.568	+0.358	13:42:25.582
8	1:03.697	+1.487	13:43:29.279

Lap	Lap Tm	Diff	Time of Day
9	1:02.354	+0.144	13:44:31.633
10	1:02.487	+0.277	13:45:34.120
11	1:02.805	+0.595	13:46:36.925
12	1:02.389	+0.179	13:47:39.314
13	1:02.601	+0.391	13:48:41.915
14	1:05.803	+3.593	13:49:47.718

Lap	Lap Tm	Diff	Time of Day
(26) Jason Smyth			
1	1:06.452	+4.219	13:36:13.934
2	1:02.686	+0.453	13:37:16.620
3	1:02.433	+0.200	13:38:19.053
4	1:02.521	+0.288	13:39:21.574
5	1:02.737	+0.504	13:40:24.311
6	1:03.734	+1.501	13:41:28.045
7	1:02.233		13:42:30.278
8	1:03.633	+1.400	13:43:33.911
9	1:02.440	+0.207	13:44:36.351
10	1:05.461	+3.228	13:45:41.812
11	1:05.124	+2.891	13:46:46.936
12	1:05.398	+3.165	13:47:52.334
13	1:06.639	+4.406	13:48:58.973

Lap	Lap Tm	Diff	Time of Day
(72) Nathan Yu			
1	1:03.010	+0.474	13:36:12.002
2	1:02.748	+0.212	13:37:14.750
3	1:02.816	+0.280	13:38:17.566
4	1:02.860	+0.324	13:39:20.426
5	1:04.177	+1.641	13:40:24.603
6	1:02.775	+0.239	13:41:27.378
7	1:03.422	+0.886	13:42:30.800
8	1:02.536		13:43:33.336
9	1:03.611	+1.075	13:44:36.947
10	1:02.822	+0.286	13:45:39.769
11	1:05.594	+3.058	13:46:45.363
12	1:02.768	+0.232	13:47:48.131
13	1:03.811	+1.275	13:48:51.942
14	1:04.996	+2.460	13:49:56.938

Lap	Lap Tm	Diff	Time of Day
(43) Donal Downey			
1	1:05.242	+2.604	13:36:50.520
2	1:07.255	+4.617	13:37:57.775
3	1:02.976	+0.338	13:39:00.751
4	1:02.822	+0.184	13:40:03.573
5	1:03.130	+0.492	13:41:06.703
6	1:02.793	+0.155	13:42:09.496
7	1:03.922	+1.284	13:43:13.418
8	1:02.688	+0.050	13:44:16.106
9	1:03.343	+0.705	13:45:19.449
10	1:02.638		13:46:22.087
11	1:02.735	+0.097	13:47:24.822
12	1:02.652	+0.014	13:48:27.474
13	1:03.553	+0.915	13:49:31.027

Lap	Lap Tm	Diff	Time of Day
(66) Trevor Delaney			
1	1:04.119	+1.136	13:36:30.954
2	1:03.659	+0.676	13:37:34.613
3	1:03.655	+0.672	13:38:38.268
4	1:03.765	+0.782	13:39:42.033
5	1:03.022	+0.039	13:40:45.055
6	1:03.117	+0.134	13:41:48.172
7	1:03.095	+0.112	13:42:51.267
8	1:03.013	+0.030	13:43:54.280
9	1:03.008	+0.025	13:44:57.288
10	1:06.562	+3.579	13:46:03.850
11	1:03.459	+0.476	13:47:07.309
12	1:03.274	+0.291	13:48:10.583
13	1:02.983		13:49:13.566

Lap	Lap Tm	Diff	Time of Day
(8) Philip Harris			
1	1:04.583	+1.242	13:36:36.518
2	1:05.333	+1.992	13:37:41.851
3	1:04.301	+0.960	13:38:46.152
4	1:04.318	+0.977	13:39:50.470
5	1:03.451	+0.110	13:40:53.921

Results provisional until the conclusion of judicial and technical matters

Orbits

Chief Timekeeper: D.Bradfield

Clerk of the Course: Chris Edwards

Live timing available at timing.rhwright.co.uk

www.mylaps.com

Licensed to:



500MRCI Formula Ford Race Meeting


BRSCC Formula Ford 1600

Kirkistown 500 MRCI 1.512 miles

Qualifying (Q1)

28/07/2023 13:00

Qualifying started at 13:33:51



Lap	Lap Tm	Diff	Time of Day
6	1:03.555	+0.214	13:41:57.476
7	1:03.341		13:43:00.817
8	1:08.988	+5.647	13:44:09.805
9	1:03.822	+0.481	13:45:13.627
10	1:03.673	+0.332	13:46:17.300
11	1:03.903	+0.562	13:47:21.203
12	1:04.270	+0.929	13:48:25.473
13	1:03.406	+0.065	13:49:28.879

(90) Henry Campbell

Lap	Lap Tm	Diff	Time of Day
1	1:05.044	+0.487	13:36:37.613
2	1:05.216	+0.659	13:37:42.829
3	1:04.557		13:38:47.386
4	1:04.730	+0.173	13:39:52.116
5	1:04.862	+0.305	13:40:56.978
6	1:04.954	+0.397	13:42:01.932
7	1:05.075	+0.518	13:43:07.007
8	1:05.082	+0.525	13:44:12.089
9	1:04.994	+0.437	13:45:17.083
10	1:04.972	+0.415	13:46:22.055
11	1:04.614	+0.057	13:47:26.669
12	1:04.642	+0.085	13:48:31.311
13	1:04.777	+0.220	13:49:36.088

Lap Lap Tm Diff Time of Day

Lap Lap Tm Diff Time of Day

Results provisional until the conclusion of judicial and technical matters

Orbits

Chief Timekeeper: D.Bradfield

Clerk of the Course: Chris Edwards

Live timing available at timing.rhwright.co.uk

www.mylaps.com

Licensed to: R.H.Wright Timing



R.H.Wright Timing

500MRCI Formula Ford Race Meeting

Sorted on best lap time

BRSCC Formula Ford 1600

Kirkistown 500 MRCI 1.512 miles

Qualifying (Q1)

28/07/2023 13:00

Qualifying started at 13:33:51

Pos	No.	Name	Make	Best Tm	Diff	In Lap	Best Speed	2nd Best	2nd Lap
1	99	Jordan Kelly	Van Diemen RF06	1:01.733		8	88.170	1:01.843	7
2	73	Lucas Romanek	Van Diemen	1:01.755	0.022	4	88.139	1:01.934	5
3	3	Jordan Dempsey	Van Diemen RF00	1:01.815	0.082	13	88.053	1:01.816	7
4	69	Brandon McCaughan	Van Diemen	1:01.837	0.104	5	88.022	1:01.928	12
5	94	Matt Round-Garrido	Van Diemen	1:01.902	0.169	5	87.930	1:01.950	3
6	62	Elliott Budzinski	Ray GR	1:02.011	0.278	2	87.775	1:02.124	8
7	18	Alan Davidson	Mondiale M89S	1:02.012	0.279	3	87.774	1:02.363	2
8	52	Nolan Allaer	Ray	1:02.188	0.455	6	87.525	1:02.231	3
9	27	Ivor McCullough	Van Diemen RF00	1:02.205	0.472	8	87.501	1:02.213	10
10	111	Dave Parks	Ray GR07	1:02.210	0.477	5	87.494	1:02.314	4
11	26	Jason Smyth	Ray GR14	1:02.233	0.500	7	87.462	1:02.433	3
12	72	Nathan Yu	Van Diemen RF99	1:02.536	0.803	8	87.038	1:02.748	2
13	43	Donal Downey	Ray GR20	1:02.638	0.905	10	86.896	1:02.652	12
14	66	Trevor Delaney	Van Diemen RF02	1:02.983	1.250	13	86.420	1:03.008	9
15	8	Philip Harris	Mondiale M89T	1:03.341	1.608	7	85.932	1:03.406	13
16	90	Henry Campbell	Reynard FF89	1:04.557	2.824	3	84.313	1:04.614	11
17	88	Morgan Quinn	Van Diemen RF99			0	-		0

Results provisional until the conclusion of judicial and technical matters

Orbits

Chief Timekeeper: D.Bradfield

Clerk of the Course: Chris Edwards

Live timing available at timing.rhwright.co.uk

www.mylaps.com

Licensed to: R.H.Wright Timing

Printed: 28/07/2023 14:16:19



500MRCI Formula Ford Race Meeting

BRSCC Formula Ford 1600

Kirkistown 500 MRCI 1.512 miles

Race 1 (R1)

28/07/2023 16:30

Race (15:00 and 1 Laps) started at 15:46:49

Lap	Lap Tm	Diff	Time of Day
(69) Brandon McCaughan			
1	1:07.643	+5.955	15:47:59.754
2	1:02.766	+1.078	15:49:02.520
3	1:38.894	+37.206	15:50:41.414
4	1:01.688		15:51:43.102
5	1:02.078	+0.390	15:52:45.180
6	1:02.324	+0.636	15:53:47.504
7	1:02.013	+0.325	15:54:49.517
8	1:01.914	+0.226	15:55:51.431
9	1:02.200	+0.512	15:56:53.631
10	1:02.758	+1.070	15:57:56.389
11	1:02.632	+0.944	15:58:59.021
12	1:03.451	+1.763	16:00:02.472
13	1:03.564	+1.876	16:01:06.036
14	1:03.501	+1.813	16:02:09.537
15	1:03.586	+1.898	16:03:13.123
(99) Jordan Kelly			
1	1:07.281	+5.308	15:47:58.572
2	1:02.581	+0.608	15:49:01.153
3	1:38.987	+37.014	15:50:40.140
4	1:02.129	+0.156	15:51:42.269
5	1:01.973		15:52:44.242
6	1:02.377	+0.404	15:53:46.619
7	1:02.175	+0.202	15:54:48.794
8	1:02.178	+0.205	15:55:50.972
9	1:02.547	+0.574	15:56:53.519
10	1:02.674	+0.701	15:57:56.193
11	1:02.848	+0.875	15:58:59.041
12	1:03.819	+1.846	16:00:02.860
13	1:03.711	+1.738	16:01:06.571
14	1:03.621	+1.648	16:02:10.192
15	1:04.019	+2.046	16:03:14.211
(73) Lucas Romanek			
1	1:06.854	+4.744	15:47:58.060
2	1:02.763	+0.653	15:49:00.823
3	1:38.087	+35.977	15:50:38.910
4	1:02.123	+0.013	15:51:41.033
5	1:02.140	+0.030	15:52:43.173
6	1:02.110		15:53:45.283
7	1:02.444	+0.334	15:54:47.727
8	1:02.611	+0.501	15:55:50.338
9	1:02.518	+0.408	15:56:52.856
10	1:02.996	+0.886	15:57:55.852
11	1:02.940	+0.830	15:58:58.792
12	1:03.660	+1.550	16:00:02.452
13	1:03.860	+1.750	16:01:06.312
14	1:03.872	+1.762	16:02:10.184
15	1:04.439	+2.329	16:03:14.623
(62) Elliott Budzinski			
1	1:07.735	+5.656	15:48:00.262
2	1:03.819	+1.740	15:49:04.081
3	1:37.910	+35.831	15:50:41.991
4	1:02.079		15:51:44.070
5	1:02.435	+0.356	15:52:46.505
6	1:02.181	+0.102	15:53:48.686
7	1:02.529	+0.450	15:54:51.215
8	1:02.510	+0.431	15:55:53.725
9	1:03.393	+1.314	15:56:57.118
10	1:02.863	+0.784	15:57:59.981
11	1:03.514	+1.435	15:59:03.495
12	1:04.016	+1.937	16:00:07.511
13	1:04.301	+2.222	16:01:11.812
14	1:03.748	+1.669	16:02:15.560
15	1:04.895	+2.816	16:03:20.455
(27) Ivor McCullough			
1	1:07.479	+5.426	15:48:00.849
2	1:04.877	+2.824	15:49:05.726
3	1:37.370	+35.317	15:50:43.096
4	1:02.053		15:51:45.149

Lap	Lap Tm	Diff	Time of Day
(88) Morgan Quinn			
1	1:06.772	+4.798	15:48:01.045
2	1:05.358	+3.384	15:49:06.403
3	1:38.285	+36.311	15:50:44.688
4	1:01.974		15:51:46.662
5	1:02.170	+0.196	15:52:48.832
6	1:01.992	+0.018	15:53:50.824
7	1:02.114	+0.140	15:54:52.938
8	1:02.229	+0.255	15:55:55.167
9	1:02.630	+0.656	15:56:57.797
10	1:02.582	+0.608	15:58:00.379
11	1:03.279	+1.305	15:59:03.658
12	1:03.951	+1.977	16:00:07.609
13	1:04.447	+2.473	16:01:12.056
14	1:03.815	+1.841	16:02:15.871
15	1:06.507	+4.533	16:03:22.378
(111) Dave Parks			
1	1:05.960	+3.997	15:47:59.272
2	1:02.788	+0.825	15:49:02.060
3	1:38.792	+36.829	15:50:40.852
4	1:01.963		15:51:42.815
5	1:02.231	+0.268	15:52:45.046
6	1:02.303	+0.340	15:53:47.349
7	1:02.754	+0.791	15:54:50.103
8	1:02.618	+0.655	15:55:52.721
9	1:03.418	+1.455	15:56:56.139
10	1:03.225	+1.262	15:57:59.364
11	1:03.776	+1.813	15:59:03.140
12	1:04.474	+2.511	16:00:07.614
13	1:04.433	+2.470	16:01:12.047
14	1:03.599	+1.636	16:02:15.646
15	1:12.409	+10.446	16:03:28.055
(52) Nolan Allair			
1	1:07.810	+5.039	15:48:00.867
2	1:05.211	+2.440	15:49:06.078
3	1:38.661	+35.890	15:50:44.739
4	1:02.949	+0.178	15:51:47.688
5	1:03.909	+1.138	15:52:51.597
6	1:04.205	+1.434	15:53:55.802
7	1:02.771		15:54:58.573
8	1:02.932	+0.161	15:56:01.505
9	1:03.500	+0.729	15:57:05.005
10	1:03.461	+0.690	15:58:08.466
11	1:03.686	+0.915	15:59:12.152
12	1:03.996	+1.225	16:00:16.148
13	1:04.177	+1.406	16:01:20.325
14	1:04.141	+1.370	16:02:24.466
15	1:04.915	+2.144	16:03:29.381
(26) Jason Smyth			
1	1:07.826	+5.029	15:48:01.961
2	1:04.268	+1.471	15:49:06.229
3	1:39.219	+36.422	15:50:45.448
4	1:02.797		15:51:48.245
5	1:03.201	+0.404	15:52:51.446
6	1:03.657	+0.860	15:53:55.103
7	1:03.342	+0.545	15:54:58.445
8	1:03.630	+0.833	15:56:02.075
9	1:04.576	+1.779	15:57:06.651
10	1:04.356	+1.559	15:58:11.007

Lap	Lap Tm	Diff	Time of Day
(43) Donal Downey			
1	1:08.068	+5.541	15:48:02.303
2	1:05.251	+2.724	15:49:07.554
3	1:39.747	+37.220	15:50:47.301
4	1:02.527		15:51:49.828
5	1:03.083	+0.556	15:52:52.911
6	1:03.165	+0.638	15:53:56.076
7	1:02.669	+0.142	15:54:58.745
8	1:03.566	+1.039	15:56:02.311
9	1:04.069	+1.542	15:57:06.380
10	1:04.400	+1.873	15:58:10.780
11	1:04.273	+1.746	15:59:15.053
12	1:04.653	+2.126	16:00:19.706
13	1:04.621	+2.094	16:01:24.327
14	1:04.158	+1.631	16:02:28.485
15	1:05.461	+2.934	16:03:33.946
(72) Nathan Yu			
1	1:07.754	+4.862	15:48:01.701
2	1:05.550	+2.658	15:49:07.251
3	1:39.470	+36.578	15:50:46.721
4	1:02.918	+0.026	15:51:49.639
5	1:03.908	+1.016	15:52:53.547
6	1:03.235	+0.343	15:53:56.782
7	1:02.892		15:54:59.674
8	1:03.221	+0.329	15:56:02.895
9	1:03.699	+0.807	15:57:06.594
10	1:04.534	+1.642	15:58:11.128
11	1:04.134	+1.242	15:59:15.262
12	1:04.894	+2.002	16:00:20.156
13	1:04.987	+2.095	16:01:25.143
14	1:03.928	+1.036	16:02:29.071
15	1:05.098	+2.206	16:03:34.169
(3) Jordan Dempsey			
1	1:07.911	+6.018	15:47:59.731
2	1:05.320	+3.427	15:49:05.051
3	1:37.166	+35.273	15:50:42.217
4	1:02.215	+0.322	15:51:44.432
5	1:01.893		15:52:46.325
6	1:01.981	+0.088	15:53:48.306
7	1:01.985	+0.092	15:54:50.291
8	1:02.393	+0.500	15:55:52.684
9	1:02.514	+0.621	15:56:55.198
10	1:03.707	+1.814	15:57:58.905
11	1:04.004	+2.111	15:59:02.909
12	1:03.892	+1.999	16:00:06.801
13	1:04.335	+2.442	16:01:11.136
14	1:04.064	+2.171	16:02:15.200
(94) Matt Round-Garrido			
1	1:06.400	+4.422	15:47:58.957
2	1:02.669	+0.691	15:49:01.626
3	1:38.795	+36.817	15:50:40.421
4	1:01.978		15:51:42.399
5	1:02.075	+0.097	15:52:44.474
6	1:02.007	+0.029	15:53:46.481
7	1:02.473	+0.495	15:54:48.954
8	1:02.191	+0.213	15:55:51.145
9	1:02.570	+0.592	15:56:53.715
10	1:05.098	+3.120	15:57:58.813
11	1:04.010	+2.032	15:59:02.823
12	1:03.884	+1.906	16:00:06.707
13	1:04.238	+2.260	16:01:10.945
14	1:04.176	+2.198	16:02:15.121
15	1:04.518	+2.540	16:03:19.639

Results provisional until the conclusion of judicial and technical matters

Orbits

Chief Timekeeper: D.Bradfield

Clerk of the Course: Chris Edwards

Live timing available at timing.rhwright.co.uk

www.mylaps.com

Licensed to: R.H.Wright Timing





R.H.Wright Timing

500MRCI Formula Ford Race Meeting

Sorted on Laps

BRSCC Formula Ford 1600

Kirkistown 500 MRCI 1.512 miles

Race 1 (R1)

28/07/2023 16:30

Race (15:00 and 1 Laps) started at 15:46:49

Pos	No.	Name	Make	Laps	Total Tm	Best Tm	Best Speed	In Lap	Avg. Speed
1	69	Brandon McCaughan	Van Diemen	15	16:23.794	1:01.688	88.235	4	82.990
2	99	Jordan Kelly	Van Diemen RF06	15	16:24.882	1:01.973	87.829	5	82.899
3	73	Lucas Romanek	Van Diemen	15	16:25.294	1:02.110	87.635	6	82.864
4	62	Elliott Budzinski	Ray GR	15	16:31.126	1:02.079	87.679	4	82.376
5	27	Ivor McCullough	Van Diemen RF00	15	16:31.996	1:02.053	87.716	4	82.304
6	88	Morgan Quinn	Van Diemen RF99	15	16:33.049	1:01.974	87.827	4	82.217
7	111	Dave Parks	Ray GR07	15	16:38.726	1:01.963	87.843	4	81.749
8	52	Nolan Allaer	Ray	15	16:40.052	1:02.771	86.712	7	81.641
9	26	Jason Smyth	Ray GR14	15	16:44.490	1:02.797	86.676	4	81.280
10	43	Donal Downey	Ray GR20	15	16:44.617	1:02.527	87.051	4	81.270
11	72	Nathan Yu	Van Diemen RF99	15	16:44.840	1:02.892	86.546	7	81.252
Not classified									
DNF	3	Jordan Dempsey	Van Diemen RF00	14	15:25.871	1:01.893	87.942	5	82.303
DNS	18	Alan Davidson	Mondiale M89S				-	0	-
DQ	94	Matt Round-Garrido	Van Diemen LA10	15	16:30.310	1:01.978	87.822	4	82.444

Announcements

Exclusion - Car 94 - Q12.21.1

Margin of Victory	Avg. Speed	Best Lap Tm	Best Speed	Best Lap by
1.088	82.990	1:01.688	88.235	69 - Brandon McCaughan

Results provisional until the conclusion of judicial and technical matters

Orbits

Chief Timekeeper: D.Bradfield

Clerk of the Course: Chris Edwards

Live timing available at timing.rhwright.co.uk

www.mylaps.com

Licensed to: R.H.Wright Timing

Printed: 29/07/2023 08:36:03



500MRCI Formula Ford Race Meeting

BRSCC Formula Ford 1600

Kirkistown 500 MRCI 1.512 miles

Race 1 (R1)

28/07/2023 16:30

Race (15:00 and 1 Laps)

7	43	88
	13	14
6	26	72
	11	12
5	27	111
	9	10
4	18	52
	7	8
3	94	62
	5	6
2	3	69
	3	4
1	99	73
	1	2

POLE POSITION

Results provisional until the conclusion of judicial and technical matters

Orbits

Chief Timekeeper: D.Bradfield

Clerk of the Course: Chris Edwards

Live timing available at timing.rhwright.co.uk

www.mylaps.com

Licensed to: R.H.Wright Timing

Printed: 28/07/2023 14:07:27



500MRCI Formula Ford Race Meeting

BRSCC Formula Ford 1600

Kirkistown 500 MRCI 1.512 miles

Race 2 (R4)

29/07/2023 10:40

Race (11:46 and 1 Laps) started at 10:54:20

Lap	Lap Tm	Diff	Time of Day
(99) Jordan Kelly			
1	1:07.859	+5.919	10:55:30.398
1	2:53.790	+1:51.850	11:08:02.407
2	1:08.047	+6.107	11:09:10.454
3	1:56.336	+54.396	11:11:06.790
4	2:12.584	+1:10.644	11:13:19.374
5	2:04.354	+1:02.414	11:15:23.728
6	1:02.402	+0.462	11:16:26.130
7	1:01.940		11:17:28.070
8	1:02.543	+0.603	11:18:30.613
9	1:02.774	+0.834	11:19:33.387
(73) Lucas Romanek			
1	1:07.743	+5.447	10:55:30.986
1	2:52.750	+1:50.454	11:08:02.816
2	1:06.927	+4.631	11:09:09.743
3	1:55.435	+53.139	11:11:05.178
4	2:12.608	+1:10.312	11:13:17.786
5	2:05.197	+1:02.901	11:15:22.983
6	1:02.584	+0.288	11:16:25.567
7	1:02.296		11:17:27.863
8	1:02.935	+0.639	11:18:30.798
9	1:03.031	+0.735	11:19:33.829
(69) Brandon McCaughan			
1	1:08.279	+6.115	10:55:30.750
1	2:53.905	+1:51.741	11:08:02.223
2	1:07.995	+5.831	11:09:10.218
3	1:55.732	+53.568	11:11:05.950
4	2:12.578	+1:10.414	11:13:18.528
5	2:04.982	+1:02.818	11:15:23.510
6	1:02.848	+0.684	11:16:26.358
7	1:02.164		11:17:28.522
8	1:02.562	+0.418	11:18:31.104
9	1:02.809	+0.645	11:19:33.913
(3) Jordan Dempsey			
1	1:08.431	+6.590	10:55:33.301
1	2:50.840	+1:48.999	11:08:04.475
2	1:07.078	+5.237	11:09:11.553
3	1:58.185	+56.344	11:11:09.738
4	2:11.830	+1:09.989	11:13:21.568
5	2:03.562	+1:01.721	11:15:25.130
6	1:02.454	+0.613	11:16:27.584
7	1:02.187	+0.346	11:17:29.771
8	1:01.841		11:18:31.612
9	1:02.669	+0.828	11:19:34.281
(62) Elliott Budzinski			
1	1:08.049	+5.991	10:55:31.252
1	2:52.420	+1:50.362	11:08:02.860
2	1:08.109	+6.051	11:09:10.969
3	1:56.262	+54.204	11:11:07.231
4	2:12.692	+1:10.634	11:13:19.923
5	2:04.169	+1:02.111	11:15:24.092
6	1:02.657	+0.599	11:16:26.749
7	1:02.058		11:17:28.807
8	1:02.424	+0.366	11:18:31.231
9	1:03.363	+1.305	11:19:34.594
(27) Ivor McCulloch			
1	1:07.841	+5.882	10:55:31.565
1	2:52.015	+1:50.056	11:08:03.363
2	1:07.890	+5.931	11:09:11.253
3	1:56.711	+54.752	11:11:07.964
4	2:12.668	+1:10.709	11:13:20.632
5	2:04.393	+1:02.434	11:15:25.025
6	1:02.483	+0.524	11:16:27.508
7	1:02.539	+0.580	11:17:30.047
8	1:01.959		11:18:32.006
9	1:02.728	+0.769	11:19:34.734
(18) Alan Davidson			

Lap	Lap Tm	Diff	Time of Day
(26) Jason Smyth			
1	1:08.279	+5.838	10:55:33.696
1	2:49.684	+1:47.243	11:08:04.981
2	1:07.389	+4.948	11:09:12.370
3	2:00.779	+58.338	11:11:13.149
4	2:10.388	+1:07.947	11:13:23.537
5	2:02.401	+59.960	11:15:25.938
6	1:02.588	+0.147	11:16:28.526
7	1:02.441		11:17:30.967
8	1:02.486	+0.045	11:18:33.453
9	1:02.845	+0.404	11:19:36.298
(88) Morgan Quinn			
1	1:08.478	+5.260	10:55:33.369
1	2:51.895	+1:48.677	11:08:04.465
2	1:08.256	+5.038	11:09:12.721
3	2:01.042	+57.824	11:11:13.763
4	2:10.469	+1:07.251	11:13:24.232
5	2:02.137	+58.919	11:15:26.369
6	1:03.232	+0.014	11:16:29.601
7	1:03.218		11:17:32.819
8	1:03.449	+0.231	11:18:36.268
9	1:03.395	+0.177	11:19:39.663
(66) Trevor Delaney			
1	1:08.750	+5.311	10:55:34.457
1	2:49.082	+1:45.643	11:08:05.480
2	1:07.935	+4.496	11:09:13.415
3	2:01.367	+57.928	11:11:14.782
4	2:10.381	+1:06.942	11:13:25.163
5	2:02.410	+58.971	11:15:27.573
6	1:03.762	+0.323	11:16:31.335
7	1:03.659	+0.220	11:17:34.994
8	1:03.439		11:18:38.433
9	1:04.228	+0.789	11:19:42.661
(111) Dave Parks			
1	1:07.476	+4.873	10:55:31.638
1	2:52.202	+1:49.599	11:08:03.777
2	1:11.760	+9.157	11:09:15.537
3	2:02.239	+59.636	11:11:17.776
4	2:10.642	+1:08.039	11:13:28.418
5	2:01.506	+58.903	11:15:29.924
6	1:03.227	+0.624	11:16:33.151
7	1:02.603		11:17:35.754
8	1:03.887	+1.284	11:18:39.641
9	1:03.434	+0.831	11:19:43.075
(8) Philp Harris			
1	1:08.252	+4.760	10:55:34.844
1	2:48.329	+1:44.837	11:08:06.308
2	1:07.755	+4.263	11:09:14.063
3	2:02.372	+58.880	11:11:16.435
4	2:10.677	+1:07.185	11:13:27.112
5	2:01.365	+57.873	11:15:28.477
6	1:03.492		11:16:31.969
7	1:03.550	+0.058	11:17:35.519
8	1:03.768	+0.276	11:18:39.287
9	1:03.880	+0.388	11:19:43.167
(72) Nathan Yu			
1	1:09.760	+5.789	10:55:35.240
1	2:50.533	+1:46.562	11:08:05.197

Lap	Lap Tm	Diff	Time of Day
(90) Henry Campbell			
2	1:08.952	+4.981	11:09:14.149
3	2:01.392	+57.421	11:11:15.541
4	2:10.976	+1:07.005	11:13:26.517
5	2:01.241	+57.270	11:15:27.758
6	1:03.971		11:16:31.729
7	1:04.052	+0.081	11:17:35.781
8	1:04.139	+0.168	11:18:39.920
9	1:03.971		11:19:43.891
(94) Matt Round-Garrido			
1	1:10.496	+5.260	10:55:36.597
1	2:48.740	+1:43.504	11:08:05.776
2	1:09.036	+3.800	11:09:14.812
3	2:02.382	+57.146	11:11:17.194
4	2:10.646	+1:05.410	11:13:27.840
5	2:02.042	+56.806	11:15:29.882
6	1:06.007	+0.771	11:16:35.889
7	1:05.236		11:17:41.125
8	1:05.436	+0.200	11:18:46.561
9	1:06.647	+1.411	11:19:53.208
(43) Donal Downey			
1	1:07.531		10:55:32.132
1	2:51.054	+1:43.523	11:08:04.111

Results provisional until the conclusion of judicial and technical matters

Orbits

Chief Timekeeper: D.Bradfield

Clerk of the Course: Chris Edwards

Live timing available at timing.rhwright.co.uk

www.mylaps.com

Licensed to: R.H.Wright Timing





500MRCI Formula Ford Race Meeting

Sorted on Laps

BRSCC Formula Ford 1600

Kirkistown 500 MRCI 1.512 miles

Race 2 (R4)

29/07/2023 10:40

Race (11:46 and 1 Laps) started at 10:54:20

Pos	No.	Name	Make	Laps	Total Tm	Best Tm	Best Speed	In Lap	Avg. Speed
BRSCC Pro									
1	99	Jordan Kelly	Van Diemen RF06	9	13:18.545	1:01.940	87.876	7	61.346
2	73	Lucas Romanek	Van Diemen	9	13:18.987	1:02.296	87.374	7	61.312
3	69	Brandon McCaughan	Van Diemen	9	13:19.071	1:02.164	87.559	7	61.305
4	3	Jordan Dempsey	Van Diemen RF00	9	13:19.439	1:01.841	88.016	8	61.277
5	62	Elliott Budzinski	Ray GR	9	13:19.752	1:02.058	87.709	7	61.253
6	26	Jason Smyth	Ray GR14	9	13:24.821	1:03.218	86.099	7	60.867
7	88	Morgan Quinn	Van Diemen RF99	9	13:27.319	1:02.459	87.145	7	60.679
8	72	Nathan Yu	Van Diemen RF99	9	13:29.049	1:03.971	85.086	6	60.549
Not classified									
DNF	94	Matt Round-Garrido	Van Diemen LA10	8	12:17.453	1:01.965	87.840	7	59.047
DNF	43	Donal Downey	Ray GR20	1	1:49.269	1:07.531	80.600	1	49.813
DNF	52	Nolan Allaer	Ray		3.863		-	0	-
Formula Ford 1600									
1	27	Ivor McCullough	Van Diemen RF00	9	13:19.892	1:01.959	87.849	8	61.242
2	18	Alan Davidson	Mondiale M89S	9	13:21.456	1:02.441	87.171	7	61.123
3	66	Trevor Delaney	Van Diemen RF02	9	13:27.819	1:03.439	85.799	8	60.641
4	111	Dave Parks	Ray GR07	9	13:28.233	1:02.603	86.945	7	60.610
5	8	Philip Harris	Mondiale M89T	9	13:28.325	1:03.492	85.728	6	60.603
6	90	Henry Campbell	Reynard FF89	9	13:38.366	1:05.236	83.436	7	59.860

Announcements

Race Red Flagged on 1 - Restarted with grid based on initial grid (Q12.15.1)

Margin of Victory	Avg. Speed	Best Lap Tm	Best Speed	Best Lap by
0.442	61.346	1:01.841	88.016	3 - Jordan Dempsey

Results provisional until the conclusion of judicial and technical matters

Orbits

Chief Timekeeper: D.Bradfield

Clerk of the Course: Chris Edwards

Live timing available at timing.rhwright.co.uk

www.mylaps.com

Licensed to: R.H.Wright Timing

Printed: 29/07/2023 11:24:01



500MRCI Formula Ford Race Meeting

BRSCC Formula Ford 1600

Kirkistown 500 MRCI 1.512 miles

Race 2 (R4)

29/07/2023 10:40

Race (15:00 and 1 Laps)

9	8	
	17	
8	90	66
	15	16
7	18	94
	13	14
6	72	3
	11	12
5	26	43
	9	10
4	111	52
	7	8
3	27	88
	5	6
2	73	62
	3	4
1	69	99
	1	2

POLE POSITION

Results provisional until the conclusion of judicial and technical matters

Orbits

Chief Timekeeper: D.Bradfield

Clerk of the Course: Chris Edwards

Live timing available at timing.rhwright.co.uk

www.mylaps.com

Licensed to: R.H.Wright Timing

Printed: 29/07/2023 10:47:09



500MRCI Formula Ford Race Meeting

BRSCC Formula Ford 1600

Kirkistown 500 MRCI 1.512 miles

Race 3 (R12)

29/07/2023 14:25

Race (15:00 and 1 Laps) started at 14:17:52

Lap	Lap Tm	Diff	Time of Day
(73) Lucas Romanek			
1	1:07.304	+5.124	14:19:02.973
2	1:03.404	+1.224	14:20:06.377
3	1:02.594	+0.414	14:21:08.971
4	1:02.570	+0.390	14:22:11.541
5	1:02.795	+0.615	14:23:14.336
6	1:02.667	+0.487	14:24:17.003
7	1:02.453	+0.273	14:25:19.456
8	1:02.541	+0.361	14:26:21.997
9	1:02.452	+0.272	14:27:24.449
10	1:02.612	+0.432	14:28:27.061
11	1:02.467	+0.287	14:29:29.528
12	1:02.180		14:30:31.708
13	1:02.828	+0.648	14:31:34.536
14	1:05.030	+2.850	14:32:39.566
15	1:06.419	+4.239	14:33:45.985
16	1:05.697	+3.517	14:34:51.682
(69) Brandon McCaughan			
1	1:07.746	+5.796	14:19:03.493
2	1:03.009	+1.059	14:20:06.502
3	1:02.545	+0.595	14:21:09.047
4	1:03.052	+1.102	14:22:12.099
5	1:02.913	+0.963	14:23:15.012
6	1:02.285	+0.335	14:24:17.297
7	1:02.342	+0.392	14:25:19.639
8	1:02.759	+0.809	14:26:22.398
9	1:02.231	+0.281	14:27:24.629
10	1:02.544	+0.594	14:28:27.173
11	1:02.616	+0.666	14:29:29.789
12	1:01.950		14:30:31.739
13	1:02.658	+0.708	14:31:34.397
14	1:04.350	+2.400	14:32:38.747
15	1:06.441	+4.491	14:33:45.188
16	1:06.517	+4.567	14:34:51.705
(62) Elliott Budzinski			
1	1:07.724	+5.326	14:19:02.863
2	1:02.972	+0.574	14:20:05.835
3	1:02.755	+0.357	14:21:08.590
4	1:02.781	+0.383	14:22:11.371
5	1:02.625	+0.227	14:23:13.996
6	1:02.743	+0.345	14:24:16.739
7	1:02.459	+0.061	14:25:19.198
8	1:02.614	+0.216	14:26:21.812
9	1:02.487	+0.089	14:27:24.299
10	1:02.656	+0.258	14:28:26.955
11	1:02.994	+0.596	14:29:29.949
12	1:02.608	+0.210	14:30:32.557
13	1:02.398		14:31:34.955
14	1:04.319	+1.921	14:32:39.274
15	1:06.038	+3.640	14:33:45.312
16	1:06.579	+4.181	14:34:51.891
(99) Jordan Kelly			
1	1:07.569	+5.236	14:19:03.678
2	1:03.123	+0.790	14:20:06.801
3	1:02.333		14:21:09.134
4	1:02.724	+0.391	14:22:11.858
5	1:02.844	+0.511	14:23:14.702
6	1:02.423	+0.090	14:24:17.125
7	1:02.392	+0.059	14:25:19.517
8	1:02.742	+0.409	14:26:22.259
9	1:02.339	+0.006	14:27:24.598
10	1:02.700	+0.367	14:28:27.298
11	1:03.034	+0.701	14:29:30.332
12	1:03.370	+1.037	14:30:33.702
13	1:03.011	+0.678	14:31:36.713
14	1:03.974	+1.641	14:32:40.687
15	1:05.980	+3.647	14:33:46.667
16	1:06.752	+4.419	14:34:53.419
(27) Ivor McCullough			

Lap	Lap Tm	Diff	Time of Day
1	1:07.979	+5.765	14:19:05.184
2	1:02.339	+0.125	14:20:07.523
3	1:02.507	+0.293	14:21:10.030
4	1:02.782	+0.568	14:22:12.812
5	1:03.079	+0.865	14:23:15.891
6	1:02.843	+0.629	14:24:18.734
7	1:02.521	+0.307	14:25:21.255
8	1:02.214		14:26:23.469
9	1:04.253	+2.039	14:27:27.722
10	1:02.535	+0.321	14:28:30.257
11	1:02.322	+0.108	14:29:32.579
12	1:02.543	+0.329	14:30:35.122
13	1:02.502	+0.288	14:31:37.624
14	1:03.882	+1.668	14:32:41.506
15	1:05.715	+3.501	14:33:47.221
16	1:08.092	+5.878	14:34:55.313
(18) Alan Davidson			
1	1:07.987	+5.718	14:19:05.564
2	1:03.448	+1.179	14:20:09.012
3	1:02.269		14:21:11.281
4	1:02.376	+0.107	14:22:13.657
5	1:02.603	+0.334	14:23:16.260
6	1:02.473	+0.204	14:24:18.733
7	1:02.783	+0.514	14:25:21.516
8	1:02.366	+0.097	14:26:23.882
9	1:04.860	+2.591	14:27:28.742
10	1:02.939	+0.670	14:28:31.681
11	1:02.620	+0.351	14:29:34.301
12	1:03.660	+1.391	14:30:37.961
13	1:03.088	+0.819	14:31:41.049
14	1:04.275	+2.006	14:32:45.324
15	1:07.009	+4.740	14:33:52.333
16	1:06.348	+4.079	14:34:58.681
(52) Nolan Allaer			
1	1:08.224	+5.982	14:19:04.836
2	1:02.242		14:20:07.078
3	1:02.448	+0.206	14:21:09.526
4	1:02.679	+0.437	14:22:12.205
5	1:03.058	+0.816	14:23:15.263
6	1:02.811	+0.569	14:24:18.074
7	1:02.415	+0.173	14:25:20.489
8	1:02.566	+0.324	14:26:23.055
9	1:02.528	+0.286	14:27:25.583
10	1:02.392	+0.150	14:28:27.975
11	1:07.629	+5.387	14:29:35.604
12	1:04.866	+2.624	14:30:40.470
13	1:03.004	+0.762	14:31:43.474
14	1:04.114	+1.872	14:32:47.588
15	1:06.859	+4.617	14:33:54.447
16	1:07.145	+4.903	14:35:01.592
(66) Trevor Delaney			
1	1:08.239	+5.268	14:19:06.009
2	1:03.783	+0.812	14:20:09.792
3	1:03.871	+0.900	14:21:13.663
4	1:03.034	+0.063	14:22:16.697
5	1:03.055	+0.084	14:23:19.752
6	1:03.230	+0.259	14:24:22.982
7	1:02.981	+0.010	14:25:25.963
8	1:03.368	+0.397	14:26:29.331
9	1:03.082	+0.111	14:27:32.413
10	1:03.048	+0.077	14:28:35.461
11	1:03.156	+0.185	14:29:38.617
12	1:03.159	+0.188	14:30:41.776
13	1:02.971		14:31:44.747
14	1:05.349	+2.378	14:32:50.096
15	1:07.527	+4.556	14:33:57.623
16	1:07.447	+4.476	14:35:05.070
(72) Nathan Yu			
1	1:08.728	+5.572	14:19:05.214
2	1:04.524	+1.368	14:20:09.738

Lap	Lap Tm	Diff	Time of Day
3	1:04.292	+1.136	14:21:14.030
4	1:03.591	+0.435	14:22:17.621
5	1:03.587	+0.431	14:23:21.208
6	1:03.693	+0.537	14:24:24.901
7	1:03.605	+0.449	14:25:28.506
8	1:03.641	+0.485	14:26:32.147
9	1:07.250	+4.094	14:27:39.397
10	1:04.133	+0.977	14:28:43.530
11	1:03.408	+0.252	14:29:46.938
12	1:03.452	+0.296	14:30:50.390
13	1:03.156		14:31:53.546
14	1:08.070	+4.914	14:33:01.616
15	1:08.403	+5.247	14:34:10.019
16	1:06.659	+3.503	14:35:16.678
(8) Philip Harris			
1	1:07.492	+4.302	14:19:06.362
2	1:03.963	+0.773	14:20:10.325
3	1:04.387	+1.197	14:21:14.712
4	1:03.730	+0.540	14:22:18.442
5	1:03.501	+0.311	14:23:21.943
6	1:03.727	+0.537	14:24:25.670
7	1:03.190		14:25:28.860
8	1:03.364	+0.174	14:26:32.224
9	1:04.782	+1.592	14:27:37.006
10	1:03.761	+0.571	14:28:40.767
11	1:04.009	+0.819	14:29:44.776
12	1:04.221	+1.031	14:30:48.997
13	1:03.864	+0.674	14:31:52.861
14	1:08.400	+5.210	14:33:01.261
15	1:08.852	+5.662	14:34:10.113
16	1:06.745	+3.555	14:35:16.858
(111) Dave Parks			
1	1:07.858	+5.634	14:19:05.272
2	1:02.795	+0.571	14:20:08.067
3	1:02.389	+0.165	14:21:10.456
4	1:02.375	+0.151	14:22:12.831
5	1:02.706	+0.482	14:23:15.537
6	1:02.746	+0.522	14:24:18.283
7	1:02.641	+0.417	14:25:20.924
8	1:02.224		14:26:23.148
9	1:04.685	+2.461	14:27:27.833
10	1:02.595	+0.371	14:28:30.428
11	1:04.900	+2.676	14:29:35.328
12	1:25.377	+23.153	14:31:00.705
13	1:02.949	+0.725	14:32:03.654
14	1:05.833	+3.609	14:33:09.487
15	1:06.097	+3.873	14:34:15.584
16	1:03.997	+1.773	14:35:19.581
(90) Henry Campbell			
1	1:08.778	+4.241	14:19:07.267
2	1:05.024	+0.487	14:20:12.291
3	1:04.927	+0.390	14:21:17.218
4	1:04.910	+0.373	14:22:22.128
5	1:04.991	+0.454	14:23:27.119
6	1:04.537		14:24:31.656
7	1:05.005	+0.468	14:25:36.661
8	1:05.191	+0.654	14:26:41.852
9	1:05.486	+0.949	14:27:47.338
10	1:04.854	+0.317	14:28:52.192
11	1:05.241	+0.704	14:29:57.433
12	1:05.063	+0.526	14:31:02.496
13	1:04.737	+0.200	14:32:07.233
14	1:08.398	+3.861	14:33:15.631
15	1:09.673	+5.136	14:34:25.304
16	1:07.384	+2.847	14:35:32.688
(94) Matt Round-Garrido			
1	1:09.491	+7.284	14:22:23.719
2	1:02.752	+0.545	14:23:26.471
3	1:02.493	+0.286	14:24:28.964
4	1:02.309	+0.102	14:25:31.273

Results provisional until the conclusion of judicial and technical matters

Orbits

Chief Timekeeper: D.Bradfield

Clerk of the Course: Chris Edwards

Live timing available at timing.rhwright.co.uk

www.mylaps.com

Licensed to: R.H.Wright Timing





500MRCI Formula Ford Race Meeting


BRSCC Formula Ford 1600

Kirkistown 500 MRCI 1.512 miles

Race 3 (R12)

29/07/2023 14:25

Race (15:00 and 1 Laps) started at 14:17:52



Lap	Lap Tm	Diff	Time of Day
5	1:02.207		14:26:33.480
6	1:03.204	+0.997	14:27:36.684
7	1:02.361	+0.154	14:28:39.045
8	1:02.952	+0.745	14:29:41.997
9	1:02.424	+0.217	14:30:44.421
10	1:02.523	+0.316	14:31:46.944
11	1:05.045	+2.838	14:32:51.989
12	1:06.691	+4.484	14:33:58.680
13	1:06.442	+4.235	14:35:05.122

(88) Morgan Quinn

Lap	Lap Tm	Diff	Time of Day
1	1:08.440	+6.040	14:19:02.894
2	1:03.341	+0.941	14:20:06.235
3	1:02.492	+0.092	14:21:08.727
4	1:02.840	+0.440	14:22:11.567
5	1:02.628	+0.228	14:23:14.195
6	1:02.418	+0.018	14:24:16.613
7	1:02.414	+0.014	14:25:19.027
8	1:02.440	+0.040	14:26:21.467
9	1:02.593	+0.193	14:27:24.060
10	1:02.400		14:28:26.460
11	1:02.517	+0.117	14:29:28.977
12	1:02.528	+0.128	14:30:31.505
13	1:02.879	+0.479	14:31:34.384

(3) Jordan Dempsey

Lap	Lap Tm	Diff	Time of Day
1	1:08.283	+6.034	14:19:03.222
2	1:03.257	+1.008	14:20:06.479
3	1:03.181	+0.932	14:21:09.660
4	1:02.662	+0.413	14:22:12.322
5	1:03.181	+0.932	14:23:15.503
6	1:02.952	+0.703	14:24:18.455
7	1:02.385	+0.136	14:25:20.840
8	1:02.249		14:26:23.089

Lap Lap Tm Diff Time of Day

Lap Lap Tm Diff Time of Day

Results provisional until the conclusion of judicial and technical matters

Orbits

Chief Timekeeper: D.Bradfield

Clerk of the Course: Chris Edwards

Live timing available at timing.rhwright.co.uk

www.mylaps.com

Licensed to: R.H.Wright Timing



500MRCI Formula Ford Race Meeting

Sorted on Laps

BRSCC Formula Ford 1600

Kirkistown 500 MRCI 1.512 miles

Race 3 (R12)

29/07/2023 14:25

Race (15:00 and 1 Laps) started at 14:17:52

Pos	No.	Name	Make	Laps	Total Tm	Best Tm	Best Speed	In Lap	Avg. Speed
BRSCC Pro									
1	73	Lucas Romanek	Van Diemen	16	16:59.144	1:02.180	87.537	12	85.452
2	69	Brandon McCaughan	Van Diemen	16	16:59.167	1:01.950	87.862	12	85.450
3	62	Elliott Budzinski	Ray GR	16	16:59.353	1:02.398	87.231	13	85.435
4	99	Jordan Kelly	Van Diemen RF06	16	17:00.881	1:02.333	87.322	3	85.307
5	52	Nolan Allaer	Ray	16	17:09.054	1:02.242	87.449	2	84.629
6	72	Nathan Yu	Van Diemen RF99	16	17:24.140	1:03.156	86.184	13	83.407
7	94	Matt Round-Garrido	Van Diemen LA10	13	17:12.584	1:02.207	87.499	5	68.526
Not classified									
DNF	88	Morgan Quinn	Van Diemen RF99	13	13:41.846	1:02.400	87.228	10	86.098
DNF	3	Jordan Dempsey	Van Diemen RF00	8	8:30.551	1:02.249	87.439	8	85.289
DNS	26	Jason Smyth	Ray GR14				-	0	-
DNS	43	Donal Downey	Ray GR20				-	0	-
Formula Ford 1600									
1	27	Ivor McCullough	Van Diemen RF00	16	17:02.775	1:02.214	87.489	8	85.149
2	18	Alan Davidson	Mondiale M89S	16	17:06.143	1:02.269	87.411	3	84.870
3	66	Trevor Delaney	Van Diemen RF02	16	17:12.532	1:02.971	86.437	13	84.344
4	8	Philip Harris	Mondiale M89T	16	17:24.320	1:03.190	86.137	7	83.392
5	111	Dave Parks	Ray GR07	16	17:27.043	1:02.224	87.475	8	83.175
6	90	Henry Campbell	Reynard FF89	16	17:40.150	1:04.537	84.340	6	82.147

Margin of Victory	Avg. Speed	Best Lap Tm	Best Speed	Best Lap by
0.023	85.452	1:01.950	87.862	69 - Brandon McCaughan

Results provisional until the conclusion of judicial and technical matters

Orbits

Chief Timekeeper: D.Bradfield

Clerk of the Course: Chris Edwards

Live timing available at timing.rhwright.co.uk

www.mylaps.com

Licensed to: R.H.Wright Timing

Printed: 30/07/2023 16:15:33



500MRCI Formula Ford Race Meeting

BRSCC Formula Ford 1600

Kirkistown 500 MRCI 1.512 miles

Race 3 (R12)

29/07/2023 14:25

Race (15:00 and 1 Laps)

10	8
	19
9	18
	17
8	27
	15
7	
	13
6	43
	11
5	94
	9
4	99
	7
3	69
	5
2	62
	3
1	88
	1

90
20
66
18
111
16
14
12
52
10
72
8
73
6
3
4
26
2

POLE POSITION

Results provisional until the conclusion of judicial and technical matters

Orbits

Chief Timekeeper: D.Bradfield

Clerk of the Course: Chris Edwards

Live timing available at timing.rhwright.co.uk

www.mylaps.com

Licensed to: R.H.Wright Timing



500MRCI Formula Ford Race Meeting


Fiesta/Mazda MX5

Kirkistown 500 MRCI 1.512 miles

Qualifying (Q5)

28/07/2023 14:30

Qualifying started at 14:45:02



Lap	Lap Tm	Diff	Time of Day
(14) Francis Allen			
1	1:23.882	+12.667	14:47:59.582
2	1:14.218	+3.003	14:49:13.800
3	1:14.738	+3.523	14:50:28.538
4	1:11.215		14:51:39.753
5	1:11.654	+0.439	14:52:51.407
6	1:11.647	+0.432	14:54:03.054
7	1:11.311	+0.096	14:55:14.365

Lap	Lap Tm	Diff	Time of Day
(7) John Stewart			
1	1:15.850	+1.737	14:49:13.516
2	1:15.849	+1.736	14:50:29.365
3	1:14.166	+0.053	14:51:43.531
4	1:14.113		14:52:57.644
5	1:15.169	+1.056	14:54:12.813
6	1:15.015	+0.902	14:55:27.828

Lap	Lap Tm	Diff	Time of Day
(50) Robert McAllister			
1	1:14.449	+0.158	14:49:15.301
2	1:14.576	+0.285	14:50:29.877
3	1:14.776	+0.485	14:51:44.653
4	1:14.379	+0.088	14:52:59.032
5	1:14.321	+0.030	14:54:13.353
6	1:14.291		14:55:27.644

Lap	Lap Tm	Diff	Time of Day
(49) Michael Graham			
1	1:18.997	+1.436	14:49:34.606
2	1:22.899	+5.338	14:50:57.505
3	1:17.832	+0.271	14:52:15.337
4	1:24.458	+6.897	14:53:39.795
5	1:17.664	+0.103	14:54:57.459
6	1:17.561		14:56:15.020

Lap	Lap Tm	Diff	Time of Day
(17) Emma Dempsey			
1	1:23.480	+4.721	14:49:18.984
2	1:19.262	+0.503	14:50:38.246
3	1:18.990	+0.231	14:51:57.236
4	1:19.127	+0.368	14:53:16.363
5	1:18.759		14:54:35.122
6	1:18.885	+0.126	14:55:54.007

Lap	Lap Tm	Diff	Time of Day
(21) Megan Campbell			
1	1:19.653	+0.392	14:49:24.407
2	1:19.391	+0.130	14:50:43.798
3	1:19.411	+0.150	14:52:03.209
4	1:19.433	+0.172	14:53:22.642
5	1:19.629	+0.368	14:54:42.271
6	1:19.261		14:56:01.532

Lap	Lap Tm	Diff	Time of Day
(28) Stephen Walker			
1	1:19.927	+0.577	14:49:29.277
2	1:19.605	+0.255	14:50:48.882
3	1:19.488	+0.138	14:52:08.370
4	1:19.879	+0.529	14:53:28.249
5	1:19.350		14:54:47.599
6	1:20.049	+0.699	14:56:07.648

Lap	Lap Tm	Diff	Time of Day
(888) Paul Larkham			
1	1:21.303	+1.197	14:49:33.735
2	1:20.445	+0.339	14:50:54.180
3	1:20.106		14:52:14.286
4	1:20.850	+0.744	14:53:35.136
5	1:20.722	+0.616	14:54:55.858
6	1:21.323	+1.217	14:56:17.181

Lap Lap Tm Diff Time of Day

Lap Lap Tm Diff Time of Day

Results provisional until the conclusion of judicial and technical matters

Orbits

Chief Timekeeper: D.Bradfield

Clerk of the Course: Chris Edwards

Live timing available at timing.rhwright.co.uk

www.mylaps.com

Licensed to: R.H.Wright Timing

Printed: 30/07/2023 16:03:26



500MRCI Formula Ford Race Meeting

Sorted on best lap time

Fiesta/Mazda MX5

Kirkistown 500 MRCI 1.512 miles

Qualifying (Q5)

28/07/2023 14:30

Qualifying started at 14:45:02

Pos	No.	Name	Make	Best Tm	Diff	In Lap	Best Speed	2nd Best	2nd Lap
Ford Fiesta									
1	49	Michael Graham	1.3 Ford Fiesta	1:17.561		6	70.177	1:17.664	5
2	17	Emma Dempsey	1.3 Ford Fiesta	1:18.759	1.198	5	69.110	1:18.885	6
3	21	Megan Campbell	1.3 Ford Fiesta	1:19.261	1.700	6	68.672	1:19.391	2
4	28	Stephen Walker	1.3 Ford Fiesta	1:19.350	1.789	5	68.595	1:19.488	3
5	888	Paul Larkham	1.3 Ford Fiesta	1:20.106	2.545	3	67.948	1:20.445	2
6	8	Michael Mulholland	1.3 Ford Fiesta			0	-		0
7	26	Grace McCallion	1.3 Ford Fiesta			0	-		0
8	29	Henry White	1.3 Ford Fiesta			0	-		0
Mazda MX5									
1	14	Francis Allen	1.8 Mazda MX5	1:11.215		4	76.431	1:11.311	7
2	7	John Stewart	1.8 Mazda MX5	1:14.113	2.898	4	73.442	1:14.166	3
3	50	Robert McAllister	1.8 Mazda MX5	1:14.291	3.076	6	73.266	1:14.321	5
4	22	David Cousins	1.8 Mazda MX5			0	-		0
5	41	Rob Kennedy	1.8 Mazda MX5			0	-		0
6	42	Jim Kennedy	1.8 Mazda MX5			0	-		0
7	173	Andy Irwin	1.8 Mazda MX5			0	-		0

Announcements

Cars 22 & 29 - No transponder times recorded (Q12.8.1)

Results provisional until the conclusion of judicial and technical matters

Orbits

Chief Timekeeper: D.Bradfield

Clerk of the Course: Chris Edwards

Live timing available at timing.rhwright.co.uk

www.mylaps.com

Licensed to: R.H.Wright Timing



500MRCI Formula Ford Race Meeting

Fiesta/Mazda MX5

Kirkistown 500 MRCI 1.512 miles

Race 1 (R7)

29/07/2023 12:00

Race (12:00 and 1 Laps) started at 12:08:00

Lap	Lap Tm	Diff	Time of Day
(14) Francis Allen			
1	1:16.742	+6.176	12:09:19.050
2	1:10.861	+0.295	12:10:29.911
3	1:10.742	+0.176	12:11:40.653
4	1:10.730	+0.164	12:12:51.383
5	1:10.784	+0.218	12:14:02.167
6	1:11.226	+0.660	12:15:13.393
7	1:10.658	+0.092	12:16:24.051
8	1:10.566		12:17:34.617
9	1:10.804	+0.238	12:18:45.421
10	1:11.662	+1.096	12:19:57.083
11	1:11.130	+0.564	12:21:08.213
12	1:11.268	+0.702	12:22:19.481
(22) David Cousins			
1	1:15.837	+5.319	12:09:19.654
2	1:10.767	+0.249	12:10:30.421
3	1:10.518		12:11:40.939
4	1:11.214	+0.696	12:12:52.153
5	1:10.561	+0.043	12:14:02.714
6	1:10.902	+0.384	12:15:13.616
7	1:11.123	+0.605	12:16:24.739
8	1:11.964	+1.446	12:17:36.703
9	1:10.941	+0.423	12:18:47.644
10	1:11.413	+0.895	12:19:59.057
11	1:11.618	+1.100	12:21:10.675
12	1:11.071	+0.553	12:22:21.746
(34) Damian Moran			
1	1:18.303	+6.860	12:09:23.280
2	1:11.443		12:10:34.723
3	1:11.883	+0.440	12:11:46.606
4	1:11.985	+0.542	12:12:58.591
5	1:11.850	+0.407	12:14:10.441
6	1:11.862	+0.419	12:15:22.303
7	1:13.317	+1.874	12:16:35.620
8	1:12.421	+0.978	12:17:48.041
9	1:11.667	+0.224	12:18:59.708
10	1:12.404	+0.961	12:20:12.112
11	1:12.610	+1.167	12:21:24.722
12	1:12.665	+1.222	12:22:37.387
(42) Rob Kennedy			
1	1:19.738	+8.113	12:09:23.786
2	1:15.143	+3.518	12:10:38.929
3	1:12.105	+0.480	12:11:51.034
4	1:12.130	+0.505	12:13:03.164
5	1:12.490	+0.865	12:14:15.654
6	1:12.965	+1.340	12:15:28.619
7	1:12.854	+1.229	12:16:41.473
8	1:11.996	+0.371	12:17:53.469
9	1:12.158	+0.533	12:19:05.627
10	1:11.625		12:20:17.252
11	1:13.620	+1.995	12:21:30.872
12	1:13.175	+1.550	12:22:44.047
(41) Jim Kennedy			
1	1:19.448	+8.317	12:09:23.704
2	1:11.560	+0.429	12:10:35.264
3	1:18.922	+7.791	12:11:54.186
4	1:11.300	+0.169	12:13:05.486
5	1:11.600	+0.469	12:14:17.086
6	1:16.241	+5.110	12:15:33.327
7	1:15.435	+4.304	12:16:48.762
8	1:12.783	+1.652	12:18:01.545
9	1:11.131		12:19:12.676
10	1:11.178	+0.047	12:20:23.854
11	1:11.236	+0.105	12:21:35.090
12	1:11.633	+0.502	12:22:46.723
(7) John Stewart			
1	1:20.490	+6.149	12:09:23.411
2	1:15.691	+1.350	12:10:39.102

Lap	Lap Tm	Diff	Time of Day
3	1:15.188	+0.847	12:11:54.290
4	1:14.976	+0.635	12:13:09.266
5	1:23.434	+9.093	12:14:32.700
6	1:16.307	+1.966	12:15:49.007
7	1:14.833	+0.492	12:17:03.840
8	1:14.681	+0.340	12:18:18.521
9	1:14.827	+0.486	12:19:33.348
10	1:15.033	+0.692	12:20:48.381
11	1:15.150	+0.809	12:22:03.531
12	1:14.341		12:23:17.872
(50) Robert McAllister			
1	1:20.876	+6.929	12:09:24.576
2	1:29.756	+15.809	12:10:54.332
3	1:14.739	+0.792	12:12:09.071
4	1:14.173	+0.226	12:13:23.244
5	1:14.156	+0.209	12:14:37.400
6	1:14.569	+0.622	12:15:51.969
7	1:14.184	+0.237	12:17:06.153
8	1:14.985	+1.038	12:18:21.138
9	1:14.158	+0.211	12:19:35.296
10	1:15.629	+1.682	12:20:50.925
11	1:14.139	+0.192	12:22:05.064
12	1:13.947		12:23:19.011
(49) Michael Graham			
1	1:22.162	+4.350	12:09:27.927
2	1:17.865	+0.053	12:10:45.792
3	1:18.003	+0.191	12:12:03.795
4	1:17.839	+0.027	12:13:21.634
5	1:18.613	+0.801	12:14:40.247
6	1:17.964	+0.152	12:15:58.211
7	1:18.435	+0.623	12:17:16.646
8	1:17.812		12:18:34.458
9	1:17.930	+0.118	12:19:52.388
10	1:18.305	+0.493	12:21:10.693
11	1:18.292	+0.480	12:22:28.985
(17) Emma Dempsey			
1	1:22.972	+4.843	12:09:28.809
2	1:18.359	+0.230	12:10:47.168
3	1:18.415	+0.286	12:12:05.583
4	1:18.732	+0.603	12:13:24.315
5	1:18.129		12:14:42.444
6	1:20.051	+1.922	12:16:02.495
7	1:18.894	+0.765	12:17:21.389
8	1:18.863	+0.734	12:18:40.252
9	1:19.003	+0.874	12:19:59.255
10	1:18.852	+0.723	12:21:18.107
11	1:18.740	+0.611	12:22:36.847
(21) Megan Campbell			
1	1:22.915	+4.344	12:09:29.277
2	1:18.571		12:10:47.848
3	1:18.841	+0.270	12:12:06.689
4	1:19.660	+1.089	12:13:26.349
5	1:19.429	+0.858	12:14:45.778
6	1:19.365	+0.794	12:16:05.143
7	1:19.238	+0.667	12:17:24.381
8	1:19.633	+1.062	12:18:44.014
9	1:19.687	+1.116	12:20:03.701
10	1:19.511	+0.940	12:21:23.212
11	1:19.749	+1.178	12:22:42.961
(28) Stephen Walker			
1	1:24.259	+5.324	12:09:30.590
2	1:18.935		12:10:49.525
3	1:19.117	+0.182	12:12:08.642
4	1:19.539	+0.604	12:13:28.181
5	1:19.471	+0.536	12:14:47.652
6	1:19.184	+0.249	12:16:06.836
7	1:19.328	+0.393	12:17:26.164
8	1:19.729	+0.794	12:18:45.893
9	1:19.351	+0.416	12:20:05.244

Lap	Lap Tm	Diff	Time of Day
10	1:18.940	+0.005	12:21:24.184
11	1:20.710	+1.775	12:22:44.894
(29) Henry White			
1	1:24.743	+4.668	12:09:31.429
2	1:20.143	+0.068	12:10:51.572
3	1:20.990	+0.915	12:12:12.562
4	1:20.563	+0.488	12:13:33.125
5	1:20.856	+0.781	12:14:53.981
6	1:20.513	+0.438	12:16:14.494
7	1:20.397	+0.322	12:17:34.891
8	1:20.075		12:18:54.966
9	1:21.150	+1.075	12:20:16.116
10	1:21.012	+0.937	12:21:37.128
11	1:20.283	+0.208	12:22:57.411
(888) Paul Larkham			
1	1:24.683	+4.805	12:09:31.626
2	1:20.246	+0.368	12:10:51.872
3	1:20.880	+1.002	12:12:12.752
4	1:20.546	+0.668	12:13:33.298
5	1:20.526	+0.648	12:14:53.824
6	1:20.191	+0.313	12:16:14.015
7	1:19.959	+0.081	12:17:33.974
8	1:20.933	+1.055	12:18:54.907
9	1:22.332	+2.454	12:20:17.239
10	1:20.389	+0.511	12:21:37.628
11	1:19.878		12:22:57.506
(26) Grace McCallion			
1	1:29.897	+6.452	12:09:38.231
2	1:24.786	+1.341	12:11:03.017
3	1:24.409	+0.964	12:12:27.426
4	1:24.522	+1.077	12:13:51.948
5	1:24.636	+1.191	12:15:16.584
6	1:26.017	+2.572	12:16:42.601
7	1:23.971	+0.526	12:18:06.572
8	1:23.569	+0.124	12:19:30.141
9	1:24.291	+0.846	12:20:54.432
10	1:23.445		12:22:17.877
11	1:23.538	+0.093	12:23:41.415

Results provisional until the conclusion of judicial and technical matters

Orbits

Chief Timekeeper: D.Bradfield

Clerk of the Course: Chris Edwards

Live timing available at timing.rhwright.co.uk

www.mylaps.com

Licensed to: R.H.Wright Timing





500MRCI Formula Ford Race Meeting

Sorted on Laps

Fiesta/Mazda MX5

Kirkistown 500 MRCI 1.512 miles

Race 1 (R7)

29/07/2023 12:00

Race (12:00 and 1 Laps) started at 12:08:00

Pos	No.	Name	Make	Laps	Total Tm	Best Tm	Best Speed	In Lap	Avg. Speed
Ford Fiesta									
1	49	Michael Graham	1.3 Ford Fiesta	11	14:28.455	1:17.812	69.951	8	68.942
2	17	Emma Dempsey	1.3 Ford Fiesta	11	14:36.317	1:18.129	69.667	5	68.324
3	21	Megan Campbell	1.3 Ford Fiesta	11	14:42.431	1:18.571	69.275	2	67.850
4	28	Stephen Walker	1.3 Ford Fiesta	11	14:44.364	1:18.935	68.956	2	67.702
5	29	Henry White	1.3 Ford Fiesta	11	14:56.881	1:20.075	67.974	8	66.757
6	888	Paul Larkham	1.3 Ford Fiesta	11	14:56.976	1:19.878	68.142	11	66.750
7	26	Grace McCallion	1.3 Ford Fiesta	11	15:40.885	1:23.445	65.229	10	63.635
Mazda MX5									
1	14	Francis Allen	1.8 Mazda MX5	12	14:18.951	1:10.566	77.134	8	76.042
2	22	David Cousins	1.8 Mazda MX5	12	14:21.216	1:10.518	77.186	3	75.842
3	34	Damian Moran	Mazda MX5	12	14:36.857	1:11.443	76.187	2	74.489
4	42	Rob Kennedy	1.8 Mazda MX5	12	14:43.517	1:11.625	75.993	10	73.928
5	41	Jim Kennedy	1.8 Mazda MX5	12	14:46.193	1:11.131	76.521	9	73.704
6	7	John Stewart	1.8 Mazda MX5	12	15:17.342	1:14.341	73.217	12	71.202
7	50	Robert McAllister	1.8 Mazda MX5	12	15:18.481	1:13.947	73.607	12	71.113

Margin of Victory	Avg. Speed	Best Lap Tm	Best Speed	Best Lap by
2.265	76.042	1:10.518	77.186	22 - David Cousins

Results provisional until the conclusion of judicial and technical matters

Orbits

Chief Timekeeper: D.Bradfield

Clerk of the Course: Chris Edwards

Live timing available at timing.rhwright.co.uk

www.mylaps.com

Licensed to: R.H.Wright Timing

Printed: 29/07/2023 12:25:34



500MRCI Formula Ford Race Meeting

Fiesta/Mazda MX5

Kirkistown 500 MRCI 1.512 miles

Race 1 (R7)

29/07/2023 12:00

Race (12:00 and 1 Laps)

9	8	26
	17	18
8	888	29
	15	16
7	21	28
	13	14
6	49	17
	11	12
5	9	10
4	173	34
	7	8
3	41	42
	5	6
2	50	22
	3	4
1	14	7
	1	2

POLE POSITION

Results provisional until the conclusion of judicial and technical matters

Orbits

Chief Timekeeper: D.Bradfield

Clerk of the Course: Chris Edwards

Live timing available at timing.rhwright.co.uk

www.mylaps.com

Licensed to: R.H.Wright Timing

Printed: 29/07/2023 09:21:14



500MRCI Formula Ford Race Meeting

Fiesta/Mazda MX5

Kirkistown 500 MRCI 1.512 miles

Race 2 (R14)

29/07/2023 15:25

Race (12:00 and 1 Laps) started at 15:05:44

Lap	Lap Tm	Diff	Time of Day
(14) Francis Allen			
1	1:15.183	+4.379	15:07:03.616
2	1:11.428	+0.624	15:08:15.044
3	1:11.054	+0.250	15:09:26.098
4	1:10.859	+0.055	15:10:36.957
5	1:11.268	+0.464	15:11:48.225
6	1:10.804		15:12:59.029
7	1:11.803	+0.999	15:14:10.832
8	1:11.721	+0.917	15:15:22.553
9	1:11.549	+0.745	15:16:34.102
10	1:11.219	+0.415	15:17:45.321
11	1:11.276	+0.472	15:18:56.597
12	1:11.288	+0.484	15:20:07.885

Lap	Lap Tm	Diff	Time of Day
(42) Rob Kennedy			
1	1:15.562	+4.668	15:07:02.824
2	1:11.177	+0.283	15:08:14.001
3	1:11.579	+0.685	15:09:25.580
4	1:15.905	+5.011	15:10:41.485
5	1:10.907	+0.013	15:11:52.392
6	1:14.937	+4.043	15:13:07.329
7	1:11.446	+0.552	15:14:18.775
8	1:10.933	+0.039	15:15:29.708
9	1:11.106	+0.212	15:16:40.814
10	1:11.862	+0.968	15:17:52.676
11	1:11.260	+0.366	15:19:03.936
12	1:10.894		15:20:14.830

Lap	Lap Tm	Diff	Time of Day
(34) Damian Moran			
1	1:18.232	+6.888	15:07:06.576
2	1:11.344		15:08:17.920
3	1:11.757	+0.413	15:09:29.677
4	1:12.467	+1.123	15:10:42.144
5	1:11.634	+0.290	15:11:53.778
6	1:11.953	+0.609	15:13:05.731
7	1:16.425	+5.081	15:14:22.156
8	1:12.352	+1.008	15:15:34.508
9	1:11.807	+0.463	15:16:46.315
10	1:11.593	+0.249	15:17:57.908
11	1:11.900	+0.556	15:19:09.808
12	1:12.015	+0.671	15:20:21.823

Lap	Lap Tm	Diff	Time of Day
(41) Jim Kennedy			
1	1:21.894	+9.588	15:07:09.434
2	1:15.014	+2.708	15:08:24.448
3	1:12.450	+0.144	15:09:36.898
4	1:12.337	+0.031	15:10:49.235
5	1:12.932	+0.626	15:12:02.167
6	1:12.751	+0.445	15:13:14.918
7	1:12.844	+0.538	15:14:27.762
8	1:12.753	+0.447	15:15:40.515
9	1:12.925	+0.619	15:16:53.440
10	1:12.654	+0.348	15:18:06.094
11	1:12.306		15:19:18.400
12	1:13.806	+1.500	15:20:32.206

Lap	Lap Tm	Diff	Time of Day
(22) David Cousins			
1	1:15.328	+4.506	15:07:03.459
2	1:11.789	+0.967	15:08:15.248
3	1:11.298	+0.476	15:09:26.546
4	1:10.978	+0.156	15:10:37.524
5	1:10.822		15:11:48.346
6	1:12.848	+2.026	15:13:01.194
7	1:22.057	+11.235	15:14:23.251
8	1:11.934	+1.112	15:15:35.185
9	1:26.553	+15.731	15:17:01.738
10	1:12.505	+1.683	15:18:14.243
11	1:11.961	+1.139	15:19:26.204
12	1:13.625	+2.803	15:20:39.829

Lap	Lap Tm	Diff	Time of Day
(50) Robert McAllister			
1	1:22.836	+8.354	15:07:09.705
2	1:18.816	+4.334	15:08:28.521

Lap	Lap Tm	Diff	Time of Day
3	1:15.184	+0.702	15:09:43.705
4	1:15.261	+0.779	15:10:58.966
5	1:15.666	+1.184	15:12:14.632
6	1:15.009	+0.527	15:13:29.641
7	1:15.358	+0.876	15:14:44.999
8	1:15.136	+0.654	15:16:00.135
9	1:14.832	+0.350	15:17:14.967
10	1:15.274	+0.792	15:18:30.241
11	1:15.247	+0.765	15:19:45.488
12	1:14.482		15:20:59.970

Lap	Lap Tm	Diff	Time of Day
(7) John Stewart			
1	1:20.541	+5.785	15:07:07.558
2	1:41.451	+26.695	15:08:49.009
3	1:16.361	+1.605	15:10:05.370
4	1:15.958	+1.202	15:11:21.328
5	1:14.937	+0.181	15:12:36.265
6	1:15.123	+0.367	15:13:51.388
7	1:16.249	+1.493	15:15:07.637
8	1:14.756		15:16:22.393
9	1:15.015	+0.259	15:17:37.408
10	1:15.473	+0.717	15:18:52.881
11	1:15.730	+0.974	15:20:08.611

Lap	Lap Tm	Diff	Time of Day
(49) Michael Graham			
1	1:22.828	+4.642	15:07:12.483
2	1:19.141	+0.955	15:08:31.624
3	1:18.570	+0.384	15:09:50.194
4	1:18.477	+0.291	15:11:08.671
5	1:18.744	+0.558	15:12:27.415
6	1:18.378	+0.192	15:13:45.793
7	1:18.190	+0.004	15:15:03.983
8	1:18.253	+0.067	15:16:22.236
9	1:18.311	+0.125	15:17:40.547
10	1:18.186		15:18:58.733
11	1:18.391	+0.205	15:20:17.124

Lap	Lap Tm	Diff	Time of Day
(17) Emma Dempsey			
1	1:23.703	+5.295	15:07:13.521
2	1:19.712	+1.304	15:08:33.233
3	1:18.932	+0.524	15:09:52.165
4	1:18.818	+0.410	15:11:10.983
5	1:19.037	+0.629	15:12:30.020
6	1:18.907	+0.499	15:13:48.927
7	1:18.801	+0.393	15:15:07.728
8	1:18.408		15:16:26.136
9	1:18.917	+0.509	15:17:45.053
10	1:18.729	+0.321	15:19:03.782
11	1:18.526	+0.118	15:20:22.308

Lap	Lap Tm	Diff	Time of Day
(21) Megan Campbell			
1	1:23.334	+5.035	15:07:13.606
2	1:19.967	+1.668	15:08:33.573
3	1:18.819	+0.520	15:09:52.392
4	1:18.897	+0.598	15:11:11.289
5	1:19.003	+0.704	15:12:30.292
6	1:19.416	+1.117	15:13:49.708
7	1:18.299		15:15:08.007
8	1:18.423	+0.124	15:16:26.430
9	1:18.780	+0.481	15:17:45.210
10	1:18.860	+0.561	15:19:04.070
11	1:18.515	+0.216	15:20:22.585

Lap	Lap Tm	Diff	Time of Day
(28) Stephen Walker			
1	1:24.087	+5.486	15:07:14.370
2	1:19.887	+1.286	15:08:34.257
3	1:18.601		15:09:52.858
4	1:19.107	+0.506	15:11:11.965
5	1:18.824	+0.223	15:12:30.789
6	1:19.194	+0.593	15:13:49.983
7	1:20.288	+1.687	15:15:10.271
8	1:18.911	+0.310	15:16:29.182
9	1:19.357	+0.756	15:17:48.539
10	1:18.994	+0.393	15:19:07.533

Lap	Lap Tm	Diff	Time of Day
11	1:19.651	+1.050	15:20:27.184

Lap	Lap Tm	Diff	Time of Day
(888) Paul Larkham			
1	1:23.960	+5.071	15:07:14.789
2	1:20.124	+1.235	15:08:34.913
3	1:18.889		15:09:53.802
4	1:18.956	+0.067	15:11:12.758
5	1:19.003	+0.114	15:12:31.761
6	1:19.147	+0.258	15:13:50.908
7	1:19.863	+0.974	15:15:10.771
8	1:19.314	+0.425	15:16:30.085
9	1:19.764	+0.875	15:17:49.849
10	1:19.531	+0.642	15:19:09.380
11	1:19.517	+0.628	15:20:28.897

Lap	Lap Tm	Diff	Time of Day
(29) Henry White			
1	1:24.865	+5.296	15:07:16.107
2	1:20.403	+0.834	15:08:36.510
3	1:19.569		15:09:56.079
4	1:19.855	+0.286	15:11:15.934
5	1:20.644	+1.075	15:12:36.578
6	1:20.300	+0.731	15:13:56.878
7	1:20.041	+0.472	15:15:16.919
8	1:20.285	+0.716	15:16:37.204
9	1:20.162	+0.593	15:17:57.366
10	1:20.019	+0.450	15:19:17.385
11	1:20.655	+1.086	15:20:38.040

Lap	Lap Tm	Diff	Time of Day
(26) Grace McCallion			
1	1:26.920	+3.416	15:07:18.549
2	1:24.488	+0.984	15:08:43.037
3	1:24.433	+0.929	15:10:07.470
4	1:24.308	+0.804	15:11:31.778
5	1:23.504		15:12:55.282
6	1:24.030	+0.526	15:14:19.312
7	1:23.754	+0.250	15:15:43.066
8	1:23.714	+0.210	15:17:06.780
9	1:23.709	+0.205	15:18:30.489
10	1:23.607	+0.103	15:19:54.096
11	1:23.901	+0.397	15:21:17.997

Results provisional until the conclusion of judicial and technical matters

Orbits

Chief Timekeeper: D.Bradfield

Clerk of the Course: Chris Edwards

Live timing available at timing.rhwright.co.uk

www.mylaps.com

Licensed to: R.H.Wright Timing





500MRCI Formula Ford Race Meeting

Sorted on Laps

Fiesta/Mazda MX5

Kirkistown 500 MRCI 1.512 miles

Race 2 (R14)

29/07/2023 15:25

Race (12:00 and 1 Laps) started at 15:05:44

Pos	No.	Name	Make	Laps	Total Tm	Best Tm	Best Speed	In Lap	Avg. Speed
Ford Fiesta									
1	49	Michael Graham	1.3 Ford Fiesta	11	14:32.585	1:18.186	69.616	10	68.616
2	17	Emma Dempsey	1.3 Ford Fiesta	11	14:37.769	1:18.408	69.419	8	68.211
3	21	Megan Campbell	1.3 Ford Fiesta	11	14:38.046	1:18.299	69.516	7	68.189
4	28	Stephen Walker	1.3 Ford Fiesta	11	14:42.645	1:18.601	69.249	3	67.834
5	888	Paul Larkham	1.3 Ford Fiesta	11	14:44.358	1:18.889	68.996	3	67.702
6	29	Henry White	1.3 Ford Fiesta	11	14:53.501	1:19.569	68.406	3	67.010
7	26	Grace McCallion	1.3 Ford Fiesta	11	15:33.458	1:23.504	65.183	5	64.141
Mazda MX5									
1	14	Francis Allen	1.8 Mazda MX5	12	14:23.346	1:10.804	76.874	6	75.655
2	42	Rob Kennedy	1.8 Mazda MX5	12	14:30.291	1:10.894	76.777	12	75.051
3	34	Damian Moran	1.8 Mazda MX5	12	14:37.284	1:11.344	76.293	2	74.453
4	41	Jim Kennedy	1.8 Mazda MX5	12	14:47.667	1:12.306	75.278	11	73.582
5	22	David Cousins	1.8 Mazda MX5	12	14:55.290	1:10.822	76.855	5	72.955
6	50	Robert McAllister	1.8 Mazda MX5	12	15:15.431	1:14.482	73.078	12	71.350
7	7	John Stewart	1.8 Mazda MX5	11	14:24.072	1:14.756	72.810	8	69.292

Margin of Victory	Avg. Speed	Best Lap Tm	Best Speed	Best Lap by
6.945	75.655	1:10.804	76.874	14 - Francis Allen

Results provisional until the conclusion of judicial and technical matters

Orbits

Chief Timekeeper: D.Bradfield

Clerk of the Course: Chris Edwards

Live timing available at timing.rhwright.co.uk

www.mylaps.com

Licensed to: R.H.Wright Timing

Printed: 30/07/2023 16:16:59



500MRCI Formula Ford Race Meeting

Fiesta/Mazda MX5

Kirkistown 500 MRCI 1.512 miles

Race 2 (R14)

29/07/2023 15:25

Race (12:00 and 1 Laps)

10	29	8
	19	20
9	888	26
	17	18
8	21	28
	15	16
7	49	17
	13	14
6		12
	11	
5		10
	9	
4	14	
	7	8
3	34	22
	5	6
2	41	42
	3	4
1	50	7
	1	2

POLE POSITION

Results provisional until the conclusion of judicial and technical matters

Orbits

Chief Timekeeper: D.Bradfield

Clerk of the Course: Chris Edwards

Live timing available at timing.rhwright.co.uk

www.mylaps.com

Licensed to: R.H.Wright Timing

Printed: 29/07/2023 12:29:25



500MRCI Formula Ford Race Meeting


Formula Sheane

Kirkistown 500 MRCI 1.512 miles

Qualifying (Q2)

28/07/2023 13:30

Qualifying started at 13:54:14



Lap	Lap Tm	Diff	Time of Day
(7) Keith Hogg			
1	1:03.198	+1.768	13:56:30.177
2	1:02.547	+1.117	13:57:32.724
3	1:01.969	+0.539	13:58:34.693
4	1:02.189	+0.759	13:59:36.882
5	1:02.002	+0.572	14:00:38.884
6	1:01.934	+0.504	14:01:40.818
7	1:01.684	+0.254	14:02:42.502
8	1:01.430		14:03:43.932
9	1:01.844	+0.414	14:04:45.776
(27) Richard Keamey			
1	1:06.170	+4.391	13:57:22.498
2	1:02.979	+1.200	13:58:25.477
3	1:02.093	+0.314	13:59:27.570
4	1:01.989	+0.210	14:00:29.559
5	1:01.900	+0.121	14:01:31.459
6	1:01.854	+0.075	14:02:33.313
7	1:01.779		14:03:35.092
8	1:01.909	+0.130	14:04:37.001
(44) Mark Keenan			
1	1:07.428	+3.929	13:56:54.914
2	1:05.512	+2.013	13:58:00.426
3	1:03.670	+0.171	13:59:04.096
4	1:03.499		14:00:07.595
(15) Garrett McKenna			
1	1:04.331	+0.165	13:56:34.618
2	1:04.584	+0.418	13:57:39.202
3	1:04.659	+0.493	13:58:43.861
4	1:04.177	+0.011	13:59:48.038
5	1:04.166		14:00:52.204
6	1:04.500	+0.334	14:01:56.704
7	1:05.170	+1.004	14:03:01.874
8	1:04.717	+0.551	14:04:06.591
9	1:04.303	+0.137	14:05:10.894
(28) Vinny Keogh			
1	1:07.215	+2.384	13:56:43.922
2	1:06.581	+1.750	13:57:50.503
3	1:05.847	+1.016	13:58:56.350
4	1:05.303	+0.472	14:00:01.653
5	1:05.062	+0.231	14:01:06.715
6	1:05.251	+0.420	14:02:11.966
7	1:04.952	+0.121	14:03:16.918
8	1:04.831		14:04:21.749
(9) Richard Adams			
1	1:10.136	+4.062	13:56:50.289
2	1:07.721	+1.647	13:57:58.010
3	1:06.074		13:59:04.084
4	1:07.046	+0.972	14:00:11.130
5	1:11.581	+5.507	14:01:22.711
6	1:07.886	+1.812	14:02:30.597
7	1:07.146	+1.072	14:03:37.743
8	1:06.192	+0.118	14:04:43.935
(18) Sean Kieman			
1	1:13.224	+7.068	13:56:57.059
2	1:10.846	+4.690	13:58:07.905
3	1:10.452	+4.296	13:59:18.357
4	1:07.518	+1.362	14:00:25.875
5	1:09.539	+3.383	14:01:35.414
6	1:07.958	+1.802	14:02:43.372
7	1:06.320	+0.164	14:03:49.692
8	1:06.156		14:04:55.848
(10) Tom Foley			
1	1:44.377	59:10.398	13:58:03.975

Lap	Lap Tm	Diff	Time of Day
-----	--------	------	-------------

Lap	Lap Tm	Diff	Time of Day
-----	--------	------	-------------

Results provisional until the conclusion of judicial and technical matters

Orbits

Chief Timekeeper: D.Bradfield

Clerk of the Course: Chris Edwards

Live timing available at timing.rhwright.co.uk

www.mylaps.com

Licensed to: R.H.Wright Timing



500MRCI Formula Ford Race Meeting

Sorted on best lap time

Formula Sheane

Kirkistown 500 MRCI 1.512 miles

Qualifying (Q2)

28/07/2023 13:30

Qualifying started at 13:54:14

Pos	No.	Name	Make	Best Tm	Diff	In Lap	Best Speed	2nd Best	2nd Lap
1	7	Keith Hogg	1.8 Formula Sheane	1:01.430		8	88.605	1:01.684	7
2	27	Richard Kearney	1.8 Formula Sheane	1:01.779	0.349	7	88.105	1:01.854	6
3	44	Mark Keenan	1.8 Formula Sheane	1:03.499	2.069	4	85.718	1:03.670	3
4	15	Garrett McKenna	1.8 Formula Sheane	1:04.166	2.736	5	84.827	1:04.177	4
5	28	Vinny Keogh	1.8 Formula Sheane	1:04.831	3.401	8	83.957	1:04.952	7
6	9	Richard Adams	1.8 Formula Sheane	1:06.074	4.644	3	82.378	1:06.192	8
7	18	Sean Kiernan	1.8 Formula Sheane	1:06.156	4.726	8	82.276	1:06.320	7
8	10	Tom Foley	1.8 Formula Sheane			0	-		0
Not classified									
DNS	6	Brendan Carr	1.8 Formula Sheane			0	-		0

Results provisional until the conclusion of judicial and technical matters

Orbits

Chief Timekeeper: D.Bradfield

Clerk of the Course: Chris Edwards

Live timing available at timing.rhwright.co.uk

www.mylaps.com

Licensed to: R.H.Wright Timing



R.H.Wright Timing

500MRCI Formula Ford Race Meeting


Formula Sheane

Kirkistown 500 MRCI 1.512 miles

Race 1 (R2)

29/07/2023 09:40

Race (10:18 and 1 Laps) started at 9:59:53



Lap	Lap Tm	Diff	Time of Day
(27) Richard Keamey			
1	1:07.740	+6.520	10:01:03.008
1	2:23.439	+1:22.219	10:14:02.532
2	1:07.273	+6.053	10:15:09.805
3	1:02.123	+0.903	10:16:11.928
4	1:02.172	+0.952	10:17:14.100
5	1:02.355	+1.135	10:18:16.455
6	1:02.154	+0.934	10:19:18.609
7	1:01.683	+0.463	10:20:20.292
8	1:01.597	+0.377	10:21:21.889
9	1:01.815	+0.595	10:22:23.704
10	1:01.220		10:23:24.924

Lap	Lap Tm	Diff	Time of Day
(7) Keith Hogg			
1	1:07.677	+6.561	10:01:02.975
1	2:23.723	+1:22.607	10:14:02.359
2	1:07.279	+6.163	10:15:09.638
3	1:02.020	+0.904	10:16:11.658
4	1:02.213	+1.097	10:17:13.871
5	1:02.479	+1.363	10:18:16.350
6	1:02.186	+1.070	10:19:18.536
7	1:02.012	+0.896	10:20:20.548
8	1:01.510	+0.394	10:21:22.058
9	1:02.045	+0.929	10:22:24.103
10	1:01.116		10:23:25.219

Lap	Lap Tm	Diff	Time of Day
(6) Brendan Carr			
1	1:08.953	+6.303	10:01:06.822
1	2:22.486	+1:19.836	10:14:03.087
2	1:07.633	+4.983	10:15:10.720
3	1:02.650		10:16:13.370
4	1:02.862	+0.212	10:17:16.232
5	1:03.173	+0.523	10:18:19.405
6	1:03.203	+0.553	10:19:22.608
7	1:03.098	+0.448	10:20:25.706
8	1:03.228	+0.578	10:21:28.934
9	1:03.268	+0.618	10:22:32.202
10	1:04.520	+1.870	10:23:36.722

Lap	Lap Tm	Diff	Time of Day
(15) Garrett McKenna			
1	1:11.652	+7.164	10:01:08.958
1	2:21.701	+1:17.213	10:14:03.483
2	1:24.249	+19.761	10:15:27.732
3	1:04.547	+0.059	10:16:32.279
4	1:04.488		10:17:36.767
5	1:05.690	+1.202	10:18:42.457
6	1:04.602	+0.114	10:19:47.059
7	1:04.690	+0.202	10:20:51.749
8	1:13.415	+8.927	10:22:05.164
9	1:06.551	+2.063	10:23:11.715
10	1:05.568	+1.080	10:24:17.283

Lap	Lap Tm	Diff	Time of Day
(28) Vinny Keogh			
1	1:09.916	+5.708	10:01:06.907
1	2:22.733	+1:18.525	10:14:03.323
2	1:20.979	+16.771	10:15:24.302
3	1:05.122	+0.914	10:16:29.424
4	1:15.022	+10.814	10:17:44.446
5	1:05.661	+1.453	10:18:50.107
6	1:04.208		10:19:54.315
7	1:05.289	+1.081	10:20:59.604
8	1:04.536	+0.328	10:22:04.140
9	1:04.379	+0.171	10:23:08.519
10	1:04.837	+0.629	10:24:13.356

Lap	Lap Tm	Diff	Time of Day
(18) Sean Kieran			
1	1:10.226	+5.941	10:01:08.129
1	2:22.591	+1:18.306	10:14:04.009
2	1:24.436	+20.151	10:15:28.445
3	1:06.079	+1.794	10:16:34.524
4	1:06.231	+1.946	10:17:40.755
5	1:07.032	+2.747	10:18:47.787
6	1:06.457	+2.172	10:19:54.244

Lap	Lap Tm	Diff	Time of Day
7	1:05.797	+1.512	10:21:00.041
8	1:04.536	+0.251	10:22:04.577
9	1:04.285		10:23:08.862
10	1:04.753	+0.468	10:24:13.615

Lap	Lap Tm	Diff	Time of Day
(9) Richard Adams			
1	1:11.308		10:01:08.315

Lap	Lap Tm	Diff	Time of Day
(44) Mark Keenan			
1	1:14.570		10:01:10.965

Results provisional until the conclusion of judicial and technical matters

Orbits

Chief Timekeeper: D.Bradfield

Clerk of the Course: Chris Edwards

Live timing available at timing.rhwright.co.uk

www.mylaps.com

Licensed to: R.H.Wright Timing

Printed: 30/07/2023 16:04:05



500MRCI Formula Ford Race Meeting

Sorted on Laps

Formula Sheane

Kirkistown 500 MRCI 1.512 miles

Race 1 (R2)

29/07/2023 09:40

Race (10:18 and 1 Laps) started at 9:59:53

Pos	No.	Name	Make	Laps	Total Tm	Best Tm	Best Speed	In Lap	Avg. Speed
1	27	Richard Kearney	1.8 Formula Sheane	10	11:41.938	1:01.220	88.909	10	77.543
2	7	Keith Hogg	1.8 Formula Sheane	10	11:42.233	1:01.116	89.060	10	77.510
3	6	Brendan Carr	1.8 Formula Sheane	10	11:53.736	1:02.650	86.880	3	76.261
4	15	Garrett McKenna	1.8 Formula Sheane	10	12:34.297	1:04.488	84.404	4	72.160
5	28	Vinny Keogh	1.8 Formula Sheane	10	12:40.370	1:04.208	84.772	6	71.584
6	18	Sean Kiernan	1.8 Formula Sheane	10	12:40.629	1:04.285	84.670	9	71.559
Not classified									
DNF	9	Richard Adams	1.8 Formula Sheane	1	1:14.704	1:11.308	76.331	1	72.861
DNF	44	Mark Keenan	1.8 Formula Sheane	1	1:17.354	1:14.570	72.992	1	70.365
DNS	10	Tom Foley	1.8 Formula Sheane					0	-

Announcements

Race red flag on Lap 2 - Restart and run time 8 mins
Penalty - Cars 18 & 28 +10s - False Start (Q12.14)

Margin of Victory	Avg. Speed	Best Lap Tm	Best Speed	Best Lap by
0.295	77.543	1:01.116	89.060	7 - Keith Hogg

Results provisional until the conclusion of judicial and technical matters

Orbits

Chief Timekeeper: D.Bradfield

Clerk of the Course: Chris Edwards

Live timing available at timing.rhwright.co.uk

www.mylaps.com

Licensed to: R.H.Wright Timing

Printed: 29/07/2023 10:24:40



500MRCI Formula Ford Race Meeting


Formula Sheane

Kirkistown 500 MRCI 1.512 miles

Race 1 (R2)

29/07/2023 09:40

Race (12:00 and 1 Laps) started at 9:59:53



5	9
	9
4	44
	7
3	18
	5
2	6
	3
1	7
	1

10
8
15
6
28
4
27
2

POLE POSITION



Results provisional until the conclusion of judicial and technical matters

Orbits

Chief Timekeeper: D.Bradfield

Clerk of the Course: Chris Edwards

Live timing available at timing.rhwright.co.uk

www.mylaps.com

Licensed to: R.H.Wright Timing

Printed: 29/07/2023 10:06:02



500MRCI Formula Ford Race Meeting


Formula Sheane

Kirkistown 500 MRCI 1.512 miles

Race 2 (R10)

29/07/2023 13:30

Race (12:00 and 1 Laps) started at 13:15:33



Lap	Lap Tm	Diff	Time of Day
(27) Richard Keamey			
1	1:07.378	+5.050	13:16:42.418
2	1:02.523	+0.195	13:17:44.941
3	1:02.328		13:18:47.269
4	1:02.911	+0.583	13:19:50.180
5	1:03.074	+0.746	13:20:53.254
6	1:03.315	+0.987	13:21:56.569
7	1:03.257	+0.929	13:22:59.826
8	1:03.168	+0.840	13:24:02.994
9	1:03.365	+1.037	13:25:06.359
10	1:03.150	+0.822	13:26:09.509
11	1:02.933	+0.605	13:27:12.442
12	1:02.868	+0.540	13:28:15.310
13	1:02.743	+0.415	13:29:18.053

Lap	Lap Tm	Diff	Time of Day
(6) Brendan Carr			
1	1:10.123	+6.483	13:16:46.139
2	1:03.749	+0.109	13:17:49.888
3	1:04.018	+0.378	13:18:53.906
4	1:04.197	+0.557	13:19:58.103
5	1:04.501	+0.861	13:21:02.604
6	1:04.115	+0.475	13:22:06.719
7	1:03.640		13:23:10.359
8	1:03.716	+0.076	13:24:14.075
9	1:04.566	+0.926	13:25:18.641
10	1:04.190	+0.550	13:26:22.831
11	1:04.492	+0.852	13:27:27.323
12	1:04.164	+0.524	13:28:31.487
13	1:05.862	+2.222	13:29:37.349

Lap	Lap Tm	Diff	Time of Day
(7) Keith Hogg			
1	1:07.594	+6.285	13:16:42.330
2	1:16.212	+14.903	13:17:58.542
3	1:03.492	+2.183	13:19:02.034
4	1:09.426	+8.117	13:20:11.460
5	1:02.305	+0.996	13:21:13.765
6	1:08.899	+7.590	13:22:22.664
7	1:03.125	+1.816	13:23:25.789
8	1:03.506	+2.197	13:24:29.295
9	1:01.309		13:25:30.604
10	1:01.379	+0.070	13:26:31.983
11	1:02.586	+1.277	13:27:34.569
12	1:01.332	+0.023	13:28:35.901
13	1:01.843	+0.534	13:29:37.744

Lap	Lap Tm	Diff	Time of Day
(15) Garrett McKenna			
1	1:09.671	+5.884	13:16:48.374
2	1:05.277	+1.490	13:17:53.651
3	1:04.546	+0.759	13:18:58.197
4	1:05.475	+1.688	13:20:03.672
5	1:05.433	+1.646	13:21:09.105
6	1:04.691	+0.904	13:22:13.796
7	1:04.029	+0.242	13:23:17.825
8	1:04.063	+0.276	13:24:21.888
9	1:04.212	+0.425	13:25:26.100
10	1:04.364	+0.577	13:26:30.464
11	1:04.859	+1.072	13:27:35.323
12	1:03.787		13:28:39.110
13	1:04.366	+0.579	13:29:43.476

Lap	Lap Tm	Diff	Time of Day
(28) Vinny Keogh			
1	1:08.458	+4.252	13:16:43.922
2	1:04.698	+0.492	13:17:48.620
3	1:04.886	+0.680	13:18:53.506
4	1:04.632	+0.426	13:19:58.138
5	1:05.357	+1.151	13:21:03.495
6	1:04.349	+0.143	13:22:07.844
7	1:05.024	+0.818	13:23:12.868
8	1:04.862	+0.656	13:24:17.730
9	1:04.506	+0.300	13:25:22.236
10	1:04.544	+0.338	13:26:26.780
11	1:04.682	+0.476	13:27:31.462
12	1:04.206		13:28:35.668

Lap	Lap Tm	Diff	Time of Day
(10) Tom Foley			
1	1:08.210	+3.943	13:16:44.874
2	1:05.067	+0.800	13:17:49.941
3	1:04.424	+0.157	13:18:54.365
4	1:11.025	+6.758	13:20:05.390
5	1:04.816	+0.549	13:21:10.206
6	1:04.508	+0.241	13:22:14.714
7	1:04.267		13:23:18.981
8	1:05.877	+1.610	13:24:24.858
9	1:05.235	+0.968	13:25:30.093
10	1:04.573	+0.306	13:26:34.666
11	1:04.863	+0.596	13:27:39.529
12	1:04.707	+0.440	13:28:44.236
13	1:04.732	+0.465	13:29:48.968

Lap	Lap Tm	Diff	Time of Day
(18) Sean Kieman			
1	1:21.663	+15.799	13:16:57.875
2	1:07.955	+2.091	13:18:05.830
3	1:07.839	+1.975	13:19:13.669
4	1:06.932	+1.068	13:20:20.601
5	1:05.864		13:21:26.465
6	1:06.503	+0.639	13:22:32.968
7	1:06.900	+1.036	13:23:39.868
8	1:06.850	+0.986	13:24:46.718
9	1:06.761	+0.897	13:25:53.479
10	1:07.339	+1.475	13:27:00.818
11	1:07.172	+1.308	13:28:07.990
12	1:06.644	+0.780	13:29:14.634
13	1:07.838	+1.974	13:30:22.472

Results provisional until the conclusion of judicial and technical matters

Orbits

Chief Timekeeper: D.Bradfield

Clerk of the Course: Chris Edwards

Live timing available at timing.rhwright.co.uk

www.mylaps.com

Licensed to: R.H.Wright Timing



500MRCI Formula Ford Race Meeting

Sorted on Laps

Formula Sheane

Kirkistown 500 MRCI 1.512 miles

Race 2 (R10)

29/07/2023 13:30

Race (12:00 and 1 Laps) started at 13:15:33

Pos	No.	Name	Make	Laps	Total Tm	Best Tm	Best Speed	In Lap	Avg. Speed
1	27	Richard Kearney	1.8 Formula Sheane	13	13:44.907	1:02.328	87.329	3	85.778
2	6	Brendan Carr	1.8 Formula Sheane	13	14:04.203	1:03.640	85.528	7	83.818
3	7	Keith Hogg	1.8 Formula Sheane	13	14:04.598	1:01.309	88.780	9	83.779
4	15	Garrett McKenna	1.8 Formula Sheane	13	14:10.330	1:03.787	85.331	12	83.214
5	28	Vinny Keogh	1.8 Formula Sheane	13	14:13.993	1:04.206	84.774	12	82.857
6	10	Tom Foley	1.8 Formula Sheane	13	14:25.822	1:04.267	84.694	7	81.725
7	18	Sean Kiernan	1.8 Formula Sheane	13	14:49.326	1:05.864	82.640	5	79.565
Not classified									
DNS	44	Mark Keenan	1.8 Formula Sheane				-	0	-
DNS	9	Richard Adams	1.8 Formula Sheane				-	0	-

Announcements

Penalty - Car 10 +10s - False Start (Q12.14)

Margin of Victory	Avg. Speed	Best Lap Tm	Best Speed	Best Lap by
19.296	85.778	1:01.309	88.780	7 - Keith Hogg

Results provisional until the conclusion of judicial and technical matters

Orbits

Chief Timekeeper: D.Bradfield

Clerk of the Course: Chris Edwards

Live timing available at timing.rhwright.co.uk

www.mylaps.com

Licensed to: R.H.Wright Timing

Printed: 29/07/2023 13:31:50



500MRCI Formula Ford Race Meeting


Formula Sheane

Kirkistown 500 MRCI 1.512 miles

Race 2 (R10)

29/07/2023 13:30

Race (12:00 and 1 Laps)



5	10
	9
4	18
	7
3	28
	5
2	44
	3
1	7
	1

6
8
9
6
15
4
27
2

POLE POSITION



Results provisional until the conclusion of judicial and technical matters

Orbits

Chief Timekeeper: D.Bradfield

Clerk of the Course: Chris Edwards

Live timing available at timing.rhwright.co.uk

www.mylaps.com

Licensed to: R.H.Wright Timing

Printed: 28/07/2023 14:12:10



500MRCI Formula Ford Race Meeting


HRCA

Kirkistown 500 MRCI 1.512 miles

Qualifying (Q8)

29/07/2023 09:25

Qualifying started at 9:40:25



Lap	Lap Tm	Diff	Time of Day
(56) John Benson			
1	1:04.836	+2.538	9:43:01.719
2	1:03.912	+1.614	9:44:05.631
3	1:03.404	+1.106	9:45:09.035
4	1:02.881	+0.583	9:46:11.916
5	1:02.596	+0.298	9:47:14.512
6	1:02.298		9:48:16.810
7	1:03.733	+1.435	9:49:20.543
8	1:03.185	+0.887	9:50:23.728
(55) Bernard Foley			
1	1:05.775	+2.935	9:42:55.216
2	1:04.365	+1.525	9:43:59.581
3	1:03.965	+1.125	9:45:03.546
4	1:03.424	+0.584	9:46:06.970
5	1:03.069	+0.229	9:47:10.039
6	1:02.840		9:48:12.879
7	1:09.223	+6.383	9:49:22.102
8	1:04.241	+1.401	9:50:26.343
(26) David Kelly			
1	1:07.607	+3.326	9:43:03.047
2	1:04.428	+0.147	9:44:07.475
3	1:04.991	+0.710	9:45:12.466
4	1:06.296	+2.015	9:46:18.762
5	1:04.281		9:47:23.043
6	1:04.771	+0.490	9:48:27.814
7	1:05.508	+1.227	9:49:33.322
8	1:06.678	+2.397	9:50:40.000
(28) Gareth Thompson			
1	1:12.831	+8.119	9:43:13.381
2	1:10.500	+5.788	9:44:23.881
3	1:06.583	+1.871	9:45:30.464
4	1:05.418	+0.706	9:46:35.882
5	1:04.712		9:47:40.594
6	1:06.478	+1.766	9:48:47.072
7	1:05.476	+0.764	9:49:52.548
8	1:05.454	+0.742	9:50:58.002
(23) Jackie Cochrane			
1	1:11.699	+6.584	9:43:34.465
p2	1:36.416	+31.301	9:45:10.881
3	1:10.872	+5.757	9:46:21.753
4	1:05.115		9:47:26.868
(147) Steven Kelly			
1	1:10.397	+2.971	9:43:21.825
2	1:09.544	+2.118	9:44:31.369
3	1:08.170	+0.744	9:45:39.539
4	1:07.426		9:46:46.965
5	1:07.879	+0.453	9:47:54.844
6	1:08.199	+0.773	9:49:03.043
7	1:07.662	+0.236	9:50:10.705
(3) Mark Russell			
1	1:12.920	+3.357	9:43:12.692
2	1:11.236	+1.673	9:44:23.928
3	1:09.563		9:45:33.491
4	1:09.954	+0.391	9:46:43.445
5	1:10.549	+0.986	9:47:53.994
6	1:11.184	+1.621	9:49:05.178
7	1:10.447	+0.884	9:50:15.625
(72) Wolfgang Schnittger			
1	1:16.534	+3.180	9:43:34.908
2	1:14.515	+1.161	9:44:49.423
3	1:14.097	+0.743	9:46:03.520
4	1:16.419	+3.065	9:47:19.939
5	1:15.320	+1.966	9:48:35.259
6	1:13.354		9:49:48.613
(99) Edward Kinirons			

Lap	Lap Tm	Diff	Time of Day
1	1:15.891	+1.868	9:43:14.880
2	1:14.023		9:44:28.903
p3	3:07.841	+1:53.818	9:47:36.744
(88) Conor Cooke			
1	1:14.859	+0.367	9:43:27.181
2	1:14.512	+0.020	9:44:41.693
3	1:14.492		9:45:56.185
4	1:20.596	+6.104	9:47:16.781
5	1:14.799	+0.307	9:48:31.580
(6) Edmund Cassidy			
1	1:35.236	+19.875	9:43:53.341
2	1:18.404	+3.043	9:45:11.745
3	1:18.080	+2.719	9:46:29.825
4	1:17.539	+2.178	9:47:47.364
5	1:17.330	+1.969	9:49:04.694
6	1:15.361		9:50:20.055

Results provisional until the conclusion of judicial and technical matters

Orbits

Chief Timekeeper: D.Bradfield

Clerk of the Course: Chris Edwards

Live timing available at timing.rhwright.co.uk

www.mylaps.com

Licensed to: R.H.Wright Timing



R.H.Wright Timing

500MRCI Formula Ford Race Meeting

Sorted on best lap time

HRCA

Kirkistown 500 MRCI 1.512 miles

Qualifying (Q8)

29/07/2023 09:25

Qualifying started at 9:40:25

Pos	No.	Name	Make	Best Tm	Diff	In Lap	Best Speed	2nd Best	2nd Lap
1	56	John Benson	2.0 Crossle 37S	1:02.298		6	87.371	1:02.596	5
2	55	Bernard Foley	2.0 Crossle 47S	1:02.840	0.542	6	86.617	1:03.069	5
3	26	David Kelly	2.0 Crossle 9S	1:04.281	1.983	5	84.675	1:04.428	2
4	28	Gareth Thompson	3.5 MGB GT V8	1:04.712	2.414	5	84.111	1:05.418	4
5	23	Jackie Cochrane	4.7 Sunbeam Tiger	1:05.115	2.817	4	83.591	1:11.699	1
6	147	Steven Kelly	1.6 Mallock Mk 23	1:07.426	5.128	4	80.726	1:07.662	7
7	3	Mark Russell	3.8 Jaguar E	1:09.563	7.265	3	78.246	1:09.954	4
8	72	Wolfgang Schnittger	1.4 MG Midget	1:13.354	11.056	6	74.202	1:14.097	3
9	999	Edward Kinirons	2.0 Escort RS2000	1:14.023	11.725	2	73.531	1:15.891	1
10	88	Conor Cooke	1.3 MG Midget	1:14.492	12.194	3	73.069	1:14.512	2
11	6	Edmund Cassidy	4.2 Sunbeam Tiger	1:15.361	13.063	6	72.226	1:17.330	5
12	47	Clive Brandon	2.0 Lotus Europa			0	-		0

Results provisional until the conclusion of judicial and technical matters

Orbits

Chief Timekeeper: D.Bradfield

Clerk of the Course: Chris Edwards

Live timing available at timing.rhwright.co.uk

www.mylaps.com

Licensed to: R.H.Wright Timing

Printed: 29/07/2023 09:52:19



500MRCI Formula Ford Race Meeting


HRCA

Kirkistown 500 MRCI 1.512 miles

Race 1 (R8)

29/07/2023 12:30

Race (12:00 and 1 Laps) started at 12:32:36



Lap	Lap Tm	Diff	Time of Day
(26) David Kelly			
1	1:09.671	+5.873	12:33:49.564
2	1:05.108	+1.310	12:34:54.672
3	1:05.382	+1.584	12:36:00.054
4	1:06.609	+2.811	12:37:06.663
5	1:09.569	+5.771	12:38:16.232
6	1:09.745	+5.947	12:39:25.977
7	1:06.938	+3.140	12:40:32.915
8	1:04.064	+0.266	12:41:36.979
9	1:03.798		12:42:40.777
10	1:04.167	+0.369	12:43:44.944
11	1:04.461	+0.663	12:44:49.405
12	1:05.634	+1.836	12:45:55.039

Lap	Lap Tm	Diff	Time of Day
(56) John Benson			
1	1:09.144	+4.843	12:33:48.373
2	1:05.733	+1.432	12:34:54.106
3	1:05.452	+1.151	12:35:59.558
4	1:05.355	+1.054	12:37:04.913
5	1:08.088	+3.787	12:38:13.001
6	1:11.529	+7.228	12:39:24.530
7	1:08.761	+4.460	12:40:33.291
8	1:06.258	+1.957	12:41:39.549
9	1:05.938	+1.637	12:42:45.487
10	1:04.592	+0.291	12:43:50.079
11	1:04.301		12:44:54.380
12	1:05.578	+1.277	12:45:59.958

Lap	Lap Tm	Diff	Time of Day
(55) Bernard Foley			
1	1:09.848	+5.721	12:33:48.888
2	1:05.583	+1.456	12:34:54.471
3	1:04.983	+0.856	12:35:59.454
4	1:06.809	+2.682	12:37:06.263
5	1:09.449	+5.322	12:38:15.712
6	1:09.884	+5.757	12:39:25.596
7	1:08.058	+3.931	12:40:33.654
8	1:06.439	+2.312	12:41:40.093
9	1:05.983	+1.856	12:42:46.076
10	1:04.127		12:43:50.203
11	1:04.643	+0.516	12:44:54.846
12	1:05.607	+1.480	12:46:00.453

Lap	Lap Tm	Diff	Time of Day
(28) Gareth Thompson			
1	1:11.566	+4.087	12:33:51.270
2	1:08.007	+0.528	12:34:59.277
3	1:08.841	+1.362	12:36:08.118
4	1:09.576	+2.097	12:37:17.694
5	1:14.632	+7.153	12:38:32.326
6	1:11.953	+4.474	12:39:44.279
7	1:08.826	+1.347	12:40:53.105
8	1:07.891	+0.412	12:42:00.996
9	1:07.479		12:43:08.475
10	1:08.216	+0.737	12:44:16.691
11	1:07.687	+0.208	12:45:24.378
12	1:07.991	+0.512	12:46:32.369

Lap	Lap Tm	Diff	Time of Day
(147) Steven Kelly			
1	1:13.594	+5.755	12:33:53.347
2	1:07.839		12:35:01.186
3	1:08.613	+0.774	12:36:09.799
4	1:09.123	+1.284	12:37:18.922
5	1:12.192	+4.353	12:38:31.114
6	1:17.441	+9.602	12:39:48.555
7	1:08.762	+0.923	12:40:57.317
8	1:09.599	+1.760	12:42:06.916
9	1:10.854	+3.015	12:43:17.770
10	1:10.759	+2.920	12:44:28.529
11	1:13.041	+5.202	12:45:41.570
12	1:10.046	+2.207	12:46:51.616

Lap	Lap Tm	Diff	Time of Day
(3) Mark Russel			
1	1:15.806	+5.240	12:33:56.925
2	1:11.976	+1.410	12:35:08.901

Lap	Lap Tm	Diff	Time of Day
3	1:10.924	+0.358	12:36:19.825
4	1:12.666	+2.100	12:37:32.491
5	1:15.999	+5.433	12:38:48.490
6	1:15.068	+4.502	12:40:03.558
7	1:13.543	+2.977	12:41:17.101
8	1:11.750	+1.184	12:42:28.851
9	1:10.566		12:43:39.417
10	1:11.084	+0.518	12:44:50.501
11	1:13.484	+2.918	12:46:03.985

Lap	Lap Tm	Diff	Time of Day
(999) Edward Kinions			
1	1:19.566	+6.756	12:34:00.604
2	1:16.668	+3.858	12:35:17.272
3	1:16.298	+3.488	12:36:33.570
4	1:15.292	+2.482	12:37:48.862
5	1:17.939	+5.129	12:39:06.801
6	1:16.624	+3.814	12:40:23.425
7	1:15.804	+2.994	12:41:39.229
8	1:14.527	+1.717	12:42:53.756
9	1:13.295	+0.485	12:44:07.051
10	1:12.810		12:45:19.861
11	1:13.086	+0.276	12:46:32.947

Lap	Lap Tm	Diff	Time of Day
(72) Wolfgang Schnittger			
1	1:19.087	+5.404	12:33:59.677
2	1:15.190	+1.507	12:35:14.867
3	1:14.852	+1.169	12:36:29.719
4	1:15.598	+1.915	12:37:45.317
5	1:20.872	+7.189	12:39:06.189
6	1:17.138	+3.455	12:40:23.327
7	1:16.521	+2.838	12:41:39.848
8	1:14.517	+0.834	12:42:54.365
9	1:13.683		12:44:08.048
10	1:15.010	+1.327	12:45:23.058
11	1:16.390	+2.707	12:46:39.448

Lap	Lap Tm	Diff	Time of Day
(88) Conor Cooke			
1	1:19.623	+5.684	12:34:00.553
2	1:16.360	+2.421	12:35:16.913
3	1:18.309	+4.370	12:36:35.222
4	1:16.844	+2.905	12:37:52.066
5	1:17.396	+3.457	12:39:09.462
6	1:16.971	+3.032	12:40:26.433
7	1:13.939		12:41:40.372
8	1:15.916	+1.977	12:42:56.288
9	1:15.407	+1.468	12:44:11.695
10	1:15.612	+1.673	12:45:27.307
11	1:15.665	+1.726	12:46:42.972

Lap	Lap Tm	Diff	Time of Day
(6) Edmund Cassidy			
1	1:19.363	+5.505	12:34:01.528
2	1:14.667	+0.809	12:35:16.195
3	1:15.134	+1.276	12:36:31.329
4	1:13.858		12:37:45.187
5	1:19.462	+5.604	12:39:04.649
6	1:16.221	+2.363	12:40:20.870
7	1:16.508	+2.650	12:41:37.378
8	1:17.465	+3.607	12:42:54.843
9	1:32.011	+18.153	12:44:26.854
10	1:21.683	+7.825	12:45:48.537
11	1:22.794	+8.936	12:47:11.331

Results provisional until the conclusion of judicial and technical matters

Orbits

Chief Timekeeper: D.Bradfield

Clerk of the Course: Chris Edwards

Live timing available at timing.rhwright.co.uk

www.mylaps.com

Licensed to: R.H.Wright Timing



500MRCI Formula Ford Race Meeting

Sorted on Laps

HRCA

Kirkistown 500 MRCI 1.512 miles

Race 1 (R8)

29/07/2023 12:30

Race (12:00 and 1 Laps) started at 12:32:36

Pos	No.	Name	Make	Laps	Total Tm	Best Tm	Best Speed	In Lap	Avg. Speed
1	26	David Kelly	2.0 Crossle 9S	12	13:18.211	1:03.798	85.316	9	81.828
2	56	John Benson	2.0 Crossle 37S	12	13:23.130	1:04.301	84.649	11	81.327
3	55	Bernard Foley	2.0 Crossle 47S	12	13:23.625	1:04.127	84.879	10	81.277
4	28	Gareth Thompson	3.5 MGB GT V8	12	14:05.541	1:07.479	80.662	9	77.248
5	147	Steven Kelly	1.6 Mallock Mk 23	12	14:14.788	1:07.839	80.234	2	76.412
6	3	Mark Russell	3.8 Jaguar E	11	13:27.157	1:10.566	77.134	9	74.178
7	999	Edward Kinirons	2.0 Escort RS2000	11	13:56.119	1:12.810	74.756	10	71.608
8	72	Wolfgang Schnittger	1.4 MG Midget	11	14:02.620	1:13.683	73.871	9	71.056
9	88	Conor Cooke	1.3 MG Midget	11	14:06.144	1:13.939	73.615	7	70.760
10	6	Edmund Cassidy	4.2 Sunbeam Tiger	11	14:34.503	1:13.858	73.696	4	68.465

Not classified

DNS	23	Jackie Cochrane	4.7 Sunbeam Tiger					0	
-----	----	-----------------	-------------------	--	--	--	--	---	--

Announcements

Penalty - Car 28 +10s - False Start (Q12.14)

Margin of Victory	Avg. Speed	Best Lap Tm	Best Speed	Best Lap by
4.919	81.828	1:03.798	85.316	26 - David Kelly

Results provisional until the conclusion of judicial and technical matters

Orbits

Chief Timekeeper: D.Bradfield

Clerk of the Course: Chris Edwards

Live timing available at timing.rhwright.co.uk

www.mylaps.com

Licensed to: R.H.Wright Timing

Printed: 29/07/2023 12:47:42



R.H.Wright Timing

500MRCI Formula Ford Race Meeting


HRCA

Kirkistown 500 MRCI 1.512 miles

Race 1 (R8)

29/07/2023 12:30

Race (12:00 and 1 Laps)



6	6	47
	11	12
5	999	88
	9	10
4	3	72
	7	8
3	23	147
	5	6
2	26	28
	3	4
1	56	55
	1	2

POLE POSITION



Results provisional until the conclusion of judicial and technical matters

Orbits

Chief Timekeeper: D.Bradfield

Clerk of the Course: Chris Edwards

Live timing available at timing.rhwright.co.uk

www.mylaps.com

Licensed to: R.H.Wright Timing

Printed: 29/07/2023 09:53:03



500MRCI Formula Ford Race Meeting


HRCA

Kirkistown 500 MRCI 1.512 miles

Race 2 (R16)

29/07/2023 16:25

Race (12:00 and 1 Laps) started at 15:59:19



Lap	Lap Tm	Diff	Time of Day
(28) Gareth Thompson			
1	1:42.224	+24.247	16:01:03.279
2	1:30.250	+12.273	16:02:33.529
3	1:34.358	+16.381	16:04:07.887
4	1:21.317	+3.340	16:05:29.204
5	1:21.532	+3.555	16:06:50.736
6	1:19.438	+1.461	16:08:10.174
7	1:20.167	+2.190	16:09:30.341
8	1:17.977		16:10:48.318
9	1:20.427	+2.450	16:12:08.745
10	1:19.824	+1.847	16:13:28.569

Lap	Lap Tm	Diff	Time of Day
(147) Steven Kelly			
1	1:55.515	+39.584	16:01:24.974
2	1:35.725	+19.794	16:03:00.699
3	1:31.040	+15.109	16:04:31.739
4	1:17.812	+1.881	16:05:49.551
5	1:19.169	+3.238	16:07:08.720
6	1:17.298	+1.367	16:08:26.018
7	1:29.677	+13.746	16:09:55.695
8	1:15.931		16:11:11.626
9	1:16.662	+0.751	16:12:28.308
10	1:17.173	+1.242	16:13:45.481

Lap	Lap Tm	Diff	Time of Day
(72) Wolfgang Schnittger			
1	1:43.203	+22.060	16:01:06.553
2	1:29.415	+8.272	16:02:35.968
3	1:33.056	+11.913	16:04:09.024
4	1:24.485	+3.342	16:05:33.509
5	1:23.173	+2.030	16:06:56.682
6	1:22.105	+0.962	16:08:18.787
7	1:21.826	+0.683	16:09:40.613
8	1:21.143		16:11:01.756
9	1:24.640	+3.497	16:12:26.396
10	1:23.234	+2.091	16:13:49.630

Lap	Lap Tm	Diff	Time of Day
(88) Conor Cooke			
1	1:43.920	+22.515	16:01:08.293
2	1:30.319	+8.914	16:02:38.612
3	1:32.002	+10.597	16:04:10.614
4	1:24.612	+3.207	16:05:35.226
5	1:22.760	+1.355	16:06:57.986
6	1:22.916	+1.511	16:08:20.902
7	1:22.108	+0.703	16:09:43.010
8	1:21.405		16:11:04.415
9	1:24.572	+3.167	16:12:28.987
10	1:22.478	+1.073	16:13:51.465

Lap	Lap Tm	Diff	Time of Day
(3) Mark Russell			
1	1:37.921	+16.197	16:01:28.628
2	1:33.116	+11.392	16:03:01.744
3	1:31.178	+9.454	16:04:32.922
4	1:25.783	+4.059	16:05:58.705
5	1:23.655	+1.931	16:07:22.360
6	1:22.586	+0.862	16:08:44.946
7	1:22.336	+0.612	16:10:07.282
8	1:23.236	+1.512	16:11:30.518
9	1:21.724		16:12:52.242
10	1:22.352	+0.628	16:14:14.594

Lap	Lap Tm	Diff	Time of Day
(99) Edward Kinirons			
1	1:57.207	+33.013	16:01:23.268
2	1:33.372	+9.178	16:02:56.640
3	1:32.562	+8.368	16:04:29.202
4	1:28.553	+4.359	16:05:57.755
5	1:24.685	+0.491	16:07:22.440
6	1:26.520	+2.326	16:08:48.960
7	1:24.194		16:10:13.154
8	1:30.826	+6.632	16:11:43.980
9	1:25.776	+1.582	16:13:09.756
10	1:24.669	+0.475	16:14:34.425

Lap	Lap Tm	Diff	Time of Day
(6) Edmund Cassidy			

Lap	Lap Tm	Diff	Time of Day
1	1:56.684	+33.334	16:01:24.424
2	1:35.790	+12.440	16:03:00.214
3	1:31.424	+8.074	16:04:31.638
4	1:29.151	+5.801	16:06:00.789
5	1:25.670	+2.320	16:07:26.459
6	1:23.365	+0.015	16:08:49.824
7	1:23.350		16:10:13.174
8	2:01.867	+38.517	16:12:15.041
9	1:29.346	+5.996	16:13:44.387

Lap	Lap Tm	Diff	Time of Day
-----	--------	------	-------------

Results provisional until the conclusion of judicial and technical matters

Orbits

Chief Timekeeper: D.Bradfield

Clerk of the Course: Chris Edwards

Live timing available at timing.rhwright.co.uk

www.mylaps.com

Licensed to: R.H.Wright Timing

Printed: 30/07/2023 16:04:53



500MRCI Formula Ford Race Meeting

Sorted on Laps

HRCA

Kirkistown 500 MRCI 1.512 miles

Race 2 (R16)

29/07/2023 16:25

Race (12:00 and 1 Laps) started at 15:59:19

Pos	No.	Name	Make	Laps	Total Tm	Best Tm	Best Speed	In Lap	Avg. Speed
1	28	Gareth Thompson	3.5 MGB GT V8	10	14:09.157	1:17.977	69.803	8	64.099
2	147	Steven Kelly	1.6 Mallock Mk 23	10	14:26.069	1:15.931	71.684	8	62.847
3	72	Wolfgang Schnittger	1.4 MG Midget	10	14:30.218	1:21.143	67.079	8	62.548
4	88	Conor Cooke	1.3 MG Midget	10	14:32.053	1:21.405	66.863	8	62.416
5	3	Mark Russell	3.8 Jaguar E	10	14:55.182	1:21.724	66.602	9	60.804
6	999	Edward Kinirons	2.0 Escort RS2000	10	15:15.013	1:24.194	64.649	7	59.486
7	6	Edmund Cassidy	4.2 Sunbeam Tiger	9	14:24.975	1:23.350	65.303	7	56.634

Not classified

DNS	56	John Benson	2.0 Crossle 37S				-	0	-
DNS	55	Bernard Foley	2.0 Crossle 47S				-	0	-
DNS	26	David Kelly	2.0 Crossle 9S				-	0	-
DNS	23	Jackie Cochrane	4.7 Sunbean Tiger				-	0	-

Announcements

Race started under Safety Car due to track conditions

Margin of Victory	Avg. Speed	Best Lap Tm	Best Speed	Best Lap by
16.912	64.099	1:15.931	71.684	147 - Steven Kelly

Results provisional until the conclusion of judicial and technical matters

Orbits

Chief Timekeeper: D.Bradfield

Clerk of the Course: Chris Edwards

Live timing available at timing.rhwright.co.uk

www.mylaps.com

Licensed to: R.H.Wright Timing

Printed: 29/07/2023 16:14:51



500MRCI Formula Ford Race Meeting


HRCA

Kirkistown 500 MRCI 1.512 miles

Race 2 (R16)

29/07/2023 16:25


Race (12:00 and 1 Laps)



6	6
	11
5	88
	9
4	23
	7
3	147
	5
2	26
	3
1	56
	1

47
12
999
10
72
8
3
6
28
4
55
2

POLE POSITION



Results provisional until the conclusion of judicial and technical matters

Orbits

Chief Timekeeper: D.Bradfield

Clerk of the Course: Chris Edwards

Live timing available at timing.rhwright.co.uk

www.mylaps.com

Licensed to: R.H.Wright Timing

Printed: 29/07/2023 09:53:55



500MRCI Formula Ford Race Meeting


Libre Saloons/GT

Kirkistown 500 MRCI 1.512 miles

Qualifying (Q6)

28/07/2023 15:50

Qualifying started at 15:08:26



Lap	Lap Tm	Diff	Time of Day
(633) Peter Baxter			
1	1:04.558	+3.876	15:11:00.756
2	1:02.429	+1.747	15:12:03.185
3	1:01.754	+1.072	15:13:04.939
4	1:00.682		15:14:05.621
5	1:01.489	+0.807	15:15:07.110
6	1:04.858	+4.176	15:16:11.968
7	1:01.338	+0.656	15:17:13.306
8	1:01.332	+0.650	15:18:14.638
(6) Gavin Stanfield			
1	1:07.392	+5.849	15:11:10.334
2	1:02.086	+0.543	15:12:12.420
3	1:02.380	+0.837	15:13:14.800
4	1:02.540	+0.997	15:14:17.340
5	1:03.005	+1.462	15:15:20.345
6	1:01.938	+0.395	15:16:22.283
7	1:02.098	+0.555	15:17:24.381
8	1:01.543		15:18:25.924
9	1:03.087	+1.544	15:19:29.011
(212) Gareth Blaine			
1	1:08.417	+5.021	15:11:00.875
2	1:04.922	+1.526	15:12:05.797
3	1:03.562	+0.166	15:13:09.359
4	1:04.212	+0.816	15:14:13.571
5	1:03.455	+0.059	15:15:17.026
6	1:03.396		15:16:20.422
7	1:04.816	+1.420	15:17:25.238
8	1:03.835	+0.439	15:18:29.073
9	1:15.987	+12.591	15:19:45.060
(34) David McMinn			
1	1:07.902	+1.953	15:10:55.934
2	1:07.032	+1.083	15:12:02.966
3	1:06.386	+0.437	15:13:09.352
4	1:06.668	+0.719	15:14:16.020
5	1:06.315	+0.366	15:15:22.335
6	1:07.054	+1.105	15:16:29.389
7	1:05.949		15:17:35.338
8	1:06.680	+0.731	15:18:42.018
(48) Paul McAlinden			
1	1:11.780	+2.957	15:11:24.663
2	1:08.823		15:12:33.486
(2) Greer Wray			
1	1:24.009	+14.205	15:10:20.943
2	1:13.157	+3.353	15:11:34.100
3	1:10.884	+1.080	15:12:44.984
4	1:10.265	+0.461	15:13:55.249
5	1:09.977	+0.173	15:15:05.226
6	1:10.154	+0.350	15:16:15.380
7	1:09.804		15:17:25.184
8	1:10.119	+0.315	15:18:35.303
(31) Keith Wray			
1	1:20.239	+10.155	15:10:08.925
2	1:13.944	+3.860	15:11:22.869
3	1:11.294	+1.210	15:12:34.163
4	1:11.613	+1.529	15:13:45.776
5	1:10.893	+0.809	15:14:56.669
6	1:10.476	+0.392	15:16:07.145
7	1:10.084		15:17:17.229
8	1:10.949	+0.865	15:18:28.178
9	1:10.342	+0.258	15:19:38.520
(22) John Linnane			
1	1:27.906	+17.754	15:10:08.091
2	1:17.876	+7.724	15:11:25.967
3	1:14.348	+4.196	15:12:40.315
4	1:12.532	+2.380	15:13:52.847
5	1:11.816	+1.664	15:15:04.663

Lap	Lap Tm	Diff	Time of Day
6	1:11.908	+1.756	15:16:16.571
7	1:10.517	+0.365	15:17:27.088
8	1:10.152		15:18:37.240
(55) John Cardoo			
1	1:27.235	+17.062	15:09:58.330
2	1:13.119	+2.946	15:11:11.449
3	1:10.361	+0.188	15:12:21.810
4	1:10.764	+0.591	15:13:32.574
5	1:10.423	+0.250	15:14:42.997
6	1:10.173		15:15:53.170
7	2:28.034	+1:17.861	15:18:21.204
p8	6.973	-1:03.200	15:18:28.177
9	1:20.408	+10.235	15:19:48.585

Results provisional until the conclusion of judicial and technical matters

Orbits

Chief Timekeeper: D.Bradfield

Clerk of the Course: Chris Edwards

Live timing available at timing.rhwright.co.uk

www.mylaps.com

Licensed to: R.H.Wright Timing



500MRCI Formula Ford Race Meeting

Sorted on best lap time

Libre Saloons/GT

Kirkistown 500 MRCI 1.512 miles

Qualifying (Q6)

28/07/2023 15:50

Qualifying started at 15:08:26

Pos	No.	Name	Make	Best Tm	Diff	In Lap	Best Speed	2nd Best	2nd Lap
GT									
1	48	Paul McAlinden	2.0 SHP Supercar	1:08.823		2	79.087	1:11.780	1
2	22	John Linnane	2.0 SHP Supercar	1:10.152	1.329	8	77.589	1:10.517	7
3	55	John Cardoo	2.0 SHP Wildcat	1:10.173	1.350	6	77.566	1:10.361	3
4	49	Philip Jones	2.0 SHP Supercar			0	-		0
5	65	Stephen Conn	2.0 SHP Wildcat			0	-		0
6	333	John Newport	2.0 SHP Wildcat			0	-		0
Libre Saloons									
1	633	Peter Baxter	2.0 SEAT Leon	1:00.682		4	89.697	1:01.332	8
2	6	Gavin Stanfield	2.1 Subaru Impreza	1:01.543	0.861	8	88.443	1:01.938	6
3	212	Gareth Blaine	2.0 SEAT Leon	1:03.396	2.714	6	85.857	1:03.455	5
4	34	David McMinn	1.9d SEAT Ibiza	1:05.949	5.267	7	82.534	1:06.315	5
5	2	Greer Wray	3.0 BMW 330i	1:09.804	9.122	7	77.976	1:09.977	5
6	31	Keith Wray	3.0 BMW 330i	1:10.084	9.402	7	77.664	1:10.342	9

Results provisional until the conclusion of judicial and technical matters

Orbits

Chief Timekeeper: D.Bradfield

Clerk of the Course: Chris Edwards

Live timing available at timing.rhwright.co.uk

www.mylaps.com

Licensed to: R.H.Wright Timing



500MRCI Formula Ford Race Meeting


Libre Saloons/GT

Kirkistown 500 MRCI 1.512 miles

Race 1 (R9)

29/07/2023 13:00

Race (12:00 and 1 Laps) started at 12:54:59



Lap	Lap Tm	Diff	Time of Day
(6) Gavin Stanfield			
1	1:07.409	+6.274	12:56:09.057
2	1:02.228	+1.093	12:57:11.285
3	1:02.132	+0.997	12:58:13.417
4	1:01.324	+0.189	12:59:14.741
5	1:01.242	+0.107	13:00:15.983
6	1:01.135		13:01:17.118
7	1:02.136	+1.001	13:02:19.254
8	1:03.298	+2.163	13:03:22.552
9	1:02.846	+1.711	13:04:25.398
10	1:02.130	+0.995	13:05:27.528
11	1:02.246	+1.111	13:06:29.774
12	1:02.186	+1.051	13:07:31.960
13	1:02.171	+1.036	13:08:34.131
(212) Gareth Blaine			
1	1:08.502	+4.866	12:56:11.134
2	1:03.718	+0.082	12:57:14.852
3	1:03.740	+0.104	12:58:18.592
4	1:03.636		12:59:22.228
5	1:03.817	+0.181	13:00:26.045
6	1:03.863	+0.227	13:01:29.908
7	1:04.763	+1.127	13:02:34.671
8	1:04.881	+1.245	13:03:39.552
9	1:05.422	+1.786	13:04:44.974
10	1:05.375	+1.739	13:05:50.349
11	1:05.698	+2.062	13:06:56.047
12	1:06.109	+2.473	13:08:02.156
13	1:05.284	+1.648	13:09:07.440
(34) David McMinn			
1	1:10.972	+4.892	12:56:13.480
2	1:06.392	+0.312	12:57:19.872
3	1:06.295	+0.215	12:58:26.167
4	1:06.334	+0.254	12:59:32.501
5	1:06.213	+0.133	13:00:38.714
6	1:06.080		13:01:44.794
7	1:06.462	+0.382	13:02:51.256
8	1:06.637	+0.557	13:03:57.893
9	1:06.945	+0.865	13:05:04.838
10	1:06.289	+0.209	13:06:11.127
11	1:07.189	+1.109	13:07:18.316
12	1:07.704	+1.624	13:08:26.020
13	1:06.978	+0.898	13:09:32.998
(633) Peter Baxter			
p1	1:39.098	+37.835	12:57:06.590
2	1:08.946	+7.683	12:58:15.536
3	1:01.340	+0.077	12:59:16.876
4	1:01.666	+0.403	13:00:18.542
5	1:01.263		13:01:19.805
6	1:02.466	+1.203	13:02:22.271
7	1:02.026	+0.763	13:03:24.297
8	1:02.052	+0.789	13:04:26.349
9	1:01.720	+0.457	13:05:28.069
10	1:02.417	+1.154	13:06:30.486
11	1:01.970	+0.707	13:07:32.456
12	1:02.126	+0.863	13:08:34.582
(49) Philip Jones			
1	1:13.911	+5.420	12:56:17.750
2	1:08.673	+0.182	12:57:26.423
3	1:09.255	+0.764	12:58:35.678
4	1:08.694	+0.203	12:59:44.372
5	1:09.391	+0.900	13:00:53.763
6	1:08.868	+0.377	13:02:02.631
7	1:08.638	+0.147	13:03:11.269
8	1:08.491		13:04:19.760
9	1:08.912	+0.421	13:05:28.672
10	1:09.270	+0.779	13:06:37.942
11	1:08.936	+0.445	13:07:46.878
12	1:09.712	+1.221	13:08:56.590

Lap	Lap Tm	Diff	Time of Day
(31) Keith Wray			
1	1:16.374	+6.224	12:56:20.039
2	1:10.503	+0.353	12:57:30.542
3	1:11.556	+1.406	12:58:42.098
4	1:10.233	+0.083	12:59:52.331
5	1:10.283	+0.133	13:01:02.614
6	1:10.150		13:02:12.764
7	1:11.852	+1.702	13:03:24.616
8	1:12.506	+2.356	13:04:37.122
9	1:11.430	+1.280	13:05:48.552
10	1:12.432	+2.282	13:07:00.984
11	1:12.268	+2.118	13:08:13.252
12	1:12.391	+2.241	13:09:25.643
(2) Greer Wray			
1	1:16.083	+5.733	12:56:18.758
2	1:11.386	+1.036	12:57:30.144
3	1:10.778	+0.428	12:58:40.922
4	1:10.377	+0.027	12:59:51.299
5	1:10.350		13:01:01.649
6	1:10.623	+0.273	13:02:12.272
7	1:11.233	+0.883	13:03:23.505
8	1:34.799	+24.449	13:04:58.304
9	1:12.463	+2.113	13:06:10.767
10	1:18.007	+7.657	13:07:28.774
11	1:22.203	+11.853	13:08:50.977
(55) John Cardoo			
1	1:28.030	+18.398	12:56:32.225
2	1:11.195	+1.563	12:57:43.420
3	1:11.222	+1.590	12:58:54.642
4	1:10.255	+0.623	13:00:04.897
5	1:10.969	+1.337	13:01:15.866
6	1:11.890	+2.258	13:02:27.756
p7	3:06.529	+1:56.897	13:05:34.285
8	1:15.192	+5.560	13:06:49.477
9	1:09.632		13:07:59.109
10	1:12.404	+2.772	13:09:11.513
(22) John Linnane			
1	1:33.115	+24.461	12:56:36.822
2	1:11.373	+2.719	12:57:48.195
3	1:09.984	+1.330	12:58:58.179
4	1:08.963	+0.309	13:00:07.142
5	1:08.654		13:01:15.796
6	1:09.205	+0.551	13:02:25.001
7	1:10.065	+1.411	13:03:35.066
8	1:11.110	+2.456	13:04:46.176
9	1:09.174	+0.520	13:05:55.350
(48) Paul McAlinden			
1	1:11.289	+4.294	12:56:14.634
2	1:07.573	+0.578	12:57:22.207
3	1:07.222	+0.227	12:58:29.429
4	1:07.003	+0.008	12:59:36.432
5	1:06.995		13:00:43.427
6	1:08.137	+1.142	13:01:51.564
7	1:08.164	+1.169	13:02:59.728
8	1:08.017	+1.022	13:04:07.745

Results provisional until the conclusion of judicial and technical matters

Orbits

Chief Timekeeper: D.Bradfield

Clerk of the Course: Chris Edwards

Live timing available at timing.rhwright.co.uk

www.mylaps.com

Licensed to: R.H.Wright Timing





R.H.Wright Timing

500MRCI Formula Ford Race Meeting

Sorted on Laps

Libre Saloons/GT

Kirkistown 500 MRCI 1.512 miles

Race 1 (R9)

29/07/2023 13:00

Race (12:00 and 1 Laps) started at 12:54:59

Pos	No.	Name	Make	Laps	Total Tm	Best Tm	Best Speed	In Lap	Avg. Speed
GT									
1	49	Philip Jones	2.0 SHP Supercar	12	13:57.092	1:08.491	79.471	8	78.028
2	55	John Cardoo	2.0 SHP Wildcat	10	14:12.015	1:09.632	78.168	9	63.884
Not classified									
DNF	22	John Linnane	2.0 SHP Supercar	9	10:55.852	1:08.654	79.282	5	74.692
DNF	48	Paul McAlinden	2.0 SHP Supercar	8	9:08.247	1:06.995	81.245	5	79.424
DNF	65	Stephen Conn	2.0 SHP Wildcat		5.112		-	0	-
Libre Saloons									
1	6	Gavin Stanfield	2.1 Subaru Impreza	13	13:34.633	1:01.135	89.033	6	86.860
2	212	Gareth Blaine	2.0 SEAT Leon	13	14:07.942	1:03.636	85.534	4	83.448
3	34	David McMinn	1.9d SEAT Ibiza	13	14:33.500	1:06.080	82.370	6	81.007
4	633	Peter Baxter	2.0 SEAT Leon	12	13:35.084	1:01.263	88.847	5	80.134
5	31	Keith Wray	3.0 BMW 330i	12	14:26.145	1:10.150	77.591	6	75.410
6	2	Greer Wray	3.0 BMW 330i	11	13:51.479	1:10.350	77.371	5	72.008

Margin of Victory

Avg. Speed

Best Lap Tm

Best Speed

Best Lap by

33.309

86.860

1:01.135

89.033

6 - Gavin Stanfield

Results provisional until the conclusion of judicial and technical matters

Orbits

Chief Timekeeper: D.Bradfield

Clerk of the Course: Chris Edwards

Live timing available at timing.rhwright.co.uk

www.mylaps.com

Licensed to: R.H.Wright Timing

Printed: 29/07/2023 13:10:21



R.H.Wright Timing

500MRCI Formula Ford Race Meeting

Libre Saloons/GT

Kirkistown 500 MRCI 1.512 miles

Race 1 (R9)

29/07/2023 13:00

Race (12:00 and 1 Laps)

6	65 11	333 12
5	55 9	49 10
4	31 7	22 8
3	48 5	2 6
2	212 3	34 4
1	633 1	6 2

POLE POSITION

Results provisional until the conclusion of judicial and technical matters

Orbits

Chief Timekeeper: D.Bradfield

Clerk of the Course: Chris Edwards

Live timing available at timing.rhwright.co.uk

www.mylaps.com

Licensed to: R.H.Wright Timing

Printed: 28/07/2023 15:23:27



500MRCI Formula Ford Race Meeting


Mini Coopers

Kirkistown 500 MRCI 1.512 miles

Qualifying (Q3)

28/07/2023 13:50

Qualifying started at 14:10:07



Lap	Lap Tm	Diff	Time of Day
(555) Kian O'Brien			
1	1:21.217	+6.495	14:12:46.913
2	1:14.960	+0.238	14:14:01.873
3	1:15.025	+0.303	14:15:16.898
4	1:15.819	+1.097	14:16:32.717
5	1:14.771	+0.049	14:17:47.488
6	1:14.722		14:19:02.210
7	1:15.098	+0.376	14:20:17.308
8	1:15.117	+0.395	14:21:32.425
(65) Jack Irvine			
1	1:15.504	+0.593	14:12:31.882
2	1:15.423	+0.512	14:13:47.305
3	1:15.146	+0.235	14:15:02.451
4	1:14.911		14:16:17.362
5	1:15.049	+0.138	14:17:32.411
6	1:15.725	+0.814	14:18:48.136
7	1:15.201	+0.290	14:20:03.337
8	1:15.056	+0.145	14:21:18.393
(7) Jack Conachy			
1	1:18.351	+3.244	14:12:37.225
2	1:15.826	+0.719	14:13:53.051
3	1:15.898	+0.791	14:15:08.949
4	1:15.135	+0.028	14:16:24.084
5	1:15.107		14:17:39.191
6	1:16.352	+1.245	14:18:55.543
7	1:15.310	+0.203	14:20:10.853
8	1:15.231	+0.124	14:21:26.084
(260) Wayne Owens			
1	1:15.999	+0.713	14:12:30.117
2	1:15.872	+0.586	14:13:45.989
3	1:15.323	+0.037	14:15:01.312
4	1:15.286		14:16:16.598
5	1:18.478	+3.192	14:17:35.076
6	1:29.210	+13.924	14:19:04.286
7	1:15.602	+0.316	14:20:19.888
8	1:15.411	+0.125	14:21:35.299
(98) Craig Gilmore			
1	1:16.453	+1.025	14:12:18.974
2	1:16.390	+0.962	14:13:35.364
3	1:19.782	+4.354	14:14:55.146
4	1:19.640	+4.212	14:16:14.786
5	1:16.880	+1.452	14:17:31.666
6	1:17.234	+1.806	14:18:48.900
7	1:15.534	+0.106	14:20:04.434
8	1:15.428		14:21:19.862
(27) Hugh McEvoy			
1	1:17.028	+1.474	14:12:43.384
2	1:15.554		14:13:58.938
3	1:24.705	+9.151	14:15:23.643
4	1:22.707	+7.153	14:16:46.350
5	1:15.837	+0.283	14:18:02.187
6	1:16.290	+0.736	14:19:18.477
7	1:15.811	+0.257	14:20:34.288
(96) Darren Gilmore			
1	1:16.708	+1.048	14:12:25.761
2	1:16.660	+1.000	14:13:42.421
3	1:16.076	+0.416	14:14:58.497
4	1:16.625	+0.965	14:16:15.122
5	1:15.800	+0.140	14:17:30.922
6	1:17.416	+1.756	14:18:48.338
7	1:16.203	+0.543	14:20:04.541
8	1:15.660		14:21:20.201
(17) Noel Conachy			
1	1:22.969	+7.249	14:12:42.484
2	1:15.720		14:13:58.204
3	1:22.005	+6.285	14:15:20.209

Lap	Lap Tm	Diff	Time of Day
4	1:16.316	+0.596	14:16:36.525
5	1:16.042	+0.322	14:17:52.567
6	1:16.181	+0.461	14:19:08.748
7	1:16.016	+0.296	14:20:24.764
(88) Chris Doherty			
1	1:16.581	+0.593	14:12:34.303
2	1:16.513	+0.525	14:13:50.816
3	1:16.193	+0.205	14:15:07.009
4	1:16.107	+0.119	14:16:23.116
5	1:17.159	+1.171	14:17:40.275
6	1:16.246	+0.258	14:18:56.521
7	1:16.153	+0.165	14:20:12.674
8	1:15.988		14:21:28.662
(35) Ryan Hogg			
1	1:18.538	+2.297	14:12:36.625
2	1:18.308	+2.067	14:13:54.933
3	1:17.034	+0.793	14:15:11.967
4	1:16.433	+0.192	14:16:28.400
5	1:16.426	+0.185	14:17:44.826
6	1:16.460	+0.219	14:19:01.286
7	1:17.216	+0.975	14:20:18.502
8	1:16.241		14:21:34.743
(52) Alan Sweetman			
1	1:18.283	+0.893	14:12:38.824
2	1:18.063	+0.673	14:13:56.887
3	1:18.295	+0.905	14:15:15.182
4	1:18.428	+1.038	14:16:33.610
5	1:17.390		14:17:51.000
6	1:19.023	+1.633	14:19:10.023
7	1:17.548	+0.158	14:20:27.571
(620) Zoe Lee Nicholson			
1	1:20.586	+1.957	14:12:37.743
2	1:18.629		14:13:56.372
3	1:19.820	+1.191	14:15:16.192
4	1:19.574	+0.945	14:16:35.766
5	1:20.567	+1.938	14:17:56.333
6	1:23.645	+5.016	14:19:19.978
7	1:20.050	+1.421	14:20:40.028

Results provisional until the conclusion of judicial and technical matters

Orbits

Chief Timekeeper: D.Bradfield

Clerk of the Course: Chris Edwards

Live timing available at timing.rhwright.co.uk

www.mylaps.com

Licensed to: R.H.Wright Timing



R.H.Wright Timing

500MRCI Formula Ford Race Meeting

Sorted on best lap time

Mini Coopers

Kirkistown 500 MRCI 1.512 miles

Qualifying (Q3)

28/07/2023 13:50

Qualifying started at 14:10:07

Pos	No.	Name	Make	Best Tm	Diff	In Lap	Best Speed	2nd Best	2nd Lap
1	555	Kian O'Brien	1.6 BMW Mini	1:14.722		6	72.844	1:14.771	5
2	65	Jack Irvine	1.6 BMW Mini	1:14.911	0.189	4	72.660	1:15.049	5
3	7	Jack Conachy	1.6 BMW Mini	1:15.107	0.385	5	72.470	1:15.135	4
4	260	Wayne Owens	1.6 BMW Mini	1:15.286	0.564	4	72.298	1:15.323	3
5	98	Craig Gilmore	1.6 BMW Mini	1:15.428	0.706	8	72.162	1:15.534	7
6	27	Hugh McEvoy	1.6 BMW Mini	1:15.554	0.832	2	72.041	1:15.811	7
7	96	Darren Gilmore	1.6 BMW Mini	1:15.660	0.938	8	71.941	1:15.800	5
8	17	Noel Conachy	1.6 BMW Mini	1:15.720	0.998	2	71.884	1:16.016	7
9	88	Chris Doherty	1.6 BMW Mini	1:15.988	1.266	8	71.630	1:16.107	4
10	35	Ryan Hogg	1.6 BMW Mini	1:16.241	1.519	8	71.392	1:16.426	5
11	52	Alan Sweetman	1.6 BMW Mini	1:17.390	2.668	5	70.332	1:17.548	7
12	620	Zoe Lee Nicholson	1.6 BMW Mini	1:18.629	3.907	2	69.224	1:19.574	4
13	4	Johnny Titterington	1.6 BMW Mini			0	-		0
14	56	Peter Bennett	1.6 BMW Mini			0	-		0

Results provisional until the conclusion of judicial and technical matters

Orbits

Chief Timekeeper: D.Bradfield

Clerk of the Course: Chris Edwards

Live timing available at timing.rhwright.co.uk

www.mylaps.com

Licensed to: R.H.Wright Timing

Printed: 30/07/2023 16:21:53



500MRCI Formula Ford Race Meeting


Mini Coopers

Kirkistown 500 MRCI 1.512 miles

Race 1 (R3)

29/07/2023 10:10

Race (12:00 and 1 Laps) started at 10:32:04



Lap	Lap Tm	Diff	Time of Day
(555) Kian O'Brien			
1	1:21.817	+7.489	10:33:28.771
2	1:14.754	+0.426	10:34:43.525
3	1:14.446	+0.118	10:35:57.971
4	1:14.413	+0.085	10:37:12.384
5	1:14.987	+0.659	10:38:27.371
6	1:15.244	+0.916	10:39:42.615
7	1:15.185	+0.857	10:40:57.800
8	1:15.386	+1.058	10:42:13.186
9	1:14.328		10:43:27.514
10	1:14.548	+0.220	10:44:42.062
11	1:14.776	+0.448	10:45:56.838
(65) Jack Irvine			
1	1:20.820	+6.382	10:33:27.758
2	1:14.691	+0.253	10:34:42.449
3	1:14.785	+0.347	10:35:57.234
4	1:14.813	+0.375	10:37:12.047
5	1:15.065	+0.627	10:38:27.112
6	1:15.330	+0.892	10:39:42.442
7	1:15.201	+0.763	10:40:57.643
8	1:15.820	+1.382	10:42:13.463
9	1:14.438		10:43:27.901
10	1:14.619	+0.181	10:44:42.520
11	1:14.908	+0.470	10:45:57.428
(260) Wayne Owens			
1	1:21.930	+7.445	10:33:29.858
2	1:15.400	+0.915	10:34:45.258
3	1:14.750	+0.265	10:36:00.008
4	1:14.872	+0.387	10:37:14.880
5	1:14.874	+0.389	10:38:29.754
6	1:15.019	+0.534	10:39:44.773
7	1:14.940	+0.455	10:40:59.713
8	1:14.967	+0.482	10:42:14.680
9	1:14.663	+0.178	10:43:29.343
10	1:14.749	+0.264	10:44:44.092
11	1:14.485		10:45:58.577
(98) Craig Gilmore			
1	1:21.391	+6.761	10:33:29.865
2	1:15.171	+0.541	10:34:44.836
3	1:14.811	+0.181	10:35:59.647
4	1:15.520	+0.890	10:37:15.167
5	1:15.176	+0.546	10:38:30.343
6	1:15.090	+0.460	10:39:45.433
7	1:15.407	+0.777	10:41:00.840
8	1:14.630		10:42:15.470
9	1:14.852	+0.222	10:43:30.322
10	1:15.297	+0.667	10:44:45.619
11	1:15.760	+1.130	10:46:01.379
(96) Darren Gilmore			
1	1:21.621	+7.088	10:33:30.711
2	1:15.690	+1.157	10:34:46.401
3	1:14.934	+0.401	10:36:01.335
4	1:14.533		10:37:15.868
5	1:14.877	+0.344	10:38:30.745
6	1:14.834	+0.301	10:39:45.579
7	1:15.634	+1.101	10:41:01.213
8	1:14.639	+0.106	10:42:15.852
9	1:15.050	+0.517	10:43:30.902
10	1:15.576	+1.043	10:44:46.478
11	1:15.144	+0.611	10:46:01.622
(17) Noel Conachy			
1	1:20.060	+5.051	10:33:29.003
2	1:15.009		10:34:44.012
3	1:15.770	+0.761	10:35:59.782
4	1:16.040	+1.031	10:37:15.822
5	1:15.747	+0.738	10:38:31.569
6	1:15.213	+0.204	10:39:46.782
7	1:15.771	+0.762	10:41:02.553

Lap	Lap Tm	Diff	Time of Day
8	1:17.434	+2.425	10:42:19.987
9	1:15.491	+0.482	10:43:35.478
10	1:15.795	+0.786	10:44:51.273
11	1:16.480	+1.471	10:46:07.753
(88) Chris Doherty			
1	1:21.250	+6.122	10:33:30.511
2	1:15.982	+0.854	10:34:46.493
3	1:15.170	+0.042	10:36:01.663
4	1:15.181	+0.053	10:37:16.844
5	1:15.585	+0.457	10:38:32.429
6	1:15.128		10:39:47.557
7	1:15.361	+0.233	10:41:02.918
8	1:18.038	+2.910	10:42:20.956
9	1:15.586	+0.458	10:43:36.542
10	1:15.664	+0.536	10:44:52.206
11	1:15.565	+0.437	10:46:07.771
(27) Hugh McEvoy			
1	1:23.104	+8.657	10:33:31.545
2	1:15.231	+0.784	10:34:46.776
3	1:15.448	+1.001	10:36:02.224
4	1:14.447		10:37:16.671
5	1:15.214	+0.767	10:38:31.885
6	1:15.106	+0.659	10:39:46.991
7	1:15.706	+1.259	10:41:02.697
8	1:17.956	+3.509	10:42:20.653
9	1:15.137	+0.690	10:43:35.790
10	1:15.796	+1.349	10:44:51.586
11	1:17.074	+2.627	10:46:08.660
(35) Ryan Hogg			
1	1:22.232	+6.908	10:33:32.714
2	1:16.986	+1.662	10:34:49.700
3	1:15.836	+0.512	10:36:05.536
4	1:15.324		10:37:20.860
5	1:15.423	+0.099	10:38:36.283
6	1:16.341	+1.017	10:39:52.624
7	1:16.302	+0.978	10:41:08.926
8	1:16.344	+1.020	10:42:25.270
9	1:16.154	+0.830	10:43:41.424
10	1:16.277	+0.953	10:44:57.701
11	1:16.109	+0.785	10:46:13.810
(52) Alan Sweetman			
1	1:22.172	+4.820	10:33:32.601
2	1:18.682	+1.330	10:34:51.283
3	1:18.004	+0.652	10:36:09.287
4	1:17.907	+0.555	10:37:27.194
5	1:17.352		10:38:44.546
6	1:18.254	+0.902	10:40:02.800
7	1:19.131	+1.779	10:41:21.931
8	1:18.006	+0.654	10:42:39.937
9	1:19.468	+2.116	10:43:59.405
10	1:19.087	+1.735	10:45:18.492
11	1:18.652	+1.300	10:46:37.144
(620) Zoe Lee Nicholson			
1	1:23.878	+5.886	10:33:34.909
2	1:21.594	+3.602	10:34:56.503
3	1:20.249	+2.257	10:36:16.752
4	1:18.992	+1.000	10:37:35.744
5	1:19.003	+1.011	10:38:54.747
6	1:18.681	+0.689	10:40:13.428
7	1:20.033	+2.041	10:41:33.461
8	1:20.069	+2.077	10:42:53.530
9	1:17.992		10:44:11.522
10	1:18.568	+0.576	10:45:30.090
11	1:19.085	+1.093	10:46:49.175
(7) Jack Conachy			
1	1:22.322	+7.066	10:33:30.264
2	1:18.900	+3.644	10:34:49.164
3	1:15.256		10:36:04.420

Results provisional until the conclusion of judicial and technical matters

Orbits

Chief Timekeeper: D.Bradfield

Clerk of the Course: Chris Edwards

Live timing available at timing.rhwright.co.uk

www.mylaps.com

Licensed to: R.H.Wright Timing





R.H.Wright Timing

500MRCI Formula Ford Race Meeting

Sorted on Laps

Mini Coopers

Kirkistown 500 MRCI 1.512 miles

Race 1 (R3)

29/07/2023 10:10

Race (12:00 and 1 Laps) started at 10:32:04

Pos	No.	Name	Make	Laps	Total Tm	Best Tm	Best Speed	In Lap	Avg. Speed
1	555	Kian O'Brien	1.6 BMW Mini	11	13:52.143	1:14.328	73.230	9	71.951
2	65	Jack Irvine	1.6 BMW Mini	11	13:52.733	1:14.438	73.122	9	71.900
3	260	Wayne Owens	1.6 BMW Mini	11	13:53.882	1:14.485	73.075	11	71.801
4	98	Craig Gilmore	1.6 BMW Mini	11	13:56.684	1:14.630	72.933	8	71.560
5	96	Darren Gilmore	1.6 BMW Mini	11	13:56.927	1:14.533	73.028	4	71.539
6	17	Noel Conachy	1.6 BMW Mini	11	14:03.058	1:15.009	72.565	2	71.019
7	88	Chris Doherty	1.6 BMW Mini	11	14:03.076	1:15.128	72.450	6	71.018
8	27	Hugh McEvoy	1.6 BMW Mini	11	14:03.965	1:14.447	73.113	4	70.943
9	35	Ryan Hogg	1.6 BMW Mini	11	14:09.115	1:15.324	72.261	4	70.512
10	52	Alan Sweetman	1.6 BMW Mini	11	14:32.449	1:17.352	70.367	5	68.627
11	620	Zoe Lee Nicholson	1.6 BMW Mini	11	14:44.480	1:17.992	69.789	9	67.693
Not classified									
DNF	7	Jack Conachy	1.6 BMW Mini	5	6:31.360	1:15.256	72.327	3	69.540

Margin of Victory

Avg. Speed

Best Lap Tm

Best Speed

Best Lap by

0.590

71.951

1:14.328

73.230

555 - Kian O'Brien

Results provisional until the conclusion of judicial and technical matters

Orbits

Chief Timekeeper: D.Bradfield

Clerk of the Course: Chris Edwards

Live timing available at timing.rhwright.co.uk

www.mylaps.com

Printed: 30/07/2023 16:22:13

Licensed to: R.H.Wright Timing



500MRCI Formula Ford Race Meeting


Mini Coopers

Kirkistown 500 MRCI 1.512 miles

Race 1 (R3)

29/07/2023 10:10

Race (12:00 and 1 Laps)



7	4	56
	13	14
6	52	620
	11	12
5	88	35
	9	10
4	96	17
	7	8
3	98	27
	5	6
2	7	260
	3	4
1	555	65
	1	2

POLE POSITION



Results provisional until the conclusion of judicial and technical matters

Orbits

Chief Timekeeper: D.Bradfield

Clerk of the Course: Chris Edwards

Live timing available at timing.rhwright.co.uk

www.mylaps.com

Licensed to: R.H.Wright Timing

Printed: 28/07/2023 14:24:04



500MRCI Formula Ford Race Meeting

Mini Coopers

Kirkistown 500 MRCI 1.512 miles

Race 2 (R15)

29/07/2023 15:55

Race (12:00 and 1 Laps) started at 15:28:31

Lap	Lap Tm	Diff	Time of Day
(555) Kain O'Brien			
1	1:21.990	+7.361	15:29:55.772
2	1:15.210	+0.581	15:31:10.982
3	1:14.629		15:32:25.611
4	1:14.662	+0.033	15:33:40.273
5	1:16.524	+1.895	15:34:56.797
6	1:14.715	+0.086	15:36:11.512
7	1:15.120	+0.491	15:37:26.632
8	1:14.841	+0.212	15:38:41.473
9	1:14.635	+0.006	15:39:56.108
10	1:15.167	+0.538	15:41:11.275
11	1:14.941	+0.312	15:42:26.216
(65) Jack Irvine			
1	1:21.984	+7.747	15:29:55.758
2	1:15.783	+1.546	15:31:11.541
3	1:14.721	+0.484	15:32:26.262
4	1:16.474	+2.237	15:33:42.736
5	1:15.319	+1.082	15:34:58.055
6	1:14.237		15:36:12.292
7	1:14.808	+0.571	15:37:27.100
8	1:14.800	+0.563	15:38:41.900
9	1:14.520	+0.283	15:39:56.420
10	1:15.440	+1.203	15:41:11.860
11	1:14.940	+0.703	15:42:26.800
(7) Jack Conachy			
1	1:21.544	+6.633	15:29:56.229
2	1:15.077	+0.166	15:31:11.306
3	1:14.911		15:32:26.217
4	1:16.335	+1.424	15:33:42.552
5	1:16.097	+1.186	15:34:58.649
6	1:15.019	+0.108	15:36:13.668
7	1:15.230	+0.319	15:37:28.898
8	1:15.124	+0.213	15:38:44.022
9	1:15.357	+0.446	15:39:59.379
10	1:15.505	+0.594	15:41:14.884
11	1:15.756	+0.845	15:42:30.640
(17) Noel Conachy			
1	1:21.016	+5.853	15:29:56.862
2	1:15.367	+0.204	15:31:12.229
3	1:15.290	+0.127	15:32:27.519
4	1:15.382	+0.219	15:33:42.901
5	1:16.045	+0.882	15:34:58.946
6	1:15.163		15:36:14.109
7	1:15.389	+0.226	15:37:29.498
8	1:15.258	+0.095	15:38:44.756
9	1:15.535	+0.372	15:40:00.291
10	1:15.543	+0.380	15:41:15.834
11	1:15.860	+0.697	15:42:31.694
(27) Hugh McEvoy			
1	1:22.102	+7.457	15:29:58.159
2	1:15.357	+0.712	15:31:13.516
3	1:15.442	+0.797	15:32:28.958
4	1:14.645		15:33:43.603
5	1:16.052	+1.407	15:34:59.655
6	1:15.689	+1.044	15:36:15.344
7	1:16.103	+1.458	15:37:31.447
8	1:16.186	+1.541	15:38:47.633
9	1:16.411	+1.766	15:40:04.044
10	1:15.451	+0.806	15:41:19.495
11	1:15.493	+0.848	15:42:34.988
(98) Craig Gilmore			
1	1:22.404	+7.528	15:29:57.644
2	1:15.152	+0.276	15:31:12.796
3	1:14.913	+0.037	15:32:27.709
4	1:15.630	+0.754	15:33:43.339
5	1:16.044	+1.168	15:34:59.383
6	1:15.737	+0.861	15:36:15.120
7	1:16.048	+1.172	15:37:31.168

Lap	Lap Tm	Diff	Time of Day
8	1:16.712	+1.836	15:38:47.880
9	1:17.002	+2.126	15:40:04.882
10	1:14.876		15:41:19.758
11	1:15.471	+0.595	15:42:35.229
(88) Chris Doherty			
1	1:22.178	+6.999	15:29:58.165
2	1:15.865	+0.686	15:31:14.030
3	1:15.308	+0.129	15:32:29.338
4	1:15.179		15:33:44.517
5	1:15.794	+0.615	15:35:00.311
6	1:15.472	+0.293	15:36:15.783
7	1:16.010	+0.831	15:37:31.793
8	1:16.533	+1.354	15:38:48.326
9	1:17.054	+1.875	15:40:05.380
10	1:15.669	+0.490	15:41:21.049
11	1:15.350	+0.171	15:42:36.399
(35) Ryan Hogg			
1	1:23.050	+8.113	15:29:59.351
2	1:15.514	+0.577	15:31:14.865
3	1:16.083	+1.146	15:32:30.948
4	1:15.876	+0.939	15:33:46.824
5	1:16.655	+1.718	15:35:03.479
6	1:16.102	+1.165	15:36:19.581
7	1:15.588	+0.651	15:37:35.169
8	1:14.937		15:38:50.106
9	1:15.907	+0.970	15:40:06.013
10	1:15.809	+0.872	15:41:21.822
11	1:15.494	+0.557	15:42:37.316
(260) Wayne Owens			
1	1:20.434	+5.642	15:29:54.991
2	1:15.011	+0.219	15:31:10.002
3	1:14.992	+0.200	15:32:24.994
4	1:15.138	+0.346	15:33:40.132
5	1:32.858	+18.066	15:35:12.990
6	1:14.792		15:36:27.782
7	1:14.983	+0.191	15:37:42.765
8	1:15.172	+0.380	15:38:57.937
9	1:15.508	+0.716	15:40:13.445
10	1:15.040	+0.248	15:41:28.485
11	1:15.032	+0.240	15:42:43.517
(96) Darren Gilmore			
1	1:21.524	+6.753	15:29:56.577
2	1:15.076	+0.305	15:31:11.653
3	1:20.311	+5.540	15:32:31.964
4	1:15.060	+0.289	15:33:47.024
5	1:16.088	+1.317	15:35:03.112
6	1:15.576	+0.805	15:36:18.688
7	1:15.662	+0.891	15:37:34.350
8	1:15.249	+0.478	15:38:49.599
9	1:15.669	+0.898	15:40:05.268
10	1:14.771		15:41:20.039
11	1:14.999	+0.228	15:42:35.038
(52) Alan Sweetman			
1	1:22.817	+5.919	15:30:00.122
2	1:16.973	+0.075	15:31:17.095
3	1:17.566	+0.668	15:32:34.661
4	1:16.898		15:33:51.559
5	1:18.915	+2.017	15:35:10.474
6	1:18.902	+2.004	15:36:29.376
7	1:17.639	+0.741	15:37:47.015
8	1:17.525	+0.627	15:39:04.540
9	1:17.443	+0.545	15:40:21.983
10	1:18.020	+1.122	15:41:40.003
11	1:17.707	+0.809	15:42:57.710
(620) Zoe Lee Nicholson			
1	1:23.192	+6.030	15:30:01.220
2	1:18.117	+0.955	15:31:19.337
3	1:18.102	+0.940	15:32:37.439

Results provisional until the conclusion of judicial and technical matters

Orbits

Chief Timekeeper: D.Bradfield

Clerk of the Course: Chris Edwards

Live timing available at timing.rhwright.co.uk

www.mylaps.com

Licensed to: R.H.Wright Timing





500MRCI Formula Ford Race Meeting

Sorted on Laps

Mini Coopers

Kirkistown 500 MRCI 1.512 miles

Race 2 (R15)

29/07/2023 15:55

Race (12:00 and 1 Laps) started at 15:28:31

Pos	No.	Name	Make	Laps	Total Tm	Best Tm	Best Speed	In Lap	Avg. Speed
1	555	Kain O'Brien	1.6 BMW Mini	11	13:54.719	1:14.629	72.934	3	71.729
2	65	Jack Irvine	1.6 BMW Mini	11	13:55.303	1:14.237	73.320	6	71.678
3	7	Jack Conachy	1.6 BMW Mini	11	13:59.143	1:14.911	72.660	3	71.350
4	17	Noel Conachy	1.6 BMW Mini	11	14:00.197	1:15.163	72.416	6	71.261
5	27	Hugh McEvoy	1.6 BMW Mini	11	14:03.491	1:14.645	72.919	4	70.983
6	98	Craig Gilmore	1.6 BMW Mini	11	14:03.732	1:14.876	72.694	10	70.962
7	88	Chris Doherty	1.6 BMW Mini	11	14:04.902	1:15.179	72.401	4	70.864
8	35	Ryan Hogg	1.6 BMW Mini	11	14:05.819	1:14.937	72.635	8	70.787
9	260	Wayne Owens	1.6 BMW Mini	11	14:12.020	1:14.792	72.775	6	70.272
10	96	Darren Gilmore	1.6 BMW Mini	11	14:13.541	1:14.771	72.796	10	70.147
11	52	Alan Sweetman	1.6 BMW Mini	11	14:26.213	1:16.898	70.782	4	69.121
12	620	Zoe Lee Nicholson	1.6 BMW Mini	11	14:33.526	1:17.162	70.540	7	68.542

Announcements

Penalty - Car 96+10s - False Start (Q12.14)

Margin of Victory	Avg. Speed	Best Lap Tm	Best Speed	Best Lap by
0.584	71.729	1:14.237	73.320	65 - Jack Irvine

Results provisional until the conclusion of judicial and technical matters

Orbits

Chief Timekeeper: D.Bradfield

Clerk of the Course: Chris Edwards

Live timing available at timing.rhwright.co.uk

www.mylaps.com

Licensed to: R.H.Wright Timing

Printed: 30/07/2023 16:22:32



500MRCI Formula Ford Race Meeting

Mini Coopers

Kirkistown 500 MRCI 1.512 miles

Race 2 (R15)

29/07/2023 15:55

Race (12:00 and 1 Laps)

7	4	56
	13	14
6	52	620
	11	12
5	88	35
	9	10
4	27	17
	7	8
3	98	96
	5	6
2	7	260
	3	4
1	555	65
	1	2

POLE POSITION

Results provisional until the conclusion of judicial and technical matters

Orbits

Chief Timekeeper: D.Bradfield

Clerk of the Course: Chris Edwards

Live timing available at timing.rhwright.co.uk

www.mylaps.com

Licensed to: R.H.Wright Timing

Printed: 28/07/2023 14:24:58



500MRCI Formula Ford Race Meeting


Roadsports/NI Sevens/Globals

Kirkistown 500 MRCI 1.512 miles

Qualifying (Q4)

28/07/2023 14:10

Qualifying started at 14:26:01



Lap	Lap Tm	Diff	Time of Day
(20) Jim Larkham			
1	1:01.117	+0.530	14:28:20.890
2	1:00.587		14:29:21.477
3	1:01.076	+0.489	14:30:22.553
4	1:00.917	+0.330	14:31:23.470
5	1:01.763	+1.176	14:32:25.233
6	1:13.074	+12.487	14:33:38.307
7	1:00.978	+0.391	14:34:39.285
8	1:07.435	+6.848	14:35:46.720
9	1:03.384	+2.797	14:36:50.104
(56) John Benson			
1	1:04.576	+2.515	14:28:37.478
2	1:02.562	+0.501	14:29:40.040
3	1:02.783	+0.722	14:30:42.823
4	1:02.558	+0.497	14:31:45.381
5	1:02.471	+0.410	14:32:47.852
6	1:02.061		14:33:49.913
7	1:02.109	+0.048	14:34:52.022
8	1:03.220	+1.159	14:35:55.242
9	1:02.423	+0.362	14:36:57.665
(120) Mike Ward			
1	1:02.680	+0.245	14:28:25.224
2	1:02.435		14:29:27.659
3	1:03.062	+0.647	14:30:30.741
4	1:02.579	+0.144	14:31:33.320
5	1:02.664	+0.229	14:32:35.984
6	1:03.386	+0.951	14:33:39.370
7	1:02.608	+0.173	14:34:41.978
8	1:04.034	+1.599	14:35:46.012
9	1:04.494	+2.059	14:36:50.506
(55) Bernard Foley			
1	1:04.332	+1.691	14:28:31.190
2	1:05.540	+2.899	14:29:36.730
3	1:03.180	+0.539	14:30:39.910
4	1:03.183	+0.542	14:31:43.093
5	1:03.186	+0.545	14:32:46.279
6	1:02.896	+0.255	14:33:49.175
7	1:02.641		14:34:51.816
8	1:03.993	+1.352	14:35:55.809
9	1:03.954	+1.313	14:36:59.763
(25) Graham Moore			
1	1:02.861		14:28:23.484
2	1:03.724	+0.863	14:29:27.208
3	1:03.119	+0.258	14:30:30.327
4	1:03.217	+0.356	14:31:33.544
5	1:03.142	+0.281	14:32:36.686
(11) Cameron Fenton			
1	1:03.926	+0.689	14:28:36.278
2	1:04.496	+1.239	14:29:40.774
3	1:03.257		14:30:44.031
4	1:03.455	+0.198	14:31:47.486
5	1:03.671	+0.414	14:32:51.157
6	1:03.590	+0.333	14:33:54.747
7	1:03.637	+0.380	14:34:58.384
8	1:03.500	+0.243	14:36:01.884
9	1:03.463	+0.206	14:37:05.347
(60) Jack Finlay			
1	1:07.972	+3.970	14:28:47.271
2	1:04.102	+0.100	14:29:51.373
3	1:04.488	+0.486	14:30:55.861
4	1:04.296	+0.294	14:32:00.157
5	1:04.002		14:33:04.159
6	1:04.471	+0.469	14:34:08.630
7	1:04.799	+0.797	14:35:13.429
8	1:05.051	+1.049	14:36:18.480
(8) Peter Drennan			

Lap	Lap Tm	Diff	Time of Day
1	1:05.469	+0.896	14:28:40.292
2	1:04.896	+0.323	14:29:45.188
3	1:05.013	+0.440	14:30:50.201
4	1:04.777	+0.204	14:31:54.978
5	1:04.573		14:32:59.551
6	1:04.897	+0.324	14:34:04.448
7	1:04.796	+0.223	14:35:09.244
8	1:04.876	+0.303	14:36:14.120
(15) Paul Thompson			
1	1:07.160	+2.389	14:28:39.721
2	1:05.038	+0.267	14:29:44.759
3	1:05.167	+0.396	14:30:49.926
4	1:08.276	+3.505	14:31:58.202
5	1:04.771		14:33:02.973
6	1:04.806	+0.035	14:34:07.779
7	1:05.311	+0.540	14:35:13.090
(7) Richard Finlay			
1	1:06.232	+1.108	14:28:51.449
2	1:05.358	+0.234	14:29:56.807
3	1:05.651	+0.527	14:31:02.458
4	1:05.124		14:32:07.582
5	1:05.341	+0.217	14:33:12.923
6	1:05.166	+0.042	14:34:18.089
7	1:05.407	+0.283	14:35:23.496
8	1:05.419	+0.295	14:36:28.915
(54) Charlie Linnane			
1	1:07.970	+2.810	14:29:00.045
2	1:06.370	+1.210	14:30:06.415
3	1:06.405	+1.245	14:31:12.820
4	1:06.329	+1.169	14:32:19.149
5	1:08.479	+3.319	14:33:27.628
6	1:05.160		14:34:32.788
7	1:07.764	+2.604	14:35:40.552
8	1:05.354	+0.194	14:36:45.906
(17) Joe Christian			
1	1:07.979	+2.342	14:28:55.614
2	1:05.637		14:30:01.251
3	1:06.529	+0.892	14:31:07.780
4	1:06.880	+1.243	14:32:14.660
5	1:08.410	+2.773	14:33:23.070
6	1:06.763	+1.126	14:34:29.833
(303) Brian Crawford			
1	1:11.941	+4.087	14:28:47.469
2	1:10.309	+2.455	14:29:57.778
3	1:10.648	+2.794	14:31:08.426
4	1:09.505	+1.651	14:32:17.931
5	1:08.582	+0.728	14:33:26.513
6	1:09.295	+1.441	14:34:35.808
7	1:07.854		14:35:43.662
8	1:08.633	+0.779	14:36:52.295
(2) Pat Murphy			
1	1:08.911	+1.047	14:28:55.971
2	1:07.864		14:30:03.835
3	1:08.456	+0.592	14:31:12.291
4	1:09.103	+1.239	14:32:21.394
5	1:08.164	+0.300	14:33:29.558
6	1:08.473	+0.609	14:34:38.031
7	1:08.995	+1.131	14:35:47.026
(22) Allen Millar			
1	1:10.902	+2.828	14:28:48.002
2	1:09.382	+1.308	14:29:57.384
3	1:08.412	+0.338	14:31:05.796
4	1:08.074		14:32:13.870
5	1:08.989	+0.915	14:33:22.859
6	1:09.126	+1.052	14:34:31.985
7	1:09.786	+1.712	14:35:41.771
8	1:08.551	+0.477	14:36:50.322

Results provisional until the conclusion of judicial and technical matters

Orbits

Chief Timekeeper: D.Bradfield

Clerk of the Course: Chris Edwards

Live timing available at timing.rhwright.co.uk

www.mylaps.com

Licensed to: R.H.Wright Timing



500MRCI Formula Ford Race Meeting

Sorted on best lap time

Roadsports/NI Sevens/Globals

Kirkistown 500 MRCI 1.512 miles

Qualifying (Q4)

28/07/2023 14:10

Qualifying started at 14:26:01

Pos	No.	Name	Make	Best Tm	Diff	In Lap	Best Speed	2nd Best	2nd Lap
1	20	Jim Larkham	1.3 Radical PR06	1:00.587		2	89.838	1:00.917	4
2	56	John Benson	2.0 Crossle 37S	1:02.061	1.474	6	87.704	1:02.109	7
3	120	Mike Ward	1.3 Radical PR06	1:02.435	1.848	2	87.179	1:02.579	4
4	55	Bernard Foley	2.0 Crossle 47S	1:02.641	2.054	7	86.892	1:02.896	6
5	25	Graham Moore	1.0 GMS Honda	1:02.861	2.274	1	86.588	1:03.119	3
6	11	Cameron Fenton	0.6 Global GT	1:03.257	2.670	3	86.046	1:03.455	4
7	60	Jack Finlay	0.6 Global GT	1:04.002	3.415	5	85.045	1:04.102	2
8	8	Peter Drennan	0.6 Global GT	1:04.573	3.986	5	84.293	1:04.777	4
9	15	Paul Thompson	1.0 Striker Honda	1:04.771	4.184	5	84.035	1:04.806	6
10	7	Richard Finlay	0.6 Global GT	1:05.124	4.537	4	83.579	1:05.166	6
11	54	Charlie Linnane	0.6 Global GT	1:05.160	4.573	6	83.533	1:05.354	8
12	17	Joe Christian	0.6 Global GT	1:05.637	5.050	2	82.926	1:06.529	3
13	303	Brian Crawford	1.0 Vortex Honda	1:07.854	7.267	7	80.217	1:08.582	5
14	2	Pat Murphy	0.6 Global GT	1:07.864	7.277	2	80.205	1:08.164	5
15	22	Allen Millar	1.0 GMS Honda	1:08.074	7.487	4	79.957	1:08.412	3
16	46	Ulick Burke	0.6 Global GT			0	-		0
17	10	Barney Casement	2.0 Vauxhall Tigra			0	-		0
18	31	Arnie Black	1.8 Mermik Rover			0	-		0
19	34	Mark Francis	1.0 Locost Honda			0	-		0
20	44	Richard Francis	1.0 Locost Honda			0	-		0
21	50	Richard Morgan	1.0 Westfield honda			0	-		0
22	70	Conor May	0.6 Global GT			0	-		0
23	201	Gavin Buckley	2.0 Gunn T6			0	-		0

Announcements

Car 46- No transponder times recorded (Q12.8.1)

Results provisional until the conclusion of judicial and technical matters

Orbits

Chief Timekeeper: D.Bradfield

Clerk of the Course: Chris Edwards

Live timing available at timing.rhwright.co.uk

www.mylaps.com

Licensed to: R.H.Wright Timing



500MRCI Formula Ford Race Meeting


Roadsports/NI Sevens/Globals

Kirkistown 500 MRCI 1.512 miles

Race 1 (R6)

29/07/2023 11:30

Race (12:00 and 1 Laps) started at 11:45:57



Lap	Lap Tm	Diff	Time of Day
(20) Jim Larkham			
1	1:04.933	+3.810	11:47:02.878
2	1:01.204	+0.081	11:48:04.082
3	1:01.123		11:49:05.205
4	1:02.989	+1.866	11:50:08.194
5	1:05.398	+4.275	11:51:13.592
6	1:02.268	+1.145	11:52:15.860
7	1:02.576	+1.453	11:53:18.436
8	1:02.105	+0.982	11:54:20.541
9	1:02.371	+1.248	11:55:22.912
10	1:02.985	+1.862	11:56:25.897
11	1:02.655	+1.532	11:57:28.552
12	1:02.775	+1.652	11:58:31.327
13	1:02.778	+1.655	11:59:34.105
(120) Mike Ward			
1	1:06.566	+4.934	11:47:04.786
2	1:02.935	+1.303	11:48:07.721
3	1:02.525	+0.893	11:49:10.246
4	1:02.076	+0.444	11:50:12.322
5	1:03.191	+1.559	11:51:15.513
6	1:01.957	+0.325	11:52:17.470
7	1:01.632		11:53:19.102
8	1:02.958	+1.326	11:54:22.060
9	1:02.327	+0.695	11:55:24.387
10	1:02.472	+0.840	11:56:26.859
11	1:02.266	+0.634	11:57:29.125
12	1:02.422	+0.790	11:58:31.547
13	1:03.265	+1.633	11:59:34.812
(25) Graham Moore			
1	1:06.353	+3.409	11:47:04.824
2	1:04.199	+1.255	11:48:09.023
3	1:03.331	+0.387	11:49:12.354
4	1:02.973	+0.029	11:50:15.327
5	1:02.944		11:51:18.271
6	1:03.202	+0.258	11:52:21.473
7	1:03.053	+0.109	11:53:24.526
8	1:02.952	+0.008	11:54:27.478
9	1:03.048	+0.104	11:55:30.526
10	1:03.261	+0.317	11:56:33.787
11	1:04.323	+1.379	11:57:38.110
12	1:03.216	+0.272	11:58:41.326
13	1:03.416	+0.472	11:59:44.742
(56) John Benson			
1	1:08.197	+5.395	11:47:06.450
2	1:03.197	+0.395	11:48:09.647
3	1:03.449	+0.647	11:49:13.096
4	1:02.991	+0.189	11:50:16.087
5	1:03.028	+0.226	11:51:19.115
6	1:02.802		11:52:21.917
7	1:03.454	+0.652	11:53:25.371
8	1:02.914	+0.112	11:54:28.285
9	1:02.929	+0.127	11:55:31.214
10	1:03.404	+0.602	11:56:34.618
11	1:04.033	+1.231	11:57:38.651
12	1:03.078	+0.276	11:58:41.729
13	1:03.321	+0.519	11:59:45.050
(55) Bernard Foley			
1	1:08.385	+5.102	11:47:07.000
2	1:03.300	+0.017	11:48:10.300
3	1:03.389	+0.106	11:49:13.689
4	1:03.283		11:50:16.972
5	1:04.213	+0.930	11:51:21.185
6	1:03.720	+0.437	11:52:24.905
7	1:04.208	+0.925	11:53:29.113
8	1:03.629	+0.346	11:54:32.742
9	1:03.651	+0.368	11:55:36.393
10	1:03.722	+0.439	11:56:40.115
11	1:04.172	+0.889	11:57:44.287
12	1:04.023	+0.740	11:58:48.310

Lap	Lap Tm	Diff	Time of Day
(11) Cameron Fenlon			
13	1:04.372	+1.089	11:59:52.682
1	1:05.984	+2.736	11:47:24.501
2	1:04.298	+1.050	11:48:28.799
3	1:03.315	+0.067	11:49:32.114
4	1:05.595	+2.347	11:50:37.709
5	1:03.322	+0.074	11:51:41.031
6	1:03.648	+0.400	11:52:44.679
7	1:03.248		11:53:47.927
8	1:03.867	+0.619	11:54:51.794
9	1:04.836	+1.388	11:55:56.430
10	1:03.850	+0.602	11:57:00.280
11	1:03.696	+0.448	11:58:03.976
12	1:03.574	+0.326	11:59:07.550
13	1:04.677	+1.429	12:00:12.227
(15) Paul Thompson			
1	1:08.712	+4.223	11:47:07.533
2	1:04.489		11:48:12.022
3	1:05.091	+0.602	11:49:17.113
4	1:04.849	+0.360	11:50:21.962
5	1:05.379	+0.890	11:51:27.341
6	1:05.256	+0.767	11:52:32.597
7	1:05.277	+0.788	11:53:37.874
8	1:05.880	+1.391	11:54:43.754
9	1:06.531	+2.042	11:55:50.285
10	1:05.373	+0.884	11:56:55.658
11	1:05.538	+1.049	11:58:01.196
12	1:05.303	+0.814	11:59:06.499
13	1:06.067	+1.578	12:00:12.566
(60) Jack Finlay			
1	1:06.534	+2.994	11:47:25.155
2	1:04.316	+0.776	11:48:29.471
3	1:03.540		11:49:33.011
4	1:04.929	+1.389	11:50:37.940
5	1:03.790	+0.250	11:51:41.730
6	1:03.584	+0.044	11:52:45.314
7	1:03.793	+0.253	11:53:49.107
8	1:04.417	+0.877	11:54:53.524
9	1:04.657	+1.117	11:55:58.181
10	1:04.023	+0.483	11:57:02.204
11	1:04.271	+0.731	11:58:06.475
12	1:03.820	+0.280	11:59:10.295
13	1:04.079	+0.539	12:00:14.374
(50) Richard Morgan			
1	1:08.296	+3.184	11:47:08.405
2	1:05.112		11:48:13.517
3	1:09.363	+4.251	11:49:22.880
4	1:06.634	+1.522	11:50:29.514
5	1:05.726	+0.614	11:51:35.240
6	1:05.755	+0.643	11:52:40.995
7	1:05.482	+0.370	11:53:46.477
8	1:05.993	+0.881	11:54:52.470
9	1:06.410	+1.298	11:55:58.880
10	1:06.296	+1.184	11:57:05.176
11	1:06.455	+1.343	11:58:11.631
12	1:10.507	+5.395	11:59:22.138
13	1:05.612	+0.500	12:00:27.750
(44) Richard Francis			
1	1:08.203	+3.771	11:47:08.010
2	1:04.432		11:48:12.442
3	1:05.741	+1.309	11:49:18.183
4	1:05.448	+1.016	11:50:23.631
5	1:05.889	+1.457	11:51:29.520
6	1:07.240	+2.808	11:52:36.760
7	1:07.677	+3.245	11:53:44.437
8	1:06.876	+2.444	11:54:51.313
9	1:07.779	+3.347	11:55:59.092
10	1:07.374	+2.942	11:57:06.466
11	1:08.633	+4.201	11:58:15.099

Lap	Lap Tm	Diff	Time of Day
(7) Richard Finlay			
12	1:07.724	+3.292	11:59:22.823
13	1:06.095	+1.663	12:00:28.918
1	1:07.886	+3.341	11:47:26.825
2	1:04.596	+0.051	11:48:31.421
3	1:05.057	+0.512	11:49:36.478
4	1:06.139	+1.594	11:50:42.617
5	1:06.048	+1.503	11:51:48.665
6	1:04.822	+0.277	11:52:53.487
7	1:04.855	+0.310	11:53:58.342
8	1:05.254	+0.709	11:55:03.596
9	1:05.420	+0.875	11:56:09.016
10	1:05.184	+0.639	11:57:14.200
11	1:04.844	+0.299	11:58:19.044
12	1:04.545		11:59:23.589
13	1:05.535	+0.990	12:00:29.124
(54) Charlie Linnane			
1	1:08.979	+4.088	11:47:27.908
2	1:05.854	+0.963	11:48:33.762
3	1:05.700	+0.809	11:49:39.462
4	1:06.969	+2.078	11:50:46.431
5	1:05.398	+0.507	11:51:51.829
6	1:05.972	+1.081	11:52:57.801
7	1:05.393	+0.502	11:54:03.194
8	1:05.205	+0.314	11:55:08.399
9	1:04.891		11:56:13.290
10	1:05.352	+0.461	11:57:18.642
11	1:04.956	+0.065	11:58:23.598
12	1:05.157	+0.266	11:59:28.755
13	1:05.898	+1.007	12:00:34.653
(17) Joe Christian			
1	1:13.829	+7.959	11:47:32.997
2	1:11.983	+6.113	11:48:44.980
3	1:05.870		11:49:50.850
4	1:07.651	+1.781	11:50:58.501
5	1:06.546	+0.676	11:52:05.047
6	1:07.367	+1.497	11:53:12.414
7	1:06.054	+0.184	11:54:18.468
8	1:08.687	+2.817	11:55:27.155
9	1:06.136	+0.266	11:56:33.291
10	1:07.575	+1.705	11:57:40.866
11	1:06.759	+0.889	11:58:47.625
12	1:07.041	+1.171	11:59:54.666
(303) Brian Crawford			
1	1:11.401	+3.751	11:47:11.202
2	1:07.650		11:48:18.852
3	1:07.919	+0.269	11:49:26.771
4	1:12.667	+5.017	11:50:39.438
5	1:10.145	+2.495	11:51:49.583
6	1:12.614	+4.964	11:53:02.197
7	1:09.004	+1.354	11:54:11.201
8	1:08.672	+1.022	11:55:19.873
(2) Pat Murphy			
1	1:11.910	+3.475	11:47:31.203
2	1:09.063	+0.628	11:48:40.266
3	1:08.870	+0.435	11:49:49.136
4	1:09.863	+1.428	11:50:58.999
5	1:08.435		11:52:07.434
(46) Ulick Burke			
1	1:07.051	+3.376	11:47:26.254
2	1:03.675		11:48:29.929
3	1:04.026	+0.351	11:49:33.955
(8) Peter Drennan			
1	1:06.946	+2.672	11:47:25.602
2	1:04.274		11:48:29.876
3	1:04.732	+0.458	11:49:34.608

Results provisional until the conclusion of judicial and technical matters

Orbits

Chief Timekeeper: D.Bradfield

Clerk of the Course: Chris Edwards

www.mylaps.com

Live timing available at timing.rhwright.co.uk

Licensed to: R.H.Wright Timing



500MRCI Formula Ford Race Meeting

Roadsports/NI Sevens/Globals

Kirkistown 500 MRCI 1.512 miles

Race 1 (R6)

29/07/2023 11:30

Race (12:00 and 1 Laps) started at 11:45:57

Lap	Lap Tm	Diff	Time of Day
(22) Allen Millar			
1	1:21.462	+1.989	11:47:21.490
2	1:21.556	+2.063	11:48:43.046
3	1:19.493		11:50:02.539

Lap	Lap Tm	Diff	Time of Day
-----	--------	------	-------------

Lap	Lap Tm	Diff	Time of Day
-----	--------	------	-------------

Results provisional until the conclusion of judicial and technical matters

Orbits

Chief Timekeeper: D.Bradfield

Clerk of the Course: Chris Edwards

Live timing available at timing.rhwright.co.uk

www.mylaps.com

Licensed to: R.H.Wright Timing

Printed: 30/07/2023 16:06:10

Page 2/2



R.H.Wright Timing

500MRCI Formula Ford Race Meeting

Sorted on Laps

Roadsports/NI Sevens/Globals

Kirkistown 500 MRCI 1.512 miles

Race 1 (R6)

29/07/2023 11:30

Race (12:00 and 1 Laps) started at 11:45:57

Pos	No.	Name	Make	Laps	Total Tm	Best Tm	Best Speed	In Lap	Avg. Speed
Globals									
1	11	Cameron Fenton	0.6 Global GT	13	14:14.282	1:03.248	86.058	7	82.829
2	60	Jack Finlay	0.6 Global GT	13	14:16.429	1:03.540	85.663	3	82.621
3	7	Richard Finlay	0.6 Global GT	13	14:31.179	1:04.545	84.329	12	81.222
4	54	Charlie Linnane	0.6 Global GT	13	14:36.708	1:04.891	83.879	9	80.710
5	17	Joe Christian	0.6 Global GT	12	13:56.721	1:05.870	82.633	3	78.062
Not classified									
DNF	2	Pat Murphy	0.6 Global GT	5	6:09.489	1:08.435	79.536	5	73.656
DNF	46	Ulick Burke	0.6 Global GT	3	3:36.010	1:03.675	85.481	2	75.594
DNF	8	Peter Drennan	0.6 Global GT	3	3:36.663	1:04.274	84.685	2	75.366
NI Sevens									
1	25	Graham Moore	1.0 GMS Honda	13	13:46.797	1:02.944	86.474	5	85.582
2	15	Paul Thompson	1.0 Striker Honda	13	14:14.621	1:04.489	84.402	2	82.796
3	50	Richard Morgan	1.0 Westfield honda	13	14:29.805	1:05.112	83.595	2	81.351
4	44	Richard Francis	1.0 Locost Honda	13	14:30.973	1:04.432	84.477	2	81.242
Not classified									
DNF	303	Brian Crawford	1.0 Vortex Honda	8	9:21.928	1:07.650	80.459	2	77.491
DNF	22	Allen Millar	1.0 GMS Honda	3	4:04.594	1:19.493	68.472	3	66.760
Roadsports C									
1	20	Jim Larkham	1.3 Radical PR06	13	13:36.160	1:01.123	89.050	3	86.698
2	120	Mike Ward	1.3 Radical PR06	13	13:36.867	1:01.632	88.315	7	86.623
3	56	John Benson	2.0 Crossle 37S	13	13:47.105	1:02.802	86.670	6	85.551
4	55	Bernard Foley	2.0 Crossle 47S	13	13:54.737	1:03.283	86.011	4	84.768

Margin of Victory	Avg. Speed	Best Lap Tm	Best Speed	Best Lap by
0.707	86.698	1:01.123	89.050	20 - Jim Larkham

Results provisional until the conclusion of judicial and technical matters

Orbits

Chief Timekeeper: D.Bradfield

Clerk of the Course: Chris Edwards

Live timing available at timing.rhwright.co.uk

www.mylaps.com

Licensed to: R.H.Wright Timing

Printed: 30/07/2023 16:26:07



500MRCI Formula Ford Race Meeting

Roadsports/NI Sevens/Globals

Kirkistown 500 MRCI 1.512 miles

Race 1 (R6)

29/07/2023 11:30

Race (12:00 and 1 Laps)

14	70	
	27	
13	2	46
	25	26
12	54	17
	23	24
11	8	7
	21	22
10	11	60
	19	20
9		18
	17	
8		16
	15	201
7	50	14
	13	44
6	34	12
	11	31
5	10	10
	9	22
4	303	8
	7	15
3	25	6
	5	55
2	120	4
	3	56
1	20	2
	1	

POLE POSITION



Results provisional until the conclusion of judicial and technical matters

Orbits

Chief Timekeeper: D.Bradfield

Clerk of the Course: Chris Edwards

Live timing available at timing.rhwright.co.uk

www.mylaps.com

Licensed to: R.H.Wright Timing

Printed: 28/07/2023 14:47:08



500MRCI Formula Ford Race Meeting


Roadsports/NI Sevens/Globals

Kirkistown 500 MRCI 1.512 miles

Race 2 (R13)

29/07/2023 14:55

Race (12:00 and 1 Laps) started at 14:43:31



Lap	Lap Tm	Diff	Time of Day
(20) Jim Larkham			
1	1:04.840	+4.200	14:44:36.353
2	1:05.630	+4.990	14:45:41.983
3	1:45.484	+44.844	14:47:27.467
4	2:05.903	+1:05.263	14:49:33.370
5	1:04.064	+3.424	14:50:37.434
6	1:00.640		14:51:38.074
7	1:01.422	+0.782	14:52:39.496
(25) Graham Moore			
1	1:06.424	+3.449	14:44:38.586
2	1:16.029	+13.054	14:45:54.615
3	1:34.507	+31.532	14:47:29.122
4	2:05.399	+1:02.424	14:49:34.521
5	1:03.944	+0.969	14:50:38.465
6	1:02.975		14:51:41.440
7	1:11.725	+8.750	14:52:53.165
(120) Mike Ward			
1	1:07.409	+5.346	14:44:39.201
2	1:05.737	+3.674	14:45:44.938
3	1:43.104	+41.041	14:47:28.042
4	2:05.719	+1:03.656	14:49:33.761
5	1:06.061	+3.996	14:50:39.822
6	1:02.063		14:51:41.885
7	1:12.218	+10.155	14:52:54.103
(56) John Benson			
1	1:08.795	+5.881	14:44:40.482
2	1:14.709	+11.795	14:45:55.191
3	1:34.596	+31.682	14:47:29.787
4	2:05.751	+1:02.837	14:49:35.538
5	1:04.801	+1.887	14:50:40.339
6	1:02.914		14:51:43.253
7	1:12.686	+9.772	14:52:55.939
(55) Bernard Foley			
1	1:09.279	+4.636	14:44:41.394
2	1:15.764	+11.121	14:45:57.158
3	1:33.957	+29.314	14:47:31.115
4	2:05.182	+1:00.539	14:49:36.297
5	1:04.643		14:50:40.940
6	1:04.799	+0.156	14:51:45.739
7	1:14.322	+9.679	14:53:00.061
(15) Paul Thompson			
1	1:08.512	+3.573	14:44:40.754
2	1:14.851	+9.912	14:45:55.605
3	1:34.552	+29.613	14:47:30.157
4	2:05.351	+1:00.412	14:49:35.508
5	1:05.625	+0.686	14:50:41.133
6	1:04.939		14:51:46.072
7	1:15.698	+10.759	14:53:01.770
(44) Richard Francis			
1	1:09.246	+4.719	14:44:42.337
2	1:17.643	+13.116	14:45:59.980
3	1:32.574	+28.047	14:47:32.554
4	2:04.816	+1:00.289	14:49:37.370
5	1:05.561	+1.034	14:50:42.931
6	1:04.527		14:51:47.458
7	1:17.459	+12.932	14:53:04.917
(50) Richard Morgan			
1	1:08.961	+3.523	14:44:41.559
2	1:17.848	+12.410	14:45:59.407
3	1:32.849	+27.411	14:47:32.256
4	2:04.782	+59.344	14:49:37.038
5	1:05.438		14:50:42.476
6	1:08.476	+3.038	14:51:50.952
7	1:19.769	+14.331	14:53:10.721
(22) Allen Millar			

Lap	Lap Tm	Diff	Time of Day
1	1:12.224	+3.949	14:44:44.810
2	1:17.627	+9.352	14:46:02.437
3	1:31.027	+22.752	14:47:33.464
4	2:03.911	+55.636	14:49:37.375
5	1:09.405	+1.130	14:50:46.780
6	1:08.275		14:51:55.055
7	1:23.446	+15.171	14:53:18.501
(11) Cameron Fenton			
1	1:08.946	+5.150	14:45:02.146
2	1:45.123	+41.327	14:46:47.269
3	1:14.969	+11.173	14:48:02.238
4	1:52.172	+48.376	14:49:54.410
5	1:04.468	+0.672	14:50:58.878
6	1:03.796		14:52:02.674
7	1:42.551	+38.755	14:53:45.225
(60) Jack Finlay			
1	1:07.139	+3.094	14:45:00.375
2	1:47.463	+43.418	14:46:47.838
3	1:14.749	+10.704	14:48:02.587
4	1:52.151	+48.106	14:49:54.738
5	1:04.229	+0.184	14:50:58.967
6	1:04.045		14:52:03.012
7	1:44.953	+40.908	14:53:47.965
(7) Richard Finlay			
1	1:10.325	+5.753	14:45:03.960
2	1:45.414	+40.842	14:46:49.374
3	1:14.705	+10.133	14:48:04.079
4	1:51.546	+46.974	14:49:55.625
5	1:05.029	+0.457	14:51:00.654
6	1:04.572		14:52:05.226
7	1:46.006	+41.434	14:53:51.232
(54) Charlie Linnane			
1	1:09.243	+4.031	14:45:02.838
2	1:45.833	+40.621	14:46:48.671
3	1:14.619	+9.407	14:48:03.290
4	1:52.206	+46.994	14:49:55.496
5	1:05.212		14:51:00.708
6	1:06.066	+0.854	14:52:06.774
7	1:45.027	+39.815	14:53:51.801
(46) Ulick Burke			
1	1:10.808	+5.938	14:45:04.750
2	1:45.040	+40.170	14:46:49.790
3	1:14.743	+9.873	14:48:04.533
4	1:51.510	+46.640	14:49:56.043
5	1:04.870		14:51:00.913
6	1:06.420	+1.550	14:52:07.333
7	1:44.979	+40.109	14:53:52.312
(8) Peter Drennan			
1	1:07.038	+2.831	14:45:00.395
2	1:47.718	+43.311	14:46:48.113
3	1:14.780	+10.373	14:48:02.893
4	1:52.217	+47.810	14:49:55.110
5	1:04.407		14:50:59.517

Results provisional until the conclusion of judicial and technical matters

Orbits

Chief Timekeeper: D.Bradfield

Clerk of the Course: Chris Edwards

Live timing available at timing.rhwright.co.uk

www.mylaps.com

Licensed to: R.H.Wright Timing



R.H.Wright Timing

500MRCI Formula Ford Race Meeting

Sorted on Laps

Roadsports/NI Sevens/Globals

Kirkistown 500 MRCI 1.512 miles

Race 2 (R13)

29/07/2023 14:55

Race (12:00 and 1 Laps) started at 14:43:31

Pos	No.	Name	Make	Laps	Total Tm	Best Tm	Best Speed	In Lap	Avg. Speed
Globals									
1	11	Cameron Fenton	0.6 Global GT	7	10:13.712	1:03.796	85.319	6	62.083
2	60	Jack Finlay	0.6 Global GT	7	10:16.452	1:04.045	84.987	6	61.807
3	7	Richard Finlay	0.6 Global GT	7	10:19.719	1:04.572	84.294	6	61.481
4	54	Charlie Linnane	0.6 Global GT	7	10:20.288	1:05.212	83.467	5	61.425
5	46	Ulick Burke	0.6 Global GT	7	10:20.799	1:04.870	83.907	5	61.374
Not classified									
DNF	8	Peter Drennan	0.6 Global GT	5	7:28.004	1:04.407	84.510	5	60.747
DNF	2	Pat Murphy	0.6 Global GT		22.215		-	0	-
DNF	17	Joe Christian	0.6 Global GT		22.252		-	0	-
NI Sevens									
1	25	Graham Moore	1.0 GMS Honda	7	9:21.652	1:02.975	86.431	6	67.838
2	15	Paul Thompson	1.0 Striker Honda	7	9:30.257	1:04.939	83.817	6	66.814
3	44	Richard Francis	1.0 Locost Honda	7	9:33.404	1:04.527	84.353	6	66.447
4	50	Richard Morgan	1.0 Westfield honda	7	9:39.208	1:05.438	83.178	5	65.781
5	22	Allen Millar	1.0 GMS Honda	7	9:46.988	1:08.275	79.722	6	64.910
Not classified									
DNS	303	Brian Crawford	1.0 Vortex Honda				-	0	-
Roadsports C									
1	20	Jim Larkham	1.3 Radical PR06	7	9:07.983	1:00.640	89.760	6	69.530
2	120	Mike Ward	1.3 Radical PR06	7	9:22.590	1:02.063	87.702	6	67.725
3	56	John Benson	2.0 Crossle 37S	7	9:24.426	1:02.914	86.515	6	67.504
4	55	Bernard Foley	2.0 Crossle 47S	7	9:28.548	1:04.643	84.201	5	67.015

Announcements

Race red flag and result declared on Lap 7

Margin of Victory	Avg. Speed	Best Lap Tm	Best Speed	Best Lap by
13.669	69.530	1:00.640	89.760	20 - Jim Larkham

Results provisional until the conclusion of judicial and technical matters

Orbits

Chief Timekeeper: D.Bradfield

Clerk of the Course: Chris Edwards

Live timing available at timing.rhwright.co.uk

www.mylaps.com

Licensed to: R.H.Wright Timing

Printed: 30/07/2023 16:26:27



500MRCI Formula Ford Race Meeting

Roadsports/NI Sevens/Globals

Kirkistown 500 MRCI 1.512 miles


Race 2 (R13)

29/07/2023 14:55

Race (12:00 and 1 Laps)

14	70	
	27	
13	2	46
	25	26
12	54	17
	23	24
11	8	7
	21	22
10	11	60
	19	20
9		18
	17	
8		16
	15	31
7	10	14
	13	50
6	44	12
	11	34
5	201	10
	9	303
4	22	8
	7	15
3	25	6
	5	55
2	120	4
	3	56
1	20	2
	1	

POLE POSITION



Results provisional until the conclusion of judicial and technical matters

Orbits

Chief Timekeeper: D.Bradfield

Clerk of the Course: Chris Edwards

Live timing available at timing.rhwright.co.uk

www.mylaps.com

Licensed to: R.H.Wright Timing

Printed: 28/07/2023 14:48:35



500MRCI Superkart Saturday


Superkarts

Kirkistown 500 MRCI 1.512 miles

Qualifying

29/07/2023 09:10

Qualifying started at 9:23:24



Lap	Lap Tm	Diff	Time of Day
(43) Brian Jones			
1	57.620	+1.608	9:25:29.070
2	56.012		9:26:25.082
(53) Alan Crossen			
1	1:00.981	+3.536	9:25:53.124
2	58.867	+1.422	9:26:51.991
3	57.831	+0.386	9:27:49.822
4	58.420	+0.975	9:28:48.242
5	58.824	+1.379	9:29:47.066
6	1:11.806	+14.361	9:30:58.872
7	57.445		9:31:56.317
(72) Richard Dewart			
1	59.854	+2.085	9:29:23.586
2	58.556	+0.787	9:30:22.142
3	1:00.586	+2.817	9:31:22.728
4	57.769		9:32:20.497
5	58.186	+0.417	9:33:18.683
6	58.373	+0.604	9:34:17.056
(83) Colin Menary			
1	1:00.554	+0.444	9:25:47.137
2	1:00.130	+0.020	9:26:47.267
3	1:00.110		9:27:47.377
4	1:00.460	+0.350	9:28:47.837
(77) Stephen McAdam			
1	1:01.306		9:28:50.018
2	1:02.201	+0.895	9:29:52.219
(28) Alan Witherow			
1	1:05.923	+3.593	9:26:02.016
2	1:03.625	+1.295	9:27:05.641
3	1:03.141	+0.811	9:28:08.782
4	1:02.707	+0.377	9:29:11.489
5	1:02.330		9:30:13.819
(40) Aaron Newell			
1	1:04.004	+1.590	9:26:00.931
2	1:03.246	+0.832	9:27:04.177
3	1:03.362	+0.948	9:28:07.539
4	1:02.673	+0.259	9:29:10.212
5	1:02.414		9:30:12.626
(17) Scott Greenaway			
1	1:22.976	+19.406	9:26:55.457
2	1:14.236	+10.666	9:28:09.693
3	1:06.995	+3.425	9:29:16.688
4	1:04.071	+0.501	9:30:20.759
5	1:06.245	+2.675	9:31:27.004
6	1:03.570		9:32:30.574
7	1:03.681	+0.111	9:33:34.255
(25) Noel Lindsay			
1	1:19.273	+14.513	9:28:32.209
2	1:08.896	+4.136	9:29:41.105
3	1:05.621	+0.861	9:30:46.726
4	1:04.986	+0.226	9:31:51.712
5	1:04.760		9:32:56.472
6	1:05.308	+0.548	9:34:01.780
(19) Philip Mills			
1	1:16.738	+11.898	9:27:28.520
2	1:06.821	+1.981	9:28:35.341
3	1:05.458	+0.618	9:29:40.799
4	1:05.203	+0.363	9:30:46.002
5	1:06.015	+1.175	9:31:52.017
6	1:05.990	+1.150	9:32:58.007
7	1:04.840		9:34:02.847
(51) Geoffrey Simms			
1	1:15.887	+10.178	9:26:14.360

Lap	Lap Tm	Diff	Time of Day
2	1:09.366	+3.657	9:27:23.726
3	1:13.100	+7.391	9:28:36.826
4	1:07.010	+1.301	9:29:43.836
5	1:05.709		9:30:49.545

Lap	Lap Tm	Diff	Time of Day
-----	--------	------	-------------

Results provisional until the conclusion of judicial and technical matters

Orbits

Chief Timekeeper: D.Bradfield

Clerk of the Course: Chris Edwards

Live timing available at timing.rhwright.co.uk

www.mylaps.com

Licensed to: R.H.Wright Timing



R.H.Wright Timing

500MRCI Superkart Saturday

Sorted on best lap time

Superkarts

Kirkistown 500 MRCI 1.512 miles

Qualifying

29/07/2023 09:10

Qualifying started at 9:23:24

Pos	No.	Name	Make	Best Tm	Diff	In Lap	Best Speed	2nd Best	2nd Lap
125 Superkarts									
1	28	Alan Witherow	Anderson TM	1:02.330		5	87.326	1:02.707	4
2	40	Aaron Newell	Anderson TM	1:02.414	0.084	5	87.208	1:02.673	4
3	17	Scott Greenaway	Anderson TM	1:03.570	1.240	6	85.622	1:03.681	7
4	25	Noel Lindsay	Superkart F1 TM	1:04.760	2.430	5	84.049	1:04.986	4
5	19	Philip Mills	Anderson TM	1:04.840	2.510	7	83.945	1:05.203	4
6	51	Geoffrey Simms	Superkart F1 TM	1:05.709	3.379	5	82.835	1:07.010	4
7	86	Eoin Ryan	Anderson TM			0	-		0
250 Superkarts									
1	43	Brian Jones	Anderson PVP	56.012		2	97.176	57.620	1
2	53	Alan Crossen	Anderson VM	57.445	1.433	7	94.752	57.831	3
3	72	Richard Dewart	Anderson VM	57.769	1.757	4	94.220	58.186	5
4	83	Colin Menary	Anderson FPE	1:00.110	4.098	3	90.551	1:00.130	2
5	77	Stephen McAdam	Anderson PVP	1:01.306	5.294	1	88.784	1:02.201	2
6	55	Ross Witherow	Anderson PVP			0	-		0
7	3	Liam Fox	Anderson FPE			0	-		0

Announcements

Kart 3 -No Transponder times recorded. Please fit a working transponder as per MSUK Reg Q12.8.1

Results provisional until the conclusion of judicial and technical matters

Orbits

Chief Timekeeper: D.Bradfield

Clerk of the Course: Chris Edwards

Live timing available at timing.rhwright.co.uk

www.mylaps.com

Licensed to: R.H.Wright Timing

Printed: 29/07/2023 09:37:45



500MRCI Superkart Saturday

Superkarts

Kirkistown 500 MRCI 1.512 miles

Race 1 (Wilkinson Trophy Race)

29/07/2023 11:10

Race (8:00 and 1 Laps) started at 11:24:44

Lap	Lap Tm	Diff	Time of Day
(43) Brian Jones			
1	57.824	+2.627	11:25:42.376
2	55.830	+0.633	11:26:38.206
3	55.233	+0.036	11:27:33.439
4	55.197		11:28:28.636
5	55.535	+0.338	11:29:24.171
6	55.485	+0.288	11:30:19.656
7	56.466	+1.269	11:31:16.122
8	55.431	+0.234	11:32:11.553
9	56.067	+0.870	11:33:07.620
10	55.673	+0.476	11:34:03.293
(53) Alan Crossen			
1	58.934	+2.915	11:25:43.588
2	56.152	+0.133	11:26:39.740
3	56.270	+0.251	11:27:36.010
4	56.137	+0.118	11:28:32.147
5	56.067	+0.048	11:29:28.214
6	56.294	+0.275	11:30:24.508
7	56.019		11:31:20.527
8	58.132	+2.113	11:32:18.659
9	56.653	+0.634	11:33:15.312
10	57.457	+1.438	11:34:12.769
(3) Liam Fox			
1	1:01.400	+4.740	11:25:46.447
2	57.683	+1.023	11:26:44.130
3	56.771	+0.111	11:27:40.901
4	57.266	+0.606	11:28:38.167
5	57.137	+0.477	11:29:35.304
6	56.660		11:30:31.964
7	56.714	+0.054	11:31:28.678
8	56.949	+0.289	11:32:25.627
9	57.980	+1.320	11:33:23.607
10	56.890	+0.230	11:34:20.497
(72) Richard Dewart			
1	1:00.088	+2.455	11:25:44.931
2	58.039	+0.406	11:26:42.970
3	57.633		11:27:40.603
4	58.184	+0.551	11:28:38.787
5	57.797	+0.164	11:29:36.584
6	58.225	+0.592	11:30:34.809
7	58.218	+0.585	11:31:33.027
8	58.413	+0.780	11:32:31.440
9	58.109	+0.476	11:33:29.549
10	1:00.727	+3.094	11:34:30.276
(77) Stephen McAdam			
1	1:02.077	+3.417	11:25:47.136
2	58.922	+0.262	11:26:46.058
3	59.427	+0.767	11:27:45.485
4	58.670	+0.010	11:28:44.155
5	58.893	+0.233	11:29:43.048
6	58.660		11:30:41.708
7	58.895	+0.235	11:31:40.603
8	58.796	+0.136	11:32:39.399
9	58.906	+0.246	11:33:38.305
10	58.668	+0.008	11:34:36.973
(40) Aaron Newell			
1	1:04.055	+1.730	11:25:50.013
2	1:02.325		11:26:52.338
3	1:02.492	+0.167	11:27:54.830
4	1:02.547	+0.222	11:28:57.377
5	1:02.789	+0.464	11:30:00.166
6	1:02.938	+0.613	11:31:03.104
7	1:02.504	+0.179	11:32:05.608
8	1:02.549	+0.224	11:33:08.157
9	1:02.722	+0.397	11:34:10.879
(28) Alan Witherow			
1	1:05.100	+2.868	11:25:51.049

Lap	Lap Tm	Diff	Time of Day
2	1:03.434	+1.202	11:26:54.483
3	1:03.395	+1.163	11:27:57.878
4	1:03.160	+0.928	11:29:01.038
5	1:02.969	+0.737	11:30:04.007
6	1:02.872	+0.640	11:31:06.879
7	1:02.992	+0.760	11:32:09.871
8	1:02.646	+0.414	11:33:12.517
9	1:02.232		11:34:14.749
(17) Scott Greenaway			
1	1:06.739	+4.407	11:25:53.411
2	1:03.062	+0.730	11:26:56.473
3	1:02.767	+0.435	11:27:59.240
4	1:02.605	+0.273	11:29:01.845
5	1:02.469	+0.137	11:30:04.314
6	1:02.848	+0.516	11:31:07.162
7	1:03.049	+0.717	11:32:10.211
8	1:02.622	+0.290	11:33:12.833
9	1:02.332		11:34:15.165
(25) Noel Lindsay			
1	1:05.630	+1.430	11:25:51.988
2	1:04.391	+0.191	11:26:56.379
3	1:04.884	+0.684	11:28:01.263
4	1:05.235	+1.035	11:29:06.498
5	1:04.635	+0.435	11:30:11.133
6	1:04.928	+0.728	11:31:16.061
7	1:05.582	+1.382	11:32:21.643
8	1:04.200		11:33:25.843
9	1:04.495	+0.295	11:34:30.338
(19) Philip Mills			
1	1:06.849	+2.182	11:25:53.848
2	1:04.667		11:26:58.515
3	1:05.112	+0.445	11:28:03.627
4	1:05.544	+0.877	11:29:09.171
5	1:05.299	+0.632	11:30:14.470
6	1:04.924	+0.257	11:31:19.394
7	1:04.908	+0.241	11:32:24.302
8	1:04.698	+0.031	11:33:29.000
9	1:05.319	+0.652	11:34:34.319
(51) Geoffrey Simms			
1	1:06.272	+1.573	11:25:53.188
2	1:05.531	+0.832	11:26:58.719
3	1:04.917	+0.218	11:28:03.636
4	1:05.322	+0.623	11:29:08.958
5	1:05.952	+1.253	11:30:14.910
6	1:04.829	+0.130	11:31:19.739
7	1:04.744	+0.045	11:32:24.483
8	1:04.699		11:33:29.182
9	1:05.294	+0.595	11:34:34.476
(86) Eoin Ryan			
1	1:48.410	+42.565	11:26:36.614
2	1:26.533	+20.688	11:28:03.147
3	1:16.940	+11.095	11:29:20.087
4	1:17.512	+11.667	11:30:37.599
5	1:08.251	+2.406	11:31:45.850
6	1:06.226	+0.381	11:32:52.076
7	1:05.845		11:33:57.921
8	1:32.592	+26.747	11:35:30.513
(55) Ross Witherow			
1	59.472	+3.095	11:25:44.614
2	57.079	+0.702	11:26:41.693
3	56.480	+0.103	11:27:38.173
4	56.377		11:28:34.550
5	56.650	+0.273	11:29:31.200
6	56.683	+0.306	11:30:27.883
7	56.662	+0.285	11:31:24.545
8	57.104	+0.727	11:32:21.649
9	1:03.168	+6.791	11:33:24.817

Lap	Lap Tm	Diff	Time of Day
(83) Colin Menary			
1	1:00.699	+2.346	11:25:45.523
2	58.675	+0.322	11:26:44.198
3	58.713	+0.360	11:27:42.911
4	58.353		11:28:41.264
5	59.147	+0.794	11:29:40.411
6	1:03.241	+4.888	11:30:43.652
7	1:00.469	+2.116	11:31:44.121
8	1:23.124	+24.771	11:33:07.245

Results provisional until the conclusion of judicial and technical matters

Orbits

Chief Timekeeper: D.Bradfield

Clerk of the Course: Chris Edwards

Live timing available at timing.rhwright.co.uk

www.mylaps.com

Licensed to: R.H.Wright Timing





500MRCI Superkart Saturday

Sorted on Laps

Superkarts

Kirkistown 500 MRCI 1.512 miles

Race 1 (Wilkinson Trophy Race)

29/07/2023 11:10

Race (8:00 and 1 Laps) started at 11:24:44

Pos	No.	Name	Make	Laps	Total Tm	Best Tm	Best Speed	In Lap	Avg. Speed
125 Superkarts									
1	40	Aaron Newell	Anderson TM	9	9:26.327	1:02.325	87.333	2	86.500
2	28	Alan Witherow	Anderson TM	9	9:30.197	1:02.232	87.463	9	85.913
3	17	Scott Greenaway	Anderson TM	9	9:30.613	1:02.332	87.323	9	85.850
4	25	Noel Lindsay	Superkart F1 TM	9	9:45.786	1:04.200	84.782	8	83.626
5	19	Philip Mills	Anderson TM	9	9:49.767	1:04.667	84.170	2	83.062
6	51	Geoffrey Simms	Superkart F1 TM	9	9:49.924	1:04.699	84.128	8	83.040
7	86	Eoin Ryan	Anderson TM	8	10:45.961	1:05.845	82.664	7	67.410
250 Superkarts									
1	43	Brian Jones	Anderson PVP	10	9:18.741	55.197	98.611	4	97.416
2	53	Alan Crossen	Anderson VM	10	9:28.217	56.019	97.164	7	95.791
3	3	Liam Fox	Anderson FPE	10	9:35.945	56.660	96.065	6	94.506
4	72	Richard Dewart	Anderson VM	10	9:45.724	57.633	94.443	3	92.928
5	77	Stephen McAdam	Anderson PVP	10	9:52.421	58.660	92.789	6	91.878
Not classified									
DNF	55	Ross Witherow	Anderson PVP	9	8:40.265	56.377	96.547	4	94.158
DNF	83	Colin Menary	Anderson FPE	8	8:22.693	58.353	93.277	4	86.622

Margin of Victory	Avg. Speed	Best Lap Tm	Best Speed	Best Lap by
9.476	97.416	55.197	98.611	43 - Brian Jones

Results provisional until the conclusion of judicial and technical matters

Orbits

Chief Timekeeper: D.Bradfield

Clerk of the Course: Chris Edwards

Live timing available at timing.rhwright.co.uk

www.mylaps.com

Licensed to: R.H.Wright Timing

Printed: 29/07/2023 11:36:08



R.H.Wright Timing

500MRCI Superkart Saturday

Superkarts

Kirkistown 500 MRCI 1.512 miles

Race 1 (Wilkinson Trophy Race)

29/07/2023 11:10

Race (8:00 and 1 Laps)

9	3	
	17	
8	77	55
	15	16
7	72	83
	13	14
6	43	53
	11	12
5		10
	9	
4	86	
	7	8
3	19	51
	5	6
2	17	25
	3	4
1	28	40
	1	2

POLE POSITION



Results provisional until the conclusion of judicial and technical matters

Orbits

Chief Timekeeper: D.Bradfield

Clerk of the Course: Chris Edwards

Live timing available at timing.rhwright.co.uk

www.mylaps.com

Licensed to: R.H.Wright Timing

Printed: 29/07/2023 09:38:39



500MRCI Superkart Saturday

Superkarts

Kirkistown 500 MRCI 1.512 miles

Race 2 (Dickie Curran Memorial)

29/07/2023 14:00

Race (8:00 and 1 Laps) started at 14:00:50

Lap	Lap Tm	Diff	Time of Day
(53) Alan Crossen			
1	1:00.268	+4.249	14:01:50.626
2	57.559	+1.540	14:02:48.185
3	56.035	+0.016	14:03:44.220
4	57.320	+1.301	14:04:41.540
5	56.220	+0.201	14:05:37.760
6	56.019		14:06:33.779
7	56.362	+0.343	14:07:30.141
8	56.428	+0.409	14:08:26.569
9	56.371	+0.352	14:09:22.940
10	56.833	+0.814	14:10:19.773
(55) Ross Witherow			
1	59.636	+3.122	14:01:50.320
2	56.969	+0.455	14:02:47.289
3	56.762	+0.248	14:03:44.051
4	56.681	+0.167	14:04:40.732
5	56.992	+0.478	14:05:37.724
6	56.955	+0.441	14:06:34.679
7	56.514		14:07:31.193
8	57.404	+0.890	14:08:28.597
9	56.788	+0.274	14:09:25.385
10	57.087	+0.573	14:10:22.472
(3) Liam Fox			
1	1:00.676	+3.589	14:01:51.115
2	57.690	+0.603	14:02:48.805
3	57.389	+0.302	14:03:46.194
4	57.431	+0.344	14:04:43.625
5	57.321	+0.234	14:05:40.946
6	57.127	+0.040	14:06:38.073
7	57.087		14:07:35.160
8	57.417	+0.330	14:08:32.577
9	58.017	+0.930	14:09:30.594
10	57.659	+0.572	14:10:28.253
(77) Stephen McAdam			
1	1:01.557	+3.494	14:01:52.276
2	59.000	+0.937	14:02:51.276
3	58.558	+0.495	14:03:49.834
4	58.631	+0.568	14:04:48.465
5	58.621	+0.558	14:05:47.086
6	58.063		14:06:45.149
7	58.746	+0.683	14:07:43.895
8	58.997	+0.934	14:08:42.892
9	58.618	+0.555	14:09:41.510
10	58.801	+0.738	14:10:40.311
(28) Alan Witherow			
1	1:04.241	+1.649	14:01:56.251
2	1:02.771	+0.179	14:02:59.022
3	1:02.592		14:04:01.614
4	1:02.863	+0.271	14:05:04.477
5	1:02.859	+0.267	14:06:07.336
6	1:03.027	+0.435	14:07:10.363
7	1:02.985	+0.393	14:08:13.348
8	1:02.608	+0.016	14:09:15.956
9	1:03.072	+0.480	14:10:19.028
10	1:02.637	+0.045	14:11:21.665
(17) Scott Greenaway			
1	1:04.520	+2.056	14:01:56.760
2	1:02.570	+0.106	14:02:59.330
3	1:02.539	+0.075	14:04:01.869
4	1:02.939	+0.475	14:05:04.808
5	1:02.635	+0.171	14:06:07.443
6	1:03.082	+0.618	14:07:10.525
7	1:03.298	+0.834	14:08:13.823
8	1:02.464		14:09:16.287
9	1:02.897	+0.433	14:10:19.184
10	1:02.734	+0.270	14:11:21.918
(25) Noel Lindsay			

Lap	Lap Tm	Diff	Time of Day
1	1:06.875	+2.979	14:01:58.991
2	1:05.269	+1.373	14:03:04.260
3	1:05.222	+1.326	14:04:09.482
4	1:04.724	+0.828	14:05:14.206
5	1:04.496	+0.600	14:06:18.702
6	1:04.153	+0.257	14:07:22.855
7	1:06.086	+2.190	14:08:28.941
8	1:03.896		14:09:32.837
9	1:04.078	+0.182	14:10:36.915
(86) Eoin Ryan			
1	1:08.341	+4.494	14:02:01.035
2	1:04.446	+0.599	14:03:05.481
3	1:04.555	+0.708	14:04:10.036
4	1:04.414	+0.567	14:05:14.450
5	1:04.613	+0.766	14:06:19.063
6	1:04.243	+0.396	14:07:23.306
7	1:05.111	+1.264	14:08:28.417
8	1:04.970	+1.123	14:09:33.387
9	1:03.847		14:10:37.234
(19) Philip Mills			
1	1:07.220	+2.926	14:01:59.558
2	1:05.295	+1.001	14:03:04.853
3	1:05.378	+1.084	14:04:10.231
4	1:04.751	+0.457	14:05:14.982
5	1:04.804	+0.510	14:06:19.786
6	1:04.294		14:07:24.080
7	1:04.973	+0.679	14:08:29.053
8	1:04.729	+0.435	14:09:33.782
9	1:04.341	+0.047	14:10:38.123
(83) Colin Menary			
1	1:03.258	+4.740	14:01:53.871
2	1:00.340	+1.822	14:02:54.211
3	59.913	+1.395	14:03:54.124
4	58.518		14:04:52.642
5	59.692	+1.174	14:05:52.334
6	58.696	+0.178	14:06:51.030
7	1:00.956	+2.438	14:07:51.986
(72) Richard Dewart			
1	59.699	+1.454	14:01:50.157
2	58.245		14:02:48.402
3	59.040	+0.795	14:03:47.442
4	58.362	+0.117	14:04:45.804
5	58.622	+0.377	14:05:44.426
(43) Brian Jones			
1	57.739	+2.299	14:01:47.907
2	55.440		14:02:43.347
3	57.110	+1.670	14:03:40.457
4	57.400	+1.960	14:04:37.857
(51) Geoffrey Simms			
1	1:08.683		14:02:01.288

Results provisional until the conclusion of judicial and technical matters

Orbits

Chief Timekeeper: D.Bradfield

Clerk of the Course: Chris Edwards

Live timing available at timing.rhwright.co.uk

www.mylaps.com

Licensed to: R.H.Wright Timing





R.H.Wright Timing

500MRCI Superkart Saturday

Sorted on Laps

Superkarts

Kirkistown 500 MRCI 1.512 miles

Race 2 (Dickie Curran Memorial)

29/07/2023 14:00

Race (8:00 and 1 Laps) started at 14:00:50

Pos	No.	Name	Make	Laps	Total Tm	Best Tm	Best Speed	In Lap	Avg. Speed
125 Superkarts									
1	28	Alan Witherow	Anderson TM	10	10:31.497	1:02.592	86.960	3	86.192
2	17	Scott Greenaway	Anderson TM	10	10:31.750	1:02.464	87.139	8	86.158
3	25	Noel Lindsay	Superkart F1 TM	9	9:46.747	1:03.896	85.186	8	83.489
4	86	Eoin Ryan	Anderson TM	9	9:47.066	1:03.847	85.251	9	83.444
5	19	Philip Mills	Anderson TM	9	9:47.955	1:04.294	84.658	6	83.318
Not classified									
DNF	51	Geoffrey Simms	Superkart F1 TM	1	1:11.120	1:08.683	79.248	1	76.533
DNF	40	Aaron Newell	Anderson TM					0	
250 Superkarts									
1	53	Alan Crossen	Anderson VM	10	9:29.605	56.019	97.164	6	95.558
2	55	Ross Witherow	Anderson PVP	10	9:32.304	56.514	96.313	7	95.107
3	3	Liam Fox	Anderson FPE	10	9:38.085	57.087	95.346	7	94.156
4	77	Stephen McAdam	Anderson PVP	10	9:50.143	58.063	93.743	6	92.232
Not classified									
DNF	83	Colin Menary	Anderson FPE	7	7:01.818	58.518	93.014	4	90.326
DNF	72	Richard Dewart	Anderson VM	5	4:54.258	58.245	93.450	2	92.487
DNF	43	Brian Jones	Anderson PVP	4	3:47.689	55.440	98.179	2	95.622

Margin of Victory	Avg. Speed	Best Lap Tm	Best Speed	Best Lap by
2.699	95.558	56.019	97.164	53 - Alan Crossen

Results provisional until the conclusion of judicial and technical matters

Orbits

Chief Timekeeper: D.Bradfield

Clerk of the Course: Chris Edwards

Live timing available at timing.rhwright.co.uk

www.mylaps.com

Licensed to: R.H.Wright Timing

Printed: 29/07/2023 14:12:41



500MRCI Superkart Saturday

Superkarts

Kirkistown 500 MRCI 1.512 miles

Race 2 (Dickie Curran Memorial)

29/07/2023 14:00

Race (8:00 and 1 Laps)

9	86	
	17	
8	19	51
	15	16
7	17	25
	13	14
6	40	28
	11	12
5		10
	9	
4	83	
	7	8
3	77	55
	5	6
2	3	72
	3	4
1	43	53
	1	2

POLE POSITION

Results provisional until the conclusion of judicial and technical matters

Orbits

Chief Timekeeper: D.Bradfield

Clerk of the Course: Chris Edwards

Live timing available at timing.rhwright.co.uk

www.mylaps.com

Licensed to: R.H.Wright Timing

Printed: 29/07/2023 11:47:11



500MRCI Superkart Saturday


Superkarts

Kirkistown 500 MRCI 1.512 miles

Race 3 (K Plate)

29/07/2023 17:25

Race (8:00 and 1 Laps) started at 16:58:17



Lap	Lap Tm	Diff	Time of Day
(43) Brian Jones			
1	1:03.200	+6.310	16:59:20.726
2	58.397	+1.507	17:00:19.123
3	57.731	+0.841	17:01:16.854
4	57.303	+0.413	17:02:14.157
5	57.056	+0.166	17:03:11.213
6	57.204	+0.314	17:04:08.417
7	58.582	+1.692	17:05:06.999
8	57.340	+0.450	17:06:04.339
9	58.022	+1.132	17:07:02.361
10	56.890		17:07:59.251
(53) Alan Crossen			
1	1:04.698	+8.365	16:59:22.034
2	59.132	+2.799	17:00:21.166
3	58.477	+2.144	17:01:19.643
4	57.888	+1.555	17:02:17.531
5	57.811	+1.478	17:03:15.342
6	57.098	+0.765	17:04:12.440
7	56.850	+0.517	17:05:09.290
8	56.333		17:06:05.623
9	57.114	+0.781	17:07:02.737
10	56.732	+0.399	17:07:59.469
(3) Liam Fox			
1	1:02.827	+4.739	16:59:20.147
2	59.445	+1.357	17:00:19.592
3	58.511	+0.423	17:01:18.103
4	58.316	+0.228	17:02:16.419
5	58.264	+0.176	17:03:14.683
6	58.185	+0.097	17:04:12.868
7	58.735	+0.647	17:05:11.603
8	58.425	+0.337	17:06:10.028
9	58.088		17:07:08.116
10	58.356	+0.268	17:08:06.472
(72) Richard Dewart			
1	1:04.176	+6.015	16:59:21.864
2	59.034	+0.873	17:00:20.898
3	58.704	+0.543	17:01:19.602
4	59.889	+1.728	17:02:19.491
5	58.161		17:03:17.652
6	58.269	+0.108	17:04:15.921
7	58.304	+0.143	17:05:14.225
8	59.249	+1.088	17:06:13.474
9	58.632	+0.471	17:07:12.106
10	58.934	+0.773	17:08:11.040
(40) Aaron Newell			
1	1:05.748	+2.719	16:59:25.896
2	1:03.927	+0.897	17:00:29.823
3	1:03.932	+0.902	17:01:33.755
4	1:03.932	+0.902	17:02:37.687
5	1:03.410	+0.380	17:03:41.097
6	1:03.894	+0.864	17:04:44.991
7	1:03.490	+0.460	17:05:48.481
8	1:03.484	+0.454	17:06:51.965
9	1:03.030		17:07:54.995
10	1:03.380	+0.350	17:08:58.375
(17) Scott Greenaway			
1	1:08.070	+3.409	16:59:27.640
2	1:05.135	+0.474	17:00:32.775
3	1:06.477	+1.816	17:01:39.252
4	1:05.627	+0.966	17:02:44.879
5	1:04.661		17:03:49.540
6	1:04.924	+0.263	17:04:54.464
7	1:04.986	+0.325	17:05:59.450
8	1:05.263	+0.602	17:07:04.713
9	1:05.247	+0.586	17:08:09.960
(25) Noel Lindsay			
1	1:09.044	+4.346	16:59:28.752

Lap	Lap Tm	Diff	Time of Day
2	1:06.399	+1.701	17:00:35.151
3	1:05.989	+1.291	17:01:41.140
4	1:06.047	+1.349	17:02:47.187
5	1:05.119	+0.421	17:03:52.306
6	1:05.676	+0.978	17:04:57.982
7	1:04.869	+0.171	17:06:02.851
8	1:05.828	+1.130	17:07:08.679
9	1:04.698		17:08:13.377
(86) Eoin Ryan			
1	1:08.972	+4.442	16:59:29.075
2	1:06.424	+1.894	17:00:35.499
3	1:05.377	+0.847	17:01:40.876
4	1:05.580	+1.050	17:02:46.456
5	1:05.047	+0.517	17:03:51.503
6	1:05.422	+0.892	17:04:56.925
7	1:05.783	+1.253	17:06:02.708
8	1:06.261	+1.731	17:07:08.969
9	1:04.530		17:08:13.499
(19) Philip Mills			
1	1:12.702	+6.410	16:59:32.960
2	1:09.024	+2.732	17:00:41.984
3	1:08.558	+2.266	17:01:50.542
4	1:08.674	+2.382	17:02:59.216
5	1:07.005	+0.713	17:04:06.221
6	1:07.212	+0.920	17:05:13.433
7	1:06.292		17:06:19.725
8	1:06.923	+0.631	17:07:26.648
9	1:06.607	+0.315	17:08:33.255
(51) Geoffrey Simms			
1	1:11.316	+2.454	16:59:31.798
2	1:11.683	+2.821	17:00:43.481
3	1:08.862		17:01:52.343
(55) Ross Witherow			
1	1:04.075	+5.332	16:59:21.488
2	58.743		17:00:20.231

Results provisional until the conclusion of judicial and technical matters

Orbits

Chief Timekeeper: D.Bradfield

Clerk of the Course: Chris Edwards

Live timing available at timing.rhwright.co.uk

www.mylaps.com

Licensed to: R.H.Wright Timing

Printed: 30/07/2023 16:02:12



R.H.Wright Timing

500MRCI Superkart Saturday

Sorted on Laps

Superkarts

Kirkistown 500 MRCI 1.512 miles

Race 3 (K Plate)

29/07/2023 17:25

Race (8:00 and 1 Laps) started at 16:58:17

Pos	No.	Name	Make	Laps	Total Tm	Best Tm	Best Speed	In Lap	Avg. Speed
125 Superkarts									
1	40	Aaron Newell	Anderson TM	10	10:41.055	1:03.030	86.356	9	84.907
2	17	Scott Greenaway	Anderson TM	9	9:52.640	1:04.661	84.178	5	82.659
3	25	Noel Lindsay	Superkart F1 TM	9	9:56.057	1:04.698	84.130	9	82.185
4	86	Eoin Ryan	Anderson TM	9	9:56.179	1:04.530	84.349	9	82.169
5	19	Philip Mills	Anderson TM	9	10:15.935	1:06.292	82.107	7	79.533
Not classified									
DNF	51	Geoffrey Simms	Superkart F1 TM	3	3:35.023	1:08.862	79.042	3	75.941
DNF	28	Alan Witherow	Anderson TM		2.151		-	0	-
250 Superkarts									
1	43	Brian Jones	Anderson PVP	10	9:41.931	56.890	95.676	10	93.534
2	53	Alan Crossen	Anderson VM	10	9:42.149	56.333	96.622	8	93.499
3	3	Liam Fox	Anderson FPE	10	9:49.152	58.088	93.703	9	92.387
4	72	Richard Dewart	Anderson VM	10	9:53.720	58.161	93.585	5	91.677
Not classified									
DNF	55	Ross Witherow	Anderson PVP	2	2:02.911	58.743	92.658	2	88.568
DNS	77	Stephen McAdam	Anderson PVP				-	0	-
DNS	83	Colin Menary	Anderson FPE				-	0	-

Margin of Victory

Avg. Speed

Best Lap Tm

Best Speed

Best Lap by

0.218

93.534

56.333

96.622

53 - Alan Crossen

Results provisional until the conclusion of judicial and technical matters

Orbits

Chief Timekeeper: D.Bradfield

Clerk of the Course: Chris Edwards

Live timing available at timing.rhwright.co.uk

www.mylaps.com

Licensed to: R.H.Wright Timing

Printed: 29/07/2023 17:10:46



R.H.Wright Timing

500MRCI Superkart Saturday

Superkarts

Kirkistown 500 MRCI 1.512 miles

Race 3 (K Plate)

29/07/2023 17:25

Race (8:00 and 1 Laps)

9	40	17	51
8	19	15	16
7	25	13	86
6	28	11	14
5	9	10	17
4	43	7	12
3	83	5	8
2	3	3	72
1	53	1	6
			77
			4
			55
			2

POLE POSITION

Results provisional until the conclusion of judicial and technical matters

Orbits

Chief Timekeeper: D.Bradfield

Clerk of the Course: Chris Edwards

Live timing available at timing.rhwright.co.uk

www.mylaps.com

Licensed to: R.H.Wright Timing

Printed: 29/07/2023 14:24:40