



**R.H.**  
**Wright**



## Kirkistown 500MRCI March Race Meeting

Formula Ford 1600

Kirkistown 500 MRCI 1.512 miles

Qualifying (Q6)

23/03/2024 11:00

Qualifying started at 11:09:27

Lap	Lap Tm	Diff	me of Day
-----	--------	------	-----------

(26) Jason Smyth

1	1:02.102	+1.203	1:43.433
2	1:01.864	+0.965	2:45.297
3	1:01.685	+0.786	3:46.982
4	1:01.365	+0.466	4:48.347
5	1:02.386	+1.487	5:50.733
6	1:01.116	+0.217	6:51.849
7	1:02.076	+1.177	7:53.925
8	1:00.899		8:54.824
9	1:02.240	+1.341	9:57.064

(99) Jordan Kelly

1	1:03.678	+2.688	1:44.615
2	1:01.625	+0.635	2:46.240
3	1:01.601	+0.611	3:47.841
4	1:01.218	+0.228	4:49.059
5	1:00.990		5:50.049
6	1:02.245	+1.255	6:52.294
7	1:01.054	+0.064	7:53.348
8	1:02.040	+1.050	8:55.388
9	1:01.093	+0.103	9:56.481

(28) David McCullough

1	1:10.053	+8.882	0:44.117
2	1:02.751	+1.580	1:46.868
3	1:01.948	+0.777	2:48.816
4	1:01.657	+0.486	3:50.473
5	1:01.529	+0.358	4:52.002
6	1:01.678	+0.507	5:53.680
7	1:01.394	+0.223	6:55.074
8	1:01.344	+0.173	7:56.418
9	1:01.171		8:57.589
10	1:04.154	+2.983	9:01.743

(88) Morgan Quinn

1	1:13.635	+12.187	0:41.877
2	1:02.306	+0.858	1:44.183
3	1:01.832	+0.384	2:46.015
4	1:02.383	+0.935	3:48.398
5	1:01.628	+0.180	4:50.026
6	1:02.212	+0.764	5:52.238
7	1:01.529	+0.081	6:53.767
8	1:03.704	+2.256	7:57.471
9	1:01.448		8:58.919
10	1:01.561	+0.113	9:00.480

(32) Isaac Canto

1	1:02.773	+1.269	1:45.183
2	1:01.992	+0.488	2:47.175
3	1:01.640	+0.136	3:48.815
4	1:01.504		4:50.319
5	1:01.837	+0.333	5:52.156
6	1:01.993	+0.489	6:54.149
7	1:01.653	+0.149	7:55.802
8	1:02.296	+0.792	8:58.098
9	1:01.916	+0.412	9:00.014

(111) David Parks

1	1:10.338	+8.202	0:46.428
2	1:03.110	+0.974	1:49.538
3	1:02.697	+0.561	2:52.235
4	1:02.549	+0.413	3:54.784
5	1:02.911	+0.775	4:57.695
6	1:03.854	+1.718	6:01.549
7	1:02.136		7:03.685
8	1:02.142	+0.006	8:05.827
9	1:04.492	+2.356	9:10.319
10	1:02.388	+0.252	9:12.707

(39) Rob Parks

1	1:11.678	+9.279	0:46.860
2	1:03.152	+0.753	1:50.012
3	1:02.924	+0.525	2:52.936

Lap	Lap Tm	Diff	me of Day
-----	--------	------	-----------

4	1:02.664	+0.265	3:55.600
5	1:02.505	+0.106	4:58.105
6	1:02.707	+0.308	6:00.812
7	1:03.051	+0.652	7:03.863
8	1:02.399		8:06.262
9	1:03.079	+0.680	9:09.341
10	1:02.793	+0.394	10:12.134

(89) Philip Harris

1	1:05.828	+2.417	1:58.898
2	1:04.435	+1.024	3:03.333
3	1:03.981	+0.570	4:07.314
4	1:03.914	+0.503	5:11.228
5	1:03.489	+0.078	6:14.717
6	1:03.684	+0.273	7:18.401
7	1:03.207	-0.204	8:21.608
8	1:03.824	+0.413	9:25.432
9	1:03.411		10:28.843

(90) Henry Campbell

1	1:10.533	+6.493	0:47.677
2	1:04.920	+0.880	1:52.597
3	1:04.725	+0.685	2:57.322
4	1:05.245	+1.205	4:02.567
5	1:04.696	+0.656	5:07.263
6	1:04.693	+0.653	6:11.956
7	1:04.766	+0.726	7:16.722
8	1:04.792	+0.752	8:21.514
9	1:04.724	+0.684	9:26.238
10	1:04.040		10:30.278

(23) David Nicholl

1	1:14.844	+10.256	0:55.034
2	1:06.598	+2.010	2:01.632
3	1:05.600	+1.012	3:07.232
4	1:04.973	+0.385	4:12.205
5	1:05.275	+0.687	5:17.480
6	1:07.468	+2.880	6:24.948
7	1:04.588		7:29.536
8	1:04.830	+0.242	8:34.366
9	1:04.975	+0.387	9:39.341

(122) Gerard-Owen Callaghan

1	1:07.786	+1.432	2:05.483
2	1:07.285	+0.931	3:12.768
3	1:06.812	+0.458	4:19.580
4	1:06.794	+0.440	5:26.374
5	1:06.354		6:32.728
6	1:06.701	+0.347	7:39.429
7	1:06.626	+0.272	8:46.055
8	1:06.953	+0.599	9:53.008

Lap	Lap Tm	Diff	me of Day
-----	--------	------	-----------

Results provisional until the conclusion of judicial and technical matters

Orbits

Timekeeper: D.Bradfield

Clerk of Course: Chris Edwards

Live timing available at [timing.rhwright.com](http://timing.rhwright.com)

[www.mylaps.com](http://www.mylaps.com)

Licensed to: R.H.Wright Timing

Printed: 24/03/2024 11:43:46



## Kirkistown 500MRCI March Race Meeting

Sorted on best lap time

Formula Ford 1600

Kirkistown 500 MRCI 1.512 miles

Qualifying (Q6)

23/03/2024 11:00

Qualifying started at 11:09:27

Pos	No.	Name	Make	Best Tm	Diff	In Lap	Best Speed	2nd Best	In Lap
1	26	Jason Smyth	Van Diemen LL02R	<b>1:00.899</b>		8	89.378	1:01.116	6
2	99	Jordan Kelly	Van Diemen RF00	<b>1:00.990</b>	0.091	5	89.244	1:01.054	7
3	28	David McCullough	Van Diemen RF00	<b>1:01.171</b>	0.272	9	88.980	1:01.344	8
4	88	Morgan Quinn	Van Diemen RF99	<b>1:01.448</b>	0.549	9	88.579	1:01.529	7
5	32	Isaac Canto	Van Diemen RF08	<b>1:01.504</b>	0.605	4	88.499	1:01.640	3
6	111	David Parks	Ray GR07	<b>1:02.136</b>	1.237	7	87.598	1:02.142	8
7	39	Rob Parks	Ray GR14	<b>1:02.399</b>	1.500	8	87.229	1:02.505	5
8	89	Philip Harris	Mondiale M89T	<b>1:03.411</b>	2.512	9	85.837	1:03.824	8
9	90	Henry Campbell	Reynard FF89	<b>1:04.040</b>	3.141	10	84.994	1:04.693	6
10	23	David Nicholl	Reynard FF89	<b>1:04.588</b>	3.689	7	84.273	1:04.830	8
11	122	Gerard-Owen Callaghan	Ray GR14	<b>1:06.354</b>	5.455	5	82.030	1:06.626	7

Results provisional until the conclusion of judicial and technical matters

Orbits

Timekeeper: D.Bradfield

Clerk of Course: Chris Edwards

Live timing available at [timing.rhwright.co.uk](http://timing.rhwright.co.uk)

[www.mylaps.com](http://www.mylaps.com)

Licensed to: R.H.Wright Timing

Printed: 23/03/2024 11:21:06



**R.H.  
Wright**



**Kirkistown 500MRCI March Race Meeting**

**Formula Ford 1600**

**Kirkistown 500 MRCI 1.512 miles**

**Race 1 (R7)**

**23/03/2024 14:10**

**Race (12:00 and 1 Laps) started at 14:04:32**

Lap	Lap Tm	Diff	me of Day
<b>(26) Jason Smyth</b>			
1	1:08.104	+7.030	1:43.248
2	1:01.850	+0.776	1:45.098
3	1:01.880	+0.806	1:46.978
4	1:01.443	+0.369	1:48.421
5	1:01.109	+0.035	1:49.530
6	1:01.074		1:50.604
7	1:01.590	+0.516	1:52.194
8	1:01.110	+0.036	1:53.304
9	1:01.282	+0.208	1:54.586
10	1:01.395	+0.321	1:55.981
11	1:01.530	+0.456	1:57.511
12	1:01.637	+0.563	1:59.148
13	1:02.418	+1.344	1:01.566

<b>(88) Morgan Quinn</b>			
1	1:06.976	+5.553	1:42.467
2	1:01.857	+0.434	1:44.324
3	1:02.727	+1.304	1:47.051
4	1:01.738	+0.315	1:48.789
5	1:01.442	+0.019	1:50.231
6	1:01.597	+0.174	1:51.828
7	1:01.902	+0.479	1:53.730
8	1:01.486	+0.063	1:55.216
9	1:01.846	+0.423	1:57.062
10	1:01.423		1:58.485
11	1:01.929	+0.506	1:00.414
12	1:01.583	+0.160	1:01.997
13	1:01.798	+0.375	1:03.795

<b>(28) David McCullough</b>			
1	1:06.600	+5.302	1:42.106
2	1:02.088	+0.790	1:44.194
3	1:02.275	+0.977	1:46.469
4	1:02.090	+0.792	1:48.559
5	1:01.796	+0.498	1:50.355
6	1:01.445	+0.147	1:51.800
7	1:01.626	+0.328	1:53.426
8	1:02.272	+0.974	1:55.698
9	1:01.298		1:56.996
10	1:01.567	+0.269	1:58.563
11	1:01.954	+0.656	1:00.517
12	1:01.966	+0.668	1:02.483
13	1:01.462	+0.164	1:03.945

<b>(32) Isaac Canto</b>			
1	1:07.188	+5.558	1:43.473
2	1:02.279	+0.649	1:45.752
3	1:02.073	+0.443	1:47.825
4	1:02.496	+0.866	1:50.321
5	1:02.691	+1.061	1:53.012
6	1:02.337	+0.707	1:55.349
7	1:02.439	+0.809	1:57.788
8	1:01.998	+0.368	1:59.786
9	1:01.795	+0.165	1:01.581
10	1:01.630		1:03.211
11	1:02.690	+1.060	1:05.901
12	1:01.913	+0.283	1:07.814
13	1:01.985	+0.355	1:09.799

<b>(111) David Parks</b>			
1	1:06.841	+5.191	1:42.988
2	1:02.220	+0.570	1:45.208
3	1:02.641	+0.991	1:47.849
4	1:02.398	+0.748	1:50.247
5	1:02.527	+0.877	1:52.774
6	1:02.433	+0.783	1:55.207
7	1:02.616	+0.966	1:57.823
8	1:02.422	+0.772	1:00.245
9	1:01.826	+0.176	1:02.071
10	1:01.650		1:03.721
11	1:02.372	+0.722	1:06.093
12	1:02.915	+1.265	1:09.008

Lap	Lap Tm	Diff	me of Day
<b>(39) Rob Parks</b>			
1	1:07.923	+5.513	1:45.261
2	1:03.061	+0.651	1:48.322
3	1:02.986	+0.576	1:51.308
4	1:02.608	+0.198	1:53.916
5	1:02.610	+0.200	1:56.526
6	1:02.789	+0.379	1:59.315
7	1:02.625	+0.215	1:01.940
8	1:02.818	+0.408	1:04.758
9	1:02.410		1:07.168
10	1:02.467	+0.057	1:09.635
11	1:02.959	+0.549	1:12.594
12	1:02.834	+0.424	1:15.428
13	1:02.975	+0.565	1:18.403

<b>(89) Philip Harris</b>			
1	1:07.870	+5.427	1:44.704
2	1:03.936	+1.493	1:48.640
3	1:03.189	+0.746	1:51.829
4	1:02.661	+0.218	1:54.490
5	1:02.443		1:56.933
6	1:03.356	+0.913	1:00.289
7	1:03.181	+0.738	1:03.470
8	1:03.067	+0.624	1:06.537
9	1:03.485	+1.042	1:10.022
10	1:03.261	+0.818	1:13.283
11	1:03.121	+0.678	1:16.404
12	1:03.417	+0.974	1:19.821
13	1:03.705	+1.262	1:23.526

<b>(90) Henry Campbell</b>			
1	1:08.657	+4.350	1:46.141
2	1:04.737	+0.430	1:50.878
3	1:04.421	+0.114	1:55.299
4	1:04.794	+0.487	1:00.093
5	1:04.733	+0.426	1:04.826
6	1:04.509	+0.202	1:09.335
7	1:04.417	+0.110	1:13.752
8	1:04.424	+0.117	1:18.176
9	1:04.307		1:22.483
10	1:04.750	+0.443	1:27.233
11	1:04.588	+0.281	1:31.821
12	1:04.637	+0.330	1:36.458
13	1:04.341	+0.034	1:40.799

<b>(23) David Nicholl</b>			
1	1:08.354	+4.578	1:45.684
2	1:03.799	+0.023	1:49.483
3	1:04.240	+0.464	1:53.723
4	1:06.936	+3.160	1:00.659
5	1:04.662	+0.886	1:05.321
6	1:04.691	+0.915	1:10.012
7	1:04.092	+0.316	1:14.104
8	1:04.596	+0.820	1:18.700
9	1:04.390	+0.614	1:23.090
10	1:03.776		1:26.866
11	1:05.161	+1.385	1:32.027
12	1:04.757	+0.981	1:36.784
13	1:04.389	+0.613	1:41.173

<b>(122) Gerard-Owen Callaghan</b>			
1	1:10.423	+4.674	1:48.232
2	1:09.843	+4.094	1:58.075
3	1:07.171	+1.422	1:05.246
4	1:06.935	+1.186	1:12.181
5	1:06.613	+0.864	1:18.794
6	1:07.315	+1.566	1:26.109
7	1:06.197	+0.448	1:32.306
8	1:06.045	+0.296	1:38.351
9	1:05.749		1:44.100
10	1:06.207	+0.458	1:50.307
11	1:06.071	+0.322	1:56.378

Results provisional until the conclusion of judicial and technical matters

Orbits

Timekeeper: D.Bradfield

Clerk of Course: Chris Edwards

www.mylaps.com

Live timing available at timing.rhwright.

Licensed to: R.H.Wright Timing

Printed: 24/03/2024 11:44:12



## Kirkistown 500MRCI March Race Meeting

Sorted on Laps

Formula Ford 1600

Kirkistown 500 MRCI 1.512 miles

Race 1 (R7)

23/03/2024 14:10

Race (12:00 and 1 Laps) started at 14:04:32

Pos	No.	Name	Make	Laps	Total Tm	Best Tm	Best Speed	In Lap	Avg. Speed
1	26	Jason Smyth	Van Diemen LL02R	13	13:28.748	1:01.074	89.122	6	87.492
2	88	Morgan Quinn	Van Diemen RF99	13	13:30.977	1:01.423	88.615	10	87.252
3	28	David McCullough	Van Diemen RF00	13	13:31.127	1:01.298	88.796	9	87.236
4	32	Isaac Canto	Van Diemen RF08	13	13:36.981	1:01.630	88.318	10	86.611
5	111	David Parks	Ray GR07	13	13:44.321	1:01.650	88.289	10	85.839
6	39	Rob Parks	Ray GR14	13	13:45.585	1:02.410	87.214	9	85.708
7	89	Philip Harris	Mondiale M89T	13	13:50.708	1:02.443	87.168	5	85.179
8	90	Henry Campbell	Reynard FF89	13	14:07.981	1:04.307	84.641	9	83.444
9	23	David Nicholl	Reynard FF89	13	14:08.355	1:03.776	85.346	10	83.408
10	122	Gerard-Owen Callaghan	Ray GR14	12	13:30.675	1:05.749	82.785	9	80.570

Not classified

DNF	99	Jordan Kelly	Van Diemen RF00	12	12:26.456	1:01.235	88.887	5	87.502
-----	----	--------------	-----------------	----	-----------	----------	--------	---	--------

Margin of Victory	Avg. Speed	Best Lap Tm	Best Speed	Best Lap by
2.229	87.492	1:01.074	89.122	26 - Jason Smyth

Results provisional until the conclusion of judicial and technical matters

Orbits

Timekeeper: D.Bradfield

Clerk of Course: Chris Edwards

Live timing available at [timing.rhwright.co.uk](http://timing.rhwright.co.uk)

[www.mylaps.com](http://www.mylaps.com)

Licensed to: R.H.Wright Timing

Printed: 23/03/2024 14:20:25



**R.H.Wright**  
**Timing**



**Kirkistown 500MRCI March Race Meeting**

Formula Ford 1600

Kirkistown 500 MRCI 1.512 miles

Race 1 (R7)

23/03/2024 14:10

Race (12:00 and 1 Laps)

6	122	
	11	
5	90	23
	9	10
4	39	89
	7	8
3	32	111
	5	6
2	28	88
	3	4
1	26	99
	1	2

POLE POSITION



Results provisional until the conclusion of judicial and technical matters

Orbits

Timekeeper: D.Bradfield

Clerk of Course: Chris Edwards

Live timing available at [timing.rhwright.co.uk](http://timing.rhwright.co.uk)

[www.mylaps.com](http://www.mylaps.com)

Licensed to: R.H.Wright Timing

Printed: 23/03/2024 11:22:12



**R.H.  
Wright**



**Kirkistown 500MRCI March Race Meeting**

**Formula Ford 1600**

**Kirkistown 500 MRCI 1.512 miles**

**Race 2 (R14)**

**23/03/2024 17:50**

**Race (10:00 and 1 Laps) started at 17:32:51**

Lap	Lap Tm	Diff	me of Day
<b>(26) Jason Smyth</b>			
1	1:13.052	+6.219	1:06.474
2	1:07.959	+1.126	1:14.433
3	1:07.383	+0.550	1:21.816
4	1:07.389	+0.556	1:29.205
5	1:07.231	+0.398	1:36.436
6	1:07.102	+0.269	1:43.538
7	1:07.042	+0.209	1:50.580
8	1:07.157	+0.324	1:57.737
9	1:06.833		1:04.570
10	1:07.970	+1.137	1:12.540
<b>(99) Jordan Kelly</b>			
1	1:15.315	+8.830	1:08.615
2	1:08.461	+1.976	1:17.076
3	1:09.161	+2.676	1:26.237
4	1:07.204	+0.719	1:33.441
5	1:07.613	+1.128	1:41.054
6	1:07.118	+0.633	1:48.172
7	1:06.881	+0.396	1:55.053
8	1:06.737	+0.252	2:01.790
9	1:06.546	+0.061	1:08.336
10	1:06.485		1:14.821
<b>(28) David McCullough</b>			
1	1:15.315	+7.552	1:09.527
2	1:08.721	+0.958	1:18.248
3	1:12.903	+5.140	1:31.151
4	1:07.763		1:38.914
5	1:08.663	+0.900	1:47.577
6	1:08.992	+1.229	1:56.569
7	1:08.638	+0.875	1:05.207
8	1:09.051	+1.288	1:14.258
9	1:08.009	+0.246	1:22.267
10	1:08.165	+0.402	1:30.432
<b>(32) Isaac Canto</b>			
1	1:16.384	+9.004	1:12.222
2	1:10.168	+2.788	1:22.390
3	1:10.163	+2.783	1:32.553
4	1:09.342	+1.962	1:41.895
5	1:09.137	+1.757	1:51.032
6	1:08.682	+1.302	1:59.714
7	1:08.004	+0.624	1:07.718
8	1:08.262	+0.882	1:15.980
9	1:07.920	+0.540	1:23.900
10	1:07.380		1:31.280
<b>(89) Philip Harris</b>			
1	1:22.373	+12.989	1:17.606
2	1:10.995	+1.611	1:28.601
3	1:11.932	+2.548	1:40.533
4	1:10.718	+1.334	1:51.251
5	1:09.816	+0.432	1:01.067
6	1:09.773	+0.389	1:10.840
7	1:09.384		1:20.224
8	1:09.658	+0.274	1:29.882
9	1:10.209	+0.825	1:40.091
10	1:11.395	+2.011	1:51.486
<b>(90) Henry Campbell</b>			
1	1:17.024	+6.094	1:13.328
2	1:14.285	+3.355	1:27.613
3	1:14.078	+3.148	1:41.691
4	1:11.693	+0.763	1:53.384
5	1:12.102	+1.172	1:05.486
6	1:11.334	+0.404	1:16.820
7	1:11.712	+0.782	1:28.532
8	1:11.723	+0.793	1:40.255
9	1:11.500	+0.570	1:51.755
10	1:10.930		1:02.685
<b>(23) David Nicholl</b>			

Lap	Lap Tm	Diff	me of Day
1	1:16.938	+4.440	1:12.414
2	1:12.738	+0.240	1:25.152
3	1:14.266	+1.768	1:39.418
4	1:13.440	+0.942	1:52.858
5	1:12.931	+0.433	1:05.789
6	1:12.931	+0.433	1:18.720
7	1:24.657	+12.159	1:43.377
8	1:13.473	+0.975	1:56.850
9	1:13.775	+1.277	1:10.625
10	1:12.498		1:23.123
<b>(122) Gerard-Owen Callaghan</b>			
1	1:21.271	+8.898	1:17.385
2	1:16.148	+3.775	1:33.533
3	1:15.985	+3.612	1:49.518
4	1:14.507	+2.134	1:04.025
5	1:14.495	+2.122	1:18.520
6	1:12.471	+0.098	1:30.991
7	1:13.932	+1.559	1:44.923
8	1:12.998	+0.625	1:57.921
9	1:13.331	+0.958	1:11.252
10	1:12.373		1:23.625
<b>(39) Rob Parks</b>			
1	1:16.386	+6.443	1:13.972
2	1:12.556	+2.613	1:26.528
3	1:12.015	+2.072	1:38.543
4	1:10.889	+0.946	1:49.432
5	1:10.986	+1.043	1:00.418
6	1:10.220	+0.277	1:10.638
7	1:09.943		1:20.581
<b>(111) David Parks</b>			
1	2:08.870	+59.989	1:03.718
2	1:15.310	+6.429	1:19.028
3	1:08.681		1:27.909
<b>(88) Morgan Quinn</b>			
1	1:14.775		1:08.785
2	1:16.500	+1.725	1:25.285

Lap	Lap Tm	Diff	me of Day
-----	--------	------	-----------

Results provisional until the conclusion of judicial and technical matters

Orbits

Timekeeper: D.Bradfield

Clerk of Course: Chris Edwards

www.mylaps.com

Live timing available at timing.rhwright.

Licensed to: R.H.Wright Timing

Printed: 24/03/2024 11:44:23



## Kirkistown 500MRCI March Race Meeting

Sorted on Laps

Formula Ford 1600

Kirkistown 500 MRCI 1.512 miles

Race 2 (R14)

23/03/2024 17:50

Race (10:00 and 1 Laps) started at 17:32:51

Pos	No.	Name	Make	Laps	Total Tm	Best Tm	Best Speed	In Lap	Avg. Speed
1	26	Jason Smyth	Van Diemen LL02R	10	11:21.409	1:06.833	81.442	9	79.879
2	99	Jordan Kelly	Van Diemen RF00	10	11:23.690	1:06.485	81.868	10	79.612
3	28	David McCullough	Van Diemen RF00	10	11:39.301	1:07.763	80.324	4	77.835
4	32	Isaac Canto	Van Diemen RF08	10	11:40.149	1:07.380	80.781	10	77.741
5	89	Philip Harris	Mondiale M89T	10	12:00.355	1:09.384	78.448	7	75.560
6	90	Henry Campbell	Reynard FF89	10	12:11.554	1:10.930	76.738	10	74.404
7	23	David Nicholl	Reynard FF89	10	12:31.992	1:12.498	75.078	10	72.381
8	122	Gerard-Owen Callaghan	Ray GR14	10	12:32.494	1:12.373	75.208	10	72.333
Not classified									
DNF	39	Rob Parks	Ray GR14	7	8:29.450	1:09.943	77.821	7	74.789
DNF	111	David Parks	Ray GR07	3	4:36.778	1:08.881	79.021	3	58.997
DNF	88	Morgan Quinn	Van Diemen RF99	2	2:34.154	1:14.775	72.792	1	70.618

Margin of Victory	Avg. Speed	Best Lap Tm	Best Speed	Best Lap by
2.281	79.879	1:06.485	81.868	99 - Jordan Kelly

Results provisional until the conclusion of judicial and technical matters

Orbits

Timekeeper: D.Bradfield

Clerk of Course: Chris Edwards

Live timing available at [timing.rhwright.co.uk](http://timing.rhwright.co.uk)

[www.mylaps.com](http://www.mylaps.com)

Licensed to: R.H.Wright Timing

Printed: 23/03/2024 17:46:09



## Kirkistown 500MRCI March Race Meeting

Formula Ford 1600

Kirkistown 500 MRCI 1.512 miles

Race 2 (R14)

23/03/2024 17:50

Race (12:00 and 1 Laps)

6	122	
	11	
5	90	23
	9	10
4	39	89
	7	8
3	32	111
	5	6
2	28	88
	3	4
1	99	26
	1	2

POLE POSITION



Results provisional until the conclusion of judicial and technical matters

Orbits

Timekeeper: D.Bradfield

Clerk of Course: Chris Edwards

Live timing available at [timing.rhwright.co.uk](http://timing.rhwright.co.uk)

[www.mylaps.com](http://www.mylaps.com)

Licensed to: R.H.Wright Timing

Printed: 23/03/2024 11:23:05





R.H.  
Wright



# Kirkistown 500MRCI March Race Meeting

Formula Vee

Kirkistown 500 MRCI 1.512 miles

Qualifying (Q2)

23/03/2024 09:10

Qualifying started at 9:21:48

Lap	Lap Tm	Diff	me of Day
<b>(3) Gavin Buckley</b>			
1	1:08.096	+2.213	15:00.698
2	1:07.027	+1.144	16:07.725
3	8:25.629	19.746	14:33.354
4	1:06.427	+0.544	15:39.781
5	1:06.277	+0.394	16:46.058
6	1:05.883		17:51.941
<b>(97) Jack Byrne</b>			
1	1:07.941	+1.358	14:21.422
2	1:15.067	+8.484	15:36.489
3	8:20.956	14.373	13:57.445
4	1:10.686	+4.103	15:08.131
5	1:07.492	+0.909	16:15.623
6	1:07.010	+0.427	17:22.633
7	1:06.583		18:29.216
<b>(27) Colm Blackburn</b>			
1	1:09.004	+1.869	14:26.804
2	1:08.345	+1.210	15:35.149
3	7:07.919	00.784	12:43.068
4	1:15.371	+8.236	13:58.439
5	1:10.606	+3.471	15:09.045
6	1:07.416	+0.281	16:16.461
7	1:07.135		17:23.596
8	1:07.369	+0.234	18:30.965
<b>(22) Kieran Hannan</b>			
1	1:09.877	+2.482	14:23.230
2	1:08.962	+1.547	15:32.192
3	7:08.034	00.619	12:40.226
4	1:16.197	+8.782	13:56.423
5	1:22.774	+15.359	15:19.197
6	1:07.415		16:26.612
7	1:07.589	+0.174	17:34.201
8	1:10.320	+2.905	18:44.521
<b>(57) Ger Byrne</b>			
1	1:10.170	+1.951	14:22.989
2	1:08.219		15:31.208
3	8:15.304	07.085	13:46.512
4	1:17.579	+9.360	15:04.091
5	1:15.061	+6.842	16:19.152
6	1:08.455	+0.236	17:27.607
7	1:08.610	+0.391	18:36.217
<b>(9) Robert Fleming</b>			
1	1:09.142	+0.826	14:19.465
2	1:08.637	+0.321	15:28.102
3	8:16.650	08.334	13:44.752
4	1:08.421	+0.105	14:53.173
5	1:08.623	+0.307	16:01.796
6	1:23.868	+15.552	17:25.664
7	1:08.316		18:33.980
<b>(83) Andy Keogh</b>			
1	1:09.477	+0.738	14:21.869
2	1:08.909	+0.170	15:30.778
3	8:16.038	07.299	13:46.816
4	1:09.328	+0.589	14:56.144
5	1:08.739		16:04.883
6	1:09.426	+0.687	17:14.309
7	1:09.899	+1.160	18:24.208
<b>(88) Jonathan Hollywood</b>			
1	1:14.871	+6.088	14:46.726
2	1:13.520	+4.717	16:00.246
3	8:24.161	15.358	14:24.407
4	1:09.533	+0.730	15:33.940
5	1:16.138	+7.335	16:50.078
6	1:08.803		17:58.881
<b>(56) Conor Meila</b>			

Lap	Lap Tm	Diff	me of Day
1	1:15.379	+5.893	14:48.320
2	1:15.137	+5.651	16:03.457
3	8:24.453	14.967	14:27.910
4	1:11.837	+2.351	15:39.747
5	1:09.486		16:49.233
6	1:24.808	+15.322	18:14.041
<b>(41) Niall O'Mara</b>			
1	1:11.651	+2.119	14:31.310
2	1:26.612	+17.080	15:57.922
3	8:37.525	27.993	14:35.447
4	1:09.701	+0.169	15:45.148
5	1:09.607	+0.075	16:54.755
6	1:09.532		18:04.287
<b>(477) Cody Keogh</b>			
1	1:12.574	+3.009	14:47.242
2	1:10.692	+1.127	15:57.934
3	7:05.803	56.238	13:03.737
4	1:18.690	+9.125	14:22.427
5	1:09.851	+0.286	15:32.278
6	1:09.872	+0.307	16:42.150
7	1:09.565		17:51.715
<b>(42) Shane O'Neill</b>			
1	1:14.684	+4.425	14:50.593
2	1:14.355	+4.096	16:04.948
3	7:13.425	33.166	13:18.373
4	1:26.696	+16.437	14:45.069
5	1:14.241	+3.982	15:59.310
6	1:21.282	+11.023	17:20.592
7	1:10.259		18:30.851
<b>(114) Brendan Ellis</b>			
1	1:14.853	+4.392	14:48.875
2	1:14.820	+4.359	16:03.695
3	8:24.464	14.003	14:28.159
4	1:39.865	+29.404	16:08.024
5	1:11.925	+1.464	17:19.949
6	1:10.461		18:30.410
<b>(24) Fran Gillespie</b>			
1	1:11.374		14:37.476
<b>(11) Jonathan Mannix</b>			
1	1:19.975	+7.905	14:48.887
2	1:16.583	+4.513	16:05.470
3	8:31.518	19.448	14:36.988
4	1:12.858	+0.788	15:49.846
5	1:12.369	+0.299	17:02.215
6	1:12.070		18:14.285
<b>(55) Fergal Begley</b>			
1	1:40.524	+28.019	25:11.089
2	9:32.013	19.508	14:43.082
3	1:13.015	+0.510	15:56.097
4	1:14.954	+2.449	17:11.051
5	1:12.505		18:23.556
<b>(6) Colin Lewis</b>			
1	1:22.464	+9.570	14:41.778
2	1:12.894		15:54.672
3	7:24.925	12.031	13:19.597
4	1:21.641	+8.747	14:41.238
5	1:14.882	+1.988	15:56.120
6	1:16.173	+3.279	17:12.293
7	1:13.721	+0.827	18:26.014
<b>(16) Simon Rudd</b>			
1	1:17.166	+3.410	14:47.415
2	1:15.472	+1.716	16:02.887
3	8:24.327	10.571	14:27.214
4	1:31.426	+17.670	15:58.640
5	1:16.353	+2.597	17:14.993

Lap	Lap Tm	Diff	me of Day
6	1:13.756		18:28.749
<b>(17) Stephen Roche</b>			
1	1:21.123	+6.874	14:51.080
2	1:15.803	+1.554	16:06.883
3	8:35.472	21.223	14:42.355
4	1:14.249		15:56.604
5	1:16.287	+2.038	17:12.891
<b>(111) Brian Cowan</b>			
1	1:18.036	+2.639	14:45.377
2	1:18.517	+3.120	16:03.894
3	8:33.432	18.035	14:37.326
4	1:17.451	+2.054	15:54.777
5	1:16.988	+1.591	17:11.765
6	1:15.397		18:27.162
<b>(43) Lee Flynn</b>			
1	1:20.854	+5.229	15:12.185
2	9:36.044	20.419	14:48.229
3	1:15.625		16:03.854
4	1:16.453	+0.828	17:20.307
5	1:16.434	+0.809	18:36.741

Results provisional until the conclusion of judicial and technical matters

Orbits

Timekeeper: D.Bradfield

Clerk of Course: Chris Edwards

www.mylaps.com

Live timing available at timing.rhwright.

Licensed to: R.H.Wright Timing

Printed: 24/03/2024 11:44:38



## Kirkistown 500MRCI March Race Meeting

Sorted on best lap time

Formula Vee

Kirkistown 500 MRCI 1.512 miles

Qualifying (Q2)

23/03/2024 09:10

Qualifying started at 9:21:48

Pos	No.	Name	Make	Best Tm	Diff	In Lap	Best Speed	2nd Best	In Lap
1	3	Gavin Buckley	Sheane FV99	<b>1:05.883</b>		6	82.616	1:06.277	5
2	97	Jack Byrne	Sheane FV23	<b>1:06.583</b>	0.700	7	81.748	1:07.010	6
3	27	Colm Blackburn	Leastone JH004	<b>1:07.135</b>	1.252	7	81.076	1:07.369	8
4	22	Kieran Hannan	LOH Leastone 02	<b>1:07.415</b>	1.532	6	80.739	1:07.589	7
5	57	Ger Byrne	Sheane FV97	<b>1:08.219</b>	2.336	2	79.787	1:08.455	6
6	9	Robert Fleming	LOH Vee	<b>1:08.316</b>	2.433	7	79.674	1:08.421	4
7	83	Andy Keogh	Sheane FV99	<b>1:08.739</b>	2.856	5	79.184	1:08.909	2
8	88	Jonathan Hollywood	Sheane FV85	<b>1:08.803</b>	2.920	6	79.110	1:09.533	4
9	56	Conor Melia	Sheane FV23	<b>1:09.486</b>	3.603	5	78.333	1:11.837	4
10	41	Niall O'Mara	Leastone JH002	<b>1:09.532</b>	3.649	6	78.281	1:09.607	5
11	477	Cody Keogh	Leastone JH02	<b>1:09.565</b>	3.682	7	78.244	1:09.851	5
12	42	Shane O'Neill	Leastone JH004	<b>1:10.259</b>	4.376	7	77.471	1:14.241	5
13	114	Brendan Ellis	Sheane FV93	<b>1:10.461</b>	4.578	6	77.249	1:11.925	5
14	24	Fran Gillespie	Leastone JH04	<b>1:11.374</b>	5.491	1	76.261		0
15	11	Jonathan Mannix	Sheane FV90	<b>1:12.070</b>	6.187	6	75.524	1:12.369	5
16	55	Fergal Begley	Sheane FV00	<b>1:12.505</b>	6.622	5	75.071	1:13.015	3
17	6	Colin Lewis	Leastone JH004	<b>1:12.894</b>	7.011	2	74.670	1:13.721	7
18	16	Simon Rudd	Sheane FV94	<b>1:13.756</b>	7.873	6	73.798	1:15.472	2
19	17	Stephen Roche	Sheane FV97	<b>1:14.249</b>	8.366	4	73.308	1:15.803	2
20	111	Brian Cowan	Sheane FV01	<b>1:15.397</b>	9.514	6	72.191	1:16.988	5
21	43	Lee Flynn	Leastone JH	<b>1:15.625</b>	9.742	3	71.974	1:16.434	5
<b>Not classified</b>									
DNS	12	Aaron Murray	Sheane FV93			0	-		0
DNS	29	Ronan Doherty	Sheane FV94			0	-		0
DNS	69	Brian Hall	Sheane FV99			0	-		0

Results provisional until the conclusion of judicial and technical matters

Orbits

Timekeeper: D.Bradfield

Clerk of Course: Chris Edwards

Live timing available at [timing.rhwright.co.uk](http://timing.rhwright.co.uk)

[www.mylaps.com](http://www.mylaps.com)

Licensed to: R.H.Wright Timing

Printed: 23/03/2024 10:29:15



**R.H.**  
**Wright**



### Kirkistown 500MRCI March Race Meeting

Formula Vee

Kirkistown 500 MRCI 1.512 miles

Race 1 (R2)

23/03/2024 12:00

Race (17:00 and 1 Laps) started at 11:48:52

Lap	Lap Tm	Diff	me of Day
<b>(83) Andy Keogh</b>			
1	1:14.673	+6.170	0:09.650
2	1:10.545	+2.042	1:20.195
3	1:09.781	+1.278	2:29.976
4	1:19.407	+10.904	3:49.383
5	1:39.814	+31.311	5:29.197
6	1:50.017	+41.514	7:19.214
7	1:43.127	+34.624	9:02.341
8	1:29.533	+21.030	1:031.874
9	1:08.758	+0.255	1:40.632
10	1:09.228	+0.725	2:49.860
11	1:08.926	+0.423	3:58.786
12	1:09.283	+0.780	5:08.069
13	1:08.503		6:16.572
14	1:09.527	+1.024	7:26.099

<b>(9) Robert Fleming</b>			
1	1:14.257	+5.993	0:09.550
2	1:08.806	+0.542	1:18.356
3	1:08.264		2:26.620
4	1:20.085	+11.821	3:46.705
5	1:40.915	+32.651	5:27.620
6	1:50.134	+41.870	7:17.754
7	1:42.632	+34.368	9:00.386
8	1:30.632	+22.368	1:031.018
9	1:09.156	+0.892	1:40.174
10	1:09.128	+0.864	2:49.302
11	1:09.374	+1.110	3:58.676
12	1:09.149	+0.885	5:07.825
13	1:09.008	+0.744	6:16.833
14	1:12.013	+3.749	7:28.846

<b>(22) Kieran Hannan</b>			
1	1:14.726	+7.007	0:08.926
2	1:07.874	+0.155	1:16.800
3	1:07.719		2:24.519
4	1:20.970	+13.251	3:45.489
5	1:41.382	+33.663	5:26.871
6	1:50.366	+42.647	7:17.237
7	1:42.648	+34.929	9:09.885
8	1:30.845	+23.126	1:030.730
9	1:09.031	+1.312	1:39.761
10	1:09.685	+1.966	2:49.446
11	1:15.477	+7.758	4:04.923
12	1:08.776	+1.057	5:13.699
13	1:08.641	+0.922	6:22.340
14	1:09.431	+1.712	7:31.771

<b>(69) Brian Hall</b>			
1	1:13.712	+5.049	0:14.673
2	1:09.629	+0.966	1:24.302
3	1:09.773	+1.110	2:34.075
4	1:18.799	+10.136	3:52.874
5	1:39.187	+30.524	5:32.061
6	1:51.464	+42.801	7:23.525
7	1:42.569	+33.906	9:06.094
8	1:27.984	+19.321	1:034.078
9	1:08.663		1:42.741
10	1:09.567	+0.904	2:52.308
11	1:09.490	+0.827	4:01.798
12	1:10.223	+1.560	5:12.021
13	1:11.089	+2.426	6:23.110
14	1:09.665	+1.002	7:32.775

<b>(477) Cody Keogh</b>			
1	1:14.693	+6.275	0:11.084
2	1:10.906	+2.488	1:21.990
3	1:10.115	+1.697	2:32.105
4	1:20.102	+11.684	3:52.207
5	1:39.151	+30.733	5:31.358
6	1:51.784	+43.366	7:23.142
7	1:42.600	+34.182	9:05.742
8	1:27.877	+19.459	1:033.619

Lap	Lap Tm	Diff	me of Day
9	1:08.418		1:42.037
10	1:10.855	+2.437	2:52.892
11	1:09.674	+1.256	4:02.566
12	1:09.419	+1.001	5:11.985
13	1:10.359	+1.941	6:22.344
14	1:10.881	+2.463	7:33.225

<b>(56) Conor Melia</b>			
1	1:14.636	+6.057	0:10.215
2	1:11.172	+2.593	1:21.387
3	1:09.727	+1.148	2:31.114
4	1:20.182	+11.603	3:51.296
5	1:39.343	+30.764	5:30.639
6	1:51.399	+42.820	7:22.038
7	1:42.750	+34.171	9:04.788
8	1:28.272	+19.693	1:033.060
9	1:09.400	+0.821	1:42.460
10	1:10.575	+1.996	2:53.035
11	1:09.576	+0.997	4:02.611
12	1:12.440	+3.861	5:15.051
13	1:08.579		6:23.630
14	1:10.000	+1.421	7:33.630

<b>(57) Ger Byrne</b>			
1	1:15.145	+6.903	0:09.444
2	1:09.845	+1.603	1:19.289
3	1:08.242		2:27.531
4	1:19.894	+11.652	3:47.425
5	1:40.800	+32.558	5:28.225
6	1:50.166	+41.924	7:18.391
7	1:43.016	+34.774	9:01.407
8	1:29.820	+21.578	1:031.227
9	1:08.421	+0.179	1:39.648
10	1:09.740	+1.498	2:49.388
11	1:08.663	+0.421	3:58.051
12	1:11.809	+3.567	5:09.860
13	1:12.170	+3.928	6:22.030
14	1:13.839	+5.597	7:35.869

<b>(16) Simon Rudd</b>			
1	1:18.652	+8.278	0:16.540
2	1:13.155	+2.781	1:29.695
3	1:12.621	+2.247	2:42.316
4	1:17.310	+6.936	3:59.626
5	1:36.334	+25.960	5:35.960
6	1:52.391	+42.017	7:28.351
7	1:41.053	+30.679	9:09.404
8	1:29.207	+18.833	1:038.611
9	1:11.590	+1.216	1:50.201
10	1:10.640	+0.266	3:00.841
11	1:12.703	+2.329	4:13.544
12	1:10.510	+0.136	5:24.054
13	1:10.374		6:34.428
14	1:12.419	+2.045	7:46.847

<b>(11) Jonathan Mannix</b>			
1	1:18.451	+7.174	0:15.601
2	1:12.860	+1.583	1:28.461
3	1:12.202	+0.925	2:40.663
4	1:15.862	+4.585	3:56.525
5	1:36.368	+25.091	5:32.893
6	1:51.768	+40.491	7:24.661
7	1:42.233	+30.956	9:06.894
8	1:28.305	+17.028	1:035.199
9	1:11.277		1:46.476
10	1:13.583	+2.306	3:00.059
11	1:11.394	+0.117	4:11.453
12	1:11.713	+0.436	5:23.166
13	1:11.473	+0.196	6:34.639
14	1:13.791	+2.514	7:48.430

<b>(17) Stephen Roche</b>			
1	1:15.146	+4.539	0:16.106
2	1:12.997	+2.390	1:29.103

Lap	Lap Tm	Diff	me of Day
3	1:12.012	+1.405	2:41.115
4	1:17.941	+7.334	3:59.056
5	1:36.063	+25.456	5:35.119
6	1:52.418	+41.811	7:27.537
7	1:41.276	+30.669	9:08.813
8	1:28.277	+17.670	1:037.090
9	1:11.461	+0.854	1:48.551
10	1:11.984	+1.377	3:00.535
11	1:12.350	+1.743	4:12.885
12	1:10.607		5:23.492
13	1:11.759	+1.152	6:35.251
14	1:14.124	+3.517	7:49.375

<b>(41) Niall O'Mara</b>			
1	1:14.072	+5.226	0:10.234
2	1:10.115	+1.269	1:20.349
3	1:09.702	+0.856	2:30.051
4	1:18.059	+9.213	3:48.110
5	1:40.717	+31.871	5:28.827
6	1:49.977	+41.131	7:18.804
7	1:43.022	+34.176	9:01.826
8	1:29.538	+20.692	1:031.364
9	1:08.846		1:40.210
10	1:33.434	+24.588	3:13.644
11	1:10.969	+2.123	4:24.613
12	1:09.607	+0.761	5:34.220
13	1:32.655	+23.809	7:06.875
14	1:12.738	+3.892	8:19.613

<b>(24) Fran Gillespie</b>			
1	1:22.437	+13.950	0:19.802
2	1:11.810	+3.323	1:31.412
3	1:10.382	+1.895	2:41.794
4	1:16.620	+8.133	3:58.414
5	1:36.212	+27.725	5:34.626
6	1:51.892	+43.405	7:26.518
7	1:41.717	+33.230	9:08.235
8	1:27.669	+19.182	1:035.904
9	1:10.640	+2.153	1:46.544
10	1:10.474	+1.987	3:07.018
11	1:09.160	+0.673	4:16.178
12	1:08.487		5:24.665
13	1:28.312	+19.825	6:42.977
14	1:36.862	+28.375	8:19.839

<b>(88) Jonathan Hollywood</b>			
1	1:14.840	+6.108	0:10.574
2	1:10.036	+1.304	1:20.610
3	1:10.153	+1.421	2:30.763
4	1:19.371	+10.639	3:50.134
5	1:39.777	+31.045	5:29.911
6	1:51.208	+42.476	7:21.119
7	1:42.722	+33.990	9:03.841
8	1:28.352	+19.620	1:032.193
9	1:08.732		1:40.925
10	2:03.699	+54.967	3:44.624
11	1:12.765	+4.033	4:57.389
12	1:10.554	+1.822	6:07.943
13	1:10.284	+1.552	7:18.227
14	1:12.733	+4.001	8:30.960

<b>(111) Brian Cowan</b>			
1	1:16.494	+3.776	0:17.456
2	1:15.018	+2.300	1:32.474
3	1:13.290	+0.572	2:45.764
4	1:15.597	+2.879	4:01.361
5	1:35.384	+22.666	5:36.745
p6	1:57.809	+45.091	7:34.554
7	3:04.507	51.789	1:039.061
8	1:13.131	+0.413	1:52.192
9	1:13.941	+1.223	3:06.133
10	1:13.816	+1.098	4:19.949
11	1:13.849	+1.131	5:33.798
12	1:12.718		6:46.516

Results provisional until the conclusion of judicial and technical matters

Orbits

Timekeeper: D.Bradfield

Clerk of Course: Chris Edwards

www.mylaps.com

Live timing available at timing.rhwright.

Licensed to: R.H.Wright Timing

Printed: 24/03/2024 11:44:50

Page 1/2



R.H.  
Wright



Kirkistown 500MRCI March Race Meeting

Formula Vee

Kirkistown 500 MRCI 1.512 miles

Race 1 (R2)

23/03/2024 12:00

Race (17:00 and 1 Laps) started at 11:48:52

Lap	Lap Tm	Diff	me of Day
13	1:18.577	+5.859	3:05.093

(55) Fergal Begley

1	1:18.608	+7.065	3:15.953
2	1:13.149	+1.606	1:29.102
3	1:11.543		2:40.645
4	1:16.916	+5.373	3:57.561
5	1:36.484	+24.941	5:34.045
6	3:33.622	22.079	9:07.667
7	1:27.903	+16.360	3:35.570
8	1:12.142	+0.599	1:47.712
9	1:12.883	+1.340	3:00.595
10	1:13.490	+1.947	1:14.085
11	1:16.310	+4.767	3:30.395
12	1:17.451	+5.908	3:47.846
13	1:19.756	+8.213	3:07.602

(114) Brendan Ellis

1	1:16.664	+5.768	3:12.775
2	1:10.896		1:23.671
3	1:39.149	+28.253	3:02.820
4	1:28.961	+18.065	4:31.781
5	4:39.044	28.148	9:10.825
6	1:29.164	+18.268	3:39.989
7	1:11.933	+1.037	1:51.922

(43) Lee Flynn

1	1:17.464	+0.207	3:18.423
2	1:17.257		1:35.680

Lap	Lap Tm	Diff	me of Day
-----	--------	------	-----------

Lap	Lap Tm	Diff	me of Day
-----	--------	------	-----------

Results provisional until the conclusion of judicial and technical matters

Orbits

Timekeeper: D.Bradfield

Clerk of Course: Chris Edwards

Live timing available at [timing.rhwright.com](http://timing.rhwright.com)

[www.mylaps.com](http://www.mylaps.com)

Licensed to: R.H.Wright Timing

Printed: 24/03/2024 11:44:50

Page 2/2



## Kirkistown 500MRCI March Race Meeting

Sorted on Laps

Formula Vee

Kirkistown 500 MRCI 1.512 miles

Race 1 (R2)

23/03/2024 12:00

Race (17:00 and 1 Laps) started at 11:48:52

Pos	No.	Name	Make	Laps	Total Tm	Best Tm	Best Speed	In Lap	Avg. Speed
1	83	Andy Keogh	Sheane FV99	14	18:33.959	<b>1:08.503</b>	79.457	13	68.407
2	9	Robert Fleming	LOH Vee	14	18:36.706	<b>1:08.264</b>	79.735	3	68.238
3	22	Kieran Hannan	LOH Leastone 02	14	18:39.631	<b>1:07.719</b>	80.377	3	68.060
4	69	Brian Hall	Sheane FV99	14	18:40.635	<b>1:08.663</b>	79.272	9	67.999
5	477	Cody Keogh	Leastone JH02	14	18:41.085	<b>1:08.418</b>	79.555	9	67.972
6	56	Conor Melia	Sheane FV23	14	18:41.490	<b>1:08.579</b>	79.369	13	67.947
7	57	Ger Byrne	Sheane FV97	14	18:43.729	<b>1:08.242</b>	79.761	3	67.812
8	16	Simon Rudd	Sheane FV94	14	18:54.707	<b>1:10.374</b>	77.344	13	67.156
9	11	Jonathan Mannix	Sheane FV90	14	18:56.290	<b>1:11.277</b>	76.364	9	67.062
10	17	Stephen Roche	Sheane FV97	14	18:57.235	<b>1:10.607</b>	77.089	12	67.007
11	41	Niall O'Mara	Leastone JH002	14	19:27.473	<b>1:08.846</b>	79.061	9	65.271
12	24	Fran Gillespie	Leastone JH04	14	19:27.699	<b>1:08.487</b>	79.475	12	65.258
13	88	Jonathan Hollywood	Sheane FV85	14	19:38.820	<b>1:08.732</b>	79.192	9	64.643
14	111	Brian Cowan	Sheane FV01	13	19:12.953	<b>1:12.718</b>	74.851	12	61.372
15	55	Fergal Begley	Sheane FV00	13	19:15.462	<b>1:11.543</b>	76.080	3	61.239

Not classified

DNF	114	Brendan Ellis	Sheane FV93	7	12:59.782	<b>1:10.896</b>	76.775	2	48.861
DNF	43	Lee Flynn	Leastone JH	2	2:43.540	<b>1:17.257</b>	70.453	2	66.565
DNF	6	Colin Lewis	Leastone JH004		5.318		-	0	-
DNF	42	Shane O'Neill	Leastone JH004		7.442		-	0	-

Margin of Victory	Avg. Speed	Best Lap Tm	Best Speed	Best Lap by
2.747	68.407	1:07.719	80.377	22 - Kieran Hannan

Results provisional until the conclusion of judicial and technical matters

Orbits

Timekeeper: D.Bradfield

Clerk of Course: Chris Edwards

Live timing available at [timing.rhwright.co.uk](http://timing.rhwright.co.uk)

[www.mylaps.com](http://www.mylaps.com)

Licensed to: R.H.Wright Timing

Printed: 23/03/2024 12:09:30



## Kirkistown 500MRCI March Race Meeting

Formula Vee

Kirkistown 500 MRCI 1.512 miles

Race 1 (R2)

23/03/2024 12:00

Race (12:00 and 1 Laps)

10	69	
	19	
9	111	43
	17	18
8	16	17
	15	16
7	55	6
	13	14
6	24	11
	11	12
5	42	114
	9	10
4	41	477
	7	8
3	88	56
	5	6
2	9	83
	3	4
1	22	57
	1	2

POLE POSITION



Results provisional until the conclusion of judicial and technical matters

Orbits

Timekeeper: D.Bradfield

Clerk of Course: Chris Edwards

Live timing available at [timing.rhwright.co.uk](http://timing.rhwright.co.uk)

[www.mylaps.com](http://www.mylaps.com)

Printed: 23/03/2024 10:40:59

Licensed to: R.H.Wright Timing



**R.H.  
Wright**



**Kirkistown 500MRCI March Race Meeting**

**Formula Vee**

**Kirkistown 500 MRCI 1.512 miles**

**Race 2 (R10)**

**23/03/2024 16:10**

**Race (12:00 and 1 Laps) started at 16:05:46**

Lap	Lap Tm	Diff	me of Day
-----	--------	------	-----------

(3) Gavin Buckley

1	1:16.495	+10.231	1:04.855
2	1:08.645	+2.381	1:13.500
3	1:07.929	+1.665	1:21.429
4	1:08.461	+2.197	1:29.890
5	1:07.664	+1.400	1:37.554
6	1:07.725	+1.461	1:45.279
7	1:07.469	+1.205	1:52.748
8	1:08.051	+1.787	1:00.799
9	1:07.271	+1.007	1:08.070
10	1:06.694	+0.430	1:14.764
11	1:08.068	+1.804	1:22.832
12	1:06.264		1:29.096

(97) Jack Byrne

1	1:16.366	+9.489	1:04.824
2	1:08.799	+1.922	1:13.623
3	1:07.882	+1.005	1:21.505
4	1:08.694	+1.817	1:30.199
5	1:08.052	+1.175	1:38.251
6	1:07.441	+0.564	1:45.692
7	1:07.263	+0.386	1:52.955
8	1:08.934	+2.057	1:01.889
9	1:08.014	+1.137	1:09.903
10	1:06.877		1:16.780
11	1:07.320	+0.443	1:24.100
12	1:07.702	+0.825	1:31.802

(27) Colm Blackburn

1	1:16.692	+9.705	1:05.298
2	1:08.862	+1.875	1:14.160
3	1:07.962	+0.975	1:22.122
4	1:07.975	+0.988	1:30.097
5	1:07.881	+0.894	1:37.978
6	1:07.638	+0.651	1:45.616
7	1:07.054	+0.067	1:52.670
8	1:09.154	+2.167	1:01.824
9	1:08.826	+1.839	1:10.650
10	1:06.987		1:17.637
11	1:07.150	+0.163	1:24.787
12	1:07.289	+0.302	1:32.076

(83) Andy Keogh

1	1:18.627	+10.053	1:08.850
2	1:12.408	+3.834	1:21.258
3	1:09.722	+1.148	1:30.980
4	1:09.887	+1.313	1:40.867
5	1:10.106	+1.532	1:50.973
6	1:09.998	+1.424	1:00.971
7	1:08.938	+0.364	1:09.909
8	1:08.900	+0.326	1:18.809
9	1:08.574		1:27.383
10	1:10.050	+1.476	1:37.433
11	1:10.567	+1.993	1:48.000
12	1:09.928	+1.354	1:57.928

(57) Ger Byrne

1	1:17.049	+7.812	1:06.765
2	1:10.628	+1.391	1:17.393
3	1:10.360	+1.123	1:27.753
4	1:10.104	+0.867	1:37.857
5	1:10.553	+1.316	1:48.410
6	1:10.236	+0.999	1:58.646
7	1:09.814	+0.577	1:08.460
8	1:09.476	+0.239	1:17.936
9	1:09.237		1:27.173
10	1:10.369	+1.132	1:37.542
11	1:10.446	+1.209	1:47.988
12	1:11.225	+1.988	1:59.213

(56) Conor Melia

1	1:17.774	+8.813	1:09.024
2	1:13.040	+4.079	1:22.064

Lap	Lap Tm	Diff	me of Day
-----	--------	------	-----------

(22) Kieran Hannan

3	1:11.561	+2.600	1:33.625
4	1:11.453	+2.492	1:45.078
5	1:10.199	+1.238	1:55.277
6	1:08.961		1:04.238
7	1:09.369	+0.408	1:13.607
8	1:10.066	+1.105	1:23.673
9	1:10.900	+1.939	1:34.573
10	1:09.863	+0.902	1:44.436
11	1:10.210	+1.249	1:54.646
12	1:09.180	+0.219	1:03.826

(69) Brian Hall

1	1:19.022	+9.618	1:08.456
2	1:13.055	+3.651	1:21.511
3	1:11.388	+1.984	1:32.899
4	1:10.582	+1.178	1:43.481
5	1:10.114	+0.710	1:53.595
6	1:10.000	+0.596	1:03.595
7	1:09.404		1:12.999
8	1:10.122	+0.718	1:23.121
9	1:17.352	+7.948	1:40.473
10	1:11.104	+1.700	1:51.577
11	1:09.870	+0.466	1:01.447
12	1:10.143	+0.739	1:11.590

(6) Colin Lewis

1	1:19.821	+9.604	1:12.996
2	1:15.165	+4.948	1:28.161
3	1:11.440	+1.223	1:39.601
4	1:11.967	+1.750	1:51.568
5	1:11.222	+1.005	1:02.790
6	1:11.049	+0.832	1:13.839
7	1:10.217		1:24.056
8	1:12.836	+2.619	1:36.892
9	1:10.343	+0.126	1:47.235
10	1:10.714	+0.497	1:57.949
11	1:10.673	+0.456	1:08.622
12	1:12.227	+2.010	1:20.849

(114) Brendan Ellis

1	1:19.145	+7.764	1:11.528
2	1:12.979	+1.598	1:24.507
3	1:13.891	+2.510	1:38.398
4	1:14.271	+2.890	1:52.669
5	1:12.417	+1.036	1:05.086
6	1:11.476	+0.095	1:16.562
7	1:11.884	+0.503	1:28.446
8	1:12.225	+0.844	1:40.671
9	1:11.976	+0.595	1:52.647
10	1:12.185	+0.804	1:04.832
11	1:11.381		1:16.213
12	1:12.458	+1.077	1:28.671

(11) Jonathan Mannix

1	1:21.018	+10.016	1:12.768
2	1:13.269	+2.267	1:26.037
3	1:13.250	+2.248	1:39.287
4	1:23.113	+12.111	1:02.400
5	1:13.198	+2.196	1:15.598
6	1:11.531	+0.529	1:27.129
7	1:12.169	+1.167	1:39.298
8	1:13.000	+1.998	1:52.298
9	1:12.399	+1.397	1:04.697
10	1:12.823	+1.821	1:17.520
11	1:11.332	+0.330	1:28.852
12	1:11.002		1:39.854

Lap	Lap Tm	Diff	me of Day
-----	--------	------	-----------

(24) Fran Gillespie

7	1:13.308	+1.567	1:40.569
8	1:14.546	+2.805	1:55.115
9	1:12.157	+0.416	1:07.272
10	1:11.744	+0.003	1:19.016
11	1:11.741		1:30.757

(17) Stephen Roche

1	1:22.212	+9.644	1:14.709
2	1:15.058	+2.490	1:29.767
3	1:15.033	+2.465	1:44.800
4	1:13.839	+1.271	1:58.639
5	1:15.193	+2.625	1:13.832
6	1:12.771	+0.203	1:26.603
7	1:13.298	+0.730	1:39.901
8	1:12.705	+0.137	1:52.606
9	1:12.568		1:05.174
10	1:13.637	+1.069	1:18.811
11	1:15.251	+2.683	1:34.062

(16) Simon Rudd

1	1:25.009	+11.876	1:17.834
2	1:16.303	+2.970	1:34.137
3	1:15.932	+2.599	1:50.069
4	1:13.972	+0.639	1:04.041
5	1:14.068	+0.735	1:18.109
6	1:13.333		1:31.442
7	1:14.256	+0.923	1:45.698
8	1:13.617	+0.284	1:59.315
9	1:13.853	+0.520	1:13.168
10	1:15.999	+2.666	1:29.167
11	1:13.832	+0.499	1:42.999

(111) Brian Cowan

1	1:24.883	+10.191	1:18.576
2	1:16.597	+1.905	1:35.173
3	1:16.809	+2.117	1:51.982
4	1:19.483	+4.791	1:11.465
5	1:17.185	+2.493	1:28.650
6	1:14.887	+0.195	1:43.537
7	1:15.020	+0.328	1:58.557
8	1:15.924	+1.232	1:14.481
9	1:16.687	+1.995	1:31.168
10	1:15.896	+1.204	1:47.064
11	1:14.692		1:01.756

(55) Fergal Begley

1	1:19.481	+7.021	1:11.857
2	1:13.457	+0.997	1:25.314
3	1:14.427	+1.967	1:39.741
4	1:14.103	+1.643	1:53.844
5	1:12.460		1:06.304
6	1:14.075	+1.615	1:20.379
7	1:17.448	+4.988	1:37.827
8	1:19.048	+6.588	1:56.875
9	1:19.160	+6.700	1:16.035
10	1:22.281	+9.821	1:38.316
11	1:24.423	+11.963	1:02.739

(477) Cody Keogh

1	1:16.686	+6.029	1:07.539
2	1:11.373	+0.716	1:18.912

Results provisional until the conclusion of judicial and technical matters

Orbits

Timekeeper: D.Bradfield

Clerk of Course: Chris Edwards

Live timing available at [timing.rhwright.com](http://timing.rhwright.com)

[www.mylaps.com](http://www.mylaps.com)

Licensed to: R.H.Wright Timing

Printed: 24/03/2024 11:45:02

Page 1/2



**R.H.  
Wright**



**Kirkistown 500MRCI March Race Meeting**

**Formula Vee**

**Kirkistown 500 MRCI 1.512 miles**

**Race 2 (R10)**

**23/03/2024 16:10**

**Race (12:00 and 1 Laps) started at 16:05:46**

Lap	Lap Tm	Diff	me of Day
3	1:11.409	+0.752	:30.321
4	1:21.999	+11.342	:52.320
5	1:12.676	+2.019	:04.996
6	1:11.648	+0.991	:16.644
7	1:10.762	+0.105	:27.406
8	1:11.150	+0.493	:38.556
9	1:10.986	+0.329	:49.542
10	1:10.657		:00.199

(41) Niall O'Mara

1	1:17.921	+8.545	:08.435
2	1:13.193	+3.817	:21.628
3	1:11.449	+2.073	:33.077
4	1:10.746	+1.370	:43.823
5	1:09.886	+0.510	:53.709
6	1:09.998	+0.622	:03.707
7	1:09.420	+0.044	:13.127
8	1:09.376		:22.503

(9) Robert Fleming

1	1:16.182	+7.399	:05.970
2	1:09.948	+1.165	:15.918
3	1:08.783		:24.701
4	1:09.347	+0.564	:34.048

Lap	Lap Tm	Diff	me of Day
-----	--------	------	-----------

Lap	Lap Tm	Diff	me of Day
-----	--------	------	-----------

Results provisional until the conclusion of judicial and technical matters

Orbits

Timekeeper: D.Bradfield

Clerk of Course: Chris Edwards

Live timing available at [timing.rhwright.com](http://timing.rhwright.com)

[www.mylaps.com](http://www.mylaps.com)

Printed: 24/03/2024 11:45:02

Licensed to: R.H.Wright Timing

Page 2/2





## Kirkistown 500MRCI March Race Meeting

Sorted on Laps

Formula Vee

Kirkistown 500 MRCI 1.512 miles

Race 2 (R10)

23/03/2024 16:10

Race (12:00 and 1 Laps) started at 16:05:46

Pos	No.	Name	Make	Laps	Total Tm	Best Tm	Best Speed	In Lap	Avg. Speed
1	3	Gavin Buckley	Sheane FV99	12	13:42.870	1:06.264	82.141	12	79.376
2	97	Jack Byrne	Sheane FV23	12	13:45.576	1:06.877	81.389	10	79.116
3	27	Colm Blackburn	Leystone JH004	12	13:45.850	1:06.987	81.255	10	79.090
4	83	Andy Keogh	Sheane FV99	12	14:11.702	1:08.574	79.374	9	76.689
5	57	Ger Byrne	Sheane FV97	12	14:12.987	1:09.237	78.614	9	76.574
6	56	Conor Melia	Sheane FV23	12	14:17.600	1:08.961	78.929	6	76.162
7	22	Kieran Hannan	LOH Leystone 02	12	14:25.364	1:09.404	78.425	7	75.478
8	69	Brian Hall	Sheane FV99	12	14:34.623	1:10.217	77.517	7	74.679
9	6	Colin Lewis	Leystone JH004	12	14:42.445	1:11.381	76.253	11	74.017
10	114	Brendan Ellis	Sheane FV93	12	14:53.628	1:11.002	76.660	12	73.091
11	11	Jonathan Mannix	Sheane FV90	11	13:44.531	1:11.741	75.870	11	72.615
12	24	Fran Gillespie	Leystone JH04	11	13:47.762	1:09.534	78.279	11	72.331
13	17	Stephen Roche	Sheane FV97	11	13:47.836	1:12.568	75.006	9	72.325
14	16	Simon Rudd	Sheane FV94	11	13:56.773	1:13.333	74.223	6	71.553
15	111	Brian Cowan	Sheane FV01	11	14:15.530	1:14.692	72.873	11	69.984
16	55	Fergal Begley	Sheane FV00	11	14:16.513	1:12.460	75.118	5	69.903

### Not classified

DNF	477	Cody Keogh	Leystone JH02	10	12:13.973	1:10.657	77.034	10	74.158
DNF	41	Niall O'Mara	Leystone JH002	8	9:36.277	1:09.376	78.457	8	75.561
DNF	9	Robert Fleming	LOH Vee	4	4:47.822	1:08.783	79.133	3	75.644
DNS	88	Jonathan Hollywood	Sheane FV85				-	0	-
DNS	42	Shane O'Neill	Leystone JH004				-	0	-
DNS	43	Lee Flynn	Leystone JH				-	0	-

Margin of Victory	Avg. Speed	Best Lap Tm	Best Speed	Best Lap by
2.706	79.376	1:06.264	82.141	3 - Gavin Buckley

Results provisional until the conclusion of judicial and technical matters

Orbits

Timekeeper: D.Bradfield

Clerk of Course: Chris Edwards

Live timing available at [timing.rhwright.co.uk](http://timing.rhwright.co.uk)

[www.mylaps.com](http://www.mylaps.com)

Licensed to: R.H.Wright Timing

Printed: 23/03/2024 16:20:58



## Kirkistown 500MRCI March Race Meeting

Formula Vee

Kirkistown 500 MRCI 1.512 miles


Race 2 (R10)

23/03/2024 16:10

Race (12:00 and 1 Laps)

11	43	69
	21	22
10	17	111
	19	20
9	6	16
	17	18
8	11	55
	15	16
7	114	24
	13	14
6	477	42
	11	12
5	56	41
	9	10
4	83	88
	7	8
3	57	9
	5	6
2	27	22
	3	4
1	3	97
	1	2

POLE POSITION



Results provisional until the conclusion of judicial and technical matters

Orbits

Timekeeper: D.Bradfield

Clerk of Course: Chris Edwards

Live timing available at [timing.rhwright.co.uk](http://timing.rhwright.co.uk)

[www.mylaps.com](http://www.mylaps.com)

Printed: 23/03/2024 10:42:59

Licensed to: R.H.Wright Timing



**R.H.  
Wright**



**Kirkistown 500MRCI March Race Meeting**

**Kirkistown Mini Coopers/Fiestas**

**Kirkistown 500 MRCI 1.512 miles**

**Qualifying (Q3)**

**23/03/2024 09:30**

**Qualifying started at 9:43:00**

Lap	Lap Tm	Diff	me of Day
<b>(28) Peter Bennett</b>			
1	1:12.965	+0.253	15:36.500
2	1:12.712		16:49.212
3	1:12.806	+0.094	18:02.018
4	1:15.624	+2.912	19:17.642
5	2:25.744	13.032	1:43.386
6	1:15.408	+2.696	12:58.794
<b>(96) Darren Gilmore</b>			
1	1:13.628	+0.822	15:38.075
2	1:12.806		16:50.881
3	1:12.933	+0.127	18:03.814
4	1:12.997	+0.191	19:16.811
5	1:13.612	+0.806	20:30.423
6	1:15.058	+2.252	21:45.481
7	1:14.730	+1.924	23:00.211
<b>(98) Craig Gilmore</b>			
1	1:13.279	+0.465	15:38.904
2	1:12.875	+0.061	16:51.779
3	1:13.323	+0.509	18:05.102
4	1:12.996	+0.182	19:18.098
5	1:12.814		20:30.912
6	1:14.063	+1.249	21:44.975
7	1:14.614	+1.800	22:59.589
<b>(55) Mark Stewart</b>			
1	1:14.163	+0.682	15:41.791
2	1:13.809	+0.308	16:55.600
3	1:13.823	+0.322	18:09.423
4	1:13.501		19:22.924
5	1:13.949	+0.448	20:36.873
6	1:13.966	+0.465	21:50.839
7	1:14.669	+1.168	23:05.508
<b>(11) Paul Stewart</b>			
1	1:14.151	+0.599	15:40.583
2	1:14.722	+1.170	16:55.305
3	1:13.672	+0.120	18:08.977
4	1:13.552		19:22.529
5	1:13.789	+0.237	20:36.318
6	1:13.633	+0.081	21:49.951
7	1:15.388	+1.836	23:05.339
<b>(400) Taylor Frizzell</b>			
1	1:15.508	+1.478	15:48.245
2	1:14.089	+0.059	17:02.334
3	1:14.295	+0.265	18:16.629
4	1:14.504	+0.474	19:31.133
5	1:14.123	+0.093	20:45.256
6	1:14.030		21:59.286
7	1:14.956	+0.926	23:14.242
<b>(35) Ryan Hogg</b>			
1	1:17.156	+2.743	15:48.989
2	1:14.582	+0.169	17:03.571
3	1:15.023	+0.610	18:18.594
4	1:14.413		19:33.007
5	1:15.261	+0.848	20:48.268
6	1:16.154	+1.741	22:04.422
7	1:14.851	+0.438	23:19.273
<b>(21) Megan Campbell</b>			
1	1:19.483	+1.137	16:11.273
2	1:18.723	+0.377	17:29.996
3	1:18.797	+0.451	18:48.793
4	1:18.683	+0.337	20:07.476
5	1:18.346		21:25.822
6	1:19.031	+0.685	22:44.853
7	1:18.601	+0.255	24:03.454
<b>(28) Stephen Walker</b>			
1	1:33.420	+14.948	16:15.888

Lap	Lap Tm	Diff	me of Day
2	1:20.147	+1.675	17:36.035
3	1:27.957	+9.485	19:03.992
4	1:18.962	+0.490	20:22.954
5	1:18.472		21:41.426
6	1:20.419	+1.947	23:01.845
<b>(97) Neville Anderson</b>			
p1	2:22.876	13.792	17:02.595
2	1:27.126	+8.042	18:29.721
3	1:20.094	+1.010	19:49.815
4	1:19.084		21:08.899
5	1:19.202	+0.118	22:28.101
<b>(29) Henry White</b>			
1	1:21.970	+2.239	16:04.886
2	1:20.776	+1.045	17:25.662
3	1:19.863	+0.132	18:45.525
4	1:20.109	+0.378	20:05.634
5	1:20.700	+0.969	21:26.334
6	1:19.731		22:46.065
7	1:19.920	+0.189	24:05.985
<b>(888) Paul Larkham</b>			
1	1:22.604	+2.581	16:17.194
2	1:23.443	+3.420	17:40.637
3	1:20.427	+0.404	19:01.064
4	1:20.715	+0.692	20:21.779
5	1:20.023		21:41.802
6	1:20.245	+0.222	23:02.047
<b>(26) Grace McCallion</b>			
1	1:23.838	+2.450	16:16.953
2	1:25.027	+3.639	17:41.980
3	1:22.731	+1.343	19:04.711
4	1:21.388		20:26.099
5	1:22.432	+1.044	21:48.531
6	1:23.579	+2.191	23:12.110

Lap	Lap Tm	Diff	me of Day
-----	--------	------	-----------

Results provisional until the conclusion of judicial and technical matters

Orbits

Timekeeper: D.Bradfield

Clerk of Course: Chris Edwards

www.mylaps.com

Live timing available at timing.rhwright.

Licensed to: R.H.Wright Timing

Printed: 24/03/2024 11:45:14



## Kirkistown 500MRCI March Race Meeting

Sorted on best lap time

Kirkistown Mini Coopers/Fiestas

Kirkistown 500 MRCI 1.512 miles

Qualifying (Q3)

23/03/2024 09:30

Qualifying started at 9:43:00

Pos	No.	Name	Make	Best Tm	Diff	In Lap	Best Speed	2nd Best	In Lap
<b>Ford Fiesta</b>									
1	21	Megan Campbell	1.2 Ford Fiesta	<b>1:18.346</b>		5	69.474	1:18.601	7
2	28	Stephen Walker	1.2 Ford Fiesta	<b>1:18.472</b>	0.126	5	69.363	1:18.962	4
3	97	Neville Anderson	1.2 Ford Fiesta	<b>1:19.084</b>	0.738	4	68.826	1:19.202	5
4	29	Henry White	1.2 Ford Fiesta	<b>1:19.731</b>	1.385	6	68.267	1:19.863	3
5	888	Paul Larkham	1.2 Ford Fiesta	<b>1:20.023</b>	1.677	5	68.018	1:20.245	6
6	26	Grace McCallion	1.2 Ford Fiesta	<b>1:21.388</b>	3.042	4	66.877	1:22.432	5
<b>Mini Cooper</b>									
1	28	Peter Bennett	1.6 BMW Mini	<b>1:12.712</b>		2	74.857	1:12.806	3
2	96	Darren Gilmore	1.6 BMW Mini	<b>1:12.806</b>	0.094	2	74.761	1:12.933	3
3	98	Craig Gilmore	1.6 BMW Mini	<b>1:12.814</b>	0.102	5	74.752	1:12.875	2
4	55	Mark Stewart	1.6 BMW Mini	<b>1:13.501</b>	0.789	4	74.054	1:13.809	2
5	11	Paul Stewart	1.6 BMW Mini	<b>1:13.552</b>	0.840	4	74.002	1:13.633	6
6	400	Taylor Frizzell	1.6 BMW Mini	<b>1:14.030</b>	1.318	6	73.525	1:14.089	2
7	35	Ryan Hogg	1.6 BMW Mini	<b>1:14.413</b>	1.701	4	73.146	1:14.582	2

Results provisional until the conclusion of judicial and technical matters

Orbits

Timekeeper: D.Bradfield

Clerk of Course: Chris Edwards

Live timing available at [timing.rhwright.co.uk](http://timing.rhwright.co.uk)

[www.mylaps.com](http://www.mylaps.com)

Licensed to: R.H.Wright Timing

Printed: 23/03/2024 09:55:53



**R.H.  
Wright**



**Kirkistown 500MRCI March Race Meeting**

**Kirkistown Mini Coopers/Fiestas**

**Kirkistown 500 MRCI 1.512 miles**

**Race 1 (R3)**

**23/03/2024 12:25**

**Race (12:00 and 1 Laps) started at 12:20:56**

Lap	Lap Tm	Diff	me of Day
<b>(96) Darren Gilmore</b>			
1	1:19.509	+6.619	1:18.182
2	1:14.089	+1.199	1:32.271
3	1:13.306	+0.416	1:45.577
4	1:13.518	+0.628	1:59.095
5	1:12.890		7:11.985
6	1:14.020	+1.130	1:26.005
7	1:13.626	+0.736	1:39.631
8	1:14.362	+1.472	1:53.993
9	1:13.684	+0.794	1:07.677
10	1:14.158	+1.268	1:21.835
11	1:14.318	+1.428	1:36.153

Lap	Lap Tm	Diff	me of Day
<b>(98) Craig Gilmore</b>			
1	1:20.454	+7.375	1:20.006
2	1:13.079		1:33.085
3	1:13.978	+0.899	1:47.063
4	1:13.664	+0.585	1:00.727
5	1:14.008	+0.929	1:14.735
6	1:13.278	+0.199	1:28.013
7	1:13.475	+0.396	1:41.488
8	1:14.331	+1.252	1:55.819
9	1:13.651	+0.572	1:09.470
10	1:14.008	+0.929	1:23.478
11	1:13.763	+0.684	1:37.241

Lap	Lap Tm	Diff	me of Day
<b>(11) Paul Stewart</b>			
1	1:18.766	+5.525	1:18.680
2	1:13.241		1:31.921
3	1:14.900	+1.659	1:46.821
4	1:13.516	+0.275	1:00.337
5	1:14.625	+1.384	1:14.962
6	1:13.271	+0.030	1:28.233
7	1:13.569	+0.328	1:41.802
8	1:14.225	+0.984	1:56.027
9	1:13.917	+0.676	1:09.944
10	1:14.873	+1.632	1:24.817
11	1:13.909	+0.668	1:38.726

Lap	Lap Tm	Diff	me of Day
<b>(55) Mark Stewart</b>			
1	1:20.016	+6.715	1:19.490
2	1:13.301		1:32.791
3	1:14.300	+0.999	1:47.091
4	1:14.067	+0.766	1:01.158
5	1:13.961	+0.660	1:15.119
6	1:13.655	+0.354	1:28.774
7	1:13.448	+0.147	1:42.222
8	1:14.168	+0.867	1:56.390
9	1:14.190	+0.889	1:10.580
10	1:14.728	+1.427	1:25.308
11	1:13.954	+0.653	1:39.262

Lap	Lap Tm	Diff	me of Day
<b>(400) Taylor Frizzell</b>			
1	1:20.321	+6.671	1:20.543
2	1:14.210	+0.560	1:34.753
3	1:14.512	+0.862	1:49.265
4	1:14.208	+0.558	1:03.473
5	1:14.386	+0.736	1:17.859
6	1:13.650		1:31.509
7	1:14.018	+0.368	1:45.527
8	1:14.007	+0.357	1:59.534
9	1:13.748	+0.098	1:13.282
10	1:14.207	+0.557	1:27.489
11	1:13.952	+0.302	1:41.441

Lap	Lap Tm	Diff	me of Day
<b>(35) Ryan Hogg</b>			
1	1:20.584	+5.423	1:21.044
2	1:15.966	+0.805	1:37.010
3	1:15.365	+0.204	1:52.375
4	1:15.550	+0.389	1:07.925
5	1:15.561	+0.400	1:23.486
6	1:15.543	+0.382	1:39.029
7	1:15.396	+0.235	1:54.425

Lap	Lap Tm	Diff	me of Day
8	1:15.434	+0.273	1:09.859
9	1:15.161		1:25.020
10	1:15.674	+0.513	1:40.694
11	1:16.446	+1.285	1:57.140

Lap	Lap Tm	Diff	me of Day
<b>(888) Paul Larkham</b>			
1	1:22.724	+3.872	1:25.398
2	1:19.740	+0.888	1:45.138
3	1:20.526	+1.674	1:05.664
4	1:19.381	+0.529	1:25.045
5	1:19.838	+0.986	1:44.883
6	1:19.003	+0.151	1:03.886
7	1:18.852		1:22.738
8	1:19.574	+0.722	1:42.312
9	1:19.883	+1.031	1:02.195
10	1:20.008	+1.156	1:22.203
11	1:19.162	+0.310	1:41.365

Lap	Lap Tm	Diff	me of Day
<b>(29) Henry White</b>			
1	1:24.260	+5.029	1:26.287
2	1:20.647	+1.416	1:46.934
3	1:19.566	+0.335	1:06.500
4	1:19.231		1:25.731
5	1:19.967	+0.736	1:45.698
6	1:19.739	+0.508	1:05.437
7	1:19.696	+0.465	1:25.133
8	1:19.711	+0.480	1:44.844
9	1:20.324	+1.093	1:05.168
10	1:19.968	+0.737	1:25.136
11	1:20.112	+0.881	1:45.248

Lap	Lap Tm	Diff	me of Day
<b>(28) Stephen Walker</b>			
1	1:24.179	+5.313	1:26.708
2	1:19.862	+0.996	1:46.570
3	1:19.041	+0.175	1:06.611
4	1:19.343	+0.477	1:24.954
5	1:19.578	+0.712	1:44.532
6	1:19.133	+0.267	1:03.665
7	1:18.866		1:22.531
8	1:19.525	+0.659	1:42.056
9	1:19.951	+1.085	1:02.007
10	1:19.939	+1.073	1:21.946
11	1:19.722	+0.856	1:41.668

Lap	Lap Tm	Diff	me of Day
<b>(26) Grace McCallion</b>			
1	1:26.502	+4.957	1:29.523
2	1:23.144	+1.599	1:52.667
3	1:22.358	+0.813	1:15.025
4	1:22.275	+0.730	1:37.300
5	1:21.706	+0.161	1:59.006
6	1:22.736	+1.191	1:21.742
7	1:21.578	+0.033	1:43.320
8	1:22.096	+0.551	1:05.416
9	1:22.361	+0.816	1:27.777
10	1:21.545		1:49.322

Lap	Lap Tm	Diff	me of Day
<b>(28) Peter Bennett</b>			
1	1:19.375	+6.199	1:18.203
2	1:13.515	+0.339	1:31.718
3	1:13.840	+0.664	1:45.558
4	1:13.260	+0.084	1:58.818
5	1:13.176		7:11.994

Results provisional until the conclusion of judicial and technical matters Orbits

Timekeeper: D.Bradfield

Clerk of Course: Chris Edwards

www.mylaps.com

Live timing available at timing.rhwright.

Licensed to: R.H.Wright Timing

Printed: 24/03/2024 11:45:23



## Kirkistown 500MRCI March Race Meeting

Sorted on Laps

Kirkistown Mini Coopers/Fiestas

Kirkistown 500 MRCI 1.512 miles

Race 1 (R3)

23/03/2024 12:25

Race (12:00 and 1 Laps) started at 12:20:56

Pos	No.	Name	Make	Laps	Total Tm	Best Tm	Best Speed	In Lap	Avg. Speed
<b>Ford Fiesta</b>									
1	888	Paul Larkham	1.2 Ford Fiesta	11	14:45.012	<b>1:18.852</b>	69.028	7	67.652
2	29	Henry White	1.2 Ford Fiesta	11	14:48.895	<b>1:19.231</b>	68.698	4	67.357
3	28	Stephen Walker	1.2 Ford Fiesta	11	14:55.315	<b>1:18.866</b>	69.016	7	66.874
4	26	Grace McCallion	1.2 Ford Fiesta	10	13:52.969	<b>1:21.545</b>	66.749	10	65.345
<b>Not classified</b>									
DNF	21	Megan Campbell	1.2 Ford Fiesta		5.255		-	0	-
DNS	97	Neville Anderson	1.2 Ford Fiesta				-	0	-
<b>Mini Cooper</b>									
1	96	Darren Gilmore	1.6 BMW Mini	11	13:39.800	<b>1:12.890</b>	74.674	5	73.034
2	98	Craig Gilmore	1.6 BMW Mini	11	13:40.888	<b>1:13.079</b>	74.481	2	72.937
3	11	Paul Stewart	1.6 BMW Mini	11	13:42.373	<b>1:13.241</b>	74.317	2	72.805
4	55	Mark Stewart	1.6 BMW Mini	11	13:42.909	<b>1:13.301</b>	74.256	2	72.758
5	400	Taylor Frizzell	1.6 BMW Mini	11	13:45.088	<b>1:13.650</b>	73.904	6	72.566
6	35	Ryan Hogg	1.6 BMW Mini	11	14:00.787	<b>1:15.161</b>	72.418	9	71.211
<b>Not classified</b>									
DNF	28	Peter Bennett	1.6 BMW Mini	5	6:15.641	<b>1:13.176</b>	74.383	5	72.450

### Announcements

Penalty - Car 28 (Fiesta) +10s - Exceeding Track Limits (Q12.21.2b)

Margin of Victory	Avg. Speed	Best Lap Tm	Best Speed	Best Lap by
1.088	73.034	1:12.890	74.674	96 - Darren Gilmore

Results provisional until the conclusion of judicial and technical matters

Orbits

Timekeeper: D.Bradfield

Clerk of Course: Chris Edwards

Live timing available at [timing.rhwright.co.uk](http://timing.rhwright.co.uk)

[www.mylaps.com](http://www.mylaps.com)

Licensed to: R.H.Wright Timing

Printed: 23/03/2024 12:38:38



## Kirkistown 500MRCI March Race Meeting

Kirkistown Mini Coopers/Fiestas

Kirkistown 500 MRCI 1.512 miles


Race 1 (R3)

23/03/2024 12:25

Race (12:00 and 1 Laps)

9	888	26
	17	18
8	97	29
	15	16
7	21	28
	13	14
6		12
	11	
5		10
	9	
4	35	
	7	8
3	11	400
	5	6
2	98	55
	3	4
1	28	96
	1	2

POLE POSITION



Results provisional until the conclusion of judicial and technical matters

Orbits

Timekeeper: D.Bradfield

Clerk of Course: Chris Edwards

Live timing available at [timing.rhwright.co.uk](http://timing.rhwright.co.uk)

[www.mylaps.com](http://www.mylaps.com)

Printed: 23/03/2024 09:59:10

Licensed to: R.H.Wright Timing



# R.H. Wright



## Kirkistown 500MRCI March Race Meeting

Kirkistown Mini Coopers/Fiestas

Kirkistown 500 MRCI 1.512 miles

Race 2 (R11)

23/03/2024 16:35

Race (12:00 and 1 Laps) started at 16:30:27

Lap	Lap Tm	Diff	me of Day
<b>(28) Peter Bennett</b>			
1	1:23.645	+10.298	1:53.677
2	1:17.846	+4.499	3:11.523
3	1:15.538	+2.191	1:27.061
4	1:15.038	+1.691	3:42.099
5	1:15.953	+2.606	3:58.052
6	1:14.884	+1.537	3:12.936
7	1:14.531	+1.184	3:27.467
8	1:14.568	+1.221	3:42.035
9	1:13.761	+0.414	1:55.796
10	1:13.559	+0.212	3:09.355
11	1:13.347		1:22.702

<b>(96) Darren Gilmore</b>			
1	1:23.388	+9.583	1:53.968
2	1:17.933	+4.148	3:11.901
3	1:16.115	+2.330	1:28.016
4	1:15.986	+2.201	3:44.002
5	1:16.939	+3.154	3:00.941
6	1:16.154	+2.369	3:17.095
7	1:15.650	+1.865	3:32.745
8	1:14.628	+0.843	3:47.373
9	1:13.805	+0.020	3:01.178
10	1:13.785		3:14.963
11	1:14.140	+0.355	1:29.103

<b>(11) Paul Stewart</b>			
1	1:23.696	+9.975	1:54.402
2	1:18.052	+4.331	3:12.454
3	1:16.310	+2.589	1:28.764
4	1:16.641	+2.920	3:45.405
5	1:17.692	+3.971	3:03.097
6	1:16.256	+2.535	3:19.353
7	1:14.600	+0.879	3:33.953
8	1:14.261	+0.540	3:48.214
9	1:13.721		3:01.935
10	1:14.118	+0.397	3:16.053
11	1:14.275	+0.554	1:30.328

<b>(40) Taylor Frizzell</b>			
1	1:23.927	+9.240	1:55.423
2	1:19.026	+4.339	3:14.449
3	1:16.929	+2.242	1:31.378
4	1:17.062	+2.375	3:48.440
5	1:17.203	+2.516	3:05.643
6	1:16.404	+1.717	3:22.047
7	1:15.600	+0.913	3:37.647
8	1:14.788	+0.101	3:52.435
9	1:14.840	+0.153	3:07.275
10	1:14.687		3:21.962
11	1:14.764	+0.077	1:36.726

<b>(98) Craig Gilmore</b>			
1	1:24.027	+8.883	1:53.730
2	1:20.327	+5.183	3:14.057
3	1:18.151	+3.007	1:32.208
4	1:17.888	+2.744	3:50.096
5	1:17.625	+2.481	3:07.721
6	1:17.624	+2.480	3:25.345
7	1:15.252	+0.108	3:40.597
8	1:15.144		3:55.741
9	1:16.307	+1.163	3:12.048
10	1:15.644	+0.500	3:27.692
11	1:15.759	+0.615	1:43.451

<b>(55) Mark Stewart</b>			
1	1:24.601	+9.860	1:55.984
2	1:19.175	+4.434	3:15.159
3	1:17.059	+2.318	1:32.218
4	1:17.751	+3.010	3:49.969
5	1:17.801	+3.060	3:07.770
6	1:17.511	+2.770	3:25.281
7	1:16.118	+1.377	3:41.399

8	1:14.741		1:56.140
9	1:16.119	+1.378	3:12.259
10	1:15.528	+0.787	3:27.787
11	1:15.919	+1.178	1:43.706

<b>(35) Ryan Hogg</b>			
1	1:26.265	+8.442	1:58.365
2	1:21.780	+3.957	3:20.145
3	1:18.751	+0.928	1:38.896
4	1:21.441	+3.618	3:00.337
5	1:21.591	+3.768	3:21.928
6	1:20.332	+2.509	3:42.260
7	1:17.823		3:00.083
8	1:20.804	+2.981	3:20.887
9	1:18.411	+0.588	3:39.298
10	1:18.346	+0.523	3:57.644
11	1:19.272	+1.449	1:16.916

<b>(97) Neville Anderson</b>			
1	1:29.314	+10.340	1:02.527
2	1:23.938	+4.964	3:26.465
3	1:23.445	+4.471	1:49.910
4	1:22.295	+3.321	3:12.205
5	1:24.059	+5.085	3:36.264
6	1:21.943	+2.969	3:58.207
7	1:20.429	+1.455	3:18.636
8	1:19.567	+0.593	3:38.203
9	1:16.974		3:57.177
10	1:19.026	+0.052	1:16.203
11	1:19.046	+0.072	3:35.249

<b>(21) Megan Campbell</b>			
1	1:29.654	+11.180	1:02.982
2	1:23.450	+4.976	3:26.432
3	1:23.946	+5.472	1:50.378
4	1:22.012	+3.538	3:12.390
5	1:29.100	+10.626	3:41.490
6	1:20.116	+1.642	3:01.606
7	1:19.791	+1.317	3:21.397
8	1:19.160	+0.686	3:40.557
9	1:18.743	+0.269	3:59.300
10	1:18.609	+0.135	1:17.909
11	1:18.474		3:36.383

<b>(28) Stephen Walker</b>			
1	1:30.579	+10.408	1:04.326
2	1:24.039	+3.868	3:28.365
3	1:23.160	+2.989	1:51.525
4	1:23.080	+2.909	3:14.605
5	1:24.413	+4.242	3:39.018
6	1:21.736	+1.565	3:00.754
7	1:20.748	+0.577	3:21.502
8	1:20.587	+0.416	3:42.089
9	1:20.903	+0.732	3:02.992
10	1:20.171		3:23.163

<b>(29) Henry White</b>			
1	1:32.138	+11.245	1:06.165
2	1:25.156	+4.263	3:31.321
3	1:22.870	+1.977	1:54.191
4	1:23.183	+2.290	3:17.374
5	1:23.451	+2.558	3:40.825
6	1:22.347	+1.454	3:03.172
7	1:22.584	+1.691	3:25.756
8	1:22.318	+1.425	3:48.074
9	1:21.088	+0.195	3:09.162
10	1:20.893		3:30.055

<b>(26) Grace McCallion</b>			
1	1:30.207	+8.345	2:04.115
2	1:25.444	+3.582	3:29.559
3	1:23.008	+1.146	1:52.567
4	1:23.784	+1.922	3:16.351
5	1:23.132	+1.270	3:39.483

Results provisional until the conclusion of judicial and technical matters Orbits

Timekeeper: D.Bradfield Clerk of Course: Chris Edwards www.mylaps.com

Live timing available at [timing.rhwright.com](http://timing.rhwright.com) Licensed to: R.H.Wright Timing

Printed: 24/03/2024 11:45:35





## Kirkistown 500MRCI March Race Meeting

Sorted on Laps

Kirkistown Mini Coopers/Fiestas

Kirkistown 500 MRCI 1.512 miles

Race 2 (R11)

23/03/2024 16:35

Race (12:00 and 1 Laps) started at 16:30:27

Pos	No.	Name	Make	Laps	Total Tm	Best Tm	Best Speed	In Lap	Avg. Speed
<b>Ford Fiesta</b>									
1	97	Neville Anderson	1.2 Ford Fiesta	11	15:07.715	<b>1:18.974</b>	68.922	9	65.960
2	21	Megan Campbell	1.2 Ford Fiesta	11	15:08.849	<b>1:18.474</b>	69.361	11	65.878
3	28	Stephen Walker	1.2 Ford Fiesta	10	13:55.629	<b>1:20.171</b>	67.893	10	65.137
4	29	Henry White	1.2 Ford Fiesta	10	14:02.521	<b>1:20.893</b>	67.287	10	64.604
5	26	Grace McCallion	1.2 Ford Fiesta	10	14:04.197	<b>1:21.862</b>	66.490	8	64.476
6	888	Paul Larkham	1.2 Ford Fiesta	10	14:04.535	<b>1:20.800</b>	67.364	9	64.450
<b>Mini Cooper</b>									
1	28	Peter Bennett	1.6 BMW Mini	11	13:55.168	<b>1:13.347</b>	74.209	11	71.690
2	96	Darren Gilmore	1.6 BMW Mini	11	14:01.569	<b>1:13.785</b>	73.769	10	71.145
3	11	Paul Stewart	1.6 BMW Mini	11	14:02.794	<b>1:13.721</b>	73.833	9	71.041
4	400	Taylor Frizzell	1.6 BMW Mini	11	14:09.192	<b>1:14.687</b>	72.878	10	70.506
5	98	Craig Gilmore	1.6 BMW Mini	11	14:15.917	<b>1:15.144</b>	72.435	8	69.952
6	55	Mark Stewart	1.6 BMW Mini	11	14:16.172	<b>1:14.741</b>	72.825	8	69.931
7	35	Ryan Hogg	1.6 BMW Mini	11	14:49.382	<b>1:17.823</b>	69.941	7	67.320

Margin of Victory	Avg. Speed	Best Lap Tm	Best Speed	Best Lap by
6.401	71.690	1:13.347	74.209	28 - Peter Bennett

Results provisional until the conclusion of judicial and technical matters

Orbits

Timekeeper: D.Bradfield

Clerk of Course: Chris Edwards

Live timing available at [timing.rhwright.co.uk](http://timing.rhwright.co.uk)

[www.mylaps.com](http://www.mylaps.com)

Licensed to: R.H.Wright Timing

Printed: 23/03/2024 16:45:57



**R.H. Wright**  
**Timing**



**Kirkistown 500MRCI March Race Meeting**

Kirkistown Mini Coopers/Fiestas

Kirkistown 500 MRCI 1.512 miles

Race 2 (R11)

23/03/2024 16:35

Race (12:00 and 1 Laps)

9	888	26
	17	18
8	97	29
	15	16
7	21	28
	13	14
6		12
	11	
5		10
	9	
4	35	
	7	8
3	55	400
	5	6
2	96	11
	3	4
1	28	98
	1	2

POLE POSITION



Results provisional until the conclusion of judicial and technical matters

Orbits

Timekeeper: D.Bradfield

Clerk of Course: Chris Edwards

Live timing available at [timing.rhwright.co.uk](http://timing.rhwright.co.uk)

[www.mylaps.com](http://www.mylaps.com)

Printed: 23/03/2024 10:10:25

Licensed to: R.H.Wright Timing



**R.H.  
Wright**



**Kirkistown 500MRCI March Race Meeting**

**Libre Saloons/GT**

**Kirkistown 500 MRCI 1.512 miles**

**Qualifying (Q7)**

**23/03/2024 11:20**

**Qualifying started at 11:25:50**

Lap	Lap Tm	Diff	me of Day
<b>(6) Gavin Stanfield</b>			
1	1:05.721	+3.858	3:41.157
2	1:02.138	+0.275	3:43.295
3	1:01.863		0:45.158
4	1:02.565	+0.702	1:47.723
5	1:02.193	+0.330	2:49.916
6	1:01.940	+0.077	3:51.856
7	1:17.043	+15.180	5:08.899

Lap	Lap Tm	Diff	me of Day
<b>(11) Stephen Wright</b>			
1	1:08.695	+6.515	3:42.527
2	1:04.687	+2.507	3:47.214
3	1:04.069	+1.889	0:51.283
4	1:03.159	+0.979	1:54.442
5	1:02.760	+0.580	2:57.202
6	1:02.532	+0.352	3:59.734
7	1:02.652	+0.472	5:02.386
8	1:02.180		5:04.566

Lap	Lap Tm	Diff	me of Day
<b>(144) Gavin Kilkey</b>			
1	1:15.612	+10.432	3:54.214
2	1:10.598	+5.418	0:04.812
3	1:07.652	+2.472	1:12.464
4	1:06.079	+0.899	2:18.543
5	1:14.248	+9.068	3:32.791
6	1:19.037	+13.857	4:51.828
7	1:05.180		5:57.008

Lap	Lap Tm	Diff	me of Day
<b>(34) David McMinn</b>			
1	1:13.128	+7.789	3:44.484
2	1:07.197	+1.858	3:51.681
3	1:05.851	+0.512	0:57.532
4	1:05.737	+0.398	2:03.269
5	1:05.339		3:08.608
6	1:05.400	+0.061	4:14.008
7	1:05.699	+0.360	5:19.707
8	1:05.355	+0.016	3:25.062

Lap	Lap Tm	Diff	me of Day
<b>(83) Stephen Traub</b>			
1	1:12.811	+6.155	3:50.323
2	1:08.288	+1.632	3:58.611
3	1:06.656		1:05.267

Lap	Lap Tm	Diff	me of Day
<b>(59) Ralph Jess</b>			
1	1:14.062	+5.091	3:44.893
2	1:11.636	+2.665	3:56.529
3	1:10.949	+1.978	1:07.478
4	1:09.583	+0.612	2:17.061
5	1:09.802	+0.831	3:26.863
6	1:08.971		4:35.834
7	1:11.636	+2.665	5:47.470

Lap	Lap Tm	Diff	me of Day
-----	--------	------	-----------

Lap	Lap Tm	Diff	me of Day
-----	--------	------	-----------

Results provisional until the conclusion of judicial and technical matters

Orbits

Timekeeper: D.Bradfield

Clerk of Course: Chris Edwards

Live timing available at [timing.rhwright.com](http://timing.rhwright.com)

[www.mylaps.com](http://www.mylaps.com)

Printed: 24/03/2024 11:45:46

Licensed to: R.H.Wright Timing



## Kirkistown 500MRCI March Race Meeting

Sorted on best lap time

Libre Saloons/GT

Kirkistown 500 MRCI 1.512 miles

Qualifying (Q7)

23/03/2024 11:20

Qualifying started at 11:25:50

Pos	No.	Name	Make	Best Tm	Diff	In Lap	Best Speed	2nd Best	In Lap
1	6	Gavin Stanfield	2.0t Subaru Impreza	<b>1:01.863</b>		3	87.985	1:01.940	6
2	11	Stephen Wright	2.0t SEAT Leon	<b>1:02.180</b>	0.317	8	87.537	1:02.532	6
3	144	Gavin Kilkey	2.0t SEAT Leon	<b>1:05.180</b>	3.317	7	83.508	1:06.079	4
4	34	David McMinn	1.9d SEAT Ibiza	<b>1:05.339</b>	3.476	5	83.304	1:05.355	8
5	83	Stephen Traub	2.4 Honda Integra	<b>1:06.656</b>	4.793	3	81.658	1:08.288	2
6	59	Ralph Jess	3.6 BMW M3	<b>1:08.971</b>	7.108	6	78.918	1:09.583	4
7	181	Jim Hutchinson	2.9 SHP Escort			0	-		0

Results provisional until the conclusion of judicial and technical matters

Orbits

Timekeeper: D.Bradfield

Clerk of Course: Chris Edwards

Live timing available at [timing.rhwright.co.uk](http://timing.rhwright.co.uk)

[www.mylaps.com](http://www.mylaps.com)

Licensed to: R.H.Wright Timing

Printed: 23/03/2024 11:37:06



**R.H.**  
**Wright**



**Kirkistown 500MRCI March Race Meeting**

**Libre Saloons/GT**

**Kirkistown 500 MRCI 1.512 miles**

**Race 1 (R8)**

**23/03/2024 14:35**

**Race (12:00 and 1 Laps) started at 14:24:43**

Lap	Lap Tm	Diff	me of Day
<b>(6) Gavin Stanfield</b>			
1	1:10.339	+3.339	3:56.137
2	1:08.697	+1.697	7:04.834
3	1:09.521	+2.521	3:14.355
4	1:09.781	+2.781	3:24.136
5	1:09.538	+2.538	3:33.674
6	1:08.338	+1.338	1:42.012
7	1:08.381	+1.381	2:50.393
8	1:07.000		3:57.393
9	1:07.522	+0.522	3:04.915
10	1:07.449	+0.449	3:12.364
11	1:07.143	+0.143	7:19.507
12	1:16.125	+9.125	3:35.632

Lap	Lap Tm	Diff	me of Day
<b>(11) Stephen Wright</b>			
1	1:15.162	+6.781	3:01.171
2	1:14.468	+6.087	7:15.639
3	1:13.835	+5.454	3:29.474
4	1:12.139	+3.758	3:41.613
5	1:11.522	+3.141	3:53.135
6	1:10.363	+1.982	2:03.498
7	1:10.383	+2.002	3:13.881
8	1:10.171	+1.790	1:24.052
9	1:09.945	+1.564	3:33.997
10	1:09.392	+1.011	3:43.389
11	1:08.773	+0.392	7:52.162
12	1:08.381		3:00.543

Lap	Lap Tm	Diff	me of Day
<b>(34) David McMinn</b>			
1	1:15.413	+4.683	3:02.364
2	1:14.307	+3.577	7:16.671
3	1:14.203	+3.473	3:30.874
4	1:12.603	+1.873	3:43.477
5	1:11.716	+0.986	3:55.193
6	1:11.434	+0.704	2:06.627
7	1:11.887	+1.157	3:18.514
8	1:11.599	+0.869	4:30.113
9	1:11.420	+0.690	3:41.533
10	1:11.971	+1.241	3:53.504
11	1:10.730		3:04.234
12	1:11.814	+1.084	3:16.048

Lap	Lap Tm	Diff	me of Day
<b>(144) Gavin Kilkey</b>			
1	1:20.599	+9.110	3:07.856
2	1:18.798	+7.309	7:26.654
3	1:16.148	+4.659	3:42.802
4	1:15.567	+4.078	3:58.369
5	1:15.011	+3.522	1:13.380
6	1:14.439	+2.950	2:27.819
7	1:13.333	+1.844	3:41.152
8	1:11.866	+0.377	1:53.018
9	1:11.796	+0.307	3:04.814
10	1:11.489		7:16.303
11	1:21.148	+9.659	3:37.451

Lap	Lap Tm	Diff	me of Day
<b>(83) Stephen Traub</b>			
1	1:25.202	+12.372	3:13.452
2	1:25.550	+12.720	7:39.002
3	1:24.215	+11.385	3:03.217
4	1:23.017	+10.187	3:26.234
5	1:22.765	+9.935	1:48.999
6	1:19.312	+6.482	3:08.311
7	1:18.634	+5.804	1:26.945
8	1:18.415	+5.585	3:45.360
9	1:15.488	+2.658	7:00.848
10	1:14.161	+1.331	3:15.009
11	1:12.830		3:27.839

Lap	Lap Tm	Diff	me of Day
-----	--------	------	-----------

Lap	Lap Tm	Diff	me of Day
-----	--------	------	-----------

Lap	Lap Tm	Diff	me of Day
-----	--------	------	-----------

Lap	Lap Tm	Diff	me of Day
-----	--------	------	-----------

Lap	Lap Tm	Diff	me of Day
-----	--------	------	-----------

Lap	Lap Tm	Diff	me of Day
-----	--------	------	-----------

Lap	Lap Tm	Diff	me of Day
-----	--------	------	-----------

Lap	Lap Tm	Diff	me of Day
-----	--------	------	-----------

Lap	Lap Tm	Diff	me of Day
-----	--------	------	-----------

Lap	Lap Tm	Diff	me of Day
-----	--------	------	-----------

Results provisional until the conclusion of judicial and technical matters

Orbits

Timekeeper: D.Bradfield

Clerk of Course: Chris Edwards

Live timing available at [timing.rhwright.com](http://timing.rhwright.com)

[www.mylaps.com](http://www.mylaps.com)

Licensed to: R.H.Wright Timing

Printed: 24/03/2024 11:45:58



## Kirkistown 500MRCI March Race Meeting

Sorted on Laps

Libre Saloons/GT

Kirkistown 500 MRCI 1.512 miles

Race 1 (R8)

23/03/2024 14:35

Race (12:00 and 1 Laps) started at 14:24:43

Pos	No.	Name	Make	Laps	Total Tm	Best Tm	Best Speed	In Lap	Avg. Speed
1	6	Gavin Stanfield	2.0t Subaru Impreza	12	13:51.830	<b>1:07.000</b>	81.239	8	78.521
2	11	Stephen Wright	2.0t SEAT Leon	12	14:16.741	<b>1:08.381</b>	79.598	12	76.238
3	34	David McMinn	1.9d SEAT Ibiza	12	14:32.246	<b>1:10.730</b>	76.955	11	74.883
4	144	Gavin Kilkey	2.0t SEAT Leon	11	13:53.649	<b>1:11.489</b>	76.138	10	71.821
5	83	Stephen Traub	2.4 Honda Integra	11	14:44.037	<b>1:12.830</b>	74.736	11	67.727
<b>Not classified</b>									
DNF	59	Ralph Jess	3.6 BMW M3		4.675		-	0	-

Margin of Victory	Avg. Speed	Best Lap Tm	Best Speed	Best Lap by
24.911	78.521	1:07.000	81.239	6 - Gavin Stanfield

Results provisional until the conclusion of judicial and technical matters

Orbits

Timekeeper: D.Bradfield

Clerk of Course: Chris Edwards

Live timing available at [timing.rhwright.co.uk](http://timing.rhwright.co.uk)

[www.mylaps.com](http://www.mylaps.com)

Printed: 23/03/2024 14:39:50

Licensed to: R.H.Wright Timing



**R.H.Wright**  
**Timing**



**Kirkistown 500MRCI March Race Meeting**

Libre Saloons/GT

Kirkistown 500 MRCI 1.512 miles

Race 1 (R8)

23/03/2024 14:35

Race (12:00 and 1 Laps)

3	83	59
	5	6
2	144	34
	3	4
1	6	11
	1	2

POLE POSITION



Results provisional until the conclusion of judicial and technical matters

Orbits

Timekeeper: D.Bradfield

Clerk of Course: Chris Edwards

Live timing available at [timing.rhwright.co.uk](http://timing.rhwright.co.uk)

[www.mylaps.com](http://www.mylaps.com)

Printed: 23/03/2024 11:38:29

Licensed to: R.H.Wright Timing



**R.H.  
Wright**



**Kirkistown 500MRCI March Race Meeting**

**Libre Saloons/GT**

**Kirkistown 500 MRCI 1.512 miles**

**Race 2 (R15)**

**23/03/2024 18:15**

**Race (10:00 and 1 Laps) started at 17:53:51**

Lap	Lap Tm	Diff	me of Day
<b>(6) Gavin Stanfield</b>			
1	1:12.070	+6.934	3:05.434
2	1:06.887	+1.751	3:12.321
3	1:07.046	+1.910	3:19.367
4	1:06.475	+1.339	3:25.842
5	1:06.243	+1.107	3:32.085
6	1:06.224	+1.088	3:38.309
7	1:05.451	+0.315	3:43.760
8	1:05.559	+0.423	3:49.319
9	1:05.136		3:54.455
10	1:05.490	+0.354	3:59.945
<b>(11) Stephen Wright</b>			
1	1:12.404	+7.168	3:06.175
2	1:07.400	+2.164	3:13.575
3	1:07.098	+1.862	3:20.673
4	1:06.436	+1.200	3:27.109
5	1:06.394	+1.158	3:33.503
6	1:05.514	+0.278	3:39.017
7	1:06.006	+0.770	3:45.023
8	1:05.435	+0.199	3:50.458
9	1:05.236		3:55.694
10	1:05.353	+0.117	3:01.047
<b>(83) Stephen Traub</b>			
1	1:17.530	+10.295	5:13.011
2	1:10.481	+3.246	3:23.492
3	1:09.397	+2.162	3:32.889
4	1:08.067	+0.832	3:40.956
5	1:08.422	+1.187	3:49.378
6	1:07.265	+0.030	3:56.643
7	1:07.403	+0.168	3:04.046
8	1:07.241	+0.006	3:11.287
9	1:07.235		3:18.522
10	1:08.171	+0.936	3:26.693
<b>(34) David McMinn</b>			
1	1:14.990	+7.105	3:09.741
2	1:10.553	+2.668	3:20.294
3	1:10.291	+2.406	3:30.585
4	1:09.830	+1.945	3:40.415
5	1:10.844	+2.959	3:51.259
6	1:09.047	+1.162	3:00.306
7	1:08.505	+0.620	3:08.811
8	1:07.885		3:16.696
9	1:09.499	+1.614	3:26.195
10	1:08.566	+0.681	3:34.761
<b>(144) Gavin Kilkey</b>			
1	1:20.800	+13.112	3:15.536
2	1:11.544	+3.856	3:27.080
3	1:09.576	+1.888	3:36.656
4	1:08.618	+0.930	3:45.274
5	1:08.265	+0.577	3:53.539
6	1:08.196	+0.468	3:01.695
7	1:07.688		3:09.383
8	1:07.706	+0.018	3:17.089
9	1:09.501	+1.813	3:26.590
10	1:08.365	+0.677	3:34.955

Lap	Lap Tm	Diff	me of Day
-----	--------	------	-----------

Lap	Lap Tm	Diff	me of Day
-----	--------	------	-----------

Results provisional until the conclusion of judicial and technical matters

Orbits

Timekeeper: D.Bradfield

Clerk of Course: Chris Edwards

Live timing available at [timing.rhwright.com](http://timing.rhwright.com)

[www.mylaps.com](http://www.mylaps.com)

Printed: 24/03/2024 11:46:10

Licensed to: R.H.Wright Timing





## Kirkistown 500MRCI March Race Meeting

Sorted on Laps

Libre Saloons/GT

Kirkistown 500 MRCI 1.512 miles

Race 2 (R15)

23/03/2024 18:15

Race (10:00 and 1 Laps) started at 17:53:51

Pos	No.	Name	Make	Laps	Total Tm	Best Tm	Best Speed	In Lap	Avg. Speed
1	6	Gavin Stanfield	2.0t Subaru Impreza	10	11:08.368	1:05.136	83.564	9	81.437
2	11	Stephen Wright	2.0t SEAT Leon	10	11:09.470	1:05.236	83.436	9	81.303
3	83	Stephen Traub	2.4 Honda Integra	10	11:35.116	1:07.235	80.955	9	78.304
4	34	David McMinn	1.9d SEAT Ibiza	10	11:43.184	1:07.885	80.180	8	77.405
5	144	Gavin Kilkey	2.0t SEAT Leon	10	11:43.378	1:07.688	80.413	7	77.384
<b>Not classified</b>									
DNS	59	Ralph Jess	3.6 BMW M3				-	0	-

Margin of Victory	Avg. Speed	Best Lap Tm	Best Speed	Best Lap by
1.102	81.437	1:05.136	83.564	6 - Gavin Stanfield

Results provisional until the conclusion of judicial and technical matters

Orbits

Timekeeper: D.Bradfield

Clerk of Course: Chris Edwards

Live timing available at [timing.rhwright.co.uk](http://timing.rhwright.co.uk)

[www.mylaps.com](http://www.mylaps.com)

Licensed to: R.H.Wright Timing

Printed: 23/03/2024 18:05:54



**R.H.Wright**  
**Timing**



**Kirkistown 500MRCI March Race Meeting**

Libre Saloons/GT

Kirkistown 500 MRCI 1.512 miles

Race 2 (R15)

23/03/2024 18:15

Race (12:00 and 1 Laps)

3	83	59
	5	6
2	34	144
	3	4
1	6	11
	1	2
	POLE POSITION	



Results provisional until the conclusion of judicial and technical matters

Orbits

Timekeeper: D.Bradfield

Clerk of Course: Chris Edwards

Live timing available at [timing.rhwright.co.uk](http://timing.rhwright.co.uk)

[www.mylaps.com](http://www.mylaps.com)

Printed: 23/03/2024 11:39:16

Licensed to: R.H.Wright Timing



## Kirkistown 500MRCI March Race Meeting

Sorted on best lap time

Mazda MX5

Kirkistown 500 MRCI 1.512 miles

Qualifying (Q5)

23/03/2024 10:10

Qualifying started at 10:13:18

Pos	No.	Name	Make	Best Tm	Diff	In Lap	Best Speed	2nd Best	In Lap
1	42	Rob Kennedy	1.8 Mazda MX5	<b>1:09.538</b>		8	78.274	1:09.613	5
2	55	Craig Ewing		<b>1:09.824</b>	0.286	7	77.953	1:09.880	6
3	14	Francis Allen	1.8 Mazda MX5	<b>1:09.901</b>	0.363	8	77.868	1:09.981	5
4	34	Damian Moran	1.8 Mazda MX5	<b>1:10.704</b>	1.166	5	76.983	1:11.167	7
5	311	James Crowe	1.8 Mazda MX5	<b>1:10.930</b>	1.392	6	76.738	1:11.315	5
6	22	David Cousins	1.8 Mazda MX5	<b>1:11.918</b>	2.380	5	75.684	1:12.205	4
7	50	Robert McAllister	1.8 Mazda MX5	<b>1:11.986</b>	2.448	6	75.612	1:12.519	4
8	41	Jim Kennedy	1.8 Mazda MX5	<b>1:12.339</b>	2.801	7	75.243	1:12.671	4
9	7	Gregory Radcliffe	1.8 Mazda MX5	<b>1:12.735</b>	3.197	7	74.834	1:12.849	6
10	9	John Stewart	1.8 Mazda MX5	<b>1:12.991</b>	3.453	7	74.571	1:13.395	6

Results provisional until the conclusion of judicial and technical matters

Orbits

Timekeeper: D.Bradfield

Clerk of Course: Chris Edwards

Live timing available at [timing.rhwright.co.uk](http://timing.rhwright.co.uk)

[www.mylaps.com](http://www.mylaps.com)

Licensed to: R.H.Wright Timing

Printed: 23/03/2024 10:25:23



**R.H.  
Wright**



**Kirkistown 500MRCI March Race Meeting**

**Mazda MX5**

**Kirkistown 500 MRCI 1.512 miles**

**Race 1 (R5)**

**23/03/2024 13:15**

**Race (12:00 and 1 Laps) started at 13:14:33**

Lap	Lap Tm	Diff	me of Day
<b>(55) Craig Ewing</b>			
1	1:15.895	+6.198	1:51.547
2	1:09.842	+0.145	1:01.389
3	1:09.702	+0.005	1:11.091
4	1:14.126	+4.429	1:25.217
5	1:09.947	+0.250	1:35.164
6	1:10.059	+0.362	1:45.223
7	1:09.724	+0.027	1:54.947
8	1:10.072	+0.375	1:05.019
9	1:10.276	+0.579	1:15.295
10	1:09.826	+0.129	1:25.121
11	1:10.306	+0.609	1:35.427
12	1:09.697		1:45.124
<b>(14) Francis Allen</b>			
1	1:18.221	+8.300	1:54.643
2	1:11.755	+1.834	1:06.398
3	1:10.921	+1.000	1:17.319
4	1:10.095	+0.174	1:27.414
5	1:11.581	+1.660	1:38.995
6	1:10.059	+0.138	1:49.054
7	1:10.263	+0.342	1:59.317
8	1:10.351	+0.430	1:09.668
9	1:09.921		1:19.589
10	1:09.984	+0.063	1:29.573
11	1:10.333	+0.412	1:39.906
12	1:10.739	+0.818	1:50.645
<b>(34) Damian Moran</b>			
1	1:16.809	+5.835	1:53.171
2	1:10.974		1:04.145
3	1:11.177	+0.203	1:15.322
4	1:11.823	+0.849	1:27.145
5	1:12.129	+1.155	1:39.274
6	1:11.657	+0.683	1:50.931
7	1:11.237	+0.263	1:02.168
8	1:11.639	+0.665	1:13.807
9	1:11.553	+0.579	1:25.360
10	1:11.222	+0.248	1:36.582
11	1:12.129	+1.155	1:48.711
12	1:11.785	+0.811	1:00.496
<b>(311) James Crowe</b>			
1	1:19.640	+9.275	1:56.867
2	1:12.268	+1.903	1:09.135
3	1:11.272	+0.907	1:20.407
4	1:11.416	+1.051	1:31.823
5	1:11.090	+0.725	1:42.913
6	1:11.039	+0.674	1:53.952
7	1:10.365		1:04.317
8	1:10.768	+0.403	1:15.085
9	1:10.906	+0.541	1:25.991
10	1:10.893	+0.528	1:36.884
11	1:12.002	+1.637	1:48.886
12	1:11.630	+1.265	1:00.516
<b>(22) David Cousins</b>			
1	1:17.431	+6.675	1:54.350
2	1:11.905	+1.149	1:06.255
3	1:11.246	+0.490	1:17.501
4	1:11.195	+0.439	1:28.696
5	1:11.017	+0.261	1:39.713
6	1:11.615	+0.859	1:51.328
7	1:11.489	+0.733	1:02.817
8	1:13.627	+2.871	1:16.444
9	1:11.226	+0.470	1:27.670
10	1:10.979	+0.223	1:38.649
11	1:10.756		1:49.405
12	1:12.488	+1.732	1:01.893
<b>(50) Robert McAllister</b>			
1	1:19.501	+7.419	1:57.387
2	1:12.405	+0.323	1:09.792

Lap	Lap Tm	Diff	me of Day
3	1:12.082		1:21.874
4	1:12.136	+0.054	1:34.010
5	1:12.479	+0.397	1:46.489
6	1:12.672	+0.590	1:59.161
7	1:13.884	+1.802	1:13.045
8	1:13.347	+1.265	1:26.392
9	1:12.519	+0.437	1:38.911
10	1:12.587	+0.505	1:51.498
11	1:12.464	+0.382	1:03.962
12	1:12.623	+0.541	1:16.585
<b>(9) John Stewart</b>			
1	1:20.339	+7.767	1:58.993
2	1:13.807	+1.235	1:12.800
3	1:12.904	+0.332	1:25.704
4	1:12.854	+0.282	1:38.558
5	1:12.799	+0.227	1:51.357
6	1:13.536	+0.964	1:04.893
7	1:12.929	+0.357	1:17.822
8	1:12.788	+0.216	1:30.610
9	1:12.712	+0.140	1:43.322
10	1:13.104	+0.532	1:56.426
11	1:13.325	+0.753	1:09.751
12	1:12.572		1:22.323
<b>(41) Jim Kennedy</b>			
1	1:28.336	+15.550	1:06.045
2	1:13.711	+0.925	1:19.756
3	1:13.398	+0.612	1:33.154
4	1:13.576	+0.790	1:46.730
5	1:13.262	+0.476	1:59.992
6	1:12.786		1:12.778
7	1:14.191	+1.405	1:26.969
<b>(42) Rob Kennedy</b>			
1	1:15.408	+5.986	1:51.025
2	1:09.624	+0.202	1:00.649
3	1:09.422		1:10.071
4	1:09.528	+0.106	1:19.599
5	1:09.798	+0.376	1:29.397
6	1:09.681	+0.259	1:39.078
7	1:09.756	+0.334	1:48.834
8	1:09.849	+0.427	1:58.683
9	1:09.758	+0.336	1:08.441
10	1:10.152	+0.730	1:18.593
11	1:10.148	+0.726	1:28.741
12	1:12.681	+3.259	1:41.422
<b>(7) Gregory Radcliffe</b>			
1	1:20.427	+8.177	1:59.284
2	1:13.962	+1.712	1:13.246
3	1:13.136	+0.886	1:26.382
4	1:12.970	+0.720	1:39.352
5	1:12.627	+0.377	1:51.979
6	1:12.250		1:04.229
7	1:13.008	+0.758	1:17.237
8	1:13.903	+1.653	1:31.140
9	1:13.008	+0.758	1:44.148
10	1:12.369	+0.119	1:56.517
11	1:13.751	+1.501	1:10.268
12	1:12.801	+0.551	1:23.069

Lap	Lap Tm	Diff	me of Day
-----	--------	------	-----------

Results provisional until the conclusion of judicial and technical matters Orbits



## Kirkistown 500MRCI March Race Meeting

Sorted on Laps

Mazda MX5

Kirkistown 500 MRCI 1.512 miles

Race 1 (R5)

23/03/2024 13:15

Race (12:00 and 1 Laps) started at 13:14:33

Pos	No.	Name	Make	Laps	Total Tm	Best Tm	Best Speed	In Lap	Avg. Speed
1	55	Craig Ewing	1.8 Mazda MX5	12	14:11.869	1:09.697	78.095	12	76.674
2	14	Francis Allen	1.8 Mazda MX5	12	14:17.390	1:09.921	77.845	9	76.180
3	34	Damian Moran	1.8 Mazda MX5	12	14:27.241	1:10.974	76.690	2	75.315
4	311	James Crowe	1.8 Mazda MX5	12	14:27.261	1:10.365	77.354	7	75.313
5	22	David Cousins	1.8 Mazda MX5	12	14:28.638	1:10.756	76.927	11	75.194
6	50	Robert McAllister	1.8 Mazda MX5	12	14:43.330	1:12.082	75.512	3	73.943
7	9	John Stewart	1.8 Mazda MX5	12	14:49.068	1:12.572	75.002	12	73.466
<b>Not classified</b>									
DNF	41	Jim Kennedy	1.8 Mazda MX5	7	8:53.714	1:12.786	74.781	6	71.389
DQ	42	Rob Kennedy	1.8 Mazda MX5	12	14:08.167	1:09.422	78.405	3	77.009
DQ	7	Gregory Radcliffe	1.8 Mazda MX5	12	14:49.814	1:12.250	75.336	6	73.404

### Announcements

Disqualification - Cars No 7 & 42 excluded from the results under Mazda Championship Regulations 5.1

Margin of Victory	Avg. Speed	Best Lap Tm	Best Speed	Best Lap by
5.521	76.674	1:09.697	78.095	55 - Craig Ewing

Results provisional until the conclusion of judicial and technical matters

Orbits

Timekeeper: D.Bradfield

Clerk of Course: Chris Edwards

Live timing available at [timing.rhwright.co.uk](http://timing.rhwright.co.uk)

[www.mylaps.com](http://www.mylaps.com)

Licensed to: R.H.Wright Timing

Printed: 23/03/2024 14:04:32



**R.H.Wright**  
**Timing**



**Kirkistown 500MRCI March Race Meeting**

Mazda MX5

Kirkistown 500 MRCI 1.512 miles

Race 1 (R5)

23/03/2024 13:15

Race (12:00 and 1 Laps)

5	7	9
4	50	41
3	311	22
2	14	34
1	42	55
	1	2

POLE POSITION



Results provisional until the conclusion of judicial and technical matters

Orbits

Timekeeper: D.Bradfield

Clerk of Course: Chris Edwards

Live timing available at [timing.rhwright.co.uk](http://timing.rhwright.co.uk)

[www.mylaps.com](http://www.mylaps.com)

Printed: 23/03/2024 10:26:17

Licensed to: R.H.Wright Timing



**R.H.  
Wright**



**Kirkistown 500MRCI March Race Meeting**

**Mazda MX5**

**Kirkistown 500 MRCI 1.512 miles**

**Race 2 (R13)**

**23/03/2024 17:25**

**Race (10:00 and 1 Laps) started at 17:10:14**

Lap	Lap Tm	Diff	me of Day
<b>(55) Craig Ewing</b>			
1	1:27.688	+12.354	1:46.817
2	1:20.823	+5.489	1:07.640
3	1:17.534	+2.200	1:25.174
4	1:21.357	+6.023	1:46.531
5	1:20.669	+5.335	1:07.200
6	1:15.334		1:22.534
7	1:17.183	+1.849	1:39.717
8	1:17.995	+2.661	1:57.712
9	1:16.132	+0.798	1:13.844
<b>(311) James Crowe</b>			
1	1:25.387	+7.150	1:43.077
2	1:20.757	+2.520	1:03.834
3	1:18.974	+0.737	1:22.808
4	1:19.455	+1.218	1:42.263
5	1:18.436	+0.199	1:00.699
6	1:18.403	+0.166	1:19.102
7	1:19.357	+1.120	1:38.459
8	1:18.237		1:56.696
9	1:18.352	+0.115	1:15.048
<b>(14) Francis Allen</b>			
1	1:31.532	+15.251	1:49.920
2	1:21.866	+5.585	1:11.786
3	1:20.164	+3.883	1:31.950
4	1:20.718	+4.437	1:52.668
5	1:18.036	+1.755	1:10.704
6	1:17.229	+0.948	1:27.933
7	1:16.424	+0.143	1:44.357
8	1:16.281		1:00.638
9	1:17.212	+0.931	1:17.850
<b>(34) Damian Moran</b>			
1	1:27.984	+10.792	1:46.215
2	1:22.167	+4.975	1:08.382
3	1:18.507	+1.315	1:26.889
4	1:18.184	+0.992	1:45.073
5	1:17.192		1:02.265
6	1:19.165	+1.973	1:21.430
7	1:18.069	+0.877	1:39.499
8	1:18.109	+0.917	1:57.608
9	1:24.264	+7.072	1:21.872
<b>(22) David Cousins</b>			
1	1:27.077	+10.467	1:44.717
2	1:19.940	+3.330	1:04.657
3	1:19.346	+2.736	1:24.003
4	1:18.651	+2.041	1:42.654
5	1:18.135	+1.525	1:00.789
6	1:19.175	+2.565	1:19.964
7	1:27.910	+11.300	1:47.874
8	1:23.133	+6.523	1:11.007
9	1:16.610		1:27.617
<b>(9) John Stewart</b>			
1	1:29.200	+9.559	1:45.990
2	1:21.854	+2.213	1:07.844
3	1:25.878	+6.237	1:33.722
4	1:23.108	+3.467	1:56.830
5	1:21.302	+1.661	1:18.132
6	1:20.903	+1.262	1:39.035
7	1:21.208	+1.567	1:00.243
8	1:19.641		1:19.884
9	1:20.699	+1.058	1:40.583
<b>(7) Gregory Radcliffe</b>			
1	1:33.053	+13.012	1:53.321
2	1:24.665	+4.624	1:17.986
3	1:22.590	+2.549	1:40.576
4	1:22.897	+2.856	1:03.473
5	1:21.558	+1.517	1:25.031
6	1:20.041		1:45.072

Lap	Lap Tm	Diff	me of Day
7	1:21.194	+1.153	1:06.266
8	1:21.032	+0.991	1:27.298
9	1:23.080	+3.039	1:50.378
<b>(50) Robert McAllister</b>			
1	1:30.904	+12.365	1:47.575
2	1:38.837	+20.298	1:26.412
3	1:20.292	+1.753	1:46.704
4	1:20.952	+2.413	1:07.656
5	1:19.911	+1.372	1:27.567
6	1:18.539		1:46.106
7	1:20.883	+2.344	1:06.989
8	1:21.391	+2.852	1:28.380
9	1:30.414	+11.875	1:58.794
<b>(42) Rob Kennedy</b>			
1	1:27.936	+9.822	1:48.253
2	1:20.688	+2.574	1:08.941
3	1:18.614	+0.500	1:27.555
4	2:02.671	+44.557	1:30.226
5	1:19.840	+1.726	1:50.066
6	1:18.572	+0.458	1:08.638
7	1:18.508	+0.394	1:27.146
8	1:18.114		1:45.260
9	1:22.242	+4.128	1:07.502
<b>(41) Jim Kennedy</b>			
1	1:35.546	+5.938	1:55.215
2	1:31.719	+2.111	1:26.934
3	1:31.784	+2.176	1:58.718
4	1:33.493	+3.885	1:32.211
5	1:29.608		1:01.819

Lap	Lap Tm	Diff	me of Day
-----	--------	------	-----------

Results provisional until the conclusion of judicial and technical matters

Orbits

Timekeeper: D.Bradfield

Clerk of Course: Chris Edwards

www.mylaps.com

Live timing available at timing.rhwright.

Licensed to: R.H.Wright Timing

Printed: 24/03/2024 11:46:41



## Kirkistown 500MRCI March Race Meeting

Sorted on Laps

Mazda MX5

Kirkistown 500 MRCI 1.512 miles

Race 2 (R13)

23/03/2024 17:25

Race (10:00 and 1 Laps) started at 17:10:14

Pos	No.	Name	Make	Laps	Total Tm	Best Tm	Best Speed	In Lap	Avg. Speed
1	55	Craig Ewing	1.8 Mazda MX5	9	11:59.359	<b>1:15.334</b>	72.252	6	68.098
2	311	James Crowe	1.8 Mazda MX5	9	12:00.563	<b>1:18.237</b>	69.571	8	67.985
3	14	Francis Allen	1.8 Mazda MX5	9	12:03.365	<b>1:16.281</b>	71.355	8	67.721
4	34	Damian Moran	1.8 Mazda MX5	9	12:07.387	<b>1:17.192</b>	70.513	5	67.347
5	22	David Cousins	1.8 Mazda MX5	9	12:13.132	<b>1:16.610</b>	71.048	9	66.819
6	9	John Stewart	1.8 Mazda MX5	9	12:26.098	<b>1:19.641</b>	68.344	8	65.658
7	7	Gregory Radcliffe	1.8 Mazda MX5	9	12:35.893	<b>1:20.041</b>	68.003	6	64.807
8	50	Robert McAllister	1.8 Mazda MX5	9	12:44.309	<b>1:18.539</b>	69.303	6	64.093
9	42	Rob Kennedy	1.8 Mazda MX5	9	12:53.017	<b>1:18.114</b>	69.680	8	63.371
<b>Not classified</b>									
DNF	41	Jim Kennedy	1.8 Mazda MX5	5	7:47.334	<b>1:29.608</b>	60.743	5	58.235

Margin of Victory

Avg. Speed

Best Lap Tm

Best Speed

Best Lap by

1.204

68.098

1:15.334

72.252

55 - Craig Ewing

Results provisional until the conclusion of judicial and technical matters

Orbits

Timekeeper: D.Bradfield

Clerk of Course: Chris Edwards

Live timing available at [timing.rhwright.co.uk](http://timing.rhwright.co.uk)

[www.mylaps.com](http://www.mylaps.com)

Printed: 23/03/2024 17:23:26

Licensed to: R.H.Wright Timing





## Kirkistown 500MRCI March Race Meeting

Mazda MX5

Kirkistown 500 MRCI 1.512 miles

Race 2 (R13)

23/03/2024 17:25

Race (12:00 and 1 Laps)

5	42	7
	9	10
4	55	41
	7	8
3	34	14
	5	6
2	22	311
	3	4
1	9	50
	1	2

POLE POSITION



Results provisional until the conclusion of judicial and technical matters

Orbits

Timekeeper: D.Bradfield

Clerk of Course: Chris Edwards

Live timing available at [timing.rhwright.co.uk](http://timing.rhwright.co.uk)

[www.mylaps.com](http://www.mylaps.com)

Licensed to: R.H.Wright Timing

Printed: 23/03/2024 14:45:00



**R.H.  
Wright**



**Kirkistown 500MRCI March Race Meeting**

Roadsports/Globals

Kirkistown 500 MRCI 1.512 miles

Qualifying (Q4)

23/03/2024 09:50

Qualifying started at 10:00:44

Lap	Lap Tm	Diff	me of Day
<b>(93) Steven Larkham</b>			
1	1:40.145	+41.638	1:26.572
2	1:24.890	+26.383	1:51.462
3	1:01.192	+2.685	1:52.654
4	59.552	+1.045	1:52.206
5	58.695	+0.188	1:50.901
6	59.022	+0.515	1:49.923
7	58.507		1:48.430
8	59.377	+0.870	1:47.807
<b>(120) Mike Ward</b>			
1	1:04.121	+2.081	1:17.750
2	1:02.797	+0.757	1:20.547
3	1:02.108	+0.068	1:22.655
4	1:02.238	+0.198	1:24.893
5	1:02.040		1:26.933
6	1:02.504	+0.464	1:29.437
7	1:02.708	+0.668	1:32.145
8	1:07.469	+5.429	1:39.614
<b>(8) Peter Drennan</b>			
1	1:20.784	+17.456	1:15.491
2	1:06.756	+3.428	1:22.247
3	1:03.738	+0.410	1:25.985
4	1:03.627	+0.299	1:29.612
5	1:03.328		1:32.940
6	1:03.349	+0.021	1:36.289
7	1:03.644	+0.316	1:39.933
8	1:03.366	+0.038	1:43.299
9	1:03.456	+0.128	1:46.755
<b>(11) Cameron Fenton</b>			
1	1:09.137	+5.700	1:36.280
2	1:03.611	+0.174	1:39.891
3	2:06.014	02.577	1:45.905
4	1:03.437		1:49.342
5	1:03.550	+0.113	1:52.892
<b>(18) Charlie Linnane</b>			
1	1:28.057	+23.807	1:17.707
2	1:07.140	+2.890	1:24.847
3	1:04.839	+0.589	1:29.686
4	1:04.277	+0.027	1:33.963
5	1:04.250		1:38.213
6	1:04.402	+0.152	1:42.615
7	1:05.469	+1.219	1:48.084
8	1:05.210	+0.960	1:53.294
9	1:04.467	+0.217	1:57.761
<b>(70) Conor May</b>			
1	1:29.399	+23.815	1:26.334
2	1:12.283	+6.699	1:38.617
3	1:08.299	+2.715	1:46.916
4	1:06.681	+1.097	1:53.597
5	1:07.520	+1.936	1:01.117
6	1:05.584		1:06.701

Lap	Lap Tm	Diff	me of Day
-----	--------	------	-----------

Lap	Lap Tm	Diff	me of Day
-----	--------	------	-----------

Results provisional until the conclusion of judicial and technical matters

Orbits

Timekeeper: D.Bradfield

Clerk of Course: Chris Edwards

Live timing available at [timing.rhwright.com](http://timing.rhwright.com)

[www.mylaps.com](http://www.mylaps.com)

Printed: 24/03/2024 11:46:52

Licensed to: R.H.Wright Timing



**R.H.Wright**  
**Timing**



**Kirkistown 500MRCI March Race Meeting**

**Sorted on best lap time**

Roadsports/Globals

Kirkistown 500 MRCI 1.512 miles

Qualifying (Q4)

23/03/2024 09:50

Qualifying started at 10:00:44

Pos	No.	Name	Make	Best Tm	Diff	In Lap	Best Speed	2nd Best	In Lap
1	93	Steven Larkham	Radical Pr6	<b>58.507</b>		7	93.032	58.695	5
2	120	Mike Ward	1.4 Radical PR06	<b>1:02.040</b>	3.533	5	87.734	1:02.108	3
3	8	Peter Drennan	0.6 Global GT	<b>1:03.328</b>	4.821	5	85.950	1:03.349	6
4	11	Cameron Fenton	0.6 Global GT	<b>1:03.437</b>	4.930	4	85.802	1:03.550	5
5	18	Charlie Linnane	0.6 Global GT	<b>1:04.250</b>	5.743	5	84.716	1:04.277	4
6	70	Conor May	0.6 Global GT	<b>1:05.584</b>	7.077	6	82.993	1:06.681	4

**Announcements**

Car 11 – Please fit a working transponder as per MSUK Reg Q12.8.1

Results provisional until the conclusion of judicial and technical matters

Orbits

Timekeeper: D.Bradfield

Clerk of Course: Chris Edwards

Live timing available at [timing.rhwright.co.uk](http://timing.rhwright.co.uk)

[www.mylaps.com](http://www.mylaps.com)

Licensed to: R.H.Wright Timing

Printed: 23/03/2024 10:26:42



**R.H.**  
**Wright**



**Kirkistown 500MRCI March Race Meeting**

**Roadsports/Globals**

**Kirkistown 500 MRCI 1.512 miles**

**Race 1 (R4)**

**23/03/2024 12:50**

**Race (12:00 and 1 Laps) started at 12:48:04**

Lap	Lap Tm	Diff	me of Day
<b>(93) Steven Larkham</b>			
1	1:04.809	+5.863	1:09.319
2	1:01.236	+2.290	1:10.555
3	1:00.067	+1.121	1:10.622
4	58.946		1:09.568
5	1:00.109	+1.163	1:09.677
6	59.919	+0.973	1:09.596
7	1:01.625	+2.679	1:11.221
8	1:06.218	+7.272	1:17.439
9	1:08.938	+9.992	1:26.377
10	1:10.410	+11.464	1:36.787
11	1:06.413	+7.467	1:43.200
12	1:11.447	+12.501	1:54.647

Lap	Lap Tm	Diff	me of Day
<b>(120) Mike Ward</b>			
1	1:05.683	+3.781	1:10.474
2	1:02.408	+0.486	1:12.882
3	1:01.922		1:14.804
4	1:02.401	+0.479	1:17.205
5	1:03.059	+1.137	1:20.264
6	1:04.085	+2.163	1:24.349
7	1:04.935	+3.013	1:29.284
8	1:09.389	+7.467	1:38.673
9	1:08.478	+6.556	1:47.151
10	1:08.638	+6.716	1:55.789
11	1:08.112	+6.190	1:03.901
12	1:07.799	+5.877	1:11.700

Lap	Lap Tm	Diff	me of Day
<b>(8) Peter Drennan</b>			
1	1:06.546	+3.227	1:28.581
2	1:04.187	+0.868	1:32.768
3	1:03.430	+0.111	1:36.198
4	1:03.319		1:39.517
5	1:03.578	+0.259	1:43.095
6	1:03.521	+0.202	1:46.616
7	1:12.193	+8.874	1:58.809
8	1:10.894	+7.575	1:09.703
9	1:08.151	+4.832	1:17.854
10	1:04.889	+1.540	1:22.713
11	1:04.948	+1.629	1:27.661
12	1:09.994	+6.675	1:37.655

Lap	Lap Tm	Diff	me of Day
<b>(70) Conor May</b>			
1	1:11.196	+5.743	1:33.576
2	1:08.326	+2.873	1:41.902
3	1:06.842	+1.389	1:48.744
4	1:05.453		1:54.197
5	1:06.048	+0.595	1:00.245
6	1:07.317	+1.864	1:07.562
7	1:12.088	+6.635	1:19.650
8	1:10.472	+5.019	1:30.122
9	1:08.154	+2.701	1:38.276
10	1:07.870	+2.417	1:46.146
11	1:10.057	+4.604	1:56.203

Lap	Lap Tm	Diff	me of Day
<b>(18) Charlie Linnane</b>			
1	1:07.314	+3.238	1:29.613
2	1:04.712	+0.636	1:34.325
3	1:04.076		1:38.401
4	1:04.106	+0.030	1:42.507
5	1:04.355	+0.279	1:46.862
6	1:04.186	+0.110	1:51.048
7	1:08.900	+4.824	1:59.948
8	1:10.111	+6.035	1:10.059
9	1:07.456	+3.380	1:17.515
10	1:05.077	+1.001	1:22.592
11	1:05.088	+1.012	1:27.680

Lap	Lap Tm	Diff	me of Day
<b>(11) Cameron Fenlon</b>			
1	1:06.485	+3.394	1:28.545
2	1:03.816	+0.725	1:32.361
3	1:03.470	+0.379	1:35.831
4	1:03.376	+0.285	1:39.207

Lap	Lap Tm	Diff	me of Day
5	1:03.091		1:42.298
6	1:03.616	+0.525	1:45.914

Lap	Lap Tm	Diff	me of Day
-----	--------	------	-----------

Results provisional until the conclusion of judicial and technical matters

Orbits

Timekeeper: D.Bradfield

Clerk of Course: Chris Edwards

www.mylaps.com

Live timing available at [timing.rhwright.com](http://timing.rhwright.com)

Licensed to: R.H.Wright Timing

Printed: 24/03/2024 11:47:02



## Kirkistown 500MRCI March Race Meeting

Sorted on Laps

Roadsports/Globals

Kirkistown 500 MRCI 1.512 miles

Race 1 (R4)

23/03/2024 12:50

Race (12:00 and 1 Laps) started at 12:48:04

Pos	No.	Name	Make	Laps	Total Tm	Best Tm	Best Speed	In Lap	Avg. Speed
<b>Globals</b>									
1	8	Peter Drennan	0.6 Global GT	12	13:33.145	1:03.319	85.962	4	80.325
2	70	Conor May	0.6 Global GT	11	12:51.693	1:05.453	83.159	4	77.587
<b>Not classified</b>									
DNF	18	Charlie Linnane	0.6 Global GT	11	12:23.170	1:04.076	84.946	3	80.565
DNF	11	Cameron Fenton	0.6 Global GT	6	6:41.404	1:03.091	86.273	5	81.360
<b>Roadsport C</b>									
1	93	Steven Larkham	Radical Pr6	12	12:50.137	58.946	92.339	4	84.811
2	120	Mike Ward	1.4 Radical PR06	12	13:07.190	1:01.922	87.901	3	82.974

Margin of Victory	Avg. Speed	Best Lap Tm	Best Speed	Best Lap by
17.053	84.811	58.946	92.339	93 - Steven Larkham

Results provisional until the conclusion of judicial and technical matters

Orbits

Timekeeper: D.Bradfield

Clerk of Course: Chris Edwards

Live timing available at [timing.rhwright.co.uk](http://timing.rhwright.co.uk)

[www.mylaps.com](http://www.mylaps.com)

Licensed to: R.H.Wright Timing

Printed: 23/03/2024 13:02:44



**R.H.Wright**  
**Timing**



**Kirkistown 500MRCI March Race Meeting**

Roadsports/Globals

Kirkistown 500 MRCI 1.512 miles


Race 1 (R4)

23/03/2024 12:50

Race (12:00 and 1 Laps)

5	18	70
	9	10
4	8	11
	7	8
3	5	6
2	3	4
1	93	120
	1	2

POLE POSITION



Results provisional until the conclusion of judicial and technical matters

Orbits

Timekeeper: D.Bradfield

Clerk of Course: Chris Edwards

Live timing available at [timing.rhwright.co.uk](http://timing.rhwright.co.uk)

[www.mylaps.com](http://www.mylaps.com)

Licensed to: R.H.Wright Timing

Printed: 23/03/2024 10:19:19



**R.H.  
Wright**



**Kirkistown 500MRCI March Race Meeting**

Roadsports/Globals

Kirkistown 500 MRCI 1.512 miles

Race 2 (R12)

23/03/2024 17:00

Race (10:00 and 1 Laps) started at 16:54:37

Lap	Lap Tm	Diff	me of Day
<b>(8) Peter Drennan</b>			
1	1:13.179	+1.050	3:13.628
2	1:12.270	+0.141	7:25.898
3	1:13.674	+1.545	3:39.572
4	1:12.129		3:51.701
5	1:12.683	+0.554	1:04.384
6	1:13.049	+0.920	2:17.433
<b>(11) Cameron Fenlon</b>			
1	1:14.625	+3.125	3:15.219
2	1:12.985	+1.485	7:28.204
3	1:13.607	+2.107	3:41.811
4	1:11.847	+0.347	3:53.658
5	1:13.001	+1.501	1:06.659
6	1:11.500		2:18.159
<b>(93) Steven Larkham</b>			
1	1:16.563	+0.563	3:54.047
2	1:16.000		7:10.047
3	1:17.915	+1.915	3:27.962
4	1:20.959	+4.959	3:48.921
5	1:22.358	+6.358	1:11.279
6	1:20.518	+4.518	2:31.797
<b>(120) Mike Ward</b>			
1	1:24.823	+1.972	3:02.729
2	1:22.851		7:25.580
3	1:56.635	+33.784	3:22.215
4	1:33.147	+10.296	3:55.362
5	1:37.163	+14.312	3:32.525
<b>(18) Charlie Linnane</b>			
1	1:21.476		3:22.534
<b>(70) Conor May</b>			
1	1:25.297		3:26.659

Lap	Lap Tm	Diff	me of Day
-----	--------	------	-----------

Lap	Lap Tm	Diff	me of Day
-----	--------	------	-----------

Results provisional until the conclusion of judicial and technical matters

Orbits

Timekeeper: D.Bradfield

Clerk of Course: Chris Edwards

Live timing available at [timing.rhwright.com](http://timing.rhwright.com)

[www.mylaps.com](http://www.mylaps.com)

Printed: 24/03/2024 11:47:14

Licensed to: R.H.Wright Timing



## Kirkistown 500MRCI March Race Meeting

Sorted on Laps

Roadsports/Globals

Kirkistown 500 MRCI 1.512 miles

Race 2 (R12)

23/03/2024 17:00

Race (10:00 and 1 Laps) started at 16:54:37

Pos	No.	Name	Make	Laps	Total Tm	Best Tm	Best Speed	In Lap	Avg. Speed
<b>Globals</b>									
1	8	Peter Drennan	0.6 Global GT	6	7:39.949	<b>1:12.129</b>	75.462	4	71.004
2	11	Cameron Fenton	0.6 Global GT	6	7:40.675	<b>1:11.500</b>	76.126	6	70.892
<b>Not classified</b>									
DNF	18	Charlie Linnane	0.6 Global GT	1	1:45.050	<b>1:21.476</b>	66.805	1	51.814
DNF	70	Conor May	0.6 Global GT	1	1:49.175	<b>1:25.297</b>	63.813	1	49.856
<b>Roadsport C</b>									
1	93	Steven Larkham	Radical Pr6	6	7:54.313	<b>1:16.000</b>	71.619	2	68.854
2	120	Mike Ward	1.4 Radical PR06	5	7:55.041	<b>1:22.851</b>	65.696	2	57.290

Margin of Victory	Avg. Speed	Best Lap Tm	Best Speed	Best Lap by
0.726	71.004	1:11.500	76.126	11 - Cameron Fenton

Results provisional until the conclusion of judicial and technical matters

Orbits

Timekeeper: D.Bradfield

Clerk of Course: Chris Edwards

Live timing available at [timing.rhwright.co.uk](http://timing.rhwright.co.uk)

[www.mylaps.com](http://www.mylaps.com)

Licensed to: R.H.Wright Timing

Printed: 23/03/2024 17:06:13





**R.H. Wright**  
**Timing**



**Kirkistown 500MRCI March Race Meeting**

Roadsports/Globals

Kirkistown 500 MRCI 1.512 miles


Race 2 (R12)

23/03/2024 17:00

Race (12:00 and 1 Laps)

5	18	70
	9	10
4	8	11
	7	8
3	5	6
2	3	4
1	93	120
	1	2

POLE POSITION



Results provisional until the conclusion of judicial and technical matters

Orbits

Timekeeper: D.Bradfield

Clerk of Course: Chris Edwards

Live timing available at [timing.rhwright.co.uk](http://timing.rhwright.co.uk)

[www.mylaps.com](http://www.mylaps.com)

Printed: 23/03/2024 10:20:08

Licensed to: R.H.Wright Timing



**R.H.  
Wright**



**Kirkistown 500MRCI March Race Meeting**

**Scottish Mini Coopers**

**Kirkistown 500 MRCI 1.512 miles**

**Qualifying (Q1)**

**23/03/2024 08:45**

**Qualifying started at 9:02:13**

Lap	Lap Tm	Diff	me of Day
<b>(70) Oly Mortimer</b>			
1	1:12.843	+2.282	14:58.212
2	1:11.680	+1.119	16:09.892
3	1:11.038	+0.477	17:20.930
4	1:13.790	+3.229	18:34.720
5	1:10.602	+0.041	19:45.322
6	1:11.221	+0.660	0:56.543
7	1:22.628	+12.067	2:19.171
8	1:19.013	+8.452	3:38.184
9	1:10.561		4:48.745
10	1:23.744	+13.183	6:12.489
11	1:11.269	+0.708	7:23.758
<b>(22) Jason Ballantyne</b>			
1	1:18.977	+8.192	15:11.241
2	1:12.369	+1.584	16:23.610
3	1:13.748	+2.963	17:37.358
4	1:11.689	+0.904	18:49.047
5	1:13.403	+2.618	0:02.450
6	1:11.176	+0.391	11:13.626
7	1:11.328	+0.543	2:24.954
8	1:10.785		3:35.739
9	1:10.912	+0.127	4:46.651
10	1:11.126	+0.341	5:57.777
11	1:11.623	+0.838	7:09.400
12	1:13.940	+3.155	8:23.340
<b>(25) Chad Little</b>			
1	1:13.544	+2.625	15:03.372
2	1:13.846	+2.927	16:17.218
3	1:11.578	+0.659	17:28.796
4	1:11.303	+0.384	18:40.099
5	1:11.931	+1.012	19:52.030
6	1:11.286	+0.367	11:03.316
7	1:11.076	+0.157	2:14.392
8	1:11.189	+0.270	3:25.581
9	1:11.187	+0.268	4:36.768
10	1:11.092	+0.173	5:47.860
11	1:11.457	+0.538	6:59.317
12	1:10.919		8:10.236
<b>(65) Jack Irvine</b>			
1	1:12.296	+1.316	15:02.987
2	1:24.291	+13.311	16:27.278
3	1:11.409	+0.429	17:38.687
4	1:10.980		18:49.667
5	1:11.191	+0.211	0:00.858
6	1:11.744	+0.764	11:12.602
7	1:11.366	+0.386	2:23.968
8	1:11.288	+0.308	3:35.256
9	1:11.005	+0.025	4:46.261
10	1:11.205	+0.225	5:57.466
11	1:12.939	+1.959	7:10.405
12	1:11.285	+0.305	8:21.690
<b>(684) Ralph Sturrock (NC)</b>			
1	1:13.800	+2.323	14:55.594
2	1:12.751	+1.274	16:08.345
3	1:12.207	+0.730	17:20.552
4	1:12.001	+0.524	18:32.553
5	1:12.970	+1.493	19:45.523
6	1:12.821	+1.344	0:58.344
7	1:11.941	+0.464	2:10.285
8	1:11.762	+0.285	3:22.047
9	1:12.544	+1.067	4:34.591
10	1:11.908	+0.431	5:46.499
11	1:13.337	+1.860	6:59.836
12	1:11.477		8:11.313
<b>(18) Daniel Patterson</b>			
1	1:13.463	+1.754	14:53.995
2	1:12.868	+1.159	16:06.863
3	1:12.239	+0.530	17:19.102

Lap	Lap Tm	Diff	me of Day
4	1:12.391	+0.682	18:31.493
5	1:14.937	+3.228	19:46.430
6	1:18.776	+7.067	11:05.206
7	1:12.045	+0.336	2:17.251
8	1:12.113	+0.404	3:29.364
9	1:12.197	+0.488	4:41.561
10	1:11.804	+0.095	5:53.365
11	1:11.709		7:05.074
12	1:12.101	+0.392	8:17.175
<b>(23) Ian Mumro</b>			
1	1:13.706	+1.989	14:54.800
2	1:12.445	+0.728	16:07.245
3	1:14.380	+2.663	17:21.625
4	1:11.717		18:33.342
5	1:11.973	+0.256	19:45.315
6	1:12.627	+0.910	0:57.942
7	1:12.028	+0.311	2:09.970
8	1:12.144	+0.427	13:22.114
9	1:12.184	+0.467	4:34.298
10	1:11.802	+0.085	5:46.100
11	1:11.864	+0.147	6:57.964
12	1:11.870	+0.153	8:09.834
<b>(88) Barry Holmes</b>			
1	1:21.621	+9.746	15:23.435
2	1:15.203	+3.328	16:38.638
3	1:14.133	+2.258	17:52.771
4	1:13.374	+1.499	19:06.145
5	1:12.883	+1.008	0:19.028
6	1:12.405	+0.530	11:31.433
7	1:12.543	+0.668	2:43.976
8	1:12.169	+0.294	3:56.145
9	1:12.695	+0.820	5:08.840
10	1:11.875		6:20.715
11	1:11.891	+0.016	7:32.606
<b>(16) William Smith</b>			
1	1:15.493	+3.191	15:22.137
2	1:13.499	+1.197	16:35.636
3	1:13.309	+1.007	17:48.945
4	1:12.509	+0.207	19:01.454
5	1:12.408	+0.106	0:13.862
6	1:14.501	+2.199	11:28.363
7	1:13.085	+0.783	2:41.448
8	1:12.379	+0.077	3:53.827
9	1:13.326	+1.024	5:07.153
10	1:12.302		6:19.455
11	1:12.706	+0.404	7:32.161
<b>(27) Martin Wijetunga (NC)</b>			
1	1:17.074	+4.758	15:19.377
2	1:13.970	+1.654	16:33.347
3	1:13.305	+0.989	17:46.652
4	1:13.039	+0.723	18:59.691
5	1:12.922	+0.606	0:12.613
6	1:12.562	+0.246	11:25.175
7	1:12.316		2:37.491
8	1:13.173	+0.857	3:50.664
9	1:13.768	+1.452	5:04.432
10	1:14.000	+1.684	6:18.432
11	1:16.351	+4.035	7:34.783
<b>(13) Blair Dryburgh (NC)</b>			
1	1:14.709	+2.362	14:55.271
2	1:15.571	+3.224	16:10.842
3	1:12.347		17:23.189
4	1:12.569	+0.222	18:35.758
5	1:12.983	+0.636	19:48.741
6	1:14.533	+2.186	11:03.274
7	1:13.994	+1.647	2:17.268
8	1:14.236	+1.889	3:31.504
9	1:14.627	+2.280	4:46.131

Lap	Lap Tm	Diff	me of Day
<b>(52) Michael Williams (NC)</b>			
1	1:15.292	+2.673	15:06.908
2	1:13.807	+1.188	16:20.715
3	1:13.047	+0.428	17:33.762
4	1:13.501	+0.882	18:47.263
5	1:19.697	+7.078	0:06.960
6	1:12.969	+0.350	11:19.929
7	1:13.389	+0.770	2:33.318
8	1:13.536	+0.917	3:46.854
9	1:12.619		4:59.473
10	1:14.232	+1.613	6:13.705
11	1:12.989	+0.370	7:26.694
<b>(164) Curtis Paterson (NC)</b>			
1	1:15.651	+3.004	15:19.985
2	1:14.341	+1.694	16:34.326
3	1:13.619	+0.972	17:47.945
4	1:12.836	+0.189	19:00.781
5	1:12.647		0:13.428
6	1:12.827	+0.180	11:26.255
7	1:13.273	+0.626	2:39.528
8	1:14.928	+2.281	3:54.456
9	1:15.906	+3.259	5:10.362
10	1:14.017	+1.370	6:24.379
11	1:13.424	+0.777	7:37.803
<b>(333) Ewan Robertson</b>			
1	1:16.508	+3.723	15:03.928
2	1:15.189	+2.404	16:19.117
3	1:14.080	+1.295	17:33.197
4	1:14.358	+1.573	18:47.555
5	1:13.794	+1.009	0:01.349
6	1:12.785		11:14.134
7	1:12.920	+0.135	2:27.054
8	1:16.635	+3.850	3:43.689
9	1:13.646	+0.861	4:57.335
10	1:13.294	+0.509	6:10.629
11	1:13.651	+0.866	7:24.280
<b>(80) Ross Foster (NC)</b>			
1	1:16.233	+3.144	15:14.002
2	1:14.825	+1.736	16:28.827
3	1:13.885	+0.796	17:42.712
4	1:13.782	+0.693	18:56.494
5	1:13.846	+0.757	0:10.340
6	1:13.089		11:23.429
7	1:13.255	+0.166	2:36.684
8	2:09.964	+56.875	4:46.648
9	1:27.917	+14.828	6:14.565
10	1:13.378	+0.289	7:27.943

Results provisional until the conclusion of judicial and technical matters

Orbits

Timekeeper: D.Bradfield

Clerk of Course: Chris Edwards

www.mylaps.com

Live timing available at timing.rhwright.

Licensed to: R.H.Wright Timing

Printed: 24/03/2024 11:47:26



## Kirkistown 500MRCI March Race Meeting

Sorted on best lap time

Scottish Mini Coopers

Kirkistown 500 MRCI 1.512 miles

Qualifying (Q1)

23/03/2024 08:45

Qualifying started at 9:02:13

Pos	No.	Name	Make	Best Tm	Diff	In Lap	Best Speed	2nd Best	In Lap
1	70	Oly Mortimer	1.6 Mini Cooper	<b>1:10.561</b>		9	77.139	1:10.602	5
2	22	Jason Ballantyne	1.6 Mini Cooper	<b>1:10.785</b>	0.224	8	76.895	1:10.912	9
3	25	Chad Little	1.6 Mini Cooper	<b>1:10.919</b>	0.358	12	76.750	1:11.076	7
4	65	Jack Irvine	1.6 Mini Cooper	<b>1:10.980</b>	0.419	4	76.684	1:11.005	9
5	684	Ralph Sturrock (NC)	1.6 Mini Cooper	<b>1:11.477</b>	0.916	12	76.151	1:11.762	8
6	18	Daniel Patterson	1.6 Mini Cooper	<b>1:11.709</b>	1.148	11	75.904	1:11.804	10
7	23	Ian Mumro	1.6 Mini Cooper	<b>1:11.717</b>	1.156	4	75.896	1:11.802	10
8	88	Barry Holmes	1.6 Mini Cooper	<b>1:11.875</b>	1.314	10	75.729	1:11.891	11
9	16	William Smith	1.6 Mini Cooper	<b>1:12.302</b>	1.741	10	75.282	1:12.379	8
10	27	Martin Wijetunga (NC)	1.6 Mini Cooper	<b>1:12.316</b>	1.755	7	75.267	1:12.562	6
11	13	Blair Dryburgh (NC)	1.6 Mini Cooper	<b>1:12.347</b>	1.786	3	75.235	1:12.569	4
12	52	Michael Williams (NC)	1.6 Mini Cooper	<b>1:12.619</b>	2.058	9	74.953	1:12.969	6
13	164	Curtis Paterson (NC)	1.6 Mini Cooper	<b>1:12.647</b>	2.086	5	74.924	1:12.827	6
14	333	Ewan Robertson	1.6 Mini Cooper	<b>1:12.785</b>	2.224	6	74.782	1:12.920	7
15	80	Ross Foster (NC)	1.6 Mini Cooper	<b>1:13.089</b>	2.528	6	74.471	1:13.255	7

Results provisional until the conclusion of judicial and technical matters

Orbits

Timekeeper: D.Bradfield

Clerk of Course: Chris Edwards

Live timing available at [timing.rhwright.co.uk](http://timing.rhwright.co.uk)

[www.mylaps.com](http://www.mylaps.com)

Licensed to: R.H.Wright Timing

Printed: 23/03/2024 09:19:43



**R.H.  
Wright**



**Kirkistown 500MRCI March Race Meeting**

**Scottish Mini Coopers**

**Kirkistown 500 MRCI 1.512 miles**

**Race 1 (R1)**

**23/03/2024 10:30**

**Race (15:00 Time) started at 10:34:07**

Lap	Lap Tm	Diff	me of Day
<b>(22) Jason Ballantyne</b>			
1	1:18.980	+8.069	1:28.414
2	1:11.686	+0.775	1:40.100
3	1:11.396	+0.485	1:51.496
4	1:11.447	+0.536	1:02.943
5	1:10.911		1:13.854
6	1:17.823	+6.912	1:31.677
7	7:26.278	5.367	1:57.955
8	2:07.213	+56.302	1:05.168
9	1:11.868	+0.957	2:17.036
10	1:12.451	+1.540	3:29.487
11	1:12.761	+1.850	4:42.248
12	1:11.410	+0.499	5:53.658

Lap	Lap Tm	Diff	me of Day
<b>(25) Chad Little</b>			
1	1:18.547	+7.528	1:28.660
2	1:12.108	+1.089	1:40.768
3	1:11.070	+0.051	1:51.838
4	1:11.518	+0.499	1:03.356
5	1:11.019		1:14.375
6	1:20.111	+9.092	1:34.486
7	7:25.039	4.020	1:59.525
8	2:05.874	+54.855	1:05.399
9	1:12.055	+1.036	2:17.454
10	1:12.195	+1.176	3:29.649
11	1:13.068	+2.049	4:42.717
12	1:11.317	+0.298	5:54.034

Lap	Lap Tm	Diff	me of Day
<b>(70) Oly Mortimer</b>			
1	1:16.537	+5.252	1:25.793
2	1:11.373	+0.088	1:37.166
3	1:11.298	+0.013	1:48.464
4	1:11.285		1:59.749
5	1:11.344	+0.059	0:11.093
6	1:18.211	+6.926	1:29.304
7	7:27.433	6.148	1:56.737
8	2:07.872	+56.587	1:04.609
9	1:12.441	+1.156	2:17.050
10	1:12.462	+1.177	3:29.512
11	1:13.611	+2.326	4:43.123
12	1:11.384	+0.099	5:54.507

Lap	Lap Tm	Diff	me of Day
<b>(23) Ian Mumro</b>			
1	1:17.331	+6.206	1:29.044
2	1:12.044	+0.919	1:41.088
3	1:11.125		1:52.213
4	1:11.633	+0.508	1:03.846
5	1:11.190	+0.065	1:15.036
6	1:21.613	+10.488	1:36.649
7	7:23.723	2.598	1:00.372
8	2:05.522	+54.397	1:05.894
9	1:11.994	+0.869	2:17.888
10	1:12.074	+0.949	3:29.962
11	1:13.526	+2.401	4:43.488
12	1:11.358	+0.233	5:54.846

Lap	Lap Tm	Diff	me of Day
<b>(684) Ralph Sturrock (NC)</b>			
1	1:18.512	+7.525	1:29.873
2	1:11.683	+0.696	1:41.556
3	1:11.070	+0.083	1:52.626
4	1:12.148	+1.161	1:04.774
5	1:10.937		1:15.761
6	1:22.778	+11.791	1:38.539
7	7:23.353	2.366	1:01.892
8	2:04.914	+53.927	1:06.806
9	1:13.260	+2.273	2:20.066
10	1:11.533	+0.546	3:31.599
11	1:12.093	+1.106	4:43.692
12	1:11.698	+0.711	5:55.390

Lap	Lap Tm	Diff	me of Day
<b>(18) Daniel Patterson</b>			
1	1:18.394	+6.328	1:29.338
2	1:12.480	+0.414	1:41.818

Lap	Lap Tm	Diff	me of Day
3	1:22.820	+10.754	1:04.638
4	1:12.066		1:16.704
5	1:12.883	+0.817	1:29.587
6	1:16.787	+4.721	1:46.374
7	7:18.466	6.400	1:04.840
8	2:03.221	+51.155	1:08.061
9	1:13.582	+1.516	2:21.643
10	1:12.735	+0.669	3:34.378
11	1:12.166	+0.100	4:46.544
12	1:12.494	+0.428	5:59.038

Lap	Lap Tm	Diff	me of Day
<b>(27) Martin Wijetunga (NC)</b>			
1	1:21.662	+9.266	1:34.092
2	1:12.531	+0.135	1:46.623
3	1:12.512	+0.116	1:59.135
4	1:12.396		3:11.531
5	1:15.119	+2.723	1:26.650
6	1:15.059	+2.663	1:41.709
7	7:21.507	19.111	1:03.216
8	2:04.722	+52.326	1:07.938
9	1:13.479	+1.083	2:21.417
10	1:12.579	+0.183	3:33.996
11	1:12.399	+0.003	4:46.395
12	1:12.839	+0.443	5:59.234

Lap	Lap Tm	Diff	me of Day
<b>(333) Ewan Robertson</b>			
1	1:17.472	+4.822	1:30.166
2	1:12.650		1:42.816
3	1:12.753	+0.103	1:55.569
4	1:14.770	+2.120	1:10.339
5	1:14.270	+1.620	1:24.609
6	1:15.806	+3.156	1:40.415
7	7:22.225	19.575	1:02.640
8	2:04.607	+51.957	1:07.247
9	1:14.081	+1.431	2:21.328
10	1:13.405	+0.755	3:34.733
11	1:13.310	+0.660	4:48.043
12	1:12.930	+0.280	5:00.973

Lap	Lap Tm	Diff	me of Day
<b>(88) Barry Holmes</b>			
1	1:23.909	+11.834	1:40.074
2	1:13.923	+1.848	1:53.997
3	1:13.058	+0.983	1:07.055
4	1:12.075		1:19.130
5	1:12.705	+0.630	1:31.835
6	1:18.051	+5.976	1:49.886
7	7:16.925	14.850	1:06.811
8	2:02.333	+50.258	1:09.144
9	1:13.470	+1.395	2:22.614
10	1:12.774	+0.699	3:35.388
11	1:12.828	+0.753	4:48.216
12	1:12.942	+0.867	5:01.158

Lap	Lap Tm	Diff	me of Day
<b>(52) Michael Williams (NC)</b>			
1	1:20.875	+8.021	1:34.112
2	1:13.114	+0.260	1:47.226
3	1:13.634	+0.780	1:00.860
4	1:13.790	+0.936	1:14.650
5	1:14.819	+1.965	1:29.469
6	1:17.473	+4.619	1:46.942
7	7:18.984	16.130	1:05.926
8	2:02.651	+49.797	1:08.577
9	1:13.798	+0.944	2:22.375
10	1:12.854		3:35.229
11	1:13.525	+0.671	4:48.754
12	1:12.957	+0.103	5:01.711

Lap	Lap Tm	Diff	me of Day
<b>(80) Ross Foster (NC)</b>			
1	1:19.847	+6.649	1:33.098
2	1:13.678	+0.480	1:46.776
3	1:13.805	+0.607	1:00.581
4	1:14.107	+0.909	1:14.688
5	1:14.709	+1.511	1:29.397
6	1:21.654	+8.456	1:51.051

Lap	Lap Tm	Diff	me of Day
7	7:16.821	13.623	1:07.872
8	2:02.008	+48.810	1:09.880
9	1:13.646	+0.448	2:23.526
10	1:13.198		3:36.724
11	1:13.691	+0.493	4:50.415
12	1:14.270	+1.072	5:04.685

Lap	Lap Tm	Diff	me of Day
<b>(164) Curtis Paterson (NC)</b>			
1	1:50.550	+37.718	1:03.470
2	1:14.443	+1.611	1:17.913
3	1:13.409	+0.577	1:31.322
4	1:13.804	+0.972	1:45.126
5	1:22.434	+9.602	1:07.560
p6	3:00.313	7.481	1:07.873
7	2:02.906	+50.074	1:10.779
8	1:13.851	+1.019	2:24.630
9	1:12.832		3:37.462
10	1:12.937	+0.105	4:50.399
11	1:14.286	+1.454	5:04.685

Lap	Lap Tm	Diff	me of Day
<b>(65) Jack Irvine</b>			
1	1:18.406	+7.504	1:28.398
2	1:13.511	+2.609	1:41.909
3	1:11.420	+0.518	1:53.329
4	1:10.902		1:04.231

Results provisional until the conclusion of judicial and technical matters

Orbits

Timekeeper: D.Bradfield

Clerk of Course: Chris Edwards

www.mylaps.com

Live timing available at timing.rhwright.

Licensed to: R.H.Wright Timing

Printed: 24/03/2024 11:47:39





## Kirkistown 500MRCI March Race Meeting

Sorted on Laps

Scottish Mini Coopers

Kirkistown 500 MRCI 1.512 miles

Race 1 (R1)

23/03/2024 10:30

Race (15:00 Time) started at 10:34:07

Pos	No.	Name	Make	Laps	Total Tm	Best Tm	Best Speed	In Lap	Avg. Speed
1	22	Jason Ballantyne	1.6 Mini Cooper	12	15:02.450	<b>1:10.911</b>	76.758	5	72.377
2	25	Chad Little	1.6 Mini Cooper	12	15:02.826	<b>1:11.019</b>	76.642	5	72.346
3	70	Oly Mortimer	1.6 Mini Cooper	12	15:03.299	<b>1:11.285</b>	76.356	4	72.309
4	23	Ian Mumro	1.6 Mini Cooper	12	15:03.638	<b>1:11.125</b>	76.528	3	72.281
5	684	Ralph Sturrock (NC)	1.6 Mini Cooper	12	15:04.182	<b>1:10.987</b>	76.676	5	72.238
6	18	Daniel Patterson	1.6 Mini Cooper	12	15:07.830	<b>1:12.066</b>	75.528	4	71.948
7	27	Martin Wijetunga (NC)	1.6 Mini Cooper	12	15:08.026	<b>1:12.396</b>	75.184	4	71.932
8	333	Ewan Robertson	1.6 Mini Cooper	12	15:09.765	<b>1:12.650</b>	74.921	2	71.795
9	88	Barry Holmes	1.6 Mini Cooper	12	15:09.950	<b>1:12.075</b>	75.519	4	71.780
10	52	Michael Williams (NC)	1.6 Mini Cooper	12	15:10.503	<b>1:12.854</b>	74.711	10	71.736
11	80	Ross Foster (NC)	1.6 Mini Cooper	12	15:13.477	<b>1:13.198</b>	74.360	10	71.503
12	164	Curtis Paterson (NC)	1.6 Mini Cooper	11	15:13.477	<b>1:12.832</b>	74.734	9	65.544
<b>Not classified</b>									
DNF	65	Jack Irvine	1.6 Mini Cooper	4	4:56.933	<b>1:10.902</b>	76.768	4	73.323
DNF	16	William Smith	1.6 Mini Cooper		4.805		-	0	-
DNS	13	Blair Dryburgh (NC)	1.6 Mini Cooper				-	0	-

### Announcements

New Track Record (1:10.902) for Scottish Mini Cooper by Jack Irvine.

Margin of Victory	Avg. Speed	Best Lap Tm	Best Speed	Best Lap by
0.376	72.377	1:10.911	76.758	22 - Jason Ballantyne

Results provisional until the conclusion of judicial and technical matters

Orbits

Timekeeper: D.Bradfield

Clerk of Course: Chris Edwards

Live timing available at [timing.rhwright.co.uk](http://timing.rhwright.co.uk)

[www.mylaps.com](http://www.mylaps.com)

Licensed to: R.H.Wright Timing

Printed: 23/03/2024 11:07:06



**R.H.Wright**  
**Timing**



**Kirkistown 500MRCI March Race Meeting**

Scottish Mini Coopers

Kirkistown 500 MRCI 1.512 miles

Race 1 (R1)


23/03/2024 10:30

Race (15:00 Time)

8	80
	15
7	164
	13
6	13
	11
5	16
	9
4	23
	7
3	684
	5
2	25
	3
1	70
	1

333
14
52
12
27
10
88
8
18
6
65
4
22
2

POLE POSITION



Results provisional until the conclusion of judicial and technical matters

Orbits

Timekeeper: D.Bradfield

Clerk of Course: Chris Edwards

Live timing available at [timing.rhwright.co.uk](http://timing.rhwright.co.uk)

[www.mylaps.com](http://www.mylaps.com)

Printed: 23/03/2024 09:22:02

Licensed to: R.H.Wright Timing



**R.H.  
Wright**



**Kirkistown 500MRCI March Race Meeting**

**Scottish Mini Coopers**

**Kirkistown 500 MRCI 1.512 miles**

**Race 2 (R6)**

**23/03/2024 13:40**

**Race (15:00 Time) started at 13:37:17**

Lap	Lap Tm	Diff	me of Day
<b>(70) Oly Mortimer</b>			
1	1:17.648	+6.520	3:37.472
2	1:12.332	+1.204	3:49.804
3	1:12.269	+1.141	1:02.073
4	1:12.812	+1.684	1:14.885
5	1:12.456	+1.328	1:27.341
6	1:11.354	+0.226	1:38.695
7	1:11.427	+0.299	1:50.122
8	1:11.880	+0.752	1:02.002
9	1:12.196	+1.068	1:14.198
10	1:11.128		1:25.326
11	1:12.084	+0.956	1:37.410
12	1:12.752	+1.624	1:50.162
13	1:12.482	+1.354	1:02.644

<b>(22) Jason Ballantyne</b>			
1	1:19.241	+8.129	3:38.560
2	1:12.446	+1.334	3:51.006
3	1:12.441	+1.329	1:03.447
4	1:11.775	+0.663	1:15.222
5	1:12.491	+1.379	1:27.713
6	1:11.356	+0.244	1:39.069
7	1:11.249	+0.137	1:50.318
8	1:11.786	+0.674	1:02.104
9	1:12.795	+1.683	1:14.899
10	1:11.112		1:26.011
11	1:11.688	+0.576	1:37.699
12	1:12.462	+1.350	1:50.161
13	1:13.814	+2.702	1:03.975

<b>(25) Chad Little</b>			
1	1:17.854	+6.544	3:37.209
2	1:12.218	+0.908	3:49.427
3	1:12.410	+1.100	1:01.837
4	1:13.052	+1.742	1:14.889
5	1:13.064	+1.754	1:27.953
6	1:11.750	+0.440	1:39.703
7	1:11.430	+0.120	1:51.133
8	1:11.476	+0.166	1:02.609
9	1:12.545	+1.235	1:15.154
10	1:11.310		1:26.464
11	1:11.949	+0.639	1:38.413
12	1:12.184	+0.874	1:50.597
13	1:13.427	+2.117	1:04.024

<b>(65) Jack Irvine</b>			
1	1:16.583	+4.794	3:38.749
2	1:11.819	+0.030	3:50.568
3	1:13.479	+1.690	1:04.047
4	1:12.094	+0.305	1:16.141
5	1:12.038	+0.249	1:28.179
6	1:12.504	+0.715	1:40.683
7	1:11.789		1:52.472
8	1:11.880	+0.091	1:04.352
9	1:12.421	+0.632	1:16.773
10	1:11.925	+0.136	1:28.698
11	1:12.350	+0.561	1:41.048
12	1:12.145	+0.356	1:53.193
13	1:12.375	+0.586	1:05.568

<b>(23) Ian Mumro</b>			
1	1:17.762	+5.990	3:37.797
2	1:12.162	+0.380	3:49.949
3	1:12.282	+0.510	1:02.231
4	1:13.082	+1.310	1:15.313
5	1:12.713	+0.941	1:28.026
6	1:12.901	+1.129	1:40.927
7	1:11.887	+0.115	1:52.814
8	1:11.869	+0.097	1:04.683
9	1:12.370	+0.598	1:17.053
10	1:11.902	+0.130	1:28.955
11	1:12.835	+1.063	1:41.790
12	1:11.772		1:53.562

<b>(18) Daniel Patterson</b>			
1	1:17.389	+5.801	3:38.032
2	1:12.159	+0.571	3:50.191
3	1:14.284	+2.696	1:04.475
4	1:13.020	+1.432	1:17.495
5	1:11.645	+0.057	1:29.140
6	1:12.532	+0.944	1:41.672
7	1:11.996	+0.408	1:53.668
8	1:11.897	+0.309	1:05.565
9	1:11.991	+0.403	1:17.556
10	1:11.588		1:29.144
11	1:12.800	+1.212	1:41.944
12	1:12.008	+0.420	1:53.952
13	1:12.348	+0.760	1:06.300

<b>(27) Martin Wijetunga (NC)</b>			
1	1:18.518	+6.569	3:39.999
2	1:11.949		3:51.948
3	1:12.420	+0.471	1:04.368
4	1:12.027	+0.078	1:16.395
5	1:12.343	+0.394	1:28.738
6	1:12.955	+1.006	1:41.693
7	1:13.343	+1.394	1:55.036
8	1:13.015	+1.066	1:08.051
9	1:12.851	+0.902	1:20.902
10	1:12.360	+0.411	1:33.262
11	1:12.421	+0.472	1:45.683
12	1:12.674	+0.725	1:58.357
13	1:12.880	+0.931	1:11.237

<b>(88) Barry Holmes</b>			
1	1:20.132	+8.086	3:41.897
2	1:12.371	+0.325	3:54.268
3	1:12.266	+0.220	1:06.534
4	1:12.336	+0.290	1:18.870
5	1:12.141	+0.095	1:31.011
6	1:12.046		1:43.057
7	1:12.506	+0.460	1:55.563
8	1:13.300	+1.254	1:08.863
9	1:12.908	+0.862	1:21.771
10	1:12.295	+0.249	1:34.066
11	1:12.279	+0.233	1:46.345
12	1:12.386	+0.340	1:58.731
13	1:12.598	+0.552	1:11.329

<b>(333) Ewan Robertson</b>			
1	1:22.303	+10.249	3:43.492
2	1:12.054		3:55.546
3	1:13.166	+1.112	1:08.712
4	1:13.168	+1.114	1:21.880
5	1:13.138	+1.084	1:35.018
6	1:13.842	+1.788	1:48.860
7	1:14.309	+2.255	1:03.169
8	1:14.441	+2.387	1:17.610
9	1:14.123	+2.069	1:31.733
10	1:14.153	+2.099	1:45.866
11	1:13.592	+1.538	1:59.478
12	1:13.196	+1.142	1:12.674
13	1:13.288	+1.234	1:25.962

<b>(80) Ross Foster (NC)</b>			
1	1:20.543	+7.857	3:43.134
2	1:13.202	+0.516	3:56.336
3	1:14.074	+1.388	1:10.410
4	1:13.653	+0.967	1:24.063
5	1:13.480	+0.794	1:37.543
6	1:12.686		1:50.229
7	1:14.123	+1.437	1:04.352
8	1:13.623	+0.937	1:17.975
9	1:14.113	+1.427	1:32.088
10	1:14.940	+2.254	1:47.028
11	1:14.640	+1.954	1:01.668

<b>(13) Blair Dryburgh (NC)</b>			
1	1:20.526	+8.306	3:43.960
2	1:12.657	+0.437	3:56.617
3	1:12.449	+0.229	1:09.066
4	1:12.803	+0.583	1:21.869
5	1:12.877	+0.657	1:34.746
6	1:13.250	+1.030	1:47.996
7	1:16.329	+4.109	1:04.325
8	1:13.372	+1.152	1:17.697
9	1:13.835	+1.615	1:31.532
10	1:14.559	+2.339	1:46.091
11	1:17.553	+5.333	1:03.644
12	1:13.213	+0.993	1:16.857
13	1:12.220		1:29.077

<b>(164) Curtis Paterson (NC)</b>			
1	1:21.778	+8.759	3:44.295
2	1:13.973	+0.954	3:58.268
3	1:13.619	+0.600	1:11.887
4	1:13.344	+0.325	1:25.231
5	1:14.090	+1.071	1:39.321
6	1:13.628	+0.609	1:52.949
7	1:13.462	+0.443	1:06.411
8	1:13.087	+0.068	1:19.498
9	1:13.817	+0.798	1:33.315
10	1:14.016	+0.997	1:47.331
11	1:15.995	+2.976	1:03.326
12	1:14.087	+1.068	1:17.413
13	1:13.019		1:30.432

<b>(16) William Smith</b>			
1	1:21.365	+8.527	3:44.216
2	1:12.862	+0.024	3:57.078
3	1:13.134	+0.296	1:10.212
4	1:12.838		1:23.050
5	1:13.653	+0.815	1:36.703
6	1:12.910	+0.072	1:49.613
7	1:15.301	+2.463	1:04.914
8	1:13.749	+0.911	1:18.663
9	1:14.862	+2.024	1:33.525
10	1:14.210	+1.372	1:47.735
11	1:14.663	+1.825	1:02.398
12	1:13.144	+0.306	1:15.542
13	1:17.088	+4.250	1:32.630

<b>(52) Michael Williams (NC)</b>			
1	1:20.417	+7.642	3:42.577
2	1:12.787	+0.012	3:55.364
3	1:12.775		1:08.139
4	1:13.392	+0.617	1:21.531
5	1:13.258	+0.483	1:34.789
6	1:13.535	+0.760	1:48.324
7	1:15.137	+2.362	1:03.461
8	1:14.713	+1.938	1:18.174
9	1:14.327	+1.552	1:32.501
10	1:13.931	+1.156	1:46.432
11	1:27.194	+14.419	1:13.626
12	1:14.268	+1.493	1:27.894
13	1:14.792	+2.017	1:42.686

<b>(684) Ralph Sturrock (NC)</b>			
1	1:19.202	+7.593	3:39.871
2	1:11.609		3:51.480
3	1:12.303	+0.694	1:03.783
4	1:13.950	+2.341	1:17.733
5	1:11.647	+0.038	1:29.380
6	1:12.452	+0.843	1:41.832
7	1:13.201	+1.592	1:55.033
8	1:12.298	+0.689	1:07.331
9	1:16.715	+5.106	1:24.046
10	1:13.268	+1.659	1:37.314

Results provisional until the conclusion of judicial and technical matters

Orbits

Timekeeper: D.Bradfield

Clerk of Course: Chris Edwards

Live timing available at [timing.rhwright.com](http://timing.rhwright.com)

[www.mylaps.com](http://www.mylaps.com)

Licensed to: R.H.Wright Timing

Printed: 24/03/2024 11:47:52



## Kirkistown 500MRCI March Race Meeting

Sorted on Laps

Scottish Mini Coopers

Kirkistown 500 MRCI 1.512 miles

Race 2 (R6)

23/03/2024 13:40

Race (15:00 Time) started at 13:37:17

Pos	No.	Name	Make	Laps	Total Tm	Best Tm	Best Speed	In Lap	Avg. Speed
1	70	Oly Mortimer	1.6 Mini Cooper	13	15:45.505	1:11.128	76.524	10	74.838
2	22	Jason Ballantyne	1.6 Mini Cooper	13	15:46.836	1:11.112	76.542	10	74.732
3	25	Chad Little	1.6 Mini Cooper	13	15:46.885	1:11.310	76.329	10	74.728
4	65	Jack Irvine	1.6 Mini Cooper	13	15:48.429	1:11.789	75.820	7	74.607
5	23	Ian Mumro	1.6 Mini Cooper	13	15:48.674	1:11.772	75.838	12	74.588
6	18	Daniel Patterson	1.6 Mini Cooper	13	15:49.161	1:11.588	76.033	10	74.549
7	27	Martin Wijetunga (NC)	1.6 Mini Cooper	13	15:54.098	1:11.949	75.651	2	74.164
8	88	Barry Holmes	1.6 Mini Cooper	13	15:54.190	1:12.046	75.549	6	74.156
9	333	Ewan Robertson	1.6 Mini Cooper	13	16:08.823	1:12.054	75.541	2	73.036
10	80	Ross Foster (NC)	1.6 Mini Cooper	13	16:10.927	1:12.686	74.884	6	72.878
11	13	Blair Dryburgh (NC)	1.6 Mini Cooper	13	16:11.938	1:12.220	75.367	13	72.802
12	164	Curtis Paterson (NC)	1.6 Mini Cooper	13	16:13.293	1:13.019	74.543	13	72.701
13	16	William Smith	1.6 Mini Cooper	13	16:15.491	1:12.838	74.728	4	72.537
14	52	Michael Williams (NC)	1.6 Mini Cooper	13	16:25.547	1:12.775	74.792	3	71.797
Not classified									
DNF	684	Ralph Sturrock (NC)	1.6 Mini Cooper	10	12:20.175	1:11.609	76.010	2	73.537

Margin of Victory	Avg. Speed	Best Lap Tm	Best Speed	Best Lap by
1.331	74.838	1:11.112	76.542	22 - Jason Ballantyne

Results provisional until the conclusion of judicial and technical matters

Orbits

Timekeeper: D.Bradfield

Clerk of Course: Chris Edwards

Live timing available at [timing.rhwright.co.uk](http://timing.rhwright.co.uk)

[www.mylaps.com](http://www.mylaps.com)

Licensed to: R.H.Wright Timing

Printed: 23/03/2024 13:53:59





**R.H.Wright**  
**Timing**



**Kirkistown 500MRCI March Race Meeting**

Scottish Mini Coopers

Kirkistown 500 MRCI 1.512 miles

Race 2 (R6)

23/03/2024 13:40

Race (15:00 Time)

8	13
	15
7	65
	13
6	80
	11
5	88
	9
4	27
	7
3	684
	5
2	70
	3
1	22
	1

16
14
164
12
52
10
333
8
18
6
23
4
25
2

POLE POSITION



Results provisional until the conclusion of judicial and technical matters

Orbits

Timekeeper: D.Bradfield

Clerk of Course: Chris Edwards

Live timing available at [timing.rhwright.co.uk](http://timing.rhwright.co.uk)

[www.mylaps.com](http://www.mylaps.com)

Printed: 23/03/2024 11:28:12

Licensed to: R.H.Wright Timing



**R.H.**  
**Wright**



**Kirkistown 500MRCI March Race Meeting**

**Scottish Mini Coopers**

**Kirkistown 500 MRCI 1.512 miles**

**Race 3 (R9)**

**23/03/2024 15:40**

**Race (15:00 Time) started at 15:37:47**

Lap	Lap Tm	Diff	me of Day
-----	--------	------	-----------

(18) Daniel Patterson

1	1:20.585	+8.774	1:10.583
2	1:14.610	+2.799	1:25.193
3	1:14.223	+2.412	1:39.416
4	1:13.564	+1.753	1:52.980
5	1:13.096	+1.285	1:06.076
6	1:12.853	+1.042	1:18.929
7	1:12.429	+0.618	1:31.358
8	1:12.456	+0.645	1:43.814
9	1:12.331	+0.520	1:56.145
10	1:12.761	+0.950	1:08.906
11	1:11.811		1:20.717
12	1:11.953	+0.142	1:32.670
13	1:12.689	+0.878	1:45.359

(65) Jack Irvine

1	1:22.561	+10.716	1:13.355
2	1:15.736	+3.891	1:29.091
3	1:13.684	+1.839	1:42.775
4	1:12.893	+1.048	1:55.668
5	1:13.341	+1.496	1:09.009
6	1:13.359	+1.514	1:22.368
7	1:13.683	+1.838	1:36.051
8	1:13.024	+1.179	1:49.075
9	1:12.553	+0.708	1:01.628
10	1:12.249	+0.404	1:13.877
11	1:11.845		1:25.722
12	1:12.149	+0.304	1:37.871
13	1:12.345	+0.500	1:50.216

(23) Ian Mumro

1	1:21.584	+9.810	1:11.671
2	1:14.902	+3.128	1:26.573
3	1:14.807	+3.033	1:41.380
4	1:13.524	+1.750	1:54.904
5	1:13.729	+1.955	1:08.633
6	1:13.498	+1.724	1:22.131
7	1:13.501	+1.727	1:35.632
8	1:13.462	+1.688	1:49.094
9	1:13.082	+1.308	1:02.176
10	1:12.288	+0.514	1:14.464
11	1:11.774		1:26.238
12	1:11.931	+0.157	1:38.169
13	1:12.362	+0.588	1:50.531

(22) Jason Ballantyne

1	1:21.431	+9.918	1:12.872
2	1:16.869	+5.356	1:29.741
3	1:13.599	+2.086	1:43.340
4	1:12.880	+1.367	1:56.220
5	1:13.773	+2.260	1:09.993
6	1:13.108	+1.595	1:23.101
7	1:13.844	+2.331	1:36.945
8	1:13.105	+1.592	1:50.050
9	1:12.719	+1.206	1:02.769
10	1:12.610	+1.097	1:15.379
11	1:11.513		1:26.892
12	1:12.747	+1.234	1:39.639
13	1:12.010	+0.497	1:51.649

(70) Oly Mortimer

1	1:21.023	+9.052	1:11.905
2	1:15.006	+3.035	1:26.911
3	1:14.455	+2.484	1:41.366
4	1:13.887	+1.916	1:55.253
5	1:14.412	+2.441	1:09.665
6	1:12.988	+1.017	1:22.653
7	1:13.610	+1.639	1:36.263
8	1:14.206	+2.235	1:50.469
9	1:12.256	+0.285	1:02.725
10	1:13.459	+1.488	1:16.184
11	1:12.149	+0.178	1:28.333
12	1:12.164	+0.193	1:40.497

Lap	Lap Tm	Diff	me of Day
-----	--------	------	-----------

(80) Ross Foster (NC)

1	1:23.234	+9.476	1:15.158
2	1:17.668	+3.910	1:32.826
3	1:16.951	+3.193	1:49.777
4	1:16.132	+2.374	1:05.909
5	1:15.501	+1.743	1:21.410
6	1:14.686	+0.928	1:36.096
7	1:14.893	+1.135	1:50.989
8	1:14.511	+0.753	1:05.500
9	1:14.079	+0.321	1:19.579
10	1:14.096	+0.338	1:33.675
11	1:13.872	+0.114	1:47.547
12	1:13.768		1:01.305
13	1:15.140	+1.382	1:16.445

(27) Martin Wijetunga (NC)

1	1:23.313	+9.973	1:12.673
2	1:20.169	+6.829	1:32.842
3	1:16.487	+3.147	1:49.329
4	1:16.101	+2.761	1:05.430
5	1:16.151	+2.811	1:21.581
6	1:14.733	+1.393	1:36.314
7	1:14.628	+1.288	1:50.942
8	1:15.370	+2.030	1:06.312
9	1:14.082	+0.742	1:20.394
10	1:13.967	+0.627	1:34.361
11	1:14.190	+0.850	1:48.551
12	1:13.340		1:01.891
13	1:14.892	+1.552	1:16.783

(333) Ewan Robertson

1	1:25.009	+11.964	1:17.146
2	1:17.937	+4.892	1:35.083
3	1:17.846	+4.801	1:52.929
4	1:17.052	+4.007	1:09.981
5	1:16.175	+3.130	1:26.156
6	1:14.222	+1.177	1:40.378
7	1:14.785	+1.740	1:55.163
8	1:13.045		1:08.208
9	1:13.516	+0.471	1:21.724
10	1:13.927	+0.882	1:35.651
11	1:13.838	+0.793	1:49.489
12	1:13.506	+0.461	1:02.995
13	1:14.105	+1.060	1:17.100

(88) Barry Holmes

1	1:26.211	+12.455	1:15.764
2	1:18.508	+4.752	1:34.272
3	1:17.785	+4.029	1:52.057
4	1:16.242	+2.486	1:08.299
5	1:15.301	+1.545	1:23.600
6	1:14.459	+0.703	1:38.059
7	1:13.907	+0.151	1:51.966
8	1:14.842	+1.086	1:06.808
9	1:14.065	+0.309	1:20.873
10	1:14.091	+0.335	1:34.964
11	1:13.756		1:48.720
12	1:14.466	+0.710	1:03.186
13	1:14.058	+0.302	1:17.244

(684) Ralph Sturrock (NC)

1	1:23.685	+9.718	1:16.988
2	1:16.963	+2.996	1:33.951
3	1:17.923	+3.956	1:51.874
4	1:17.228	+3.261	1:09.102
5	1:15.305	+1.338	1:24.407
6	1:14.462	+0.495	1:38.869
7	1:14.701	+0.734	1:53.570
8	1:13.967		1:07.537
9	1:14.878	+0.911	1:22.415
10	1:14.640	+0.673	1:37.055
11	1:16.800	+2.833	1:53.855

Lap	Lap Tm	Diff	me of Day
-----	--------	------	-----------

(16) William Smith

1	1:25.913	+11.882	1:19.007
2	1:19.186	+5.155	1:38.193
3	1:16.273	+2.242	1:54.466
4	1:16.018	+1.987	1:10.484
5	1:16.136	+2.105	1:26.620
6	1:16.054	+2.023	1:42.674
7	1:20.732	+6.701	1:03.406
8	1:14.767	+0.736	1:18.173
9	1:14.516	+0.485	1:32.689
10	1:14.165	+0.134	1:46.854
11	1:16.656	+2.625	1:03.510
12	1:14.031		1:17.541
13	1:14.270	+0.239	1:31.811

(164) Curtis Paterson (NC)

1	1:25.857	+12.010	1:18.702
2	1:19.299	+5.452	1:38.001
3	1:16.911	+3.064	1:54.912
4	1:16.141	+2.294	1:11.053
5	1:16.043	+2.196	1:27.096
6	1:16.258	+2.411	1:43.354
7	1:15.060	+1.213	1:58.414
8	1:15.106	+1.259	1:13.520
9	1:27.134	+13.287	1:40.654
10	1:14.999	+1.152	1:55.653
11	1:14.646	+0.799	1:10.299
12	1:13.847		1:24.146
13	1:13.984	+0.137	1:38.130

(52) Michael Williams (NC)

1	1:25.034	+11.151	1:18.214
p2	2:34.327	20.444	1:52.541
3	1:24.612	+10.729	1:17.153
4	1:16.812	+2.929	1:33.965
5	1:15.866	+1.983	1:49.831
6	1:15.093	+1.210	1:04.924
7	1:14.565	+0.682	1:19.489
8	1:14.509	+0.626	1:33.998
9	1:14.733	+0.850	1:48.731
10	1:16.353	+2.470	1:05.084
11	1:14.064	+0.181	1:19.148
12	1:13.883		1:33.031

(25) Chad Little

1	1:21.607	+7.283	1:12.346
2	1:21.249	+6.905	1:33.595
3	1:19.084	+4.740	1:52.679
4	1:17.195	+2.851	1:09.874
5	1:16.530	+2.186	1:26.404
6	1:15.627	+1.283	1:42.031
7	1:14.654	+0.310	1:56.685
8	1:14.344		1:11.029
9	1:15.007	+0.663	1:26.036
10	1:15.410	+1.066	1:41.446

Results provisional until the conclusion of judicial and technical matters

Orbits

Timekeeper: D.Bradfield

Clerk of Course: Chris Edwards

www.mylaps.com

Live timing available at timing.rhwright.

Licensed to: R.H.Wright Timing

Printed: 24/03/2024 11:48:05



## Kirkistown 500MRCI March Race Meeting

Sorted on Laps

Scottish Mini Coopers

Kirkistown 500 MRCI 1.512 miles

Race 3 (R9)

23/03/2024 15:40

Race (15:00 Time) started at 15:37:47

Pos	No.	Name	Make	Laps	Total Tm	Best Tm	Best Speed	In Lap	Avg. Speed
1	18	Daniel Patterson	1.6 Mini Cooper	13	15:58.299	1:11.811	75.796	11	73.838
2	65	Jack Irvine	1.6 Mini Cooper	13	16:03.156	1:11.845	75.761	11	73.466
3	23	Ian Mumro	1.6 Mini Cooper	13	16:03.471	1:11.774	75.836	11	73.442
4	22	Jason Ballantyne	1.6 Mini Cooper	13	16:04.589	1:11.513	76.112	11	73.357
5	70	Oly Mortimer	1.6 Mini Cooper	13	16:05.408	1:11.971	75.628	13	73.295
6	80	Ross Foster (NC)	1.6 Mini Cooper	13	16:29.385	1:13.758	73.796	12	71.518
7	27	Martin Wijetunga (NC)	1.6 Mini Cooper	13	16:29.723	1:13.340	74.216	12	71.494
8	333	Ewan Robertson	1.6 Mini Cooper	13	16:30.040	1:13.045	74.516	8	71.471
9	88	Barry Holmes	1.6 Mini Cooper	13	16:30.184	1:13.756	73.798	11	71.461
10	684	Ralph Sturrock (NC)	1.6 Mini Cooper	13	16:44.702	1:13.967	73.587	8	70.428
11	16	William Smith	1.6 Mini Cooper	13	16:44.751	1:14.031	73.524	12	70.425
12	164	Curtis Paterson (NC)	1.6 Mini Cooper	13	16:51.070	1:13.847	73.707	12	69.985
13	52	Michael Williams (NC)	1.6 Mini Cooper	12	16:45.971	1:13.883	73.671	12	64.929
<b>Not classified</b>									
DNF	25	Chad Little	1.6 Mini Cooper	10	12:54.386	1:14.344	73.214	8	70.288
DNS	13	Blair Dryburgh (NC)	1.6 Mini Cooper				-	0	-

Margin of Victory	Avg. Speed	Best Lap Tm	Best Speed	Best Lap by
4.857	73.838	1:11.513	76.112	22 - Jason Ballantyne

Results provisional until the conclusion of judicial and technical matters

Orbits

Timekeeper: D.Bradfield

Clerk of Course: Chris Edwards

Live timing available at [timing.rhwright.co.uk](http://timing.rhwright.co.uk)

[www.mylaps.com](http://www.mylaps.com)

Licensed to: R.H.Wright Timing

Printed: 23/03/2024 15:54:59



## Kirkistown 500MRCI March Race Meeting

Scottish Mini Coopers

Kirkistown 500 MRCI 1.512 miles


Race 3 (R9)

23/03/2024 15:40

Race (15:00 Time)

8	684	
	15	
7	16	52
	13	
6	13	164
	11	
5	333	80
	9	
4	22	70
	7	
3	65	25
	5	
2	18	23
	3	
1	88	27
	1	2

POLE POSITION



Results provisional until the conclusion of judicial and technical matters

Orbits

Timekeeper: D.Bradfield

Clerk of Course: Chris Edwards

Live timing available at [timing.rhwright.co.uk](http://timing.rhwright.co.uk)

[www.mylaps.com](http://www.mylaps.com)

Licensed to: R.H.Wright Timing

Printed: 23/03/2024 14:21:58