



**R.H.
Wright**



500MRCI Spring Race Meeting

Formula Ford 1600

Kirkistown 500 MRCI 1.512 miles

Qualifying (Q2)

27/04/2024 09:05

Qualifying started at 9:16:16

Lap	Lap Tm	Diff	me of Day
(26) Jason Smyth			
1	1:01.273	+0.667	8:31.446
2	1:02.607	+2.001	9:34.053
3	1:01.673	+1.067	10:35.726
4	1:02.248	+1.642	11:37.974
5	1:00.701	+0.095	12:38.675
6	1:02.344	+1.738	13:41.019
7	1:00.606		14:41.625
8	1:01.927	+1.321	15:43.552
9	1:00.815	+0.209	16:44.367
(99) Jordan Kelly			
1	1:02.751	+2.000	8:31.961
2	1:01.423	+0.672	9:33.384
3	1:02.825	+2.074	10:36.209
4	1:01.079	+0.328	11:37.288
5	1:01.825	+1.074	12:39.113
6	1:01.215	+0.464	13:40.328
7	1:01.827	+1.076	14:42.155
8	1:00.751		15:42.906
9	1:01.945	+1.194	16:44.851
(55) Ronan Doherty			
1	1:02.984	+1.855	8:33.765
2	1:01.930	+0.801	9:35.695
3	1:02.068	+0.939	10:37.763
4	1:01.372	+0.243	11:39.135
5	1:01.129		12:40.264
6	1:01.999	+0.870	13:42.263
7	1:01.197	+0.068	14:43.460
8	1:01.252	+0.123	15:44.712
9	1:01.481	+0.352	16:46.193
(28) David McCullough			
1	1:02.031	+0.875	8:38.997
2	1:01.762	+0.606	9:40.759
3	1:16.182	+15.026	10:56.941
4	1:02.581	+1.425	11:59.522
5	1:01.588	+0.432	13:01.110
6	1:02.789	+1.633	14:03.899
7	1:03.753	+2.597	15:07.652
8	1:01.476	+0.320	16:09.128
9	1:01.156		17:10.284
(27) Stephen O'Connor			
1	1:03.263	+1.324	8:35.478
2	1:02.385	+0.446	9:37.863
3	1:02.231	+0.292	10:40.094
4	1:02.018	+0.079	11:42.112
5	1:01.961	+0.022	12:44.073
6	1:02.195	+0.256	13:46.268
7	1:02.209	+0.270	14:48.477
8	1:02.187	+0.248	15:50.664
9	1:01.939		16:52.603
(57) Ian Campbell			
1	1:03.108	+1.141	8:38.124
2	1:02.436	+0.469	9:40.560
3	1:03.069	+1.102	10:43.629
4	1:03.027	+1.060	11:46.656
5	1:02.122	+0.155	12:48.778
6	1:02.045	+0.078	13:50.823
7	1:01.967		14:52.790
8	1:05.128	+3.161	15:57.918
9	1:01.994	+0.027	16:59.912
(8) Philip Harris			
1	1:04.183	+1.237	18:43.711
2	1:03.873	+0.927	9:47.584
3	1:03.219	+0.273	10:50.803
4	1:03.443	+0.497	11:54.246
5	1:02.946		12:57.192
6	1:03.179	+0.233	14:00.371

Lap	Lap Tm	Diff	me of Day
7	1:03.242	+0.296	15:03.613
8	1:03.026	+0.080	16:06.639
9	1:03.196	+0.250	17:09.835
(89) Ethan Campbell			
1	1:05.585	+1.719	8:43.268
2	1:04.666	+0.800	9:47.934
3	1:03.866		10:51.800
4	1:10.731	+6.865	12:02.531
5	1:11.351	+7.485	13:13.882
6	1:04.174	+0.308	14:18.056
7	1:04.638	+0.772	15:22.694
8	1:05.907	+2.041	16:28.601
(23) David Nicholl			
1	1:06.022	+2.082	8:53.694
2	1:04.696	+0.756	9:58.390
3	1:05.117	+1.177	11:03.507
4	1:03.940		12:07.447
5	1:04.060	+0.120	13:11.507
6	1:04.491	+0.551	14:15.998
7	1:07.124	+3.184	15:23.122
8	1:06.093	+2.153	16:29.215
(90) Henry Campbell			
1	1:07.425	+3.045	8:37.779
2	1:06.986	+2.606	9:44.765
3	1:05.612	+1.232	10:50.377
4	1:05.203	+0.823	11:55.580
5	1:04.390	+0.010	12:59.970
6	1:04.545	+0.165	14:04.515
7	1:04.380		15:08.895
8	1:04.554	+0.174	16:13.449
9	1:04.447	+0.067	17:17.896

Lap	Lap Tm	Diff	me of Day
-----	--------	------	-----------

Results provisional until the conclusion of judicial and technical matters

Orbits

Timekeeper: D.Bradfield

Clerk of Course: Chris Edwards

www.mylaps.com

Live timing available at timing.rhwright.

Licensed to: R.H.Wright Timing

Printed: 27/04/2024 16:59:58



500MRCI Spring Race Meeting

Sorted on best lap time

Formula Ford 1600

Kirkistown 500 MRCI 1.512 miles

Qualifying (Q2)

27/04/2024 09:05

Qualifying started at 9:16:16

Pos	No.	Name	Make	Best Tm	Diff	In Lap	Best Speed	2nd Best	In Lap
1	26	Jason Smyth	Van Diemen RF00	1:00.606		7	89.810	1:00.701	5
2	99	Jordan Kelly	Van Diemen RF08	1:00.751	0.145	8	89.596	1:01.079	4
3	55	Ronan Doherty	Van Diemen RF01	1:01.129	0.523	5	89.042	1:01.197	7
4	28	David McCullough	Van Diemen RF00	1:01.156	0.550	9	89.002	1:01.476	8
5	27	Stephen O'Connor	Van Diemen RF90	1:01.939	1.333	9	87.877	1:01.961	5
6	57	Ian Campbell	Ray GR08	1:01.967	1.361	7	87.837	1:01.994	9
7	8	Philip Harris	Mondiale M89T	1:02.946	2.340	5	86.471	1:03.026	8
8	89	Ethan Campbell	Mondiale M89S	1:03.866	3.260	3	85.226	1:04.174	6
9	23	David Nicholl	Reynard FF89	1:03.940	3.334	4	85.127	1:04.060	5
10	90	Henry Campbell	Reynard FF89	1:04.380	3.774	7	84.545	1:04.390	5

Results provisional until the conclusion of judicial and technical matters

Orbits

Timekeeper: D.Bradfield

Clerk of Course: Chris Edwards

Live timing available at timing.rhwright.co.uk

www.mylaps.com

Licensed to: R.H.Wright Timing

Printed: 27/04/2024 09:45:43



**R.H.
Wright**



500MRCI Spring Race Meeting

Formula Ford 1600

Kirkistown 500 MRCI 1.512 miles

Race 1 (R2)

27/04/2024 11:40

Race started at 11:12:07

Lap	Lap Tm	Diff	me of Day
(26) Jason Smyth			
1	1:06.616	+5.455	7:44.165
2	1:02.121	+0.960	3:46.286
3	1:01.161		3:47.447
4	1:01.628	+0.467	3:49.075
5	1:01.485	+0.324	1:50.560
6	1:01.471	+0.310	2:52.031
7	1:01.354	+0.193	3:53.385
8	1:01.677	+0.516	4:55.062
9	1:01.531	+0.370	5:56.593
10	1:01.272	+0.111	6:57.865
(99) Jordan Kelly			
1	1:06.393	+5.013	7:43.941
2	1:01.809	+0.429	3:45.750
3	1:01.588	+0.208	3:47.338
4	1:01.618	+0.238	3:48.956
5	1:01.397	+0.017	1:50.353
6	1:01.380		2:51.733
7	1:01.601	+0.221	3:53.334
8	1:01.865	+0.485	4:55.199
9	1:01.928	+0.548	5:57.127
10	1:01.433	+0.053	6:58.560
(28) David McCullough			
1	1:05.971	+4.662	7:44.127
2	1:02.317	+1.008	3:46.444
3	1:01.872	+0.563	3:48.316
4	1:01.343	+0.034	3:49.659
5	1:01.472	+0.163	1:51.131
6	1:01.438	+0.129	2:52.569
7	1:01.309		3:53.878
8	1:01.586	+0.277	4:55.464
9	1:01.902	+0.593	5:57.366
10	1:01.635	+0.326	6:59.001
(27) Stephen O'Connor			
1	1:06.039	+4.323	7:44.928
2	1:02.267	+0.551	3:47.195
3	1:01.944	+0.228	3:49.139
4	1:01.716		3:50.855
5	1:01.793	+0.077	1:52.648
6	1:02.052	+0.336	2:54.700
7	1:02.183	+0.467	3:56.883
8	1:02.273	+0.557	4:59.156
9	1:02.240	+0.524	6:01.396
10	1:02.109	+0.393	7:03.505
(57) Ian Campbell			
1	1:07.019	+5.410	7:45.851
2	1:02.285	+0.676	3:48.136
3	1:01.806	+0.197	3:49.942
4	1:01.609		3:51.551
5	1:02.202	+0.593	1:53.753
6	1:01.811	+0.202	2:55.564
7	1:02.035	+0.426	3:57.599
8	1:01.796	+0.187	4:59.395
9	1:02.609	+1.000	6:02.004
10	1:02.314	+0.705	7:04.318
(89) Ethan Campbell			
1	1:09.300	+5.381	7:48.634
2	1:04.605	+0.686	3:53.239
3	1:04.743	+0.824	3:57.982
4	1:05.014	+1.095	1:02.996
5	1:05.286	+1.367	2:08.282
6	1:04.250	+0.331	3:12.532
7	1:03.919		4:16.451
8	1:03.967	+0.048	5:20.418
9	1:04.115	+0.196	6:24.533
10	1:04.170	+0.251	7:28.703
(90) Henry Campbell			

Lap	Lap Tm	Diff	me of Day
1	1:08.398	+4.948	7:48.379
2	1:04.704	+1.254	3:53.083
3	1:04.677	+1.227	3:57.760
4	1:04.927	+1.477	1:02.687
5	1:05.772	+2.322	2:08.459
6	1:04.730	+1.280	3:13.189
7	1:04.045	+0.585	4:17.234
8	1:04.218	+0.768	5:21.452
9	1:04.146	+0.696	6:25.598
10	1:03.450		7:29.048
(55) Ronan Doherty			
1	1:06.136	+4.771	7:44.438
2	1:02.325	+0.960	3:46.763
3	1:01.721	+0.356	3:48.484
4	1:01.365		3:49.849
5	1:01.407	+0.042	1:51.256
p6	1:43.367	+42.002	3:34.623
7	1:07.434	+6.069	4:42.057
8	1:01.888	+0.523	5:43.945
9	1:01.991	+0.626	6:45.936
10	1:01.991	+0.626	7:47.927

Lap	Lap Tm	Diff	me of Day
-----	--------	------	-----------

Results provisional until the conclusion of judicial and technical matters

Orbits

Timekeeper: D.Bradfield

Clerk of Course: Chris Edwards

www.mylaps.com

Live timing available at timing.rhwright.

Licensed to: R.H.Wright Timing

Printed: 27/04/2024 17:00:27



500MRCI Spring Race Meeting

Sorted on Laps

Formula Ford 1600

Kirkistown 500 MRCI 1.512 miles

Race 1 (R2)

27/04/2024 11:40

Race started at 11:12:07

Pos	No.	Name	Make	Laps	Total Tm	Best Tm	Best Speed	In Lap	Avg. Speed
1	26	Jason Smyth	Van Diemen RF00	10	11:16.809	1:01.161	88.995	3	80.422
2	99	Jordan Kelly	Van Diemen RF08	10	11:17.504	1:01.380	88.677	6	80.339
3	28	David McCullough	Van Diemen RF00	10	11:17.945	1:01.309	88.780	7	80.287
4	27	Stephen O'Connor	Van Diemen RF90	10	11:22.449	1:01.716	88.195	4	79.757
5	57	Ian Campbell	Ray GR08	10	11:23.262	1:01.609	88.348	4	79.662
6	89	Ethan Campbell	Mondiale M89S	10	11:47.647	1:03.919	85.155	7	76.917
7	90	Henry Campbell	Reynard FF89	10	11:47.992	1:03.450	85.784	10	76.880
8	55	Ronan Doherty	Van Diemen RF01	10	12:06.871	1:01.365	88.699	4	74.883
Not classified									
DNF	8	Philip Harris	Mondiale M89T				-	0	-
DNF	23	David Nicholl	Reynard FF89				-	0	-

Announcements

Race red flagged on Lap 0. Restarted over 10 mins.

Margin of Victory	Avg. Speed	Best Lap Tm	Best Speed	Best Lap by
0.695	80.422	1:01.161	88.995	26 - Jason Smyth

Results provisional until the conclusion of judicial and technical matters

Orbits

Timekeeper: D.Bradfield

Clerk of Course: Chris Edwards

Live timing available at timing.rhwright.co.uk

www.mylaps.com

Licensed to: R.H.Wright Timing

Printed: 27/04/2024 11:38:27



R.H.Wright
Timing



500MRCI Spring Race Meeting

Formula Ford 1600

Kirkistown 500 MRCI 1.512 miles


Race 1 (R2)

27/04/2024 11:40

Race (12:00 and 1 Laps)

5	23	90
	9	10
4	8	89
	7	8
3	27	57
	5	6
2	55	28
	3	4
1	26	99
	1	2

POLE POSITION



Results provisional until the conclusion of judicial and technical matters

Orbits

Timekeeper: D.Bradfield

Clerk of Course: Chris Edwards

Live timing available at timing.rhwright.co.uk

www.mylaps.com

Printed: 27/04/2024 09:47:14

Licensed to: R.H.Wright Timing



**R.H.
Wright**



500MRCI Spring Race Meeting

Formula Ford 1600

Kirkistown 500 MRCI 1.512 miles

Race 2 (R10)

27/04/2024 15:30

Race (12:00 and 1 Laps) started at 14:17:31

Lap	Lap Tm	Diff	me of Day
(99) Jordan Kelly			
1	1:07.708	+6.263	1:40.567
2	1:01.589	+0.144	1:42.156
3	1:01.620	+0.175	1:43.776
4	1:02.083	+0.638	1:45.859
5	1:01.774	+0.329	1:47.633
6	1:01.805	+0.360	1:49.438
7	1:01.634	+0.189	1:51.072
8	1:01.735	+0.290	1:52.807
9	1:01.445		1:54.252
10	1:01.523	+0.078	1:55.775
11	1:01.537	+0.092	1:57.312
12	1:01.564	+0.119	1:58.876
13	1:01.543	+0.098	1:00.419

(28) David McCullough			
1	1:07.488	+6.002	1:40.985
2	1:01.891	+0.405	1:42.876
3	1:01.486		1:44.362
4	1:01.994	+0.508	1:46.356
5	1:01.948	+0.462	1:48.304
6	1:01.527	+0.041	1:49.831
7	1:01.919	+0.433	1:51.750
8	1:02.062	+0.576	1:53.812
9	1:01.639	+0.153	1:55.451
10	1:02.091	+0.605	1:57.542
11	1:02.315	+0.829	1:59.857
12	1:01.796	+0.310	1:01.653
13	1:01.757	+0.271	1:03.410

(55) Ronan Doherty			
1	1:07.301	+5.671	1:40.743
2	1:01.677	+0.047	1:42.420
3	1:01.634	+0.004	1:44.054
4	1:02.141	+0.511	1:46.195
5	1:01.715	+0.085	1:47.910
6	1:01.630		1:49.540
7	1:02.031	+0.401	1:51.571
8	1:01.693	+0.063	1:53.264
9	1:01.955	+0.325	1:55.219
10	1:02.314	+0.684	1:57.533
11	1:03.146	+1.516	1:00.679
12	1:04.351	+2.721	1:05.030
13	1:03.841	+2.211	1:08.871

(27) Stephen O'Connor			
1	1:07.060	+5.123	1:41.270
2	1:02.076	+0.139	1:43.346
3	1:01.937		1:45.283
4	1:02.123	+0.186	1:47.406
5	1:02.176	+0.239	1:49.582
6	1:02.246	+0.309	1:51.828
7	1:02.117	+0.180	1:53.945
8	1:02.564	+0.627	1:56.509
9	1:02.571	+0.634	1:59.080
10	1:02.448	+0.511	1:01.528
11	1:02.386	+0.449	1:03.914
12	1:02.924	+0.987	1:06.838
13	1:02.353	+0.416	1:09.191

(57) Ian Campbell			
1	1:07.369	+5.503	1:41.651
2	1:01.866		1:43.517
3	1:02.402	+0.536	1:45.919
4	1:02.088	+0.222	1:48.007
5	1:02.242	+0.376	1:50.249
6	1:02.392	+0.526	1:52.641
7	1:01.894	+0.028	1:54.535
8	1:02.024	+0.158	1:56.559
9	1:02.810	+0.944	1:59.369
10	1:02.391	+0.525	1:01.760
11	1:02.463	+0.597	1:04.223
12	1:02.816	+0.950	1:07.039

Lap	Lap Tm	Diff	me of Day
13	1:16.855	+14.989	1:23.894
(8) Philip Harris			
1	1:07.938	+4.561	1:42.976
2	1:03.638	+0.261	1:46.614
3	1:04.258	+0.881	1:50.872
4	1:04.366	+0.989	1:55.238
5	1:03.537	+0.160	1:58.775
6	1:03.899	+0.522	1:02.674
7	1:03.955	+0.578	1:06.629
8	1:03.501	+0.124	1:10.130
9	1:04.103	+0.726	1:14.233
10	1:03.638	+0.261	1:17.871
11	1:03.499	+0.122	1:21.370
12	1:03.377		1:24.747
13	1:04.193	+0.816	1:28.940

(89) Ethan Campbell			
1	1:08.661	+5.364	1:43.853
2	1:04.219	+0.922	1:48.072
3	1:04.663	+1.366	1:52.735
4	1:03.696	+0.399	1:56.431
5	1:04.028	+0.731	1:00.459
6	1:03.660	+0.363	1:04.119
7	1:03.297		1:07.416
8	1:03.937	+0.640	1:11.353
9	1:04.845	+1.548	1:16.198
10	1:04.150	+0.853	1:20.348
11	1:03.787	+0.490	1:24.135
12	1:03.974	+0.677	1:28.109
13	1:03.565	+0.268	1:31.674

(90) Henry Campbell			
1	1:09.102	+5.335	1:44.326
2	1:04.135	+0.368	1:48.461
3	1:04.707	+0.940	1:53.168
4	1:03.841	+0.074	1:57.009
5	1:03.776	+0.009	1:00.785
6	1:04.290	+0.523	1:05.075
7	1:03.891	+0.124	1:08.966
8	1:03.831	+0.064	1:12.797
9	1:03.767		1:16.564
10	1:04.075	+0.308	1:20.639
11	1:03.918	+0.151	1:24.557
12	1:03.862	+0.095	1:28.419
13	1:03.870	+0.103	1:32.289

(23) David Nicholl			
1	1:08.636	+4.908	1:43.080
2	1:04.513	+0.785	1:47.593
3	1:05.983	+2.255	1:53.576
4	1:04.129	+0.401	1:57.705
5	1:04.096	+0.368	1:01.801
6	1:03.923	+0.195	1:05.724
7	1:03.728		1:09.452
8	1:04.919	+1.191	1:14.371
9	1:04.790	+1.062	1:19.161
10	1:04.738	+1.010	1:23.899
11	1:05.138	+1.410	1:29.037
12	1:05.546	+1.818	1:34.583
13	1:06.464	+2.736	1:41.047

(26) Jason Smyth			
1	1:06.754	+5.402	1:39.637
2	1:01.693	+0.341	1:41.330
3	1:01.352		1:42.682
4	1:03.621	+2.269	1:46.303
p5	5:39.099	37.747	1:25.402

Results provisional until the conclusion of judicial and technical matters

Orbits

Timekeeper: D.Bradfield

Clerk of Course: Chris Edwards

www.mylaps.com

Live timing available at timing.rhwright.

Licensed to: R.H.Wright Timing

Printed: 27/04/2024 17:00:41



500MRCI Spring Race Meeting

Sorted on Laps

Formula Ford 1600

Kirkistown 500 MRCI 1.512 miles

Race 2 (R10)

27/04/2024 15:30

Race (12:00 and 1 Laps) started at 14:17:31

Pos	No.	Name	Make	Laps	Total Tm	Best Tm	Best Speed	In Lap	Avg. Speed
1	99	Jordan Kelly	Van Diemen RF08	13	13:29.132	1:01.445	88.584	9	87.451
2	28	David McCullough	Van Diemen RF00	13	13:32.123	1:01.486	88.525	3	87.129
3	55	Ronan Doherty	Van Diemen RF01	13	13:37.584	1:01.630	88.318	6	86.547
4	27	Stephen O'Connor	Van Diemen RF90	13	13:37.904	1:01.937	87.880	3	86.513
5	57	Ian Campbell	Ray GR08	13	13:52.607	1:01.866	87.981	2	84.985
6	8	Philip Harris	Mondiale M89T	13	13:57.653	1:03.377	85.883	12	84.473
7	89	Ethan Campbell	Mondiale M89S	13	14:00.387	1:03.297	85.992	7	84.198
8	90	Henry Campbell	Reynard FF89	13	14:01.002	1:03.767	85.358	9	84.137
9	23	David Nicholl	Reynard FF89	13	14:09.760	1:03.728	85.410	7	83.270
Not classified									
DNF	26	Jason Smyth	Van Diemen RF00	5	9:54.115	1:01.352	88.718	3	45.808

Margin of Victory

Avg. Speed

Best Lap Tm

Best Speed

Best Lap by

2.991

87.451

1:01.445

88.584

99 - Jordan Kelly

Results provisional until the conclusion of judicial and technical matters

Orbits

Timekeeper: D.Bradfield

Clerk of Course: Chris Edwards

Live timing available at timing.rhwright.co.uk

www.mylaps.com

Licensed to: R.H.Wright Timing

Printed: 27/04/2024 14:32:01



R.H.Wright
Timing



500MRCI Spring Race Meeting

Formula Ford 1600

Kirkistown 500 MRCI 1.512 miles

Race 2 (R10)

27/04/2024 15:30

Race (12:00 and 1 Laps)

5	89	90
	9	10
4	8	23
	7	8
3	27	57
	5	6
2	55	28
	3	4
1	26	99
	1	2

POLE POSITION



Results provisional until the conclusion of judicial and technical matters

Orbits

Timekeeper: D.Bradfield

Clerk of Course: Chris Edwards

Live timing available at timing.rhwright.co.uk

www.mylaps.com

Licensed to: R.H.Wright Timing

Printed: 27/04/2024 09:49:22



R.H.
Wright



500MRCI Spring Race Meeting

Formula Sheane

Kirkistown 500 MRCI 1.512 miles

Qualifying (Q3)

27/04/2024 09:30

Qualifying started at 9:42:43

Lap	Lap Tm	Diff	me of Day
-----	--------	------	-----------

(1) Keith Hogg

1	1:17.408	+15.782	14:08.131
2	1:06.340	+4.714	15:14.471
3	1:03.675	+2.049	16:18.146
4	1:02.931	+1.305	17:21.077
5	1:02.541	+0.915	18:23.618
6	1:01.644	+0.018	19:25.262
7	1:01.634	+0.008	20:26.896
8	1:01.626		21:28.522

(96) Enda Connor

1	1:33.733	+31.220	14:19.260
2	1:07.075	+4.562	15:26.335
3	1:04.406	+1.893	16:30.741
4	1:02.960	+0.447	17:33.701
5	1:02.844	+0.331	18:36.545
6	1:02.513		19:39.058
7	1:02.921	+0.408	20:41.979
8	1:02.626	+0.113	21:44.605

(18) Sean Kieman

1	1:23.012	+19.615	14:15.859
2	1:10.530	+7.133	15:26.389
3	1:05.704	+2.307	16:32.093
4	1:04.077	+0.680	17:36.170
5	1:03.397		18:39.567
6	1:04.058	+0.661	19:43.625
7	1:03.674	+0.277	20:47.299

(9) Richard Adams

1	1:24.847	+20.263	14:08.919
2	1:10.806	+6.222	15:19.725
3	1:07.347	+2.763	16:27.072
4	1:07.019	+2.435	17:34.091
5	1:05.576	+0.992	18:39.667
6	1:04.914	+0.330	19:44.581
7	1:04.584		20:49.165

(28) Vinny Keogh

1	1:21.347	+16.744	14:09.787
2	1:08.760	+4.157	15:18.547
3	1:06.458	+1.855	16:25.005
4	1:05.416	+0.813	17:30.421
5	1:04.603		18:35.024
6	1:04.681	+0.078	19:39.705
7	1:05.007	+0.404	20:44.712

(22) Aaron Linnane

1	1:38.443	+32.617	14:21.460
2	1:12.577	+6.751	15:34.037
3	1:08.563	+2.737	16:42.600
4	1:07.050	+1.224	17:49.650
5	1:06.788	+0.962	18:56.438
6	1:06.852	+1.026	20:03.290
7	1:05.826		21:09.116

(27) Mike Demody

1	1:25.076	+18.498	14:14.575
2	1:12.169	+5.591	15:26.744
3	1:09.131	+2.553	16:35.875
4	1:08.040	+1.462	17:43.915
5	1:07.180	+0.602	18:51.095
6	1:07.467	+0.889	19:58.562
7	1:06.578		21:05.140

Lap	Lap Tm	Diff	me of Day
-----	--------	------	-----------

Lap	Lap Tm	Diff	me of Day
-----	--------	------	-----------

Results provisional until the conclusion of judicial and technical matters

Orbits

Timekeeper: D.Bradfield

Clerk of Course: Chris Edwards

Live timing available at timing.rhwright.com

www.mylaps.com

Licensed to: R.H.Wright Timing

Printed: 27/04/2024 17:00:52



500MRCI Spring Race Meeting

Sorted on best lap time

Formula Sheane

Kirkistown 500 MRCI 1.512 miles

Qualifying (Q3)

27/04/2024 09:30

Qualifying started at 9:42:43

Pos	No.	Name	Make	Best Tm	Diff	In Lap	Best Speed	2nd Best	In Lap
1	1	Keith Hogg	1.8 Formula Sheane	1:01.626		8	88.323	1:01.634	7
2	96	Enda Connor	1.8 Formula Sheane	1:02.513	0.887	6	87.070	1:02.626	8
3	18	Sean Kiernan	1.8 Formula Sheane	1:03.397	1.771	5	85.856	1:03.674	7
4	9	Richard Adams	1.8 Formula Sheane	1:04.584	2.958	7	84.278	1:04.914	6
5	28	Vinny Keogh	1.8 Formula Sheane	1:04.603	2.977	5	84.253	1:04.681	6
6	22	Aaron Linnane	1.8 Formula Sheane	1:05.826	4.200	7	82.688	1:06.788	5
7	27	Mike Dermody	1.8 Formula Sheane	1:06.578	4.952	7	81.754	1:07.180	5
8	6	Brendan Carr	1.8 Formula Sheane			0	-		0

Results provisional until the conclusion of judicial and technical matters

Orbits

Timekeeper: D.Bradfield

Clerk of Course: Chris Edwards

Live timing available at timing.rhwright.co.uk

www.mylaps.com

Licensed to: R.H.Wright Timing

Printed: 27/04/2024 09:53:44



**R.H.
Wright**



500MRCI Spring Race Meeting

Formula Sheane

Kirkistown 500 MRCI 1.512 miles

Race 1 (R3)

27/04/2024 12:10

Race (12:00 and 1 Laps) started at 11:45:42

Lap	Lap Tm	Diff	me of Day
(1) Keith Hogg			
1	1:07.660	+6.497	5:50.484
2	1:02.171	+1.008	7:52.655
3	1:02.330	+1.167	9:54.985
4	1:01.797	+0.634	9:56.782
5	1:01.392	+0.229	9:58.174
6	1:01.408	+0.245	1:59.582
7	1:01.381	+0.218	3:00.963
8	1:01.163		4:02.126
9	1:02.455	+1.292	5:04.581
10	1:02.216	+1.053	6:06.797
11	1:01.927	+0.764	7:08.724
12	1:01.622	+0.459	8:10.346
13	1:02.231	+1.068	9:12.577

(96) Enda O'Connor			
1	1:07.722	+6.893	5:50.571
2	1:02.355	+1.326	7:52.926
3	1:02.704	+1.675	9:55.630
4	1:01.563	+0.534	9:57.193
5	1:01.371	+0.342	9:58.564
6	1:01.497	+0.468	2:00.061
7	1:01.029		3:01.090
8	1:06.919	+5.890	4:08.009
9	1:02.068	+1.039	5:10.077
10	1:01.256	+0.227	6:11.333
11	1:01.174	+0.145	7:12.507
12	1:01.127	+0.098	8:13.634
13	1:01.152	+0.123	9:14.786

(18) Sean Kieman			
1	1:07.977	+5.380	5:51.602
2	1:02.965	+0.348	7:54.567
3	1:03.544	+0.927	9:58.111
4	1:03.356	+0.739	9:01.467
5	1:03.253	+0.636	1:04.720
6	1:03.319	+0.702	2:08.039
7	1:03.372	+0.755	3:11.411
8	1:03.322	+0.705	4:14.733
9	1:02.768	+0.151	5:17.501
10	1:02.617		6:20.118
11	1:02.972	+0.355	7:23.090
12	1:03.425	+0.808	8:26.515
13	1:03.181	+0.564	9:29.696

(28) Vinny Keogh			
1	1:09.287	+6.255	5:53.412
2	1:04.132	+1.100	7:57.544
3	1:04.088	+1.056	9:01.632
4	1:03.904	+0.872	9:05.536
5	1:03.282	+0.250	1:08.818
6	1:03.590	+0.558	2:12.408
7	1:03.549	+0.517	3:15.957
8	1:03.700	+0.668	4:19.657
9	1:03.226	+0.194	5:22.883
10	1:03.393	+0.361	6:26.276
11	1:03.032		7:29.308
12	1:03.487	+0.455	8:32.795
13	1:03.054	+0.022	9:35.849

(22) Aaron Linnane			
1	1:12.858	+6.893	5:57.858
2	1:09.643	+3.678	9:07.501
3	1:08.585	+2.620	9:16.086
4	1:06.580	+0.615	9:22.666
5	1:06.425	+0.460	1:29.091
6	1:06.496	+0.531	2:35.587
7	1:06.684	+0.719	3:42.271
8	1:06.502	+0.537	4:48.773
9	1:06.652	+0.687	5:55.425
10	1:06.602	+0.637	7:02.027
11	1:05.965		8:07.992
12	1:07.790	+1.825	9:15.782

Lap	Lap Tm	Diff	me of Day
(9) Richard Adams			
1	1:09.865	+4.165	3:53.449
2	1:05.700		7:59.149

(27) Mike Dermody			
1	1:10.599		3:55.290

Lap	Lap Tm	Diff	me of Day
-----	--------	------	-----------

Results provisional until the conclusion of judicial and technical matters

Orbits

Timekeeper: D.Bradfield

Clerk of Course: Chris Edwards

Live timing available at timing.rhwright.com

www.mylaps.com

Printed: 27/04/2024 17:01:03

Licensed to: R.H.Wright Timing



500MRCI Spring Race Meeting

Sorted on Laps

Formula Sheane

Kirkistown 500 MRCI 1.512 miles

Race 1 (R3)

27/04/2024 12:10

Race (12:00 and 1 Laps) started at 11:45:42

Pos	No.	Name	Make	Laps	Total Tm	Best Tm	Best Speed	In Lap	Avg. Speed
1	1	Keith Hogg	1.8 Formula Sheane	13	13:29.754	1:01.163	88.992	8	87.384
2	96	Enda O'Connor	1.8 Formula Sheane	13	13:31.963	1:01.029	89.187	7	87.146
3	18	Sean Kiernan	1.8 Formula Sheane	13	13:46.873	1:02.617	86.926	10	85.575
4	28	Vinny Keogh	1.8 Formula Sheane	13	13:53.026	1:03.032	86.353	11	84.942
5	22	Aaron Linnane	1.8 Formula Sheane	12	13:32.959	1:05.965	82.514	11	80.344
Not classified									
DNF	9	Richard Adams	1.8 Formula Sheane	2	2:16.326	1:05.700	82.847	2	79.853
DNF	27	Mike Dermody	1.8 Formula Sheane	1	1:12.467	1:10.599	77.098	1	75.110
DNS	6	Brendan Carr	1.8 Formula Sheane				-	0	-

Margin of Victory	Avg. Speed	Best Lap Tm	Best Speed	Best Lap by
2.209	87.384	1:01.029	89.187	96 - Enda O'Connor

Results provisional until the conclusion of judicial and technical matters

Orbits

Timekeeper: D.Bradfield

Clerk of Course: Chris Edwards

Live timing available at timing.rhwright.co.uk

www.mylaps.com

Licensed to: R.H.Wright Timing

Printed: 27/04/2024 12:00:11



R.H.Wright
Timing



500MRCI Spring Race Meeting

Formula Sheane

Kirkistown 500 MRCI 1.512 miles

Race 1 (R3)

27/04/2024 12:10

Race (12:00 and 1 Laps)

4	27	6
	7	8
3	28	22
	5	6
2	18	9
	3	4
1	1	96
	1	2

POLE POSITION



Results provisional until the conclusion of judicial and technical matters

Orbits

Timekeeper: D.Bradfield

Clerk of Course: Chris Edwards

Live timing available at timing.rhwright.co.uk

www.mylaps.com

Printed: 27/04/2024 09:53:00

Licensed to: R.H.Wright Timing



**R.H.
Wright**



500MRCI Spring Race Meeting

Formula Sheane

Kirkistown 500 MRCI 1.512 miles

Race 2 (R11)

27/04/2024 16:00

Race (12:00 and 1 Laps) started at 14:37:37

Lap	Lap Tm	Diff	me of Day
-----	--------	------	-----------

(1) Keith Hogg

1	1:07.175	+6.163	1:45.215
2	1:02.110	+1.098	1:47.325
3	1:02.129	+1.117	1:49.454
4	1:02.412	+1.400	1:51.866
5	1:01.503	+0.491	1:53.369
6	1:01.428	+0.416	1:54.797
7	1:01.320	+0.308	1:56.117
8	1:01.585	+0.573	1:57.702
9	1:01.112	+0.100	1:58.814
10	1:01.625	+0.613	1:00.439
11	1:01.129	+0.117	1:01.568
12	1:01.206	+0.194	1:02.774
13	1:01.012		1:03.786

(96) Enda Connor

1	1:07.315	+6.183	1:45.353
2	1:02.369	+1.237	1:47.722
3	1:01.576	+0.444	1:49.298
4	1:02.490	+1.358	1:51.788
5	1:01.476	+0.344	1:53.264
6	1:01.328	+0.196	1:54.592
7	1:01.498	+0.366	1:56.090
8	1:01.478	+0.346	1:57.568
9	1:01.135	+0.003	1:58.703
10	1:01.637	+0.505	1:00.340
11	1:01.132		1:01.472
12	1:01.168	+0.036	1:02.640
13	1:01.328	+0.196	1:03.968

(18) Sean Kieman

1	1:07.994	+5.368	1:47.028
2	1:03.573	+0.945	1:50.601
3	1:03.316	+0.688	1:53.917
4	1:03.072	+0.444	1:56.989
5	1:03.066	+0.438	1:00.055
6	1:02.965	+0.337	1:03.020
7	1:02.955	+0.327	1:05.975
8	1:03.095	+0.467	1:09.070
9	1:02.802	+0.174	1:11.872
10	1:02.628		1:14.500
11	1:02.654	+0.026	1:17.154
12	1:02.991	+0.363	1:20.145
13	1:03.173	+0.545	1:23.318

(28) Vinny Keogh

1	1:08.307	+5.980	1:47.165
2	1:03.857	+1.530	1:51.022
3	1:03.756	+1.429	1:54.778
4	1:03.554	+1.227	1:58.332
5	1:03.371	+1.044	1:01.703
6	1:03.116	+0.789	1:04.819
7	1:03.458	+1.131	1:08.277
8	1:02.750	+0.423	1:11.027
9	1:02.596	+0.269	1:13.623
10	1:02.544	+0.217	1:16.167
11	1:02.327		1:18.494
12	1:02.845	+0.518	1:21.339
13	1:02.730	+0.403	1:24.069

(9) Richard Adams

1	1:09.670	+5.519	1:48.790
2	1:05.845	+1.694	1:54.635
3	1:05.706	+1.555	1:00.341
4	1:04.737	+0.586	1:05.078
5	1:04.682	+0.531	1:09.760
6	1:05.101	+0.950	1:14.861
7	1:04.624	+0.473	1:19.485
8	1:04.421	+0.270	1:23.906
9	1:04.607	+0.456	1:28.513
10	1:04.172	+0.021	1:32.685
11	1:04.442	+0.291	1:37.127
12	1:04.325	+0.174	1:41.452

Lap	Lap Tm	Diff	me of Day
-----	--------	------	-----------

(27) Mike Dermody

13	1:04.151		1:45.603
1	1:10.855	+5.824	1:50.701
2	1:29.738	+24.707	1:20.439
3	1:08.632	+3.601	1:29.071
4	1:05.732	+0.701	1:34.803
5	1:05.697	+0.666	1:40.500
6	1:05.624	+0.593	1:46.124
7	1:06.023	+0.992	1:52.147
8	1:05.228	+0.197	1:57.375
9	1:05.736	+0.705	1:03.111
10	1:05.308	+0.277	1:08.419
11	1:05.031		1:13.450
12	1:05.169	+0.138	1:18.619

(22) Aaron Linnane

1	1:10.835	+7.222	1:51.059
2	1:06.460	+2.847	1:57.519
3	1:03.613		1:01.132
4	1:13.575	+9.962	1:14.707
5	1:05.195	+1.582	1:19.902
6	1:22.975	+19.362	1:42.877
7	1:06.078	+2.465	1:48.955
8	1:10.969	+7.356	1:59.924
9	1:07.447	+3.834	1:07.371
10	1:07.020	+3.407	1:14.391
11	1:10.274	+6.661	1:24.665
12	1:07.346	+3.733	1:32.011

Lap	Lap Tm	Diff	me of Day
-----	--------	------	-----------

Results provisional until the conclusion of judicial and technical matters Orbits

Timekeeper: D.Bradfield

Clerk of Course: Chris Edwards

Live timing available at timing.rhwright.com

www.mylaps.com

Licensed to: R.H.Wright Timing

Printed: 27/04/2024 17:01:15



500MRCI Spring Race Meeting

Sorted on Laps

Formula Sheane

Kirkistown 500 MRCI 1.512 miles

Race 2 (R11)

27/04/2024 16:00

Race (12:00 and 1 Laps) started at 14:37:37

Pos	No.	Name	Make	Laps	Total Tm	Best Tm	Best Speed	In Lap	Avg. Speed
1	1	Keith Hogg	1.8 Formula Sheane	13	13:26.755	1:01.012	89.212	13	87.708
2	96	Enda Connor	1.8 Formula Sheane	13	13:26.937	1:01.132	89.037	11	87.689
3	18	Sean Kiernan	1.8 Formula Sheane	13	13:46.287	1:02.628	86.910	10	85.635
4	28	Vinny Keogh	1.8 Formula Sheane	13	13:47.038	1:02.327	87.330	11	85.557
5	9	Richard Adams	1.8 Formula Sheane	13	14:08.572	1:04.151	84.847	13	83.386
6	27	Mike Dermody	1.8 Formula Sheane	12	13:41.588	1:05.031	83.699	11	79.500
7	22	Aaron Linnane	1.8 Formula Sheane	12	13:54.980	1:03.613	85.565	3	78.225
Not classified									
DNS	6	Brendan Carr	1.8 Formula Sheane				-	0	-

Margin of Victory	Avg. Speed	Best Lap Tm	Best Speed	Best Lap by
0.182	87.708	1:01.012	89.212	1 - Keith Hogg

Results provisional until the conclusion of judicial and technical matters

Orbits

Timekeeper: D.Bradfield

Clerk of Course: Chris Edwards

Live timing available at timing.rhwright.co.uk

www.mylaps.com

Licensed to: R.H.Wright Timing

Printed: 27/04/2024 14:55:40



R.H. Wright
Timing



500MRCI Spring Race Meeting

Formula Sheane

Kirkistown 500 MRCI 1.512 miles


Race 2 (R11)

27/04/2024 16:00

Race (12:00 and 1 Laps)

4	27	6
	7	8
3	9	22
	5	6
2	18	28
	3	4
1	1	96
	1	2

POLE POSITION



Results provisional until the conclusion of judicial and technical matters

Orbits

Timekeeper: D.Bradfield

Clerk of Course: Chris Edwards

Live timing available at timing.rhwright.co.uk

www.mylaps.com

Licensed to: R.H.Wright Timing

Printed: 27/04/2024 09:53:31



500MRCI Spring Race Meeting

Sorted on best lap time

Mazda MX5

Kirkistown 500 MRCI 1.512 miles

Qualifying (Q5)

27/04/2024 10:10

Qualifying started at 10:11:33

Pos	No.	Name	Make	Best Tm	Diff	In Lap	Best Speed	2nd Best	In Lap
1	42	Rob Kennedy	1.8 Mazda MX5	1:09.333		6	78.505	1:09.549	4
2	55	Craig Ewing	1.8 Mazda MX5	1:09.420	0.087	2	78.407	1:09.630	4
3	14	Francis Allen	1.8 Mazda MX5	1:09.781	0.448	9	78.001	1:09.786	6
4	34	Damian Moran	1.8 Mazda MX5	1:10.183	0.850	3	77.555	1:10.622	4
5	311	David Cousins	1.8 Mazda MX5	1:10.283	0.950	7	77.444	1:10.396	3
6	41	Jim Kennedy	1.8 Mazda MX5	1:11.432	2.099	4	76.199	1:11.891	7
7	9	John Stewart	1.8 Mazda MX5	1:11.514	2.181	8	76.111	1:11.695	3
8	50	Robert McAllister	1.8 Mazda MX5	1:11.583	2.250	2	76.038	1:11.973	6
9	7	Gregory Radcliffe	1.8 Mazda MX5	1:11.860	2.527	3	75.745	1:12.539	4
10	22	Paul McAlinden	1.8 Mazda MX5	1:12.367	3.034	6	75.214	1:12.991	5

Results provisional until the conclusion of judicial and technical matters

Orbits

Timekeeper: D.Bradfield

Clerk of Course: Chris Edwards

Live timing available at timing.rhwright.co.uk

www.mylaps.com

Licensed to: R.H.Wright Timing

Printed: 27/04/2024 10:38:34



**R.H.
Wright**



500MRCI Spring Race Meeting

Mazda MX5/Saloons

Kirkistown 500 MRCI 1.512 miles

Qualifying (Q5)

27/04/2024 10:10

Qualifying started at 10:11:33

Lap	Lap Tm	Diff	me of Day
(42) Rob Kennedy			
1	1:10.630	+1.297	1:29.430
2	1:09.694	+0.361	1:39.124
3	1:10.145	+0.812	1:49.269
4	1:09.549	+0.216	1:58.818
5	1:11.326	+1.993	1:10.144
6	1:09.333		1:19.477
7	1:10.695	+1.362	1:30.172
8	1:09.782	+0.449	1:39.954
(55) Craig Ewing			
1	1:11.160	+1.740	1:08.098
2	1:09.420		1:15.518
3	1:10.055	+0.635	1:25.573
4	1:09.630	+0.210	1:35.203
5	1:10.270	+0.850	1:45.473
(14) Francis Allen			
1	1:18.863	+9.082	1:54.716
2	1:10.584	+0.803	1:05.300
3	1:09.974	+0.193	1:15.274
4	1:11.374	+1.593	1:26.648
5	1:09.984	+0.203	1:36.632
6	1:09.786	+0.005	1:46.418
7	1:09.909	+0.128	1:56.327
8	1:10.069	+0.288	1:06.396
9	1:09.781		1:16.177
(34) Damian Moran			
1	1:12.884	+2.701	1:13.306
2	1:10.746	+0.563	1:24.052
3	1:10.183		1:34.235
4	1:10.622	+0.439	1:44.857
5	1:10.676	+0.493	1:55.533
6	1:11.386	+1.203	1:06.919
7	1:11.100	+0.917	1:18.019
8	1:11.302	+1.119	1:29.321
(311) David Cousins			
1	1:19.260	+8.977	1:19.462
2	1:11.154	+0.871	1:30.616
3	1:10.396	+0.113	1:41.012
4	1:10.562	+0.279	1:51.574
5	1:10.757	+0.474	1:02.331
6	1:10.401	+0.118	1:12.732
7	1:10.283		1:23.015
8	1:16.361	+6.078	1:39.376
(41) Jim Kennedy			
1	1:13.516	+2.084	1:22.232
2	1:12.672	+1.240	1:34.904
3	1:12.151	+0.719	1:47.055
4	1:11.432		1:58.487
5	1:18.256	+6.824	1:16.743
6	1:11.975	+0.543	1:28.718
7	1:11.891	+0.459	1:40.609
(9) John Stewart			
1	1:11.848	+0.334	1:07.672
2	1:12.114	+0.600	1:19.786
3	1:11.695	+0.181	1:31.481
4	1:11.778	+0.264	1:43.259
5	1:12.583	+1.069	1:55.842
6	1:12.164	+0.650	1:08.006
7	1:12.427	+0.913	1:20.433
8	1:11.514		1:31.947
(50) Robert McAllister			
1	1:16.111	+4.528	1:27.175
2	1:11.583		1:38.758
3	1:14.390	+2.807	1:53.148
4	1:12.052	+0.469	1:05.200
5	1:12.073	+0.490	1:17.273

Lap	Lap Tm	Diff	me of Day
6	1:11.973	+0.390	1:29.246
7	1:12.037	+0.454	1:41.283
(7) Gregory Radcliffe			
1	1:14.710	+2.850	1:21.018
2	1:12.580	+0.720	1:33.598
3	1:11.860		1:45.458
4	1:12.539	+0.679	1:57.997
5	1:15.519	+3.659	1:13.516
(22) Paul McAlinden			
1	1:15.984	+3.617	1:33.086
2	1:14.284	+1.917	1:47.370
3	1:13.755	+1.388	1:01.125
4	1:13.654	+1.287	1:14.779
5	1:12.991	+0.624	1:27.770
6	1:12.367		1:40.137
7	1:13.444	+1.077	1:53.581

Lap	Lap Tm	Diff	me of Day
-----	--------	------	-----------

Results provisional until the conclusion of judicial and technical matters

Orbits

Timekeeper: D.Bradfield

Clerk of Course: Chris Edwards

www.mylaps.com

Live timing available at timing.rhwright.

Licensed to: R.H.Wright Timing

Printed: 27/04/2024 17:02:11



R.H. Wright
Timing



500MRCI Spring Race Meeting

Mazda MX5

Kirkistown 500 MRCI 1.512 miles

Qualifying (Q5)

27/04/2024 10:10

Qualifying started at 10:11:33

8	5	
	15	
7	7	22
	13	14
6	9	50
	11	12
5	311	41
	9	10
4	14	34
	7	8
3	42	55
	5	6
2		
	3	4
1	6	34
	1	2

POLE POSITION



Results provisional until the conclusion of judicial and technical matters

Orbits

Timekeeper: D.Bradfield

Clerk of Course: Chris Edwards

Live timing available at timing.rhwright.co.uk

www.mylaps.com

Printed: 27/04/2024 10:30:31

Licensed to: R.H.Wright Timing



**R.H.
Wright**



500MRCI Spring Race Meeting

Kirkistown 500 MRCI 1.512 miles

Race 1 (R6)

27/04/2024 13:35

Race (12:00 and 1 Laps) started at 12:49:50

Lap	Lap Tm	Diff	me of Day
(6) Gavin Stanfield			
1	1:06.341	+4.981	1:07.278
2	1:02.656	+1.296	1:09.934
3	1:02.525	+1.165	1:02.459
4	1:01.882	+0.522	1:04.341
5	1:01.779	+0.419	1:06.120
6	1:01.360		1:07.480
7	1:05.032	+3.672	1:12.512
8	1:05.861	+4.501	1:18.373
(34) David McMinn			
1	1:10.629	+5.520	1:01.809
2	1:05.895	+0.786	1:07.704
3	1:06.125	+1.016	1:13.829
4	1:05.239	+0.130	1:19.068
5	1:05.109		1:24.177
6	1:05.210	+0.101	1:29.387
7	1:05.450	+0.341	1:34.837
8	1:05.668	+0.559	1:40.505
(42) Rob Kennedy			
1	1:14.836	+5.577	1:07.439
2	1:09.548	+0.289	1:16.987
3	1:09.259		1:26.246
4	1:09.319	+0.060	1:35.565
5	1:09.567	+0.308	1:45.132
6	1:10.289	+1.030	1:55.421
7	1:09.469	+0.210	1:04.890
8	1:09.359	+0.100	1:14.249
(55) Craig Ewing			
1	1:14.648	+5.585	1:07.541
2	1:09.587	+0.504	1:17.128
3	1:09.598	+0.515	1:26.726
4	1:09.201	+0.118	1:35.927
5	1:09.161	+0.078	1:45.088
6	1:11.103	+2.020	1:56.191
7	1:09.506	+0.423	1:05.697
8	1:09.083		1:14.780
(14) Francis Allen			
1	1:14.837	+5.019	1:07.488
2	1:10.475	+0.657	1:17.963
3	1:09.856	+0.038	1:27.819
4	1:09.818		1:37.637
5	1:10.468	+0.650	1:48.105
6	1:10.488	+0.670	1:58.593
7	1:10.270	+0.452	1:08.863
8	1:10.058	+0.240	1:18.921
(34) Damian Moran			
1	1:16.219	+5.717	1:09.141
2	1:10.502		1:19.643
3	1:10.775	+0.273	1:30.418
4	1:10.745	+0.243	1:41.163
5	1:10.826	+0.324	1:51.989
6	1:12.051	+1.549	1:04.040
7	1:11.341	+0.839	1:15.381
8	1:12.800	+2.298	1:28.181
(50) Robert McAllister			
1	1:16.099	+4.849	1:09.981
2	1:11.250		1:21.231
3	1:11.657	+0.407	1:32.888
4	1:11.912	+0.662	1:44.800
5	1:12.158	+0.908	1:56.958
6	1:12.056	+0.806	1:09.014
7	1:13.012	+1.762	1:22.026
(41) Jim Kennedy			
1	1:18.894	+7.588	1:12.848
2	1:11.418	+0.112	1:24.266
3	1:11.306		1:35.572

Lap	Lap Tm	Diff	me of Day
4	1:11.776	+0.470	1:47.348
5	1:11.572	+0.266	1:58.920
6	1:11.484	+0.178	1:10.404
7	1:12.057	+0.751	1:22.461
(9) John Stewart			
1	1:19.334	+7.565	1:13.000
2	1:12.360	+0.591	1:25.360
3	1:11.907	+0.138	1:37.267
4	1:13.394	+1.625	1:50.661
5	1:12.467	+0.698	1:03.128
6	1:12.065	+0.296	1:15.193
7	1:11.769		1:26.962
(22) Paul McAlinden			
1	1:16.232	+4.658	1:10.830
2	1:12.113	+0.539	1:22.943
3	1:11.574		1:34.517
4	1:13.424	+1.850	1:47.941
5	1:13.118	+1.544	1:01.059
6	1:13.714	+2.140	1:14.773
7	1:13.312	+1.738	1:28.085
(7) Gregory Radcliffe			
1	1:16.703	+4.550	1:11.474
2	1:14.808	+2.655	1:26.282
3	1:12.806	+0.653	1:39.088
4	1:12.153		1:51.241
5	1:12.794	+0.641	1:04.035
6	1:13.098	+0.945	1:17.133
7	1:12.374	+0.221	1:29.507

Lap	Lap Tm	Diff	me of Day
-----	--------	------	-----------

Results provisional until the conclusion of judicial and technical matters Orbits

Timekeeper: D.Bradfield

Clerk of Course: Chris Edwards

Live timing available at timing.rhwright.com

www.mylaps.com

Printed: 27/04/2024 17:02:22

Licensed to: R.H.Wright Timing



500MRCI Spring Race Meeting

Sorted on Laps

Mazda MX5/Saloons

Kirkistown 500 MRCI 1.512 miles

Race 1 (R6)

27/04/2024 13:35

Race (12:00 and 1 Laps) started at 12:49:50

Pos	No.	Name	Make	Laps	Total Tm	Best Tm	Best Speed	In Lap	Avg. Speed
Libre Saloons									
1	6	Gavin Stanfield	2.0t Subaru Impreza	8	8:28.104	1:01.360	88.706	6	85.699
2	34	David McMinn	1.9d SEAT Ibiza	8	8:50.236	1:05.109	83.599	5	82.122
Not classified									
DNF	5	Peter Murray	3.0 BMW 330i				-	0	-
Mazda MX5									
1	42	Rob Kennedy	1.8 Mazda MX5	8	9:23.980	1:09.259	78.589	3	77.209
2	55	Craig Ewing	1.8 Mazda MX5	8	9:24.511	1:09.083	78.790	8	77.136
3	14	Francis Allen	1.8 Mazda MX5	8	9:28.652	1:09.818	77.960	4	76.574
4	34	Damian Moran	1.8 Mazda MX5	8	9:37.912	1:10.502	77.204	2	75.347
5	50	Robert McAllister	1.8 Mazda MX5	7	8:31.757	1:11.250	76.393	2	74.452
6	41	Jim Kennedy	1.8 Mazda MX5	7	8:32.192	1:11.306	76.333	3	74.388
7	9	John Stewart	1.8 Mazda MX5	7	8:36.693	1:11.769	75.841	7	73.740
8	22	Paul McAlinden	1.8 Mazda MX5	7	8:37.816	1:11.574	76.047	3	73.580
9	7	Gregory Radcliffe	1.8 Mazda MX5	7	8:39.238	1:12.153	75.437	4	73.379
Not classified									
DNF	311	David Cousins	1.8 Mazda MX5				-	0	-

Margin of Victory	Avg. Speed	Best Lap Tm	Best Speed	Best Lap by
22.132	85.699	1:01.360	88.706	6 - Gavin Stanfield

Results provisional until the conclusion of judicial and technical matters

Orbits

Timekeeper: D.Bradfield

Clerk of Course: Chris Edwards

Live timing available at timing.rhwright.co.uk

www.mylaps.com

Licensed to: R.H.Wright Timing

Printed: 27/04/2024 13:11:21



500MRCI Spring Race Meeting

Mazda MX5/Saloons

Kirkistown 500 MRCI 1.512 miles


Race 1 (R6)

27/04/2024 13:35

Race (12:00 and 1 Laps)

8	5	
	15	
7	7	22
	13	
6	9	50
	11	
5	311	41
	9	
4	14	34
	7	
3	42	55
	5	
2		
	3	
1	6	34
	1	
		4
		2

POLE POSITION



Results provisional until the conclusion of judicial and technical matters

Orbits

Timekeeper: D.Bradfield

Clerk of Course: Chris Edwards

Live timing available at timing.rhwright.co.uk

www.mylaps.com

Printed: 27/04/2024 10:34:19

Licensed to: R.H.Wright Timing



R.H.
Wright



500MRCI Spring Race Meeting

Kirkistown 500 MRCI 1.512 miles

Race 2 (R13)

27/04/2024 17:00

Race (12:00 and 1 Laps) started at 15:31:30

Lap	Lap Tm	Diff	me of Day
(6) Gavin Stanfield			
1	1:09.837	+7.850	1:41.447
2	1:03.405	+1.418	1:44.852
3	1:02.324	+0.337	1:47.176
4	1:02.145	+0.158	1:49.321
5	1:02.151	+0.164	1:51.472
6	1:01.987		1:53.459
7	1:07.110	+5.123	1:00.569
8	1:09.093	+7.106	1:09.662
9	1:06.895	+4.908	1:16.557
10	1:02.919	+0.932	1:19.476
11	1:07.040	+5.053	1:26.516
12	1:10.113	+8.126	1:36.629
13	1:10.597	+8.610	1:47.226
(34) David McMinn			
1	1:11.422	+6.321	1:43.403
2	1:06.364	+1.263	1:49.767
3	1:05.720	+0.619	1:55.487
4	1:05.467	+0.366	1:00.954
5	1:05.481	+0.380	1:06.435
6	1:05.255	+0.154	1:11.690
7	1:05.408	+0.307	1:17.098
8	1:05.372	+0.271	1:22.470
9	1:05.101		1:27.571
10	1:06.382	+1.281	1:33.953
11	1:05.943	+0.842	1:39.896
12	1:05.529	+0.428	1:45.425
13	1:07.466	+2.365	1:52.891
(34) Damian Moran			
1	1:15.846	+5.052	1:49.990
2	1:11.173	+0.379	1:01.163
3	1:10.921	+0.127	1:12.084
4	1:11.140	+0.346	1:23.224
5	1:10.947	+0.153	1:34.171
6	1:10.800	+0.006	1:44.971
7	1:10.991	+0.197	1:55.962
8	1:10.794		1:06.756
9	1:11.224	+0.430	1:17.980
10	1:11.115	+0.321	1:29.095
11	1:11.048	+0.254	1:40.143
12	1:11.861	+1.067	1:52.004
(14) Francis Allen			
1	1:18.260	+8.246	1:53.027
2	1:12.081	+2.067	1:05.108
3	1:10.820	+0.806	1:15.928
4	1:12.404	+2.390	1:28.332
5	1:10.117	+0.103	1:38.449
6	1:10.731	+0.717	1:49.180
7	1:10.488	+0.474	1:59.668
8	1:10.213	+0.199	1:09.881
9	1:11.016	+1.002	1:20.897
10	1:10.014		1:30.911
11	1:10.430	+0.416	1:41.341
12	1:10.712	+0.698	1:52.053
(42) David Cousins			
1	1:18.548	+8.515	1:53.603
2	1:11.320	+1.287	1:04.923
3	1:10.386	+0.353	1:15.309
4	1:11.021	+0.988	1:26.330
5	1:10.520	+0.487	1:36.850
6	1:10.865	+0.832	1:47.715
7	1:10.527	+0.494	1:58.242
8	1:10.540	+0.507	1:08.782
9	1:10.033		1:18.815
10	1:10.577	+0.544	1:29.392
11	1:12.154	+2.121	1:41.546
12	1:10.620	+0.587	1:52.166
(55) Craig Ewing			

Lap	Lap Tm	Diff	me of Day
1	1:19.883	+10.782	1:54.598
2	1:10.710	+1.609	1:05.308
3	1:10.731	+1.630	1:16.039
4	1:11.013	+1.912	1:27.052
5	1:09.990	+0.889	1:37.042
6	1:10.929	+1.828	1:47.971
7	1:10.288	+1.187	1:58.259
8	1:09.101		1:07.360
9	1:10.732	+1.631	1:18.092
10	1:11.279	+2.178	1:29.371
11	1:10.912	+1.811	1:40.283
12	1:12.126	+3.025	1:52.409
(7) Gregory Radcliffe			
1	1:17.994	+5.839	1:51.243
2	1:12.218	+0.063	1:03.461
3	1:12.322	+0.167	1:15.783
4	1:13.224	+1.069	1:29.007
5	1:12.192	+0.037	1:41.199
6	1:12.155		1:53.354
7	1:12.223	+0.068	1:05.577
8	1:12.725	+0.570	1:18.302
9	1:12.186	+0.031	1:30.488
10	1:12.172	+0.017	1:42.660
11	1:12.160	+0.005	1:54.820
12	1:12.615	+0.460	1:07.435
(22) Paul McAlinden			
1	1:18.208	+6.198	1:51.462
2	1:14.300	+2.290	1:05.762
3	1:13.147	+1.137	1:18.909
4	1:12.010		1:30.919
5	1:12.434	+0.424	1:43.353
6	1:12.374	+0.364	1:55.727
7	1:12.186	+0.176	1:07.913
8	1:12.730	+0.720	1:20.643
9	1:14.279	+2.269	1:34.922
10	1:12.736	+0.726	1:47.658
11	1:12.504	+0.494	1:00.162
12	1:12.890	+0.880	1:13.052
(9) John Stewart			
1	1:28.514	+16.551	1:02.311
2	1:12.532	+0.569	1:14.843
3	1:12.357	+0.394	1:27.200
4	1:12.903	+0.940	1:40.103
5	1:12.403	+0.440	1:52.506
6	1:12.632	+0.669	1:05.138
7	1:12.564	+0.601	1:17.702
8	1:12.283	+0.320	1:29.985
9	1:12.046	+0.083	1:42.031
10	1:12.747	+0.784	1:54.778
11	1:12.354	+0.391	1:07.132
12	1:11.963		1:19.095
(50) Robert McAllister			
1	1:18.480	+7.056	1:52.808
2	1:13.260	+1.836	1:06.068
3	1:13.136	+1.712	1:19.204
4	1:11.974	+0.550	1:31.178
5	1:12.673	+1.249	1:43.851
6	1:12.331	+0.907	1:56.182
7	1:11.643	+0.219	1:07.825
8	1:14.790	+3.366	1:22.615
9	1:22.978	+11.554	1:45.593
10	1:12.073	+0.649	1:57.666
11	1:11.875	+0.451	1:09.541
12	1:11.424		1:20.965

Lap	Lap Tm	Diff	me of Day
-----	--------	------	-----------

Results provisional until the conclusion of judicial and technical matters

Orbits

Timekeeper: D.Bradfield

Clerk of Course: Chris Edwards

www.mylaps.com

Live timing available at timing.rhwright.

Licensed to: R.H.Wright Timing

Printed: 27/04/2024 17:02:32



500MRCI Spring Race Meeting

Sorted on Laps

Mazda MX5/Saloons

Kirkistown 500 MRCI 1.512 miles

Race 2 (R13)

27/04/2024 17:00

Race (12:00 and 1 Laps) started at 15:31:30

Pos	No.	Name	Make	Laps	Total Tm	Best Tm	Best Speed	In Lap	Avg. Speed
Libre Saloons									
1	6	Gavin Stanfield	2.0t Subaru Impreza	13	14:16.372	1:01.987	87.809	6	82.627
2	34	David McMinn	1.9d SEAT Ibiza	13	14:22.037	1:05.101	83.609	9	82.084
Not classified									
DNF	5	Peter Murray	3.0 BMW 330i				-	0	-
Mazda MX5									
1	34	Damian Moran	1.8 Mazda MX5	12	14:21.150	1:10.794	76.885	8	75.848
2	14	Francis Allen	1.8 Mazda MX5	12	14:21.199	1:10.014	77.742	10	75.843
3	42	David Cousins	1.8 Mazda MX5	12	14:21.312	1:10.033	77.721	9	75.833
4	55	Craig Ewing	1.8 Mazda MX5	12	14:21.555	1:09.101	78.769	8	75.812
5	7	Gregory Radcliffe	1.8 Mazda MX5	12	14:36.581	1:12.155	75.435	6	74.512
6	22	Paul McAlinden	1.8 Mazda MX5	12	14:42.198	1:12.010	75.587	4	74.038
7	9	John Stewart	1.8 Mazda MX5	12	14:48.241	1:11.963	75.636	12	73.534
8	50	Robert McAllister	1.8 Mazda MX5	12	14:50.111	1:11.424	76.207	12	73.380
Not classified									
DNF	41	Jim Kennedy	1.8 Mazda MX5				-	0	-

Margin of Victory	Avg. Speed	Best Lap Tm	Best Speed	Best Lap by
5.665	82.627	1:01.987	87.809	6 - Gavin Stanfield

Results provisional until the conclusion of judicial and technical matters

Orbits

Timekeeper: D.Bradfield

Clerk of Course: Chris Edwards

Live timing available at timing.rhwright.co.uk

www.mylaps.com

Licensed to: R.H.Wright Timing

Printed: 27/04/2024 15:47:10



500MRCI Spring Race Meeting

Mazda MX5/Saloons

Kirkistown 500 MRCI 1.512 miles


Race 2 (R13)

27/04/2024 17:00

Race (12:00 and 1 Laps)

8	5	
	15	
7	42	311
	13	14
6	14	55
	11	12
5	50	34
	9	10
4	9	41
	7	8
3	7	22
	5	6
2		
	3	4
1	6	34
	1	2

POLE POSITION



Results provisional until the conclusion of judicial and technical matters

Orbits

Timekeeper: D.Bradfield

Clerk of Course: Chris Edwards

Live timing available at timing.rhwright.co.uk

www.mylaps.com

Printed: 27/04/2024 13:31:15

Licensed to: R.H.Wright Timing



**R.H.
Wright**



500MRCI Spring Race Meeting

Kirkistown Mini Coopers/Fiesta

Kirkistown 500 MRCI 1.512 miles

Qualifying (Q7)

27/04/2024 10:50

Qualifying started at 10:48:23

Lap	Lap Tm	Diff	me of Day
-----	--------	------	-----------

(28) Peter Bennett

1	1:12.283		1:41.740
2	1:12.599	+0.316	1:54.339
3	1:12.662	+0.379	1:07.001
4	1:15.492	+3.209	1:22.493
5	1:16.963	+4.680	1:39.456
6	1:13.983	+1.700	1:53.439
7	1:15.162	+2.879	1:08.601

(96) Darren Gilmore

1	1:13.025	+0.194	1:45.732
2	1:13.535	+0.704	1:59.267
3	1:12.831		1:12.098
4	1:13.164	+0.333	1:25.262
5	1:13.166	+0.335	1:38.428
6	1:13.245	+0.414	1:51.673
7	1:13.921	+1.090	1:05.594

(400) Taylor Frizzell

1	1:12.860		1:47.589
2	1:13.250	+0.390	1:00.819
3	1:13.003	+0.143	1:13.822
4	1:13.839	+0.979	1:27.661
5	1:13.196	+0.336	1:40.857
6	1:13.218	+0.358	1:54.075
7	1:13.668	+0.808	1:07.743

(98) Craig Gilmore

1	1:13.641	+0.751	1:51.002
2	1:14.095	+1.205	1:05.097
3	1:13.550	+0.660	1:18.647
4	1:13.531	+0.641	1:32.178
5	1:12.890		1:45.068
6	1:13.150	+0.260	1:58.218
7	1:13.050	+0.160	1:11.268

(55) Mark Stewart

1	1:12.919		1:46.895
2	1:13.285	+0.366	1:00.180
3	1:18.512	+5.593	1:18.692
4	1:13.288	+0.369	1:31.980
5	1:13.739	+0.820	1:45.719
6	1:13.880	+0.961	1:59.599

(11) Paul Stewart

1	1:12.970		1:47.245
2	1:13.208	+0.238	1:00.453
3	1:14.480	+1.510	1:14.933
4	1:15.282	+2.312	1:30.215
5	1:13.546	+0.576	1:43.761
6	1:13.823	+0.853	1:57.584

(4) Johnny Titterington

1	1:12.993		1:45.389
2	1:13.427	+0.434	1:58.816
3	1:13.012	+0.019	1:11.828
4	1:13.751	+0.758	1:25.579
5	1:12.997	+0.004	1:38.576
6	1:13.615	+0.622	1:52.191
7	1:13.121	+0.128	1:05.312

(35) Ryan Hogg

1	1:14.043	+0.245	1:37.942
2	1:13.798		1:51.740
3	1:14.284	+0.486	1:06.024
4	1:14.080	+0.282	1:20.104
5	1:14.281	+0.483	1:34.385
6	1:14.424	+0.626	1:48.809
7	1:15.106	+1.308	1:03.915

(222) Finn Blaine

1	1:14.722	+0.829	1:38.878
2	1:14.799	+0.906	1:53.677

Lap	Lap Tm	Diff	me of Day
-----	--------	------	-----------

3	1:14.576	+0.683	1:08.253
4	1:14.276	+0.383	1:22.529
5	1:13.997	+0.104	1:36.526
6	1:13.893		1:50.419

(49) Michael Graham

1	1:18.780	+1.937	1:59.474
2	1:22.860	+6.017	1:22.334
3	1:17.812	+0.969	1:40.146
4	1:17.372	+0.529	1:57.518
5	1:16.843		1:14.361
6	1:17.346	+0.503	1:31.707
7	1:23.061	+6.218	1:54.768

(97) Neville Anderson

1	1:18.571	+1.280	1:51.290
2	1:17.291		1:08.581
3	1:17.401	+0.110	1:25.982
4	1:17.420	+0.129	1:43.402
5	1:17.492	+0.201	1:00.894
6	1:17.717	+0.426	1:18.611
7	1:17.393	+0.102	1:36.004

(888) Paul Larkham

1	1:19.740	+1.819	1:48.290
2	1:18.841	+0.920	1:07.131
3	1:19.043	+1.122	1:26.174
4	1:17.921		1:44.095
5	1:18.051	+0.130	1:02.146
6	1:18.724	+0.803	1:20.870
7	1:19.461	+1.540	1:40.331

(18) Conor Mulholland

1	1:20.233	+2.202	1:06.236
2	1:20.616	+2.585	1:26.852
3	1:18.844	+0.813	1:45.696
4	1:18.468	+0.437	1:04.164
5	1:18.561	+0.530	1:22.725
6	1:18.395	+0.364	1:41.120
7	1:18.031		1:59.151

(21) Megan Campbell

1	1:18.703	+0.667	1:46.288
2	1:18.571	+0.535	1:04.859
3	1:18.254	+0.218	1:23.113
4	1:18.374	+0.338	1:41.487
5	1:18.073	+0.037	1:59.560
6	1:18.036		1:17.596
7	1:18.580	+0.544	1:36.176

(128) Stephen Walker

1	1:21.017	+2.733	1:59.103
2	1:18.552	+0.268	1:17.655
3	1:18.358	+0.074	1:36.013
4	1:18.671	+0.387	1:54.684
5	1:21.617	+3.333	1:16.301
6	1:18.320	+0.036	1:34.621
7	1:18.284		1:52.905

(65) Sam Doyle

1	1:21.485	+3.105	1:55.619
2	1:19.522	+1.142	1:15.141
3	1:19.490	+1.110	1:34.631
4	1:19.131	+0.751	1:53.762
5	1:19.433	+1.053	1:13.195
6	1:19.204	+0.824	1:32.399
7	1:18.380		1:50.779

(26) Grace McCallion

1	1:22.587	+1.815	1:06.055
2	1:21.070	+0.298	1:27.125
3	1:20.913	+0.141	1:48.038
4	1:21.248	+0.476	1:09.286
5	1:20.772		1:30.058

Results provisional until the conclusion of judicial and technical matters

Orbits

Timekeeper: D.Bradfield

Clerk of Course: Chris Edwards

Live timing available at timing.rhwright.com

www.mylaps.com

Printed: 27/04/2024 17:01:27

Licensed to: R.H.Wright Timing



500MRCI Spring Race Meeting

Sorted on best lap time

Kirkistown Mini Coopers/Fiesta

Kirkistown 500 MRCI 1.512 miles

Qualifying (Q7)

27/04/2024 10:50

Qualifying started at 10:48:23

Pos	No.	Name	Make	Best Tm	Diff	In Lap	Best Speed	2nd Best	In Lap
1	28	Peter Bennett	1.6 BMW Mini	1:12.283		1	75.302	1:12.599	2
2	96	Darren Gilmore	1.6 BMW Mini	1:12.831	0.548	3	74.735	1:13.025	1
3	400	Taylor Frizzell	1.6 BMW Mini	1:12.860	0.577	1	74.705	1:13.003	3
4	98	Craig Gilmore	1.6 BMW Mini	1:12.890	0.607	5	74.674	1:13.050	7
5	55	Mark Stewart	1.6 BMW Mini	1:12.919	0.636	1	74.645	1:13.285	2
6	11	Paul Stewart	1.6 BMW Mini	1:12.970	0.687	1	74.593	1:13.208	2
7	4	Johnny Titterington	1.6 BMW Mini	1:12.993	0.710	1	74.569	1:12.997	5
8	35	Ryan Hogg	1.6 BMW Mini	1:13.798	1.515	2	73.756	1:14.043	1
9	222	Finn Blaine	1.6 BMW Mini	1:13.893	1.610	6	73.661	1:13.997	5
10	49	Michael Graham	1.3 Ford Fiesta	1:16.843	4.560	5	70.833	1:17.346	6
11	97	Neville Anderson	1.3 Ford Fiesta	1:17.291	5.008	2	70.422	1:17.393	7
12	888	Paul Larkham	1.3 Ford Fiesta	1:17.921	5.638	4	69.853	1:18.051	5
13	18	Conor Mulholland	1.3 Ford Fiesta	1:18.031	5.748	7	69.755	1:18.395	6
14	21	Megan Campbell	1.3 Ford Fiesta	1:18.036	5.753	6	69.750	1:18.073	5
15	128	Stephen Walker	1.3 Ford Fiesta	1:18.284	6.001	7	69.529	1:18.320	6
16	65	Sam Doyle	1.3 Ford Fiesta	1:18.380	6.097	7	69.444	1:19.131	4
17	26	Grace McCallion	1.3 Ford Fiesta	1:20.772	8.489	5	67.387	1:20.913	3

Results provisional until the conclusion of judicial and technical matters

Orbits

Timekeeper: D.Bradfield

Clerk of Course: Chris Edwards

Live timing available at timing.rhwright.co.uk

www.mylaps.com

Licensed to: R.H.Wright Timing

Printed: 27/04/2024 10:59:40



R.H. Wright



500MRCI Spring Race Meeting

Kirkistown Mini Coopers/Fiesta

Kirkistown 500 MRCI 1.512 miles

Race 1 (R7)

27/04/2024 14:05

Race (12:00 and 1 Laps) started at 13:11:56

Lap	Lap Tm	Diff	me of Day
(28) Peter Bennett			
1	1:19.409	+6.922	1:17.172
2	1:12.487		1:29.659
3	1:12.617	+0.130	1:42.276
4	1:12.580	+0.093	1:54.856
5	1:12.801	+0.314	1:07.657
6	1:12.862	+0.375	1:20.519
7	1:13.140	+0.653	1:33.659
8	1:13.765	+1.278	1:47.424
9	1:13.085	+0.598	1:00.509
10	1:13.156	+0.669	1:13.665
11	1:13.908	+1.421	1:27.573
(96) Darren Gilmore			
1	1:19.618	+6.757	1:17.320
2	1:13.099	+0.238	1:30.419
3	1:12.861		1:43.280
4	1:12.886	+0.025	1:56.166
5	1:13.951	+1.090	1:10.117
6	1:13.714	+0.853	1:23.831
7	1:13.781	+0.920	1:37.612
8	1:13.593	+0.732	1:51.205
9	1:13.409	+0.548	1:04.614
10	1:13.531	+0.670	1:18.145
11	1:14.364	+1.503	1:32.509
(98) Craig Gilmore			
1	1:19.054	+6.149	1:17.487
2	1:13.391	+0.486	1:30.878
3	1:12.905		1:43.783
4	1:13.314	+0.409	1:57.097
5	1:15.767	+2.862	1:12.864
6	1:14.660	+1.755	1:27.524
7	1:14.205	+1.300	1:41.729
8	1:14.166	+1.261	1:55.895
9	1:13.638	+0.733	1:09.533
10	1:14.305	+1.400	1:23.838
11	1:14.148	+1.243	1:37.986
(11) Paul Stewart			
1	1:19.493	+6.298	1:18.612
2	1:13.989	+0.794	1:32.601
3	1:13.195		1:45.796
4	1:13.217	+0.022	1:59.013
5	1:13.834	+0.639	1:12.847
6	1:15.077	+1.882	1:27.924
7	1:13.985	+0.790	1:41.909
8	1:14.186	+0.991	1:56.095
9	1:13.425	+0.230	1:09.520
10	1:14.531	+1.336	1:24.051
11	1:13.939	+0.744	1:37.990
(400) Taylor Frizzell			
1	1:19.835	+6.936	1:18.284
2	1:13.102	+0.203	1:31.386
3	1:12.899		1:44.285
4	1:13.221	+0.322	1:57.506
5	1:15.932	+3.033	1:13.438
6	1:14.480	+1.581	1:27.918
7	1:14.516	+1.617	1:42.434
8	1:15.622	+2.723	1:58.056
9	1:13.444	+0.545	1:11.500
10	1:13.615	+0.716	1:25.115
11	1:13.352	+0.453	1:38.467
(55) Mark Stewart			
1	1:19.338	+5.939	1:18.565
2	1:14.588	+1.189	1:33.153
3	1:14.234	+0.835	1:47.387
4	1:13.606	+0.207	1:00.993
5	1:13.399		1:14.392
6	1:14.317	+0.918	1:28.709
7	1:14.022	+0.623	1:42.731

Lap	Lap Tm	Diff	me of Day
8	1:13.784	+0.385	1:56.515
9	1:13.682	+0.283	1:10.197
10	1:14.471	+1.072	1:24.668
11	1:14.370	+0.971	1:39.038
(35) Ryan Hogg			
1	1:19.963	+6.284	1:19.626
2	1:14.518	+0.839	1:34.144
3	1:13.779	+0.100	1:47.923
4	1:13.679		1:01.602
5	1:13.695	+0.016	1:15.297
6	1:14.088	+0.409	1:29.385
7	1:13.690	+0.011	1:43.075
8	1:13.853	+0.174	1:56.928
9	1:13.765	+0.086	1:10.693
10	1:14.415	+0.736	1:25.108
11	1:15.027	+1.348	1:40.135
(222) Finn Blaine			
1	1:19.710	+5.512	1:20.469
2	1:14.704	+0.506	1:35.173
3	1:14.701	+0.503	1:49.874
4	1:14.198		1:04.072
5	1:14.465	+0.267	1:18.537
6	1:14.699	+0.501	1:33.236
7	1:14.813	+0.615	1:48.049
8	1:14.366	+0.168	1:02.415
9	1:14.918	+0.720	1:17.333
10	1:14.545	+0.347	1:31.878
11	1:14.635	+0.437	1:46.513
(49) Michael Graham			
1	1:21.724	+4.818	1:22.882
2	1:17.263	+0.357	1:40.145
3	1:17.181	+0.275	1:57.326
4	1:17.072	+0.166	1:14.398
5	1:17.057	+0.151	1:31.455
6	1:17.282	+0.376	1:48.737
7	1:16.906		1:05.643
8	1:17.267	+0.361	1:22.910
9	1:17.255	+0.349	1:40.165
10	1:17.555	+0.649	1:57.720
11	1:17.307	+0.401	1:15.027
(97) Neville Anderson			
1	1:22.268	+4.986	1:23.761
2	1:19.212	+1.930	1:42.973
3	1:17.837	+0.555	1:00.810
4	1:17.664	+0.382	1:18.474
5	1:17.282		1:35.756
6	1:17.357	+0.075	1:53.113
7	1:17.543	+0.261	1:10.656
8	1:17.602	+0.320	1:28.258
9	1:17.789	+0.507	1:46.047
10	1:17.418	+0.136	1:03.465
11	1:17.804	+0.522	1:21.269
(18) Conor Mulholland			
1	1:22.493	+4.780	1:24.332
2	1:18.618	+0.905	1:42.950
3	1:17.713		1:00.663
4	1:18.742	+1.029	1:19.405
5	1:18.062	+0.349	1:37.467
6	1:17.739	+0.026	1:55.206
7	1:17.922	+0.209	1:13.128
8	1:17.723	+0.010	1:30.851
9	1:17.803	+0.090	1:48.654
10	1:18.013	+0.300	1:06.667
11	1:18.240	+0.527	1:24.907
(65) Sam Doyle			
1	1:24.227	+6.859	1:26.842
2	1:19.286	+1.918	1:46.128
3	1:18.114	+0.746	1:04.242

Lap	Lap Tm	Diff	me of Day
4	1:18.733	+1.365	1:22.975
5	1:17.368		1:40.343
6	1:17.889	+0.521	1:58.232
7	1:17.793	+0.425	1:16.025
8	1:17.836	+0.468	1:33.861
9	1:17.404	+0.036	1:51.265
10	1:17.808	+0.440	1:09.073
11	1:18.023	+0.655	1:27.096
(128) Stephen Walker			
1	1:23.955	+6.362	1:26.386
2	1:18.790	+1.197	1:45.176
3	1:17.921	+0.328	1:03.097
4	1:17.966	+0.373	1:21.063
5	1:17.763	+0.170	1:38.826
6	1:17.593		1:56.419
7	1:17.854	+0.261	1:14.273
8	1:17.976	+0.383	1:32.249
9	1:18.142	+0.549	1:50.391
10	1:18.706	+1.113	1:09.097
11	1:18.946	+1.353	1:28.043
(888) Paul Larkham			
1	1:26.827	+8.064	1:28.818
2	1:20.366	+1.603	1:49.184
3	1:21.437	+2.674	1:10.621
4	1:20.895	+2.132	1:31.516
5	1:21.459	+2.696	1:52.975
6	1:21.097	+2.334	1:14.072
7	1:19.417	+0.654	1:33.489
8	1:18.763		1:52.252
9	1:19.076	+0.313	1:11.328
10	1:19.582	+0.819	1:30.910
(26) Grace McCallion			
1	1:25.843	+5.646	1:28.411
2	1:20.790	+0.593	1:49.201
3	1:21.112	+0.915	1:10.313
4	1:21.232	+1.035	1:31.545
5	1:20.915	+0.718	1:52.460
6	1:21.287	+1.090	1:13.747
7	1:20.995	+0.798	1:34.742
8	1:20.197		1:54.939
9	1:20.436	+0.239	1:15.375
10	1:20.900	+0.703	1:36.275
(21) Megan Campbell			
1	1:21.609	+3.697	1:23.550
2	1:19.175	+1.263	1:42.725
3	1:17.912		1:00.637
4	1:19.041	+1.129	1:19.678
5	1:18.822	+0.910	1:38.500
(4) Johnny Titterton			
1	1:18.781	+5.895	1:18.698
2	1:14.802	+1.916	1:33.500
3	1:13.658	+0.772	1:47.158
4	1:12.982	+0.096	1:00.140
5	1:12.886		1:13.026
6	1:14.424	+1.538	1:27.450
7	1:13.457	+0.571	1:40.907
8	1:12.959	+0.073	1:53.866
9	1:13.228	+0.342	1:07.094
10	1:13.175	+0.289	1:20.269
11	1:13.162	+0.276	1:33.431

Results provisional until the conclusion of judicial and technical matters

Orbits

Timekeeper: D.Bradfield

Clerk of Course: Chris Edwards

www.mylaps.com

Live timing available at timing.rhwright.

Licensed to: R.H.Wright Timing

Printed: 27/04/2024 17:01:38



500MRCI Spring Race Meeting

Sorted on Laps

Kirkistown Mini Coopers/Fiesta

Kirkistown 500 MRCI 1.512 miles

Race 1 (R7)

27/04/2024 14:05

Race (12:00 and 1 Laps) started at 13:11:56

Pos	No.	Name	Make	Laps	Total Tm	Best Tm	Best Speed	In Lap	Avg. Speed
Ford Fiesta									
1	49	Michael Graham	1.3 Ford Fiesta	11	14:18.998	1:16.906	70.775	7	69.701
2	97	Neville Anderson	1.3 Ford Fiesta	11	14:25.240	1:17.282	70.431	5	69.198
3	18	Conor Mulholland	1.3 Ford Fiesta	11	14:28.878	1:17.713	70.040	3	68.909
4	65	Sam Doyle	1.3 Ford Fiesta	11	14:31.067	1:17.368	70.352	5	68.735
5	128	Stephen Walker	1.3 Ford Fiesta	11	14:32.014	1:17.593	70.148	6	68.661
6	888	Paul Larkham	1.3 Ford Fiesta	10	13:34.881	1:18.763	69.106	8	66.795
7	26	Grace McCallion	1.3 Ford Fiesta	10	13:40.246	1:20.197	67.871	8	66.358
Not classified									
DNF	21	Megan Campbell	1.3 Ford Fiesta	5	6:42.471	1:17.912	69.861	3	67.620
Mini Cooper									
1	28	Peter Bennett	1.6 BMW Mini	11	13:31.544	1:12.487	75.090	2	73.777
2	96	Darren Gilmore	1.6 BMW Mini	11	13:36.480	1:12.861	74.704	3	73.331
3	98	Craig Gilmore	1.6 BMW Mini	11	13:41.957	1:12.905	74.659	3	72.842
4	11	Paul Stewart	1.6 BMW Mini	11	13:41.961	1:13.195	74.363	3	72.842
5	400	Taylor Frizzell	1.6 BMW Mini	11	13:42.438	1:12.899	74.665	3	72.800
6	55	Mark Stewart	1.6 BMW Mini	11	13:43.009	1:13.399	74.157	5	72.749
7	35	Ryan Hogg	1.6 BMW Mini	11	13:44.106	1:13.679	73.875	4	72.652
8	222	Finn Blaine	1.6 BMW Mini	11	13:50.484	1:14.198	73.358	4	72.094
Not classified									
DQ	4	Johnny Titterington	1.6 BMW Mini	11	13:37.402	1:12.886	74.679	5	73.248

Announcements

CAR 4 DQ Kirkistown Mini Cooper Cup Reg 5.7.2

Margin of Victory	Avg. Speed	Best Lap Tm	Best Speed	Best Lap by
4.936	73.777	1:12.487	75.090	28 - Peter Bennett

Results provisional until the conclusion of judicial and technical matters

Orbits

Timekeeper: D.Bradfield

Clerk of Course: Chris Edwards

Live timing available at timing.rhwright.co.uk

www.mylaps.com

Licensed to: R.H.Wright Timing

Printed: 27/04/2024 14:54:07



500MRCI Spring Race Meeting

Kirkistown Mini Coopers/Fiesta

Kirkistown 500 MRCI 1.512 miles


Race 1 (R7)

27/04/2024 14:05

Race (12:00 and 1 Laps)

11	65	26
	21	22
10	21	128
	19	20
9	888	18
	17	18
8	49	97
	15	16
7		14
	13	
6		12
	11	
5	222	
	9	10
4	4	35
	7	8
3	55	11
	5	6
2	400	98
	3	4
1	28	96
	1	2

POLE POSITION



Results provisional until the conclusion of judicial and technical matters

Orbits

Timekeeper: D.Bradfield

Clerk of Course: Chris Edwards

Live timing available at timing.rhwright.co.uk

www.mylaps.com

Printed: 27/04/2024 11:02:49

Licensed to: R.H.Wright Timing



**R.H.
Wright**



500MRCI Spring Race Meeting

Kirkistown Mini Coopers/Fiesta

Kirkistown 500 MRCI 1.512 miles

Race 2 (R14)

27/04/2024 17:30

Race (12:00 and 1 Laps) started at 15:53:36

Lap	Lap Tm	Diff	me of Day
(28) Peter Bennett			
1	1:18.458	+5.898	1:55.873
2	1:12.560		1:08.433
3	1:12.648	+0.088	1:21.081
4	1:13.096	+0.536	1:34.177
5	1:13.143	+0.583	1:47.320
6	1:13.482	+0.922	1:00.802
7	1:12.919	+0.359	1:13.721
8	1:13.281	+0.721	1:27.002
9	1:13.299	+0.739	1:40.301
10	1:13.269	+0.709	1:53.570
11	1:13.692	+1.132	1:07.262
(4) Johnny Titterington			
1	1:18.132	+5.721	1:58.506
2	1:14.044	+1.633	1:12.550
3	1:13.563	+1.152	1:26.113
4	1:12.634	+0.223	1:38.747
5	1:12.411		1:51.158
6	1:13.383	+0.972	1:04.541
7	1:13.255	+0.844	1:17.796
8	1:13.076	+0.665	1:30.872
9	1:13.248	+0.837	1:44.120
10	1:13.431	+1.020	1:57.551
11	1:13.870	+1.459	1:11.421
(96) Darren Gilmore			
1	1:18.486	+5.418	1:56.590
2	1:13.235	+0.167	1:09.825
3	1:13.881	+0.813	1:23.706
4	1:13.113	+0.045	1:36.819
5	1:13.068		1:49.887
6	1:13.820	+0.752	1:03.707
7	1:13.847	+0.779	1:17.554
8	1:13.221	+0.153	1:30.775
9	1:13.373	+0.305	1:44.148
10	1:13.959	+0.891	1:58.107
11	1:14.895	+1.827	1:13.002
(400) Taylor Frizzell			
1	1:18.789	+5.940	1:56.184
2	1:14.121	+1.272	1:10.305
3	1:13.960	+1.111	1:24.265
4	1:13.141	+0.292	1:37.406
5	1:13.006	+0.157	1:50.412
6	1:13.260	+0.411	1:03.672
7	1:13.835	+0.986	1:17.507
8	1:14.703	+1.854	1:32.210
9	1:12.849		1:45.059
10	1:13.341	+0.492	1:58.400
11	1:14.948	+2.099	1:13.348
(98) Craig Gilmore			
1	1:19.159	+5.671	1:57.342
2	1:14.935	+1.447	1:12.277
3	1:14.618	+1.130	1:26.895
4	1:13.611	+0.123	1:40.506
5	1:14.213	+0.725	1:54.719
6	1:14.046	+0.558	1:08.765
7	1:13.626	+0.138	1:22.391
8	1:14.043	+0.555	1:36.434
9	1:13.488		1:49.922
10	1:13.563	+0.075	1:03.485
11	1:14.019	+0.531	1:17.504
(11) Paul Stewart			
1	1:19.201	+5.849	1:57.916
2	1:14.853	+1.501	1:12.769
3	1:14.317	+0.965	1:27.086
4	1:13.458	+0.106	1:40.544
5	1:14.211	+0.859	1:54.755
6	1:13.816	+0.464	1:08.571
7	1:13.961	+0.609	1:22.532

Lap	Lap Tm	Diff	me of Day
8	1:14.069	+0.717	1:36.601
9	1:13.822	+0.470	1:50.423
10	1:13.352		1:03.775
11	1:13.945	+0.593	1:17.720
(55) Mark Stewart			
1	1:18.971	+6.383	1:57.606
2	1:14.532	+1.944	1:12.138
3	1:13.484	+0.896	1:25.622
4	1:12.763	+0.175	1:38.385
5	1:12.588		1:50.973
6	1:12.826	+0.238	1:03.799
7	1:14.050	+1.462	1:17.849
8	1:13.734	+1.146	1:31.583
9	1:12.905	+0.317	1:44.488
10	1:13.601	+1.013	1:58.089
11	1:30.083	+17.495	1:28.172
(222) Finn Blaine			
1	1:19.942	+5.197	1:59.834
2	1:14.745		1:14.579
3	1:15.615	+0.870	1:30.194
4	1:14.864	+0.119	1:45.058
5	1:15.365	+0.620	1:00.423
6	1:15.275	+0.530	1:15.698
7	1:15.442	+0.697	1:31.140
8	1:14.810	+0.065	1:45.950
9	1:14.785	+0.040	1:00.735
10	1:15.609	+0.864	1:16.344
11	1:15.805	+1.060	1:32.149
(49) Michael Graham			
1	1:21.271	+4.473	1:02.606
2	1:17.545	+0.747	1:20.151
3	1:16.798		1:36.949
4	1:16.912	+0.114	1:53.861
5	1:16.832	+0.034	1:10.693
6	1:17.274	+0.476	1:27.967
7	1:17.178	+0.380	1:45.145
8	1:16.905	+0.107	1:02.050
9	1:16.940	+0.142	1:18.990
10	1:17.521	+0.723	1:36.511
11	1:18.011	+1.213	1:54.522
(97) Neville Anderson			
1	1:22.647	+5.451	1:03.977
2	1:18.183	+0.987	1:22.160
3	1:18.092	+0.896	1:40.252
4	1:18.712	+1.516	1:58.964
5	1:17.458	+0.262	1:16.422
6	1:17.549	+0.353	1:33.971
7	1:17.196		1:51.167
8	1:17.208	+0.012	1:08.375
9	1:17.236	+0.040	1:25.611
10	1:17.561	+0.365	1:43.172
11	1:17.832	+0.636	1:01.004
(21) Megan Campbell			
1	1:21.493	+4.328	1:03.746
2	1:18.413	+1.248	1:22.159
3	1:19.496	+2.331	1:41.655
4	1:17.320	+0.155	1:58.975
5	1:17.811	+0.646	1:16.786
6	1:17.253	+0.088	1:34.039
7	1:17.548	+0.383	1:51.587
8	1:17.349	+0.184	1:08.936
9	1:17.165		1:26.101
10	1:18.119	+0.954	1:44.220
11	1:17.405	+0.240	1:01.625
(65) Sam Doyle			
1	1:22.261	+5.342	1:05.200
2	1:17.930	+1.011	1:23.130
3	1:18.783	+1.864	1:41.913

Lap	Lap Tm	Diff	me of Day
4	1:18.218	+1.299	1:00.131
5	1:17.990	+1.071	1:18.121
6	1:17.271	+0.352	1:35.392
7	1:17.681	+0.762	1:53.073
8	1:17.172	+0.253	1:10.245
9	1:17.392	+0.473	1:27.637
10	1:17.538	+0.619	1:45.175
11	1:16.919		1:02.094
(18) Conor Mulholland			
1	1:23.280	+5.998	1:05.534
2	1:17.887	+0.605	1:23.421
3	1:18.659	+1.377	1:42.080
4	1:18.225	+0.943	1:00.305
5	1:18.247	+0.965	1:18.552
6	1:17.320	+0.038	1:35.872
7	1:17.323	+0.041	1:53.195
8	1:17.830	+0.548	1:11.025
9	1:17.328	+0.046	1:28.353
10	1:17.282		1:45.635
11	1:18.138	+0.856	1:03.773
(888) Paul Larkham			
1	1:23.098	+5.629	1:04.714
2	1:19.235	+1.766	1:23.949
3	1:18.528	+1.059	1:42.477
4	1:18.390	+0.921	1:00.867
5	1:17.975	+0.506	1:18.842
6	1:17.588	+0.119	1:36.430
7	1:17.469		1:53.899
8	1:17.841	+0.372	1:11.740
9	1:18.068	+0.599	1:29.808
10	1:18.200	+0.731	1:48.008
11	1:18.438	+0.969	1:06.446
(128) Stephen Walker			
1	1:24.932	+7.233	1:07.324
2	1:18.807	+1.108	1:26.131
3	1:18.240	+0.541	1:44.371
4	1:19.902	+2.203	1:04.273
5	1:18.132	+0.433	1:22.405
6	1:18.243	+0.544	1:40.648
7	1:18.061	+0.362	1:58.709
8	1:18.557	+0.858	1:17.266
9	1:17.823	+0.124	1:35.089
10	1:18.085	+0.386	1:53.174
11	1:17.699		1:10.873
(26) Grace McCallion			
1	1:25.173	+4.909	1:07.709
2	1:20.264		1:27.973
3	1:20.930	+0.666	1:48.903
4	1:21.365	+1.101	1:10.268
5	1:20.916	+0.652	1:31.184
6	1:21.354	+1.090	1:52.538
7	1:20.944	+0.680	1:13.482
8	1:20.625	+0.361	1:34.107
9	1:21.136	+0.872	1:55.243
10	1:23.853	+3.589	1:19.096
(35) Ryan Hogg			
1	1:19.075	+4.688	1:58.367
2	1:14.387		1:12.754
3	1:15.260	+0.873	1:28.014
4	1:16.529	+2.142	1:44.543
5	1:15.934	+1.547	1:00.477
6	1:15.696	+1.309	1:16.173
7	1:15.468	+1.081	1:31.641
8	1:14.724	+0.337	1:46.365

Results provisional until the conclusion of judicial and technical matters

Orbits

Timekeeper: D.Bradfield

Clerk of Course: Chris Edwards

Live timing available at timing.rhwright.com

www.mylaps.com

Printed: 27/04/2024 17:01:48

Licensed to: R.H.Wright Timing





500MRCI Spring Race Meeting

Sorted on Laps

Kirkistown Mini Coopers/Fiesta

Kirkistown 500 MRCI 1.512 miles

Race 2 (R14)

27/04/2024 17:30

Race (12:00 and 1 Laps) started at 15:53:36

Pos	No.	Name	Make	Laps	Total Tm	Best Tm	Best Speed	In Lap	Avg. Speed
Ford Fiesta									
1	49	Michael Graham	1.3 Ford Fiesta	11	14:18.475	1:16.798	70.875	3	69.744
2	97	Neville Anderson	1.3 Ford Fiesta	11	14:24.957	1:17.196	70.509	7	69.221
3	21	Megan Campbell	1.3 Ford Fiesta	11	14:25.578	1:17.165	70.537	9	69.171
4	65	Sam Doyle	1.3 Ford Fiesta	11	14:26.047	1:16.919	70.763	11	69.134
5	18	Conor Mulholland	1.3 Ford Fiesta	11	14:27.726	1:17.282	70.431	10	69.000
6	888	Paul Larkham	1.3 Ford Fiesta	11	14:30.399	1:17.469	70.261	7	68.788
7	128	Stephen Walker	1.3 Ford Fiesta	11	14:34.826	1:17.699	70.053	11	68.440
8	26	Grace McCallion	1.3 Ford Fiesta	10	13:43.049	1:20.264	67.814	2	66.132
Mini Cooper									
1	400	Taylor Frizzell	1.6 BMW Mini	11	13:37.301	1:12.849	74.716	9	73.257
2	11	Paul Stewart	1.6 BMW Mini	11	13:41.673	1:13.352	74.204	10	72.867
3	55	Mark Stewart	1.6 BMW Mini	11	13:52.125	1:12.588	74.985	5	71.952
4	222	Finn Blaine	1.6 BMW Mini	11	13:56.102	1:14.745	72.821	2	71.610
Not classified									
DNF	35	Ryan Hogg	1.6 BMW Mini	8	10:10.318	1:14.387	73.172	2	71.347
DQ	28	Peter Bennett	1.6 BMW Mini	11	13:31.215	1:12.648	74.923	3	73.807
DQ	4	Johnny Titterington	1.6 BMW Mini	11	13:35.374	1:12.634	74.938	4	73.430
DQ	96	Darren Gilmore	1.6 BMW Mini	11	13:36.955	1:13.068	74.493	5	73.288
DQ	98	Craig Gilmore	1.6 BMW Mini	11	13:41.457	1:13.488	74.067	9	72.887

Announcements

Car 21- No transponder times recorded (Q12.8.1)

Car Nos 4,28,96 and 98 disqualified under Mini Coopers Regulations 5.8.5 and 5.8.6

Margin of Victory	Avg. Speed	Best Lap Tm	Best Speed	Best Lap by
4.372	73.257	1:12.588	74.985	55 - Mark Stewart

Results provisional until the conclusion of judicial and technical matters

Orbits

Timekeeper: D.Bradfield

Clerk of Course: Chris Edwards

Live timing available at timing.rhwright.co.uk

www.mylaps.com

Licensed to: R.H.Wright Timing

Printed: 29/04/2024 11:44:40



500MRCI Spring Race Meeting

Kirkistown Mini Coopers/Fiesta

Kirkistown 500 MRCI 1.512 miles

Race 2 (R14)

27/04/2024 17:30

Race (12:00 and 1 Laps)

11	65	26
	21	22
10	128	18
	19	20
9	888	21
	17	18
8	49	97
	15	16
7		14
	13	
6		12
	11	
5	4	
	9	10
4	222	35
	7	8
3	11	55
	5	6
2	96	98
	3	4
1	28	400
	1	2

POLE POSITION



Results provisional until the conclusion of judicial and technical matters

Orbits

Timekeeper: D.Bradfield

Clerk of Course: Chris Edwards

Live timing available at timing.rhwright.co.uk

www.mylaps.com

Printed: 27/04/2024 15:25:17

Licensed to: R.H.Wright Timing



**R.H.
Wright**



500MRCI Spring Race Meeting

Roadsports/Globals

Kirkistown 500 MRCI 1.512 miles

Qualifying (Q4)

27/04/2024 09:50

Qualifying started at 9:53:59

Lap	Lap Tm	Diff	me of Day
(641) Brian Elliott			
1	1:04.362	+2.686	1:06.2537
2	1:03.894	+2.218	1:30.431
3	1:06.251	+4.575	1:36.682
4	1:25.242	+23.566	1:01.924
5	1:43.199	+41.523	1:45.123
6	1:36.838	+35.162	1:21.961
7	1:26.541	+24.865	1:48.502
8	1:03.376	+1.700	1:51.878
9	1:04.110	+2.434	1:55.988
10	1:01.676		1:57.664
(31) Amie Black			
1	1:11.094	+9.385	1:20.405
2	1:04.083	+2.374	1:24.488
3	1:02.319	+0.610	1:26.807
4	1:01.709		1:28.516
5	1:31.439	+29.730	1:59.955
6	1:42.393	+40.684	1:42.348
7	1:37.775	+36.066	1:20.123
8	1:26.597	+24.888	1:46.720
9	1:03.076	+1.367	1:49.796
(1) Cameron Fenton			
1	1:06.358	+3.748	1:04.572
2	1:04.515	+1.905	1:46.087
3	1:06.642	+4.032	1:52.729
4	1:49.461	+46.851	1:42.190
5	2:00.199	+57.589	1:42.389
6	1:38.432	+35.822	1:20.821
7	1:03.627	+1.017	1:24.448
8	1:02.610		1:27.058
9	1:04.119	+1.509	1:31.177
(8) Peter Drennan			
1	1:16.191	+13.405	1:06.273
2	1:05.319	+2.533	1:05.592
3	1:04.628	+1.842	1:56.220
4	1:03.587	+0.801	1:59.807
5	1:49.027	+46.241	1:48.834
6	1:55.587	+52.801	1:44.421
7	1:37.322	+34.536	1:21.743
8	1:03.286	+0.500	1:25.029
9	1:02.786		1:27.815
10	1:03.763	+0.977	1:31.578
(122) Keith Rabbit			
1	1:25.534	+22.466	1:02.641
2	1:18.342	+15.274	1:20.983
3	1:04.567	+1.499	1:25.550
4	2:23.415	20.347	1:48.965
5	2:12.477	09.409	1:01.442
6	1:43.943	+40.875	1:45.385
7	1:03.784	+0.716	1:49.169
8	1:03.360	+0.292	1:52.529
9	1:03.068		1:55.597
(55) Bernard Foley			
1	1:14.520	+11.048	1:19.931
2	1:05.748	+2.276	1:25.679
3	1:05.546	+2.074	1:31.225
4	1:07.393	+3.921	1:38.618
5	1:56.849	+53.377	1:35.467
6	2:01.612	+58.140	1:37.079
7	1:35.077	+31.605	1:12.156
8	1:04.325	+0.853	1:16.481
9	1:03.472		1:19.953
10	1:03.696	+0.224	1:23.649
(120) Michael Ward			
1	1:16.863	+13.031	1:03.652
2	1:03.832		1:07.484
3	1:07.105	+3.273	1:14.589

Lap	Lap Tm	Diff	me of Day
4	1:07.124	+3.292	1:21.713
5	1:32.972	+29.140	1:54.685
6	1:57.480	+53.648	1:52.165
7	1:44.501	+40.669	1:36.666
(50) Richard Morgan			
1	1:15.201	+10.497	1:57.336
2	1:06.357	+1.653	1:43.693
3	1:06.546	+1.842	1:50.239
4	1:06.419	+1.715	1:56.658
5	1:48.684	+43.980	1:45.342
6	1:58.190	+53.486	1:43.532
7	1:41.274	+36.570	1:24.806
8	1:05.064	+0.360	1:29.870
9	1:04.704		1:34.574
10	1:04.707	+0.003	1:39.281
(7) Richard Finlay			
1	1:18.746	+13.804	1:54.919
2	1:07.818	+2.876	1:55.737
3	1:05.475	+0.533	1:01.212
4	1:15.964	+11.022	1:17.176
5	1:33.452	+28.510	1:50.628
6	1:55.452	+50.510	1:46.080
7	1:36.168	+31.226	1:22.248
8	1:05.039	+0.097	1:27.287
9	1:04.942		1:32.229
10	1:05.254	+0.312	1:37.483
(48) Ulick Burke			
1	1:16.254	+11.218	1:19.829
2	1:05.036		1:24.865
3	4:37.256	32.220	1:02.121
4	1:44.307	+39.271	1:46.428
5	1:05.096	+0.060	1:51.524
6	1:26.154	+21.118	1:17.678
(222) Charlie Linnane			
1	1:18.684	+12.757	1:28.572
2	1:07.906	+1.979	1:36.478
3	1:12.786	+6.859	1:49.264
4	1:48.165	+42.238	1:37.429
5	2:01.421	+55.494	1:38.850
6	1:35.162	+29.235	1:14.012
7	1:05.927		1:19.939
(26) Ethan Campbell			
1	1:12.487	+6.301	1:23.867
2	1:07.125	+0.939	1:30.992
3	1:06.614	+0.428	1:37.606
4	1:10.898	+4.712	1:48.504
5	1:48.215	+42.029	1:36.719
6	2:01.243	+55.057	1:37.962
7	1:34.759	+28.573	1:12.721
8	1:06.186		1:18.907
9	1:06.303	+0.117	1:25.210
10	1:06.629	+0.443	1:31.839
(46) Trevor Allen			
1	1:14.006	+7.065	1:43.350
2	1:07.388	+0.447	1:50.738
3	1:06.941		1:57.679
4	1:49.712	+42.771	1:47.391
(22) Allen Millar			
1	1:17.998	+10.661	1:43.239
2	1:10.044	+2.707	1:53.283
3	1:09.097	+1.760	1:02.380
4	1:18.345	+11.008	1:20.725
5	1:31.199	+23.862	1:51.924
6	1:56.429	+49.092	1:48.353
7	1:39.483	+32.146	1:27.836
8	1:07.944	+0.607	1:35.780
9	1:07.968	+0.631	1:43.748

Lap	Lap Tm	Diff	me of Day
10	1:07.337		1:51.085
(27) Roisin Sweeney			
1	1:08.064	+0.511	1:26.817
2	1:07.553		1:34.370
3	1:26.983	+19.430	1:01.353
4	1:42.243	+34.690	1:43.596
5	1:37.963	+30.410	1:21.559
6	1:27.171	+19.618	1:48.730
7	1:07.963	+0.410	1:56.693
8	1:09.839	+2.286	1:06.532
(303) Brian Crawford			
1	1:09.113	+1.440	1:49.907
2	1:10.505	+2.832	1:00.412
3	1:19.337	+11.664	1:19.749
4	1:31.423	+23.750	1:51.172
5	1:55.964	+48.291	1:47.136
6	1:39.163	+31.490	1:26.299
7	1:07.991	+0.318	1:34.290
8	1:07.863	+0.190	1:42.153
9	1:07.673		1:49.826
(259) Jonathan Smith			
1	1:26.318	+16.930	1:04.092
2	1:14.269	+4.881	1:18.361
3	1:16.479	+7.091	1:34.840
4	1:21.271	+11.883	0:56.111
5	1:57.041	+47.653	1:53.152
6	1:44.189	+34.801	1:37.341
7	1:11.323	+1.935	1:48.664
8	1:10.307	+0.919	1:58.971
9	1:09.388		1:08.359
(70) Conor May			
1	1:13.845		1:40.488

Results provisional until the conclusion of judicial and technical matters

Orbits

Timekeeper: D.Bradfield

Clerk of Course: Chris Edwards

Live timing available at timing.rhwright.com

www.mylaps.com

Printed: 27/04/2024 17:02:43

Licensed to: R.H.Wright Timing



500MRCI Spring Race Meeting

Sorted on best lap time

Roadsports/Globals

Kirkistown 500 MRCI 1.512 miles

Qualifying (Q4)

27/04/2024 09:50

Qualifying started at 9:53:59

Pos	No.	Name	Make	Best Tm	Diff	In Lap	Best Speed	2nd Best	In Lap
1	641	Brian Elliott	1.3 Radical Clubsport	1:01.676		10	88.252	1:03.376	8
2	31	Arnie Black	2.0 Crossle 37S	1:01.709	0.033	4	88.205	1:02.319	3
3	1	Cameron Fenton	0.6 Global Light	1:02.610	0.934	8	86.935	1:03.627	7
4	8	Peter Drennan	0.6 Global Light	1:02.786	1.110	9	86.692	1:03.286	8
5	122	Keith Rabbit	0.6 Global Light	1:03.068	1.392	9	86.304	1:03.360	8
6	55	Bernard Foley	2.0 Crossle 42S	1:03.472	1.796	9	85.755	1:03.696	10
7	120	Michael Ward	1.3 Radical PR06	1:03.832	2.156	2	85.271	1:07.105	3
8	50	Richard Morgan	1.0 Westfield Honda	1:04.704	3.028	9	84.122	1:04.707	10
9	7	Richard Finlay	0.6 Global Light	1:04.942	3.266	9	83.814	1:05.039	8
10	48	Ulick Burke	0.6 Global Light	1:05.036	3.360	2	83.692	1:05.096	5
11	222	Charlie Linnane	0.6 Global Light	1:05.927	4.251	7	82.561	1:07.906	2
12	26	Ethan Campbell	1.0 Locost Honda	1:06.186	4.510	8	82.238	1:06.303	9
13	46	Trevor Allen	1.0 GMS Honda	1:06.941	5.265	3	81.311	1:07.388	2
14	22	Allen Millar	1.0 GMS Honda	1:07.337	5.661	10	80.833	1:07.944	8
15	27	Roisin Sweeney	0.6 Global Light	1:07.553	5.877	2	80.574	1:07.963	7
16	303	Brian Crawford	1.0 Vortex Honda	1:07.673	5.997	9	80.431	1:07.863	8
17	259	Jonathan Smith	1.0 Westfield Honda	1:09.388	7.712	9	78.443	1:10.307	8
18	70	Conor May	0.6 Global Light	1:13.845	12.169	1	73.709		0
19	14	Cathal Ward	0.6 Global Light			0	-		0

Announcements

Car 14 - No transponder times recorded (Q12.8.1)

Results provisional until the conclusion of judicial and technical matters

Orbits

Timekeeper: D.Bradfield

Clerk of Course: Chris Edwards

Live timing available at timing.rhwright.co.uk

www.mylaps.com

Licensed to: R.H.Wright Timing

Printed: 27/04/2024 10:09:18



R.H. Wright



500MRCI Spring Race Meeting

Roadsports/Globals

Kirkistown 500 MRCI 1.512 miles

Race 1 (R5)

27/04/2024 13:05

Race (12:00 and 1 Laps) started at 12:24:44

Lap	Lap Tm	Diff	me of Day
(31) Amie Black			
1	1:06.363	+4.591	1:51.216
2	1:02.871	+1.099	1:54.087
3	1:02.261	+0.489	1:56.348
4	1:02.675	+0.903	1:59.023
5	1:01.925	+0.153	1:00.948
6	1:04.138	+2.366	1:05.086
7	1:03.351	+1.579	1:08.437
8	1:04.823	+3.051	1:13.260
9	1:03.019	+1.247	1:16.279
10	1:06.884	+35.112	1:53.163
11	1:02.462	+0.690	1:55.625
12	1:01.772		1:57.397
(55) Bernard Foley			
1	1:07.840	+4.357	1:53.099
2	1:03.889	+0.406	1:56.988
3	1:03.943	+0.460	1:00.931
4	1:03.898	+0.415	1:04.829
5	1:04.144	+0.661	1:08.973
6	1:03.773	+0.290	1:12.746
7	1:04.210	+0.727	1:16.956
8	1:03.779	+0.296	1:20.735
9	1:06.596	+3.113	1:27.331
10	1:30.422	+26.939	1:57.753
11	1:04.738	+1.255	1:02.491
12	1:03.483		1:05.974
(50) Richard Morgan			
1	1:07.682	+3.876	1:53.427
2	1:04.080	+0.273	1:57.507
3	1:03.823	+0.016	1:01.330
4	1:03.841	+0.034	1:05.171
5	1:04.126	+0.319	1:09.297
6	1:04.238	+0.431	1:13.535
7	1:03.842	+0.035	1:17.377
8	1:03.807		1:21.184
9	1:10.736	+6.929	1:31.920
10	1:26.206	+22.399	1:58.126
11	1:04.559	+0.752	1:02.685
12	1:03.940	+0.133	1:06.625
(8) Peter Drennan			
1	1:05.991	+3.313	1:14.603
2	1:03.361	+0.683	1:17.964
3	1:03.195	+0.517	1:21.159
4	1:02.678		1:23.837
5	1:04.716	+2.038	1:28.553
6	1:03.523	+0.845	1:32.076
7	1:03.503	+0.825	1:35.579
8	1:03.261	+0.583	1:38.840
9	1:10.645	+7.967	1:49.485
10	1:17.329	+14.651	1:06.814
11	1:03.904	+1.226	1:10.718
12	1:03.593	+0.915	1:14.311
(1) Cameron Fenton			
1	1:05.853	+3.058	1:14.453
2	1:03.252	+0.457	1:17.705
3	1:03.182	+0.387	1:20.887
4	1:02.795		1:23.682
5	1:04.488	+1.693	1:28.170
6	1:03.484	+0.689	1:31.654
7	1:03.088	+0.293	1:34.742
8	1:03.306	+0.511	1:38.048
9	1:10.990	+8.195	1:49.038
10	1:16.824	+14.029	1:05.862
11	1:04.692	+1.897	1:10.554
12	1:03.987	+1.192	1:14.541
(122) Keith Rabbit			
1	1:06.343	+3.200	1:15.060
2	1:03.241	+0.098	1:18.301

Lap	Lap Tm	Diff	me of Day
3	1:03.406	+0.263	1:21.707
4	1:03.143		1:24.850
5	1:04.765	+1.622	1:29.615
6	1:03.172	+0.029	1:32.787
7	1:03.648	+0.505	1:36.435
8	1:03.306	+0.163	1:39.741
9	1:10.405	+7.262	1:50.146
10	1:16.781	+13.638	1:06.927
11	1:04.010	+0.867	1:10.937
12	1:03.802	+0.659	1:14.739
(48) Ulick Burke			
1	1:06.852	+2.812	1:15.936
2	1:04.693	+0.653	1:20.629
3	1:04.150	+0.110	1:24.779
4	1:04.251	+0.211	1:29.030
5	1:05.518	+1.478	1:34.548
6	1:04.662	+0.622	1:39.210
7	1:04.811	+0.771	1:44.021
8	1:04.040		1:48.061
9	1:04.346	+0.306	1:52.407
10	1:15.931	+11.891	1:08.338
11	1:05.805	+1.765	1:14.143
12	1:04.271	+0.231	1:18.414
(222) Charlie Linnane			
1	1:06.740	+2.390	1:15.741
2	1:04.393	+0.043	1:20.134
3	1:04.350		1:24.484
4	1:04.953	+0.603	1:29.437
5	1:05.336	+0.986	1:34.773
6	1:06.635	+2.285	1:41.408
7	1:05.470	+1.120	1:46.878
8	1:05.232	+0.882	1:52.110
9	1:06.680	+2.330	1:58.790
10	1:09.885	+5.535	1:08.675
11	1:05.744	+1.394	1:14.419
12	1:05.991	+1.641	1:20.410
(26) Ethan Campbell			
1	1:08.880	+2.995	1:54.570
2	1:05.885		1:00.455
3	1:06.095	+0.210	1:06.550
4	1:07.169	+1.284	1:13.719
5	1:06.761	+0.876	1:20.480
6	1:06.958	+1.073	1:27.438
7	1:06.654	+0.769	1:34.092
8	1:08.013	+2.128	1:42.105
9	1:09.142	+3.257	1:51.247
10	1:16.463	+10.578	1:07.710
11	1:06.412	+0.527	1:14.122
12	1:06.588	+0.703	1:20.710
(641) Brian Elliott			
1	1:05.118	+3.808	1:49.699
2	1:02.929	+1.619	1:52.628
3	1:03.053	+1.743	1:55.681
4	1:03.090	+1.780	1:58.771
5	1:09.232	+7.922	1:08.003
6	1:02.109	+0.799	1:10.112
7	1:01.989	+0.679	1:12.101
8	1:01.475	+0.165	1:13.576
9	1:03.998	+2.688	1:17.574
10	1:36.001	+34.691	1:53.575
11	1:02.677	+1.367	1:56.252
12	1:01.310		1:57.562
(14) Cathal Ward			
1	1:10.733	+4.529	1:20.296
2	1:06.616	+0.412	1:26.912
3	1:06.533	+0.329	1:33.445
4	1:06.581	+0.377	1:40.026
5	1:06.204		1:46.230
6	1:06.459	+0.255	1:52.689

Lap	Lap Tm	Diff	me of Day
7	1:06.946	+0.742	1:59.635
8	1:07.746	+1.542	1:07.381
9	1:09.186	+2.982	1:16.567
10	1:12.045	+5.841	1:28.612
11	1:06.539	+0.335	1:35.151
12	1:06.383	+0.179	1:41.534
(7) Richard Finlay			
1	1:09.024	+3.660	1:17.839
2	1:05.921	+0.557	1:23.760
3	1:06.036	+0.672	1:29.796
4	1:06.477	+1.113	1:36.273
5	1:05.364		1:41.637
6	1:05.943	+0.579	1:47.580
7	1:06.247	+0.883	1:53.827
8	1:06.375	+1.011	1:00.202
9	1:14.554	+9.190	1:14.756
10	1:13.650	+8.286	1:28.406
11	1:06.358	+0.994	1:34.764
12	1:07.004	+1.640	1:41.768
(303) Brian Crawford			
1	1:11.959	+4.916	1:58.813
2	1:08.024	+0.981	1:06.837
3	1:08.054	+1.011	1:14.891
4	1:07.876	+0.833	1:22.767
5	1:09.330	+2.287	1:32.097
6	1:09.216	+2.173	1:41.313
7	1:08.261	+1.218	1:49.574
8	1:07.999	+0.956	1:55.573
9	1:14.832	+7.789	1:12.405
10	1:13.754	+6.711	1:26.159
11	1:07.043		1:33.202
12	1:08.893	+1.850	1:42.095
(259) Jonathan Smith			
1	1:11.974	+4.938	1:59.465
2	1:08.911	+1.875	1:08.376
3	1:07.963	+0.927	1:16.339
4	1:07.036		1:23.375
5	1:09.437	+2.401	1:32.812
6	1:09.556	+2.520	1:42.368
7	1:08.458	+1.422	1:50.826
8	1:07.349	+0.313	1:58.175
9	1:15.557	+8.521	1:13.732
10	1:13.553	+6.517	1:27.285
11	1:08.006	+0.970	1:35.291
12	1:07.643	+0.607	1:42.934
(27) Roisin Sweeney			
1	1:10.494	+4.227	1:19.924
2	1:06.267		1:26.191
3	1:06.949	+0.682	1:33.140
4	1:08.743	+2.476	1:41.883
5	1:08.895	+2.628	1:50.778
6	1:08.237	+1.970	1:59.015
7	1:08.372	+2.105	1:07.387
8	1:10.268	+4.001	1:17.655
9	1:39.576	+33.309	1:57.231
10	1:10.273	+4.006	1:07.504
11	1:13.533	+7.266	1:21.037
(22) Allen Millar			
1	1:12.140	+5.131	1:58.524
2	1:07.913	+0.904	1:06.437
3	1:08.120	+1.111	1:14.557
4	1:07.662	+0.653	1:22.219
5	1:09.527	+2.518	1:31.746
6	1:07.009		1:38.755
7	1:10.522	+3.513	1:49.277
(120) Michael Ward			
1	1:05.564	+4.262	1:50.924
2	1:01.964	+0.662	1:52.888

Results provisional until the conclusion of judicial and technical matters

Orbits

Timekeeper: D.Bradfield

Clerk of Course: Chris Edwards

Live timing available at timing.rhwright.com

www.mylaps.com

Licensed to: R.H.Wright Timing

Printed: 27/04/2024 17:02:54

Page 1/2



**R.H.
Wright**



500MRCI Spring Race Meeting

Roadsports/Globals

Kirkistown 500 MRCI 1.512 miles

Race 1 (R5)

27/04/2024 13:05

Race (12:00 and 1 Laps) started at 12:24:44

Lap	Lap Tm	Diff	me of Day
3	1:02.945	+1.643	1:55.833
4	1:01.965	+0.663	1:57.798
5	1:01.302		1:59.100

(70) Conor May

1	1:12.526		1:22.318
p2	2:49.972	37.446	1:12.290
p3	5:18.201	05.675	1:30.491
4	1:34.394	+21.868	1:04.885
5	1:15.185	+2.659	1:20.070

Lap	Lap Tm	Diff	me of Day
-----	--------	------	-----------

Lap	Lap Tm	Diff	me of Day
-----	--------	------	-----------

Results provisional until the conclusion of judicial and technical matters

Orbits

Timekeeper: D.Bradfield

Clerk of Course: Chris Edwards

Live timing available at timing.rhwright.com

www.mylaps.com

Printed: 27/04/2024 17:02:54

Licensed to: R.H.Wright Timing

Page 2/2



500MRCI Spring Race Meeting

Sorted on Laps

Roadsports/Globals

Kirkistown 500 MRCI 1.512 miles

Race 1 (R5)

27/04/2024 13:05

Race (12:00 and 1 Laps) started at 12:24:44

Pos	No.	Name	Make	Laps	Total Tm	Best Tm	Best Speed	In Lap	Avg. Speed
1	31	Arnie Black	2.0 Crossle 37S	12	13:12.816	1:01.772	88.115	12	82.385
2	641	Brian Elliott	1.3 Radical Clubsport	12	13:12.981	1:01.310	88.779	12	82.368
3	55	Bernard Foley	2.0 Crossle 42S	12	13:21.393	1:03.483	85.740	12	81.503
4	50	Richard Morgan	1.0 Westfield Honda	12	13:22.044	1:03.807	85.304	8	81.437
5	8	Peter Drennan	0.6 Global Light	12	13:29.730	1:02.678	86.841	4	80.664
6	1	Cameron Fenton	0.6 Global Light	12	13:29.960	1:02.795	86.679	4	80.641
7	122	Keith Rabbit	0.6 Global Light	12	13:30.158	1:03.143	86.201	4	80.622
8	48	Ulick Burke	0.6 Global Light	12	13:33.833	1:04.040	84.994	8	80.258
9	222	Charlie Linnane	0.6 Global Light	12	13:35.829	1:04.350	84.585	3	80.061
10	26	Ethan Campbell	1.0 Locost Honda	12	13:36.129	1:05.885	82.614	2	80.032
11	14	Cathal Ward	0.6 Global Light	12	13:56.953	1:06.204	82.216	5	78.041
12	7	Richard Finlay	0.6 Global Light	12	13:57.187	1:05.364	83.272	5	78.019
13	303	Brian Crawford	1.0 Vortex Honda	12	13:57.514	1:07.043	81.187	11	77.988
14	259	Jonathan Smith	1.0 Westfield Honda	12	13:58.353	1:07.036	81.195	4	77.910
15	27	Roisin Sweeney	0.6 Global Light	11	13:36.456	1:06.267	82.138	2	73.333

Not classified

DNF	22	Allen Millar	1.0 GMS Honda	7	8:04.696	1:07.009	81.228	6	78.608
DNF	120	Michael Ward	1.3 Radical PR06	5	5:14.519	1:01.302	88.790	5	86.529
DNF	70	Conor May	0.6 Global Light	5	12:35.489	1:12.526	75.049	1	36.023
DNF	46	Trevor Allen	1.0 GMS Honda		1.653		-	0	-

Margin of Victory	Avg. Speed	Best Lap Tm	Best Speed	Best Lap by
0.165	82.385	1:01.310	88.779	641 - Brian Elliott

Results provisional until the conclusion of judicial and technical matters

Orbits

Timekeeper: D.Bradfield

Clerk of Course: Chris Edwards

Live timing available at timing.rhwright.co.uk

www.mylaps.com

Licensed to: R.H.Wright Timing

Printed: 27/04/2024 12:41:32



500MRCI Spring Race Meeting

Roadsports/Globals

Kirkistown 500 MRCI 1.512 miles

Race 1 (R5)

27/04/2024 13:05

Race (12:00 and 1 Laps)

11	14	
	21	
10	27	70
	19	20
9	48	222
	17	18
8	122	7
	15	16
7	1	8
	13	14
6		
	11	12
5	303	259
	9	10
4	46	22
	7	8
3	50	26
	5	6
2	55	120
	3	4
1	641	31
	1	2

POLE POSITION



Results provisional until the conclusion of judicial and technical matters

Orbits

Timekeeper: D.Bradfield

Clerk of Course: Chris Edwards

Live timing available at timing.rhwright.co.uk

www.mylaps.com

Licensed to: R.H.Wright Timing

Printed: 27/04/2024 10:11:12



R.H. Wright



500MRCI Spring Race Meeting

Roadsports/Globals

Kirkistown 500 MRCI 1.512 miles

Race 2 (R12)

27/04/2024 16:30

Race (12:00 and 1 Laps) started at 14:57:02

Lap	Lap Tm	Diff	me of Day
(120) Michael Ward			
1	1:07.678	+6.799	1:11.587
2	1:03.775	+2.896	1:15.362
3	1:40.455	39.576	1:55.817
4	2:29.481	28.602	2:25.298
5	1:02.497	+1.618	1:27.795
6	1:01.861	+0.982	1:29.656
7	1:02.026	+1.147	1:31.682
8	1:01.623	+0.744	1:33.305
9	1:00.879		1:34.184
10	1:01.326	+0.447	1:35.510
11	1:02.026	+1.147	1:37.536
(46) Trevor Allen			
1	1:08.501	+5.057	1:12.583
2	1:04.294	+0.850	1:16.877
3	1:38.941	35.497	1:55.818
4	2:30.412	26.968	2:26.230
5	1:04.559	+1.115	1:30.789
6	1:03.444		1:34.233
7	1:03.799	+0.355	1:38.032
8	1:03.677	+0.233	1:41.709
9	1:04.098	+0.654	1:45.807
10	1:04.917	+1.473	1:50.724
11	1:04.815	+1.371	1:55.539
(50) Richard Morgan			
1	1:06.427	+1.894	1:09.759
2	1:04.593	+0.060	1:14.352
3	1:38.538	34.005	1:52.890
4	2:29.899	25.366	2:22.789
5	1:05.093	+0.560	1:27.882
6	1:05.063	+0.530	1:32.945
7	1:04.545	+0.012	1:37.490
8	1:05.319	+0.786	1:42.809
9	1:04.533		1:47.342
10	1:05.565	+1.032	1:52.907
11	1:05.211	+0.678	1:58.118
(55) Bernard Foley			
1	1:07.734	+4.084	1:11.022
2	1:06.435	+2.785	1:17.457
3	1:40.234	36.584	1:57.691
4	2:29.744	26.094	2:27.435
5	1:04.685	+1.035	1:32.120
6	1:03.650		1:35.770
7	1:03.719	+0.069	1:39.489
8	1:04.274	+0.624	1:43.763
9	1:03.945	+0.295	1:47.708
10	1:04.206	+0.556	1:51.914
11	1:07.490	+3.840	1:59.404
(122) Keith Rabbit			
1	1:07.029	+4.214	1:11.275
2	1:10.207	+7.392	1:51.482
3	1:18.093	15.278	1:09.575
4	2:39.924	37.109	2:49.499
5	1:03.947	+1.132	1:53.446
6	1:03.260	+0.445	1:56.706
7	1:03.276	+0.461	1:59.982
8	1:02.815		1:02.797
9	1:03.749	+0.934	1:06.546
10	1:03.877	+1.062	1:10.423
11	1:03.915	+1.100	1:14.338
(8) Peter Drennan			
1	1:06.661	+3.187	1:10.948
2	1:09.319	+5.845	1:50.267
3	1:17.565	14.091	1:07.832
4	2:41.065	37.591	2:48.897
5	1:03.799	+0.325	1:52.696
6	1:03.701	+0.227	1:56.397
7	1:03.593	+0.119	1:59.990

Lap	Lap Tm	Diff	me of Day
(1) Cameron Fenton			
8	1:03.474		1:03.464
9	1:03.887	+0.413	1:07.351
10	1:03.585	+0.111	1:10.936
11	1:04.149	+0.675	1:15.085
(48) Ulick Burke			
1	1:07.673	+4.584	1:12.325
2	1:11.300	+8.211	1:53.625
3	1:19.160	16.071	1:12.785
4	2:39.173	36.084	1:51.958
5	1:03.539	+0.450	1:55.497
6	1:03.458	+0.369	1:58.955
7	1:03.089		1:02.044
8	1:03.319	+0.230	1:05.363
9	1:03.564	+0.475	1:08.927
10	1:03.755	+0.666	1:12.682
11	1:03.600	+0.511	1:16.282
(26) Ethan Campbell			
1	1:08.631	+2.753	1:12.393
2	1:07.159	+1.281	1:19.552
3	1:40.251	34.373	1:59.803
4	2:28.217	22.339	2:28.020
5	1:05.878		1:33.898
6	1:09.090	+3.212	1:42.988
7	1:06.985	+1.107	1:49.973
8	1:08.368	+2.490	1:58.341
9	1:07.562	+1.684	1:05.903
10	1:10.784	+4.906	1:16.687
11	1:07.201	+1.323	1:23.888
(303) Brian Crawford			
1	1:09.772	+3.056	1:14.424
2	1:07.346	+0.630	1:21.770
3	1:39.138	32.422	1:00.908
4	2:28.411	21.695	2:29.319
5	1:07.877	+1.161	1:37.196
6	1:07.364	+0.648	1:44.560
7	1:06.716		1:51.276
8	1:07.507	+0.791	1:58.783
9	1:07.991	+1.275	1:06.774
10	1:10.015	+3.299	1:16.789
11	1:07.369	+0.653	1:24.158
(259) Jonathan Smith			
1	1:11.352	+4.456	1:16.746
2	1:07.682	+0.786	1:24.428
3	1:38.990	32.094	1:03.418
4	2:28.813	21.917	1:32.231
5	1:07.861	+0.965	1:40.092
6	1:07.673	+0.777	1:47.765
7	1:07.403	+0.507	1:55.168
8	1:07.142	+0.246	1:02.310
9	1:08.706	+1.810	1:11.016
10	1:07.291	+0.395	1:18.307
11	1:06.896		1:25.203
(22) Allen Miller			
1	1:10.828	+4.064	1:15.859
2	1:06.908	+0.144	1:22.767
3	1:39.382	32.618	1:02.149

Lap	Lap Tm	Diff	me of Day
(7) Richard Finlay			
4	2:29.191	22.427	1:31.340
5	1:06.764		1:38.104
6	1:07.550	+0.786	1:45.654
7	1:07.000	+0.236	1:52.654
8	1:07.265	+0.501	1:59.919
9	1:08.800	+2.036	1:08.719
10	1:08.959	+2.195	1:17.678
11	1:07.674	+0.910	1:25.352
(222) Charlie Linnane			
1	1:08.782	+3.645	1:13.250
2	1:12.039	+6.902	1:55.289
3	1:18.749	13.612	1:14.038
4	2:38.985	33.848	1:53.023
5	1:05.137		1:58.160
6	1:06.457	+1.320	1:04.617
7	1:05.370	+0.233	1:09.987
8	1:05.833	+0.696	1:15.820
9	1:05.710	+0.573	1:21.530
10	1:06.735	+1.598	1:28.265
11	1:06.357	+1.220	1:34.622
(27) Roisin Sweeney			
1	1:09.256	+3.943	1:14.172
2	1:12.396	+7.083	1:56.568
3	1:46.999	41.686	1:43.567
4	2:11.946	36.633	1:55.513
5	1:06.338	+1.025	1:01.851
6	1:06.034	+0.721	1:07.885
7	1:06.166	+0.853	1:14.051
8	1:05.819	+0.506	1:19.870
9	1:05.686	+0.689	1:21.691
10	1:06.697	+1.700	1:28.388
11	1:06.344	+1.347	1:34.732
(14) Cathal Ward			
1	1:10.424	+5.638	1:15.550
2	1:11.589	+6.803	1:57.139
3	1:47.947	43.161	1:45.086
4	2:10.683	35.897	1:55.769
5	1:06.760	+1.974	1:02.529
6	1:07.305	+2.519	1:09.834
7	1:06.866	+2.080	1:16.700
8	1:06.136	+1.350	1:22.836
9	1:04.786		1:27.622
10	1:05.012	+0.226	1:32.634
11	1:04.847	+0.061	1:37.481
(31) Amie Black			
1	1:05.703	+4.447	1:08.706
2	1:02.539	+1.283	1:11.245
3	1:41.206	39.550	1:52.451
4	2:29.278	28.022	2:12.729
5	1:04.374	+3.118	1:26.103
6	1:02.171	+0.915	1:28.274
7	1:01.688	+0.432	1:29.962
8	1:01.715	+0.459	1:31.677
9	1:01.912	+0.656	1:33.589
10	1:01.256		1:34.845
(70) Conor May			

Results provisional until the conclusion of judicial and technical matters

Orbits

Timekeeper: D.Bradfield

Clerk of Course: Chris Edwards

Live timing available at timing.rhwright.com

www.mylaps.com

Licensed to: R.H.Wright Timing

Printed: 27/04/2024 17:03:05

Page 1/2



**R.H.
Wright**



500MRCI Spring Race Meeting

Roadsports/Globals

Kirkistown 500 MRCI 1.512 miles

Race 2 (R12)

27/04/2024 16:30

Race (12:00 and 1 Laps) started at 14:57:02

Lap	Lap Tm	Diff	me of Day
1	1:14.666	+8.081	3:49.551
2	1:11.197	+4.612	3:00.748
3	1:46.423	39.838	3:47.171
4	2:09.182	02.597	3:56.353
5	1:07.394	+0.809	1:03.747
6	1:06.585		3:10.332
7	1:07.470	+0.885	3:17.802
8	1:07.660	+1.075	3:25.462
9	1:13.819	+7.234	3:39.281

Lap	Lap Tm	Diff	me of Day
-----	--------	------	-----------

Lap	Lap Tm	Diff	me of Day
-----	--------	------	-----------

Results provisional until the conclusion of judicial and technical matters

Orbits

Timekeeper: D.Bradfield

Clerk of Course: Chris Edwards

Live timing available at timing.rhwright.com

www.mylaps.com

Printed: 27/04/2024 17:03:05

Licensed to: R.H.Wright Timing

Page 2/2



500MRCI Spring Race Meeting

Sorted on Laps

Roadsports/Globals

Kirkistown 500 MRCI 1.512 miles

Race 2 (R12)

27/04/2024 16:30

Race (12:00 and 1 Laps) started at 14:57:02

Pos	No.	Name	Make	Laps	Total Tm	Best Tm	Best Speed	In Lap	Avg. Speed
Globals									
1	122	Keith Rabbit	0.6 Global Light	11	13:52.654	1:02.815	86.652	8	71.906
2	8	Peter Drennan	0.6 Global Light	11	13:53.401	1:03.474	85.752	8	71.842
3	1	Cameron Fenton	0.6 Global Light	11	13:53.437	1:02.979	86.426	6	71.839
4	48	Ulick Burke	0.6 Global Light	11	13:54.598	1:03.089	86.275	7	71.739
5	7	Richard Finlay	0.6 Global Light	11	14:12.938	1:05.137	83.563	5	70.196
6	222	Charlie Linnane	0.6 Global Light	11	14:13.048	1:04.997	83.743	5	70.187
7	27	Roisin Sweeney	0.6 Global Light	11	14:14.994	1:05.313	83.337	11	70.028
8	14	Cathal Ward	0.6 Global Light	11	14:15.797	1:04.786	84.015	9	69.962
Not classified									
DNF	70	Conor May	0.6 Global Light	9	12:17.597	1:06.585	81.745	6	66.415
Roadsports B									
1	46	Trevor Allen	1.0 GMS Honda	11	13:33.855	1:03.444	85.793	6	73.567
2	50	Richard Morgan	1.0 Westfield Honda	11	13:36.434	1:04.533	84.345	9	73.335
3	26	Ethan Campbell	1.0 Locost Honda	11	14:02.204	1:05.878	82.623	5	71.091
4	303	Brian Crawford	1.0 Vortex Honda	11	14:02.474	1:06.716	81.585	7	71.068
5	259	Jonathan Smith	1.0 Westfield Honda	11	14:03.519	1:06.896	81.365	11	70.980
6	22	Allen Millar	1.0 GMS Honda	11	14:03.668	1:06.764	81.526	5	70.968
Roadsports C									
1	120	Michael Ward	1.3 Radical PR06	11	13:15.852	1:00.879	89.407	9	75.232
2	55	Bernard Foley	2.0 Crossle 42S	11	13:37.720	1:03.650	85.515	6	73.220
Not classified									
DNF	31	Arnie Black	2.0 Crossle 37S	10	12:13.161	1:01.256	88.857	10	74.240
DNF	641	Brian Elliott	1.3 Radical Clubsport		0.000		-	0	-

Margin of Victory	Avg. Speed	Best Lap Tm	Best Speed	Best Lap by
18.003	75.232	1:00.879	89.407	120 - Michael Ward

Results provisional until the conclusion of judicial and technical matters

Orbits

Timekeeper: D.Bradfield

Clerk of Course: Chris Edwards

Live timing available at timing.rhwright.co.uk

www.mylaps.com

Licensed to: R.H.Wright Timing

Printed: 27/04/2024 15:21:14



500MRCI Spring Race Meeting

Roadsports/Globals

Kirkistown 500 MRCI 1.512 miles


Race 2 (R12)

27/04/2024 16:30

Race (12:00 and 1 Laps)

11	14	
	21	
10	27	70
	19	20
9	48	222
	17	18
8	1	7
	15	16
7	8	122
	13	14
6		
	11	12
5	22	259
	9	10
4	46	303
	7	8
3	26	120
	5	6
2	55	50
	3	4
1	31	641
	1	2

POLE POSITION



Results provisional until the conclusion of judicial and technical matters

Orbits

Timekeeper: D.Bradfield

Clerk of Course: Chris Edwards

Live timing available at timing.rhwright.co.uk

www.mylaps.com

Licensed to: R.H.Wright Timing

Printed: 27/04/2024 10:12:12



**R.H.
Wright**



500MRCI Spring Superkart Race Meeting

Superkarts

Kirkistown 500 MRCI 1.512 miles

Qualifying (Q6)

27/04/2024 10:30

Qualifying started at 10:27:34

Lap	Lap Tm	Diff	me of Day
(43) Brian Jones			
p1	4:19.853	23.377	3:11.722
2	1:04.008	+7.532	1:15.730
3	57.015	+0.539	1:12.745
4	56.476		1:09.221
(3) Liam Fox			
1	1:11.270	+14.689	1:17.155
2	1:05.213	+8.632	1:22.368
3	58.257	+1.676	1:20.625
4	59.738	+3.157	1:20.363
5	57.360	+0.779	1:17.723
6	56.681		1:14.304
7	56.725	+0.144	1:11.029
(40) Aaron Newell			
1	58.998	+2.182	1:51.161
2	57.187	+0.371	1:48.348
3	56.816		1:45.164
4	57.036	+0.220	1:42.200
5	57.531	+0.715	1:39.731
6	57.985	+1.169	1:37.716
7	56.968	+0.152	1:34.684
(83) Colin Menary			
p1	2:51.630	51.433	1:45.163
2	1:12.857	+12.660	1:58.020
3	1:02.291	+2.094	1:40.311
4	1:00.197		1:00.508
5	1:00.829	+0.632	1:01.337
6	1:01.699	+1.502	1:03.036
7	1:00.628	+0.431	1:03.664
(99) Stuart Coey			
1	1:04.741	+1.612	1:02.755
2	1:04.496	+1.367	1:07.251
3	1:03.970	+0.841	1:11.221
4	1:03.959	+0.830	1:15.180
5	1:03.960	+0.831	1:19.140
6	1:03.604	+0.475	1:22.744
7	1:03.549	+0.420	1:26.293
8	1:03.428	+0.299	1:29.721
9	1:03.129		1:32.850
(74) Jonathan Bell			
1	1:04.997	+0.599	1:06.586
2	1:04.489	+0.091	1:11.075
3	3:08.671	04.273	1:19.746
4	1:06.028	+1.630	1:25.774
5	1:04.398		1:30.172
6	1:05.494	+1.096	1:35.666
(17) Scott Greenaway			
1	1:07.345	+2.826	1:10.353
2	1:04.666	+0.147	1:15.019
3	1:04.519		1:19.538
(25) Noel Lindsay			
1	1:08.089	+2.994	1:16.152
2	1:05.972	+0.877	1:22.124
3	1:05.095		1:27.219
4	1:05.792	+0.697	1:33.011
5	1:05.528	+0.433	1:38.539
6	1:05.159	+0.064	1:43.698
(19) Philip Mills			
1	1:10.964	+5.241	1:23.339
2	1:07.673	+1.950	1:31.012
3	1:06.104	+0.381	1:37.116
4	1:05.934	+0.211	1:43.050
5	1:05.723		1:48.773
6	1:06.522	+0.799	1:55.295

Lap	Lap Tm	Diff	me of Day
(86) Eoin Ryan			
1	1:24.637	+12.176	1:50.609
2	1:25.064	+12.603	1:15.673
3	1:20.157	+7.696	1:35.830
4	1:15.152	+2.691	1:50.982
5	1:12.461		1:03.443

Lap	Lap Tm	Diff	me of Day
-----	--------	------	-----------

Results provisional until the conclusion of judicial and technical matters

Orbits

Timekeeper: D.Bradfield

Clerk of Course: Chris Edwards

www.mylaps.com

Live timing available at timing.rhwright.

Licensed to: R.H.Wright Timing

Printed: 28/04/2024 13:08:58



500MRCI Spring Superkart Race Meeting

Sorted on best lap time

Superkarts

Kirkistown 500 MRCI 1.512 miles

Qualifying (Q6)

27/04/2024 10:30

Qualifying started at 10:27:34

Pos	No.	Name	Make	Best Tm	Diff	In Lap	Best Speed	2nd Best	In Lap
1	43	Brian Jones	Anderson PVP	56.476		4	96.378	57.015	3
2	3	Liam Fox	Anderson FPE	56.581	0.105	6	96.199	56.725	7
3	40	Aaron Newell	Anderson VM	56.816	0.340	3	95.801	56.968	7
4	83	Colin Menary	Anderson FPE	1:00.197	3.721	4	90.420	1:00.628	7
5	99	Stuart Coey	Anderson Vortex	1:03.129	6.653	9	86.221	1:03.428	8
6	74	Jonathan Bell	Anderson IAME	1:04.398	7.922	5	84.522	1:04.489	2
7	17	Scott Greenaway	Anderson TMR	1:04.519	8.043	3	84.363	1:04.666	2
8	25	Noel Lindsay	F1 TM	1:05.095	8.619	3	83.617	1:05.159	6
9	19	Philip Mills	Anderson Maverick	1:05.723	9.247	5	82.818	1:05.934	4
10	86	Eoin Ryan	Anderson TM	1:12.461	15.985	5	75.117	1:15.152	4
11	72	Richard Dewart	Anderson VM/RW			0	-		0
12	51	Geoffrey Simms	F1 TM			0	-		0
13	53	Alan Crossen	Anderson VM			0	-		0

Announcements

Car 53 - No transponder times recorded (Q12.8.1)

Results provisional until the conclusion of judicial and technical matters

Orbits

Timekeeper: D.Bradfield

Clerk of Course: Chris Edwards

Live timing available at timing.rhwright.co.uk

www.mylaps.com

Licensed to: R.H.Wright Timing

Printed: 27/04/2024 10:41:08



**R.H.
Wright**



500MRCI Spring Superkart Race Meeting

Superkarts

Kirkistown 500 MRCI 1.512 miles

Race 1 (R4)

27/04/2024 12:40

Race (8:00 and 1 Laps) started at 12:07:15

Lap	Lap Tm	Diff	me of Day
-----	--------	------	-----------

(53) Alan Crossen

1	1:00.707	+4.834	1:16.143
2	56.714	+0.841	1:12.857
3	55.901	+0.028	1:08.758
4	56.143	+0.270	1:04.901
5	55.873		1:00.774
6	56.543	+0.670	1:57.317
7	56.465	+0.592	1:53.782
8	55.953	+0.080	1:49.735
9	56.644	+0.771	1:46.379
10	56.407	+0.534	1:42.786

(3) Liam Fox

1	59.062	+2.726	1:14.343
2	56.626	+0.290	1:10.969
3	56.507	+0.171	1:07.476
4	56.336		1:03.812
5	56.756	+0.420	1:00.568
6	56.620	+0.284	1:57.188
7	57.192	+0.856	1:54.380
8	56.359	+0.023	1:50.739
9	57.296	+0.960	1:48.035
10	57.176	+0.840	1:45.211

(40) Aaron Newell

1	1:00.764	+4.824	1:16.005
2	57.338	+1.398	1:13.343
3	56.703	+0.763	1:10.046
4	56.792	+0.852	1:06.838
5	56.441	+0.501	1:03.279
6	56.665	+0.725	1:59.944
7	56.400	+0.460	1:56.344
8	55.940		1:52.284
9	56.589	+0.649	1:48.873
10	56.867	+0.927	1:45.740

(72) Richard Dewart

1	1:00.790	+3.613	1:16.245
2	57.575	+0.398	1:13.820
3	57.645	+0.468	1:11.465
4	57.515	+0.338	1:08.980
5	57.177		1:06.157
6	57.359	+0.182	1:03.516
7	57.372	+0.195	1:00.888
8	57.793	+0.616	1:58.681
9	57.574	+0.397	1:56.255
10	57.976	+0.799	1:54.231

(83) Colin Menary

1	1:02.440	+3.833	1:17.838
2	59.550	+0.943	1:17.388
3	58.607		1:15.995
4	59.471	+0.864	1:15.466
5	1:00.277	+1.670	1:15.743
6	59.362	+0.755	1:15.105
7	59.317	+0.710	1:14.422
8	58.864	+0.257	1:13.286
9	58.875	+0.268	1:12.161
10	59.627	+1.020	1:11.788

(99) Stuart Coey

1	1:04.137	+1.031	1:20.349
2	1:03.161	+0.055	1:23.510
3	1:03.276	+0.170	1:26.786
4	1:03.119	+0.013	1:29.905
5	1:03.223	+0.117	1:33.128
6	1:03.106		1:36.234
7	1:03.433	+0.327	1:39.667
8	1:03.303	+0.197	1:42.970
9	1:03.228	+0.122	1:46.198

(74) Jonathan Bell

1	1:06.923	+3.487	1:23.483
---	----------	--------	----------

Lap	Lap Tm	Diff	me of Day
-----	--------	------	-----------

2	1:04.886	+1.450	1:28.369
3	1:03.778	+0.342	1:32.147
4	1:04.082	+0.646	1:36.229
5	1:03.436		1:39.665
6	1:03.689	+0.253	1:43.354
7	1:03.784	+0.348	1:47.138
8	1:03.908	+0.472	1:51.046
9	1:04.026	+0.590	1:55.072

(17) Scott Greenaway

1	1:07.299	+3.860	1:23.859
2	1:04.869	+1.430	1:28.728
3	1:03.775	+0.336	1:32.503
4	1:03.814	+0.375	1:36.317
5	1:03.480	+0.041	1:39.797
6	1:03.698	+0.259	1:43.495
7	1:03.439		1:46.934
8	1:03.786	+0.347	1:50.720
9	1:04.362	+0.923	1:55.082

(25) Noel Lindsay

1	1:06.753	+3.401	1:23.279
2	1:04.822	+1.470	1:28.101
3	1:04.689	+1.337	1:32.790
4	1:03.886	+0.534	1:36.676
5	1:03.352		1:40.028
6	1:03.568	+0.216	1:43.596
7	1:03.884	+0.532	1:47.480
8	1:03.825	+0.473	1:51.305
9	1:09.051	+5.699	1:00.356

(51) Geoffrey Simms

1	1:16.763	+10.955	1:33.954
2	1:15.532	+9.724	1:49.486
3	1:07.908	+2.100	1:57.394
4	1:06.504	+0.696	1:03.898
5	1:08.943	+3.135	1:12.841
6	1:07.195	+1.387	1:20.036
7	1:07.144	+1.336	1:27.180
8	1:06.354	+0.546	1:33.534
9	1:05.808		1:39.342

(43) Brian Jones

p1	2:52.242	55.185	1:07.415
2	1:11.278	+14.221	1:18.693
3	57.622	+0.565	1:16.315
4	59.201	+2.144	1:15.516
5	58.719	+1.662	1:14.235
6	57.813	+0.756	1:12.048
7	57.168	+0.111	1:09.216
8	57.057		1:06.273

(86) Eoin Ryan

1	1:07.418	+3.374	1:23.942
2	1:04.483	+0.439	1:28.425
3	1:04.543	+0.499	1:32.968
4	1:04.044		1:37.012

Results provisional until the conclusion of judicial and technical matters

Orbits

Timekeeper: D.Bradfield

Clerk of Course: Chris Edwards

Live timing available at timing.rhwright.com

www.mylaps.com

Licensed to: R.H.Wright Timing

Printed: 28/04/2024 13:09:13



500MRCI Spring Superkart Race Meeting

Sorted on Laps

Superkarts

Kirkistown 500 MRCI 1.512 miles

Race 1 (R4)

27/04/2024 12:40

Race (8:00 and 1 Laps) started at 12:07:15

Pos	No.	Name	Make	Laps	Total Tm	Best Tm	Best Speed	In Lap	Avg. Speed
125 Superkart									
1	99	Stuart Coey	Anderson Vortex	9	9:31.025	1:03.106	86.252	6	85.788
2	74	Jonathan Bell	Anderson IAME	9	9:39.899	1:03.436	85.803	5	84.475
3	17	Scott Greenaway	Anderson TMR	9	9:39.909	1:03.439	85.799	7	84.474
4	25	Noel Lindsay	F1 TM	9	9:45.183	1:03.352	85.917	5	83.713
5	51	Geoffrey Simms	F1 TM	9	10:24.169	1:05.808	82.711	9	78.484
Not classified									
DNF	86	Eoin Ryan	Anderson TM	4	4:21.839	1:04.044	84.989	4	83.151
DNS	19	Philip Mills	Anderson Maverick				-	0	-
250 Superkart									
1	53	Alan Crossen	Anderson VM	10	9:27.613	55.873	97.418	5	95.893
2	3	Liam Fox	Anderson FPE	10	9:30.038	56.336	96.617	4	95.485
3	40	Aaron Newell	Anderson VM	10	9:30.567	55.940	97.301	8	95.397
4	72	Richard Dewart	Anderson VM/RW	10	9:39.058	57.177	95.196	5	93.998
5	83	Colin Menary	Anderson FPE	10	9:56.615	58.607	92.873	3	91.232
6	43	Brian Jones	Anderson PVP	8	9:51.100	57.057	95.396	8	73.666

Margin of Victory	Avg. Speed	Best Lap Tm	Best Speed	Best Lap by
2.425	95.893	55.873	97.418	53 - Alan Crossen

Results provisional until the conclusion of judicial and technical matters

Orbits

Timekeeper: D.Bradfield

Clerk of Course: Chris Edwards

Live timing available at timing.rhwright.co.uk

www.mylaps.com

Licensed to: R.H.Wright Timing

Printed: 27/04/2024 12:18:08



500MRCI Spring Superkart Race Meeting

Superkarts

Kirkistown 500 MRCI 1.512 miles

Race 1 (R4)

27/04/2024 12:40

Race (8:00 and 1 Laps)

8	51	
	15	
7	19	86
	13	14
6	17	25
	11	12
5	99	74
	9	10
4		
	7	8
3	72	53
	5	6
2	40	83
	3	4
1	43	3
	1	2

POLE POSITION



Results provisional until the conclusion of judicial and technical matters

Orbits

Timekeeper: D.Bradfield

Clerk of Course: Chris Edwards

Live timing available at timing.rhwright.co.uk

www.mylaps.com

Printed: 27/04/2024 10:50:11

Licensed to: R.H.Wright Timing



**R.H.
Wright**



500MRCI Spring Superkart Race Meeting

Superkarts

Kirkistown 500 MRCI 1.512 miles

Race 2 (R8)

27/04/2024 14:35

Race (8:00 and 1 Laps) started at 13:32:55

Lap	Lap Tm	Diff	me of Day
(53) Alan Crossen			
1	1:01.652	+5.493	1:56.812
2	57.643	+1.484	1:54.455
3	56.530	+0.371	1:50.985
4	56.251	+0.092	1:47.236
5	56.159		1:43.395
6	56.508	+0.349	1:39.903
7	56.540	+0.381	1:36.443
8	56.946	+0.787	1:33.389
9	57.605	+1.446	1:30.994
10	57.801	+1.642	1:28.795
(72) Richard Dewart			
1	1:00.678	+3.712	1:56.280
2	58.053	+1.087	1:54.333
3	57.046	+0.080	1:51.379
4	57.225	+0.259	1:48.604
5	56.966		1:45.570
6	57.415	+0.449	1:42.985
7	57.909	+0.943	1:40.894
8	57.703	+0.737	1:38.597
9	57.442	+0.476	1:36.039
10	58.329	+1.363	1:34.368
(83) Colin Menary			
1	1:01.232	+2.420	1:56.310
2	59.161	+0.349	1:55.471
3	59.216	+0.404	1:54.687
4	59.148	+0.336	1:53.835
5	58.923	+0.111	1:52.758
6	59.560	+0.748	1:52.318
7	58.812		1:51.130
8	59.494	+0.682	1:50.624
9	1:01.399	+2.587	1:52.023
10	1:00.271	+1.459	1:52.294
(99) Stuart Coey			
1	1:04.008	+1.415	1:59.919
2	1:02.593		1:02.512
3	1:02.873	+0.280	1:05.385
4	1:02.921	+0.328	1:08.306
5	1:02.599	+0.006	1:10.905
6	1:02.866	+0.273	1:13.771
7	1:02.766	+0.173	1:16.537
8	1:02.812	+0.219	1:19.349
9	1:02.905	+0.312	1:22.254
10	1:03.036	+0.443	1:25.290
(74) Jonathan Bell			
1	1:04.670	+1.781	1:00.770
2	1:02.889		1:03.659
3	1:03.149	+0.260	1:06.808
4	1:02.949	+0.060	1:09.757
5	1:03.136	+0.247	1:12.893
6	1:03.092	+0.203	1:15.985
7	1:03.036	+0.147	1:19.021
8	1:03.392	+0.503	1:22.413
9	1:03.470	+0.581	1:25.883
10	1:03.729	+0.840	1:29.612
(86) Eoin Ryan			
1	1:06.615	+2.836	1:03.070
2	1:04.147	+0.368	1:07.217
3	1:04.731	+0.952	1:11.948
4	1:04.818	+1.039	1:16.766
5	1:04.158	+0.379	1:20.924
6	1:04.418	+0.639	1:25.342
7	1:03.779		1:29.121
8	1:04.209	+0.430	1:33.330
9	1:03.794	+0.015	1:37.124
(25) Noel Lindsay			
1	1:06.002	+2.165	1:02.336

Lap	Lap Tm	Diff	me of Day
2	1:04.585	+0.748	1:06.921
3	1:05.165	+1.328	1:12.086
4	1:04.758	+0.921	1:16.844
5	1:04.679	+0.842	1:21.523
6	1:03.989	+0.152	1:25.512
7	1:03.837		1:29.349
8	1:04.680	+0.823	1:34.009
9	1:04.469	+0.632	1:38.478
(51) Geoffrey Simms			
1	2:23.251	17.553	1:20.279
2	1:08.263	+2.565	1:28.542
3	1:07.333	+1.635	1:35.875
4	1:06.186	+0.488	1:42.061
5	1:05.698		1:47.759
6	1:09.875	+4.177	1:57.634
7	1:07.199	+1.501	1:04.833
8	1:06.274	+0.576	1:11.107
(17) Scott Greenaway			
1	1:05.576	+2.779	1:01.997
2	1:03.001	+0.204	1:04.998
3	1:02.797		1:07.795
4	1:03.231	+0.434	1:11.026
5	1:02.910	+0.113	1:13.936
6	1:02.969	+0.172	1:16.905
(40) Aaron Newell			
1	1:00.936	+4.410	1:56.169
2	57.376	+0.850	1:53.545
3	56.526		1:50.071
4	56.599	+0.073	1:46.670
5	56.527	+0.001	1:43.197
(43) Brian Jones			
1	59.863		1:55.347
2	1:00.513	+0.650	1:55.860

Lap	Lap Tm	Diff	me of Day
-----	--------	------	-----------

Results provisional until the conclusion of judicial and technical matters

Orbits

Timekeeper: D.Bradfield

Clerk of Course: Chris Edwards

www.mylaps.com

Live timing available at timing.rhwright.

Licensed to: R.H.Wright Timing

Printed: 28/04/2024 13:09:27



500MRCI Spring Superkart Race Meeting

Sorted on Laps

Superkarts

Kirkistown 500 MRCI 1.512 miles

Race 2 (R8)

27/04/2024 14:35

Race (8:00 and 1 Laps) started at 13:32:55

Pos	No.	Name	Make	Laps	Total Tm	Best Tm	Best Speed	In Lap	Avg. Speed
125 Superkart									
1	99	Stuart Coey	Anderson Vortex	10	10:30.212	1:02.593	86.959	2	86.368
2	74	Jonathan Bell	Anderson IAME	10	10:34.534	1:02.889	86.550	2	85.780
3	86	Eoin Ryan	Anderson TM	9	9:42.046	1:03.779	85.342	7	84.164
4	25	Noel Lindsay	F1 TM	9	9:43.400	1:03.837	85.264	7	83.968
5	51	Geoffrey Simms	F1 TM	8	10:16.029	1:05.698	82.849	5	70.685
Not classified									
DNF	17	Scott Greenaway	Anderson TMR	6	6:21.827	1:02.797	86.676	3	85.531
DNF	19	Philip Mills	Anderson Maverick				-	0	-
250 Superkart									
1	53	Alan Crossen	Anderson VM	10	9:33.717	56.159	96.922	5	94.873
2	72	Richard Dewart	Anderson VM/RW	10	9:39.290	56.966	95.549	5	93.960
3	83	Colin Menary	Anderson FPE	10	9:57.216	58.812	92.549	7	91.140
Not classified									
DNF	40	Aaron Newell	Anderson VM	5	4:48.119	56.526	96.292	3	94.458
DNF	43	Brian Jones	Anderson PVP	2	2:00.782	59.863	90.925	1	90.130
DNF	3	Liam Fox	Anderson FPE		0.059		-	0	-

Margin of Victory	Avg. Speed	Best Lap Tm	Best Speed	Best Lap by
5.573	94.873	56.159	96.922	53 - Alan Crossen

Results provisional until the conclusion of judicial and technical matters

Orbits

Timekeeper: D.Bradfield

Clerk of Course: Chris Edwards

Live timing available at timing.rhwright.co.uk

www.mylaps.com

Licensed to: R.H.Wright Timing

Printed: 27/04/2024 13:44:03



500MRCI Spring Superkart Race Meeting

Superkarts

Kirkistown 500 MRCI 1.512 miles

Race 2 (R8)

27/04/2024 14:35

Race (8:00 and 1 Laps)

8	19	
	15	
7	51	86
	13	14
6	17	25
	11	12
5	99	74
	9	10
4		
	7	8
3	83	43
	5	6
2	40	72
	3	4
1	53	3
	1	2

POLE POSITION



Results provisional until the conclusion of judicial and technical matters

Orbits

Timekeeper: D.Bradfield

Clerk of Course: Chris Edwards

Live timing available at timing.rhwright.co.uk

www.mylaps.com

Printed: 27/04/2024 12:20:37

Licensed to: R.H.Wright Timing



**R.H.
Wright**



500MRCI Spring Superkart Race Meeting

Superkarts

Kirkistown 500 MRCI 1.512 miles

Race 3 (R15)

27/04/2024 18:00

Race (8:00 and 1 Laps) started at 16:12:52

Lap	Lap Tm	Diff	me of Day
(53) Alan Crossen			
1	58.936	+2.698	:51.020
2	56.740	+0.502	:47.760
3	56.549	+0.311	:44.309
4	56.324	+0.086	:40.633
5	56.243	+0.005	:36.876
6	56.344	+0.106	:33.220
7	57.135	+0.897	:30.355
8	56.238		:26.593
9	56.980	+0.742	:23.573
10	56.717	+0.479	:20.290
(3) Liam Fox			
1	59.971	+3.561	:52.328
2	57.322	+0.912	:49.650
3	56.700	+0.290	:46.350
4	56.648	+0.238	:42.998
5	56.410		:39.408
6	56.641	+0.231	:36.049
7	56.559	+0.149	:32.608
8	56.500	+0.090	:29.108
9	57.123	+0.713	:26.231
10	57.105	+0.695	:23.336
(40) Aaron Newell			
1	59.641	+3.767	:51.826
2	56.897	+1.023	:48.723
3	56.512	+0.638	:45.235
4	55.874		:41.109
5	56.288	+0.414	:37.397
6	56.134	+0.260	:33.531
7	56.374	+0.500	:29.905
8	56.373	+0.499	:26.278
9	1:00.030	+4.156	:26.308
10	57.412	+1.538	:23.720
(72) Richard Dewart			
1	1:00.351	+2.836	:52.670
2	57.898	+0.383	:50.568
3	57.760	+0.245	:48.328
4	57.515		:45.843
5	57.856	+0.341	:43.699
6	58.128	+0.613	:41.827
7	57.807	+0.292	:39.634
8	59.070	+1.555	:38.704
9	58.154	+0.639	:36.858
10	59.146	+1.631	:36.004
(99) Stuart Coey			
1	1:03.540	+0.852	:56.579
2	1:03.008	+0.320	:59.587
3	1:02.924	+0.236	:02.511
4	1:02.688		:05.199
5	1:02.757	+0.069	:07.956
6	1:02.736	+0.048	:10.692
7	1:02.779	+0.091	:13.471
8	1:02.841	+0.153	:16.312
9	1:03.183	+0.495	:19.495
10	1:02.981	+0.293	:22.476
(17) Scott Greenaway			
1	1:06.138	+2.971	:59.949
2	1:04.601	+1.434	:04.550
3	1:03.925	+0.758	:08.475
4	1:03.187	+0.020	:11.662
5	1:03.608	+0.441	:15.270
6	1:03.168	+0.001	:18.438
7	1:03.167		:21.605
8	1:03.623	+0.456	:25.228
9	1:03.360	+0.193	:28.588
(25) Noel Lindsay			
1	1:06.130	+2.663	:59.815

Lap	Lap Tm	Diff	me of Day
2	1:04.321	+0.854	:04.136
3	1:04.310	+0.843	:08.446
4	1:03.967	+0.500	:12.413
5	1:03.467		:15.880
6	1:03.580	+0.113	:19.460
7	1:03.594	+0.127	:23.054
8	1:04.844	+1.377	:27.898
9	1:04.234	+0.767	:32.132
(86) Eoin Ryan			
1	1:05.983	+2.023	:59.430
2	1:05.122	+1.162	:04.552
3	1:05.258	+1.298	:09.810
4	1:03.960		:13.770
5	1:04.481	+0.521	:18.251
6	1:04.954	+0.994	:23.205
7	1:05.401	+1.441	:28.606
8	1:05.094	+1.134	:33.700
9	1:05.122	+1.162	:38.822
(51) Geoffrey Simms			
1	1:11.952	+5.970	:05.796
2	1:06.762	+0.780	:12.558
3	1:05.982		:18.540
4	1:06.481	+0.499	:25.021
5	1:06.682	+0.700	:31.703
6	1:06.972	+0.990	:38.675
7	1:07.197	+1.215	:45.872
8	1:06.349	+0.367	:52.221
9	1:06.313	+0.331	:58.534
(83) Colin Menary			
1	1:00.791	+1.242	:53.197
2	59.549		:52.746
3	1:01.677	+2.128	:54.423
4	1:00.131	+0.582	:54.554
5	59.655	+0.106	:54.209
6	1:01.012	+1.463	:55.221
(74) Jonathan Bell			
1	1:05.510	+2.124	:59.378
2	1:03.386		:02.764
(43) Brian Jones			
1	59.469		:51.858

Lap	Lap Tm	Diff	me of Day
-----	--------	------	-----------

Results provisional until the conclusion of judicial and technical matters

Orbits

Timekeeper: D.Bradfield

Clerk of Course: Chris Edwards

www.mylaps.com

Live timing available at timing.rhwright.

Licensed to: R.H.Wright Timing

Printed: 28/04/2024 13:09:38



500MRCI Spring Superkart Race Meeting

Sorted on Laps

Superkarts

Kirkistown 500 MRCI 1.512 miles

Race 3 (R15)

27/04/2024 18:00

Race (8:00 and 1 Laps) started at 16:12:52

Pos	No.	Name	Make	Laps	Total Tm	Best Tm	Best Speed	In Lap	Avg. Speed
125 Superkart									
1	99	Stuart Coey	Anderson Vortex	10	10:30.392	1:02.688	86.827	4	86.343
2	17	Scott Greenaway	Anderson TMR	9	9:36.504	1:03.167	86.169	7	84.973
3	25	Noel Lindsay	F1 TM	9	9:40.048	1:03.467	85.761	5	84.454
4	86	Eoin Ryan	Anderson TM	9	9:46.738	1:03.960	85.100	4	83.491
5	51	Geoffrey Simms	F1 TM	9	10:06.450	1:05.982	82.492	3	80.777
Not classified									
DNF	74	Jonathan Bell	Anderson IAME	2	2:10.680	1:03.386	85.871	2	83.303
DNS	19	Philip Mills	Anderson Maverick				-	0	-
250 Superkart									
1	53	Alan Crossen	Anderson VM	10	9:28.206	56.238	96.785	8	95.793
2	3	Liam Fox	Anderson FPE	10	9:31.252	56.410	96.490	5	95.282
3	40	Aaron Newell	Anderson VM	10	9:31.636	55.874	97.416	4	95.218
4	72	Richard Dewart	Anderson VM/RW	10	9:43.920	57.515	94.637	4	93.215
Not classified									
DNF	83	Colin Menary	Anderson FPE	6	6:03.137	59.549	91.404	2	89.933
DNF	43	Brian Jones	Anderson PVP	1	59.774	59.469	91.527	1	91.060

Margin of Victory	Avg. Speed	Best Lap Tm	Best Speed	Best Lap by
3.046	95.793	55.874	97.416	40 - Aaron Newell

Results provisional until the conclusion of judicial and technical matters

Orbits

Timekeeper: D.Bradfield

Clerk of Course: Chris Edwards

Live timing available at timing.rhwright.co.uk

www.mylaps.com

Printed: 27/04/2024 16:23:38

Licensed to: R.H.Wright Timing



500MRCI Spring Superkart Race Meeting

Superkarts

Kirkistown 500 MRCI 1.512 miles


Race 3 (R15)

27/04/2024 18:00

Race (8:00 and 1 Laps)

8	19	
	15	
7	51	17
	13	14
6	86	25
	11	12
5	99	74
	9	10
4		8
3	43	3
	5	6
2	83	40
	3	4
1	53	72
	1	2

POLE POSITION



Results provisional until the conclusion of judicial and technical matters

Orbits

Timekeeper: D.Bradfield

Clerk of Course: Chris Edwards

Live timing available at timing.rhwright.co.uk

www.mylaps.com

Printed: 27/04/2024 13:45:24

Licensed to: R.H.Wright Timing