



BARC Bishops court Kart Meeting

Sorted on best lap time

Superkarts

Bishops court Circuit (N.I) 1.824 miles

Superkarts (Heat 1) Q1

11/05/2019 10:30

Qualifying (8 Laps) started at 10:37:55

Pos	No.	First Name	Last Name	Make	Best Tm	Diff	In Lap	Best Speed	2nd Best	2nd Lap
125 Superkart										
1	53	Alan	Crossen	125 Superkart	1:10.699		6	92.878	1:11.162	5
2	43	Brian	Jones	125 Superkart	1:11.949	1.250	6	91.265	1:12.079	5
3	NI	Aaron	Newell	125 Superkart	1:12.178	1.479	6	90.975	1:12.288	4
4	10	Jack	Irvine	125 Superkart	1:12.610	1.911	2	90.434	1:12.677	3
5	74	Jonathan	Bell	125 Superkart	1:12.648	1.949	4	90.387	1:12.748	2
6	54	Peter	Crossen	125 Superkart	1:13.260	2.561	2	89.631	1:14.651	1
7	17	Scott	Greenaway	125 Superkart	1:14.523	3.824	3	88.112	1:14.590	6
8	75	Peter	Bell	125 Superkart	1:16.288	5.589	4	86.074	1:17.597	3
9	45	Robert	Martin	125 Superkart	1:16.371	5.672	4	85.980	1:16.378	6
250 Superkart										
1	32	Mathew	McGaffin	250 Superkart	1:06.924		6	98.117	1:07.531	5
2	IGP	Liam	Fox	250 Div1 Superkart	1:07.182	0.258	3	97.740	1:07.229	4
3	27	Alan	Witherow	250 Div1 Superkart	1:07.494	0.570	4	97.289	1:09.539	1
4	99	Stuart	Coey	250 Div 1 Superkart	1:09.464	2.540	2	94.530	1:13.624	1
5	83	Colin	Menary	250 Div1 Superkart	1:11.030	4.106	6	92.445	1:11.854	5
6	62	Colin	Armstrong	250 Div 1 Superkart	1:11.491	4.567	3	91.849	1:11.936	1

Results provisional until the conclusion of judicial and technical matters

Orbits

Chief Timekeeper

Clerk of the Course

D. Brudford

www.mylaps.com

Licensed to: R.H.Wright Timing

Printed: 11/05/2019 10:48:43

timing.rhwright.co.uk



BARC Bishopscourt Kart Meeting

Superkarts

Bishopscourt Circuit (N.I) 1.824 miles

Superkarts (Heat 1) Q1

11/05/2019 10:30

Qualifying (8 Laps) started at 10:37:55

Lap	Lap Tm	Diff	Time of Day
(32) Mathew McGaffin			
1	1:08.965	+2.041	10:39:10.771
p2	2:15.555	+1:08.631	10:41:26.326
3	1:16.584	+9.680	10:42:42.910
4	1:08.186	+1.262	10:43:51.096
5	1:07.531	+0.607	10:44:58.627
6	1:06.924		10:46:05.551

Lap	Lap Tm	Diff	Time of Day
(IGP) Liam Fox			
1	1:10.729	+3.547	10:39:19.901
2	1:07.890	+0.708	10:40:27.791
3	1:07.182		10:41:34.973
4	1:07.229	+0.047	10:42:42.202

Lap	Lap Tm	Diff	Time of Day
(27) Alan Witherow			
1	1:09.539	+2.045	10:39:13.668
p2	1:25.233	+17.739	10:40:38.901
3	1:39.279	+31.785	10:42:18.180
4	1:07.494		10:43:25.674

Lap	Lap Tm	Diff	Time of Day
(99) Stuart Coey			
1	1:13.624	+4.160	10:45:06.687
2	1:09.464		10:46:16.151

Lap	Lap Tm	Diff	Time of Day
(53) Alan Crossen			
1	1:12.841	+2.142	10:39:26.965
p2	1:19.330	+8.631	10:40:46.295
3	1:49.548	+38.849	10:42:35.843
4	1:11.591	+0.892	10:43:47.434
5	1:11.162	+0.463	10:44:58.596
6	1:10.699		10:46:09.295

Lap	Lap Tm	Diff	Time of Day
(83) Colin Menary			
1	1:18.887	+7.857	10:39:20.665
2	1:15.455	+4.425	10:40:36.120
3	1:13.804	+2.774	10:41:49.924
4	1:13.147	+2.117	10:43:03.071
5	1:11.854	+0.824	10:44:14.925
6	1:11.030		10:45:25.955
7	1:12.627	+1.597	10:46:38.582

Lap	Lap Tm	Diff	Time of Day
(62) Colin Armstrong			
1	1:11.936	+0.445	10:39:10.544
2	1:11.988	+0.497	10:40:22.532
3	1:11.491		10:41:34.023

Lap	Lap Tm	Diff	Time of Day
(43) Brian Jones			
1	1:13.904	+1.955	10:39:29.846
2	1:13.328	+1.379	10:40:43.174
3	1:12.900	+0.951	10:41:56.074
4	1:13.173	+1.224	10:43:09.247
5	1:12.079	+0.130	10:44:21.326
6	1:11.949		10:45:33.275

Lap	Lap Tm	Diff	Time of Day
(NI) Aaron Newell			
1	1:14.644	+2.466	10:39:29.414
2	1:13.028	+0.850	10:40:42.442
3	1:12.642	+0.464	10:41:55.084
4	1:12.288	+0.110	10:43:07.372
5	1:12.290	+0.112	10:44:19.662
6	1:12.178		10:45:31.840

Lap	Lap Tm	Diff	Time of Day
(10) Jack Irvine			
1	1:16.059	+3.449	10:39:11.205
2	1:12.610		10:40:23.815

Lap	Lap Tm	Diff	Time of Day
3	1:12.677	+0.067	10:41:36.492
4	1:15.170	+2.560	10:42:51.662
5	1:22.421	+9.811	10:44:14.083
6	1:18.404	+5.794	10:45:32.487
7	1:12.860	+0.250	10:46:45.347

Lap	Lap Tm	Diff	Time of Day
(74) Jonathan Bell			
1	1:13.666	+1.018	10:39:23.929
2	1:12.748	+0.100	10:40:36.677
3	1:14.525	+1.877	10:41:51.202
4	1:12.648		10:43:03.850

Lap	Lap Tm	Diff	Time of Day
(54) Peter Crossen			
1	1:14.651	+1.391	10:39:27.854
2	1:13.260		10:40:41.114

Lap	Lap Tm	Diff	Time of Day
(17) Scott Greenaway			
1	1:17.279	+2.756	10:39:36.726
2	1:15.356	+0.833	10:40:52.082
3	1:14.523		10:42:06.605
4	1:16.026	+1.503	10:43:22.631
5	1:15.889	+1.366	10:44:38.520
6	1:14.590	+0.067	10:45:53.110

Lap	Lap Tm	Diff	Time of Day
(75) Peter Bell			
1	1:20.353	+4.065	10:39:29.606
2	1:18.793	+2.505	10:40:48.399
3	1:17.597	+1.309	10:42:05.996
4	1:16.288		10:43:22.284

Lap	Lap Tm	Diff	Time of Day
(45) Robert Martin			
1	1:23.173	+6.802	10:39:44.271
2	1:18.734	+2.363	10:41:03.005
3	1:17.234	+0.863	10:42:20.239
4	1:16.371		10:43:36.610
5	1:39.982	+23.611	10:45:16.592
6	1:16.378	+0.007	10:46:32.970

Results provisional until the conclusion of judicial and technical matters

Orbits

Chief Timekeeper

Clerk of the Course

D. Bradford

www.mylaps.com

Licensed to: R.H.Wright Timing

Printed: 11/05/2019 10:51:13

timing.rhwright.co.uk



BARC Bishopscourt Race Meeting

Sorted on best lap time

Qualifying Sessions

Bishopscourt Circuit (N.I) 1.824 miles

Formula Vee (Q2)

11/05/2019 14:00

Qualifying started at 14:05:46

Pos	No.	First Name	Last Name	Make	Best Tm	Diff	In Lap	Best Speed	2nd Best	2nd Lap
1	1	Anthony	Cross	Formula Vee 1600cc	1:18.059		3	84.121	1:18.555	4
2	17	Dan	Polley	LOH Sheane 1600cc	1:18.159	0.100	9	84.013	1:18.172	1
3	97	Jack	Byrne	Sheane 1600cc	1:19.273	1.214	8	82.833	1:19.536	7
4	26	Paul	Heavey	Formula Vee 1600cc	1:20.135	2.076	3	81.942	1:20.450	5
5	9	Robert	Fleming	Formula Vee 1600cc	1:20.272	2.213	1	81.802	1:20.761	3
6	28	Philip	Sheane	Sheane R4 1600	1:20.465	2.406	5	81.606	1:20.563	7
7	35	Matt	Bodden	Leastone JH02 1600cc	1:21.230	3.171	6	80.837	1:21.486	8
8	8	Colin	Lewis	Formula Vee 1600cc	1:21.640	3.581	9	80.431	1:21.723	7
9	16	JB	Farrell	Formula Vee 1600cc	1:21.678	3.619	3	80.394	1:21.726	8
10	99	Jordan	Kelly	Formula Vee 1600cc	1:21.799	3.740	5	80.275	1:21.844	6
11	40	Sean	McCallion	Sheane 1600cc	1:22.793	4.734	6	79.311	1:23.001	9
12	37	Tim	Murray	Formula Vee 1600cc	1:22.854	4.795	3	79.253	1:26.155	1
13	73	Justin	Gray	Sheane 1600cc	1:23.030	4.971	9	79.085	1:23.146	7
14	7	Michael	Killian	Formula Vee 1600cc			0	-		0
15	23	Ken	Browne	Formula Vee 1600cc			0	-		0
16	57	Nicholas	Mulhall	Formula Vee 1600cc			0	-		0

Announcements

Car 37 – Please fit a working transponder as per MSA Reg Q12.2.1

Results provisional until the conclusion of judicial and technical matters

Orbits

Chief Timekeeper

Clerk of the Course

D. Brudford

www.mylaps.com

Licensed to: R.H.Wright Timing

Printed: 11/05/2019 14:29:00

timing.rhwright.co.uk



BARC Bishopscourt Race Meeting

Qualifying Sessions

Bishopscourt Circuit (N.I) 1.824 miles

Formula Vee (Q2)

11/05/2019 14:00

Qualifying started at 14:05:46

Lap	Lap Tm	Diff	Time of Day
(1) Anthony Cross			
1	1:19.141	+1.082	14:08:08.876
2	10:04.503	+8:46.444	14:18:13.379
3	1:18.059		14:19:31.438
4	1:18.555	+0.496	14:20:49.993
5	1:18.826	+0.767	14:22:08.819
6	1:19.656	+1.597	14:23:28.475
7	1:18.742	+0.683	14:24:47.217
8	1:21.827	+3.768	14:26:09.044
9	1:19.090	+1.031	14:27:28.134

Lap	Lap Tm	Diff	Time of Day
(17) Dan Polley			
1	1:18.172	+0.013	14:08:25.370
2	10:15.981	+8:57.822	14:18:41.351
3	1:18.173	+0.014	14:19:59.524
4	1:18.708	+0.549	14:21:18.232
5	1:18.308	+0.149	14:22:36.540
6	1:18.552	+0.393	14:23:55.092
7	1:19.002	+0.843	14:25:14.094
8	1:21.019	+2.860	14:26:35.113
9	1:18.159		14:27:53.272

Lap	Lap Tm	Diff	Time of Day
(97) Jack Byrne			
1	1:21.092	+1.819	14:08:14.610
2	9:51.582	+8:32.309	14:18:06.192
3	1:20.226	+0.953	14:19:26.418
4	1:19.971	+0.698	14:20:46.389
5	1:21.300	+2.027	14:22:07.689
6	1:20.602	+1.329	14:23:28.291
7	1:19.536	+0.263	14:24:47.827
8	1:19.273		14:26:07.100

Lap	Lap Tm	Diff	Time of Day
(26) Paul Heavey			
1	1:20.916	+0.781	14:08:21.147
2	10:23.270	+9:03.135	14:18:44.417
3	1:20.135		14:20:04.552
4	1:21.101	+0.966	14:21:25.653
5	1:20.450	+0.315	14:22:46.103
p6	1:44.000	+23.865	14:24:30.103

Lap	Lap Tm	Diff	Time of Day
(9) Robert Fleming			
1	1:20.272		14:08:27.149
2	10:16.899	+8:56.627	14:18:44.048
3	1:20.761	+0.489	14:20:04.809
4	1:21.119	+0.847	14:21:25.928
5	1:21.018	+0.746	14:22:46.946
6	1:21.879	+1.607	14:24:08.825
7	1:24.313	+4.041	14:25:33.138
8	1:20.960	+0.688	14:26:54.098
9	1:21.474	+1.202	14:28:15.572

Lap	Lap Tm	Diff	Time of Day
(28) Philip Sheane			
1	1:21.889	+1.424	14:08:13.026
2	9:54.545	+8:34.080	14:18:07.571
3	1:20.658	+0.193	14:19:28.229
4	1:21.378	+0.913	14:20:49.607
5	1:20.465		14:22:10.072
6	1:20.714	+0.249	14:23:30.786
7	1:20.563	+0.098	14:24:51.349
8	1:21.249	+0.784	14:26:12.598
9	1:38.155	+17.690	14:27:50.753

Lap	Lap Tm	Diff	Time of Day
(35) Matt Bodden			
1	1:22.168	+0.938	14:08:37.156
2	9:43.271	+8:22.041	14:18:20.427

Lap	Lap Tm	Diff	Time of Day
3	1:21.598	+0.368	14:19:42.025
4	1:21.689	+0.459	14:21:03.714
5	1:21.939	+0.709	14:22:25.653
6	1:21.230		14:23:46.883
7	1:21.988	+0.758	14:25:08.871
8	1:21.486	+0.256	14:26:30.357
9	1:22.206	+0.976	14:27:52.563

Lap	Lap Tm	Diff	Time of Day
(8) Colin Lewis			
1	1:23.210	+1.570	14:08:32.378
2	9:49.609	+8:27.969	14:18:21.987
3	1:22.426	+0.786	14:19:44.413
4	1:22.815	+1.175	14:21:07.228
5	1:22.350	+0.710	14:22:29.578
6	1:22.461	+0.821	14:23:52.039
7	1:21.723	+0.083	14:25:13.762
8	1:23.089	+1.449	14:26:36.851
9	1:21.640		14:27:58.491

Lap	Lap Tm	Diff	Time of Day
(16) JB Farrell			
1	1:23.280	+1.602	14:08:35.852
2	10:13.677	+8:51.999	14:18:49.529
3	1:21.678		14:20:11.207
4	1:24.854	+3.176	14:21:36.061
5	1:22.048	+0.370	14:22:58.109
6	1:22.950	+1.272	14:24:21.059
7	1:22.137	+0.459	14:25:43.196
8	1:21.726	+0.048	14:27:04.922
9	1:22.022	+0.344	14:28:26.944

Lap	Lap Tm	Diff	Time of Day
(99) Jordan Kelly			
1	1:25.690	+3.891	14:08:39.898
2	8:12.329	+6:50.530	14:18:55.319
3	1:22.554	+0.755	14:20:17.873
4	1:22.121	+0.322	14:21:39.994
5	1:21.799		14:23:01.793
6	1:21.844	+0.045	14:24:23.637
p7	1:59.482	+37.683	14:26:23.119

Lap	Lap Tm	Diff	Time of Day
(40) Sean McCallion			
1	1:23.786	+0.993	14:08:19.058
2	9:55.437	+8:32.644	14:18:14.495
3	1:24.070	+1.277	14:19:38.565
4	1:23.604	+0.811	14:21:02.169
5	1:24.392	+1.599	14:22:26.561
6	1:22.793		14:23:49.354
7	1:23.292	+0.499	14:25:12.646
8	1:23.828	+1.035	14:26:36.474
9	1:23.001	+0.208	14:27:59.475

Lap	Lap Tm	Diff	Time of Day
(37) Tim Murray			
1	1:26.155	+3.301	14:08:24.183
2	10:16.854	+8:54.000	14:18:41.037
3	1:22.854		14:20:03.891

Lap	Lap Tm	Diff	Time of Day
(73) Justin Gray			
1	1:23.725	+0.695	14:08:21.146
2	9:51.267	+8:28.237	14:18:12.413
3	1:23.392	+0.362	14:19:35.805
4	1:24.207	+1.177	14:21:00.012
5	1:24.295	+1.265	14:22:24.307
6	1:24.497	+1.467	14:23:48.804
7	1:23.146	+0.116	14:25:11.950
8	1:23.172	+0.142	14:26:35.122
9	1:23.030		14:27:58.152

Results provisional until the conclusion of judicial and technical matters

Orbits

Chief Timekeeper

Clerk of the Course

D. Bradford

www.mylaps.com

Licensed to: R.H.Wright Timing

Printed: 11/05/2019 14:29:34

timing.rhwright.co.uk



BARC Bishopscourt Race Meeting

Sorted on best lap time

Qualifying Sessions

Bishopscourt Circuit (N.I) 1.824 miles

Strykers/Ni Sevens/Globals GT (Q3)

11/05/2019 14:25

Qualifying started at 14:34:47

Pos	No.	First Name	Last Name	Make	Best Tm	Diff	In Lap	Best Speed	2nd Best	2nd Lap
Globals										
1	8	Peter	Drennan	Global GT Light 600cc	1:13.990		11	88.747	1:14.416	7
2	27	James	Thompson	Global GT Light 600cc	1:14.278	0.288	11	88.403	1:15.035	4
3	57	Jake	Byrne	Global GT Light 600cc	1:14.544	0.554	8	88.088	1:14.740	4
4	29	Conor	Farrell	Global GT Light 600cc	1:16.421	2.431	2	85.924	1:16.433	6
5	7	Richard	Finlay	Global GT Light 600cc	1:16.475	2.485	11	85.863	1:17.064	10
6	28	Michael	Conway	Global GT Light 600cc	1:17.366	3.376	10	84.874	1:17.531	9
7	70	Conor	May	Global GT Light 600cc	1:18.723	4.733	6	83.411	1:18.922	4
8	50	John	Conway	Global GT Light 600cc	1:18.938	4.948	8	83.184	1:19.290	10
9	54	Ivor	Miller	Global GT Light 600cc	1:20.170	6.180	8	81.906	1:20.594	10
10	69	Mark	Braden	Global GT Light 600cc	1:20.588	6.598	1	81.481		0
11	79	Anthony	Thompson	Global GT Light 600cc	1:21.680	7.690	6	80.392	1:21.703	4
12	2	Pat	Murphy	Global GT Light 600cc			0	-		0
Ni Sevens										
1	34	Mark	Francis	Locost Honda 929cc	1:17.111		4	85.155	1:17.140	3
2	44	Richard	Francis	Locost Honda 929cc	1:17.286	0.175	10	84.962	1:17.866	3
3	15	Paul	Thompson	RAW Striker 929cc	1:17.566	0.455	4	84.656	1:17.842	3
4	94	Brendan	Cunning	GMS 929cc	1:17.591	0.480	3	84.628	1:18.259	5
5	146	David	Mutch	GMS Honda 929cc	1:17.649	0.538	5	84.565	1:17.796	3
6	46	Trevor	Allen	Westfield SEI 1000cc	1:17.775	0.664	8	84.428	1:17.938	9
7	53	Scott	Walker	Locost Fireblade 929cc	1:18.788	1.677	3	83.343	1:19.283	2
8	111	Davis	Buick	Reis Aero 929cc	1:21.327	4.216	9	80.741	1:21.380	10
9	22	Allen	Millar	GMS 929cc	1:30.701	13.590	2	72.396	1:30.785	6
Strykers 1.8										
1	3	Greg	Kelly	Stryker 1800cc	1:19.365		3	82.737	1:19.484	8
2	14	David	Reynolds	Stryker 1800cc	1:20.048	0.683	10	82.031	1:20.339	5
3	36	Colin	Deering	Stryker 1800cc	1:20.156	0.791	5	81.920	1:20.328	3
4	8	Roger	Welaratne	Stryker 1800cc	1:20.441	1.076	7	81.630	1:20.558	5
5	73	Stephen	Ross	Stryker 1800cc	1:20.542	1.177	6	81.528	1:21.584	5
6	98	Andrew	D'Alton	Stryker 1800cc	1:20.894	1.529	4	81.173	1:20.984	7
7	5	Des	Meehan	Stryker 1800cc	1:20.924	1.559	6	81.143	1:21.161	2
8	2	Conal	Shipman	Stryker 1800cc	1:20.958	1.593	4	81.109	1:21.786	3
9	66	Niall	McFadden	Stryker 1800cc	1:21.112	1.747	7	80.955	1:22.230	5
10	4	Dominic	Ryan	Stryker 1800cc	1:21.686	2.321	8	80.386	1:22.135	7
11	13	Kevin	McGrath	Stryker 1800cc	1:22.180	2.815	4	79.903	1:22.493	2
12	9	Michael	Ward	Stryker 1800cc	1:22.562	3.197	5	79.533	1:22.760	2
13	97	Colin	Marnane	Stryker 1800cc	1:22.736	3.371	4	79.366	1:22.792	6
14	69	Ian	McGrath	Stryker 1800cc			0	-		0
15	27	Nicole	Drought	Stryker 1800cc			0	-		0

Results provisional until the conclusion of judicial and technical matters

Orbits

Chief Timekeeper

Clerk of the Course

D. Brudford

www.mylaps.com

icensed to: R.H.Wright Timing

Printed: 11/05/2019 14:52:46

timing.rhwright.co.uk



BARC Bishopscourt Race Meeting

Qualifying Sessions

Bishopscourt Circuit (N.I) 1.824 miles

Strykers/N.I Sevens/Globals GT (Q3)

11/05/2019 14:25

Qualifying started at 14:34:47

Lap	Lap Tm	Diff	Time of Day
(8) Peter Drenman			
1	1:19.349	+5.359	14:37:26.346
2	1:14.952	+0.962	14:38:41.298
3	1:15.724	+1.734	14:39:57.022
4	1:16.252	+2.262	14:41:13.274
5	1:15.179	+1.189	14:42:28.453
6	1:14.520	+0.530	14:43:42.973
7	1:14.416	+0.426	14:44:57.389
8	1:15.117	+1.127	14:46:12.506
9	1:15.620	+1.630	14:47:28.126
10	1:16.585	+2.595	14:48:44.711
11	1:13.990		14:49:58.701
12	1:14.502	+0.512	14:51:13.203
(27) James Thompson			
1	1:17.284	+3.006	14:37:15.260
2	1:19.123	+4.845	14:38:34.383
3	1:17.993	+3.715	14:39:52.376
4	1:15.035	+0.757	14:41:07.411
5	1:15.168	+0.890	14:42:22.579
6	1:15.056	+0.778	14:43:37.635
7	1:15.372	+1.094	14:44:53.007
8	1:15.524	+1.246	14:46:08.531
9	1:16.347	+2.069	14:47:24.878
10	1:15.188	+0.910	14:48:40.066
11	1:14.278		14:49:54.344
12	1:15.724	+1.446	14:51:10.068
(57) Jake Byrne			
1	1:17.596	+3.052	14:37:29.664
2	1:19.862	+5.318	14:38:49.526
3	1:16.606	+2.062	14:40:06.132
4	1:14.740	+0.196	14:41:20.872
5	1:18.023	+3.479	14:42:38.895
6	1:15.189	+0.645	14:43:54.084
7	1:15.713	+1.169	14:45:09.797
8	1:14.544		14:46:24.341
9	1:14.889	+0.345	14:47:39.230
p10	1:37.853	+23.309	14:49:17.083
(29) Conor Farrell			
1	1:18.594	+2.173	14:37:33.778
2	1:16.421		14:38:50.199
3	1:18.862	+2.441	14:40:09.061
4	1:17.262	+0.841	14:41:26.323
5	1:17.430	+1.009	14:42:43.753
6	1:16.433	+0.012	14:44:00.186
7	1:17.528	+1.107	14:45:17.714
p8	1:30.306	+13.885	14:46:48.020
(7) Richard Finlay			
1	1:26.640	+10.165	14:37:39.961
2	1:28.142	+11.667	14:39:08.103
3	1:20.240	+3.765	14:40:28.343
4	1:18.343	+1.868	14:41:46.686
5	1:17.190	+0.715	14:43:03.876
6	1:17.246	+0.771	14:44:21.122
7	1:26.182	+9.707	14:45:47.304
8	1:17.448	+0.973	14:47:04.752
9	1:18.818	+2.343	14:48:23.570
10	1:17.064	+0.589	14:49:40.634
11	1:16.475		14:50:57.109
(34) Mark Francis			
1	1:22.580	+5.469	14:37:43.417

Lap	Lap Tm	Diff	Time of Day
2	1:20.004	+2.893	14:39:03.421
3	1:17.140	+0.029	14:40:20.561
4	1:17.111		14:41:37.672
5	1:19.404	+2.293	14:42:57.076
6	1:21.569	+4.458	14:44:18.645
7	1:22.482	+5.371	14:45:41.127
8	1:17.242	+0.131	14:46:58.369
9	1:17.948	+0.837	14:48:16.317
10	1:17.195	+0.084	14:49:33.512
11	1:18.713	+1.602	14:50:52.225
(44) Richard Francis			
1	1:23.597	+6.311	14:37:44.592
2	1:20.153	+2.867	14:39:04.745
3	1:17.866	+0.580	14:40:22.611
4	1:18.302	+1.016	14:41:40.913
5	1:17.949	+0.663	14:42:58.862
6	1:20.022	+2.736	14:44:18.884
7	1:22.765	+5.479	14:45:41.649
8	1:18.294	+1.008	14:46:59.943
9	1:18.039	+0.753	14:48:17.982
10	1:17.286		14:49:35.268
11	1:18.564	+1.278	14:50:53.832
(28) Michael Conway			
1	1:24.749	+7.383	14:37:40.885
2	1:18.481	+1.115	14:38:59.366
3	1:17.810	+0.444	14:40:17.176
4	1:17.718	+0.352	14:41:34.894
5	1:18.713	+1.347	14:42:53.607
6	1:18.639	+1.273	14:44:12.246
7	1:22.792	+5.426	14:45:35.038
8	1:17.719	+0.353	14:46:52.757
9	1:17.531	+0.165	14:48:10.288
10	1:17.366		14:49:27.654
11	1:19.758	+2.392	14:50:47.412
(15) Paul Thompson			
1	1:23.524	+5.958	14:37:43.155
2	1:18.787	+1.221	14:39:01.942
3	1:17.842	+0.276	14:40:19.784
4	1:17.566		14:41:37.350
5	1:20.009	+2.443	14:42:57.359
6	1:28.260	+10.694	14:44:25.619
7	1:23.008	+5.442	14:45:48.627
8	1:18.150	+0.584	14:47:06.777
9	1:19.004	+1.438	14:48:25.781
10	1:21.011	+3.445	14:49:46.792
p11	1:37.418	+19.852	14:51:24.210
(94) Brendan Cunnin			
1	1:21.865	+4.274	14:37:43.707
2	1:20.691	+3.100	14:39:04.398
3	1:17.591		14:40:21.989
4	1:47.288	+29.697	14:42:09.277
5	1:18.259	+0.668	14:43:27.536
6	1:18.554	+0.963	14:44:46.090
7	1:18.593	+1.002	14:46:04.683
8	1:18.412	+0.821	14:47:23.095
9	1:21.378	+3.787	14:48:44.473
10	1:18.958	+1.367	14:50:03.431
(146) David Mutch			
1	1:22.413	+4.764	14:37:43.846
2	1:20.660	+3.011	14:39:04.506
3	1:17.796	+0.147	14:40:22.302

Lap	Lap Tm	Diff	Time of Day
4	1:17.816	+0.167	14:41:40.118
5	1:17.649		14:42:57.767
6	1:25.741	+8.092	14:44:23.508
p7	1:47.821	+30.172	14:46:11.329
(46) Trevor Allen			
1	1:19.615	+1.840	14:37:35.787
2	1:18.802	+1.027	14:38:54.589
3	1:18.398	+0.623	14:40:12.987
4	1:19.755	+1.980	14:41:32.742
5	1:20.566	+2.791	14:42:53.308
6	1:19.928	+2.153	14:44:13.236
7	1:19.696	+1.921	14:45:32.932
8	1:17.775		14:46:50.707
9	1:17.938	+0.163	14:48:08.645
10	1:18.434	+0.659	14:49:27.079
11	1:23.240	+5.465	14:50:50.319
(70) Conor May			
1	1:23.147	+4.424	14:37:27.255
2	1:21.843	+3.120	14:38:49.098
3	1:19.680	+0.957	14:40:08.778
4	1:18.922	+0.199	14:41:27.700
5	1:19.594	+0.871	14:42:47.294
6	1:18.723		14:44:06.017
7	1:19.339	+0.616	14:45:25.356
8	1:18.960	+0.237	14:46:44.316
9	1:19.647	+0.924	14:48:03.963
10	1:21.370	+2.647	14:49:25.333
11	1:21.194	+2.471	14:50:46.527
(53) Scott Walker			
1	1:19.726	+0.938	14:37:46.996
2	1:19.283	+0.495	14:39:06.279
3	1:18.788		14:40:25.067
4	1:20.794	+2.006	14:41:45.861
5	1:19.524	+0.736	14:43:05.385
p6	1:42.838	+24.050	14:44:48.223
p7	2:00.483	+41.695	14:46:48.706
(50) John Conway			
1	1:21.155	+2.217	14:37:28.021
2	1:22.290	+3.352	14:38:50.311
3	1:20.697	+1.759	14:40:11.008
4	1:21.528	+2.590	14:41:32.536
5	1:19.818	+0.880	14:42:52.354
6	1:19.622	+0.684	14:44:11.976
7	1:19.676	+0.738	14:45:31.652
8	1:18.938		14:46:50.590
9	1:19.530	+0.592	14:48:10.120
10	1:19.290	+0.352	14:49:29.410
11	1:21.842	+2.904	14:50:51.252
(3) Greg Kelly			
1	1:24.056	+4.691	14:38:02.440
2	1:20.009	+0.644	14:39:22.449
3	1:19.365		14:40:41.814
4	1:20.567	+1.202	14:42:02.381
5	1:19.764	+0.399	14:43:22.145
6	1:20.807	+1.442	14:44:42.952
7	1:19.727	+0.362	14:46:02.679
8	1:19.484	+0.119	14:47:22.163
9	1:22.703	+3.338	14:48:44.866
10	1:19.794	+0.429	14:50:04.660
(14) David Reynolds			

Results provisional until the conclusion of judicial and technical matters

Orbits

Chief Timekeeper

Clerk of the Course

D. Brudford

www.mylaps.com

licensed to: R.H.Wright Timing

Printed: 11/05/2019 15:01:32

timing.rhwright.co.uk

Page 1/2



BARC Bishopscourt Race Meeting

Qualifying Sessions

Bishopscourt Circuit (N.I) 1.824 miles

Strykers/NI Sevens/Globals GT (Q3)

11/05/2019 14:25

Qualifying started at 14:34:47

Lap	Lap Tm	Diff	Time of Day
1	1:24.320	+4.272	14:38:03.314
2	1:20.817	+0.769	14:39:24.131
3	1:20.512	+0.464	14:40:44.643
4	1:20.342	+0.294	14:42:04.985
5	1:20.339	+0.291	14:43:25.324
6	1:20.497	+0.449	14:44:45.821
7	1:24.763	+4.715	14:46:10.584
8	1:20.991	+0.943	14:47:31.575
9	1:21.869	+1.821	14:48:53.444
10	1:20.048		14:50:13.492

(36) Colin Deering

1	1:22.803	+2.647	14:38:05.326
2	1:20.453	+0.297	14:39:25.779
3	1:20.328	+0.172	14:40:46.107
4	1:20.505	+0.349	14:42:06.612
5	1:20.156		14:43:26.768
6	1:21.161	+1.005	14:44:47.929
7	1:20.629	+0.473	14:46:08.558
8	1:20.569	+0.413	14:47:29.127
9	1:21.184	+1.028	14:48:50.311
10	1:21.463	+1.307	14:50:11.774

(54) Ivor Miller

1	1:22.002	+1.832	14:37:27.730
2	1:22.504	+2.334	14:38:50.234
3	1:21.179	+1.009	14:40:11.413
4	1:22.290	+2.120	14:41:33.703
5	1:22.663	+2.493	14:42:56.366
6	1:21.232	+1.062	14:44:17.598
7	1:24.600	+4.430	14:45:42.198
8	1:20.170		14:47:02.368
9	1:21.047	+0.877	14:48:23.415
10	1:20.594	+0.424	14:49:44.009
11	1:21.336	+1.166	14:51:05.345

(8) Roger Welaratne

1	1:23.608	+3.167	14:38:35.432
2	1:21.817	+1.376	14:39:57.249
3	1:21.667	+1.226	14:41:18.916
4	1:21.788	+1.347	14:42:40.704
5	1:20.558	+0.117	14:44:01.262
6	1:22.380	+1.939	14:45:23.642
7	1:20.441		14:46:44.083
8	1:21.655	+1.214	14:48:05.738
9	1:20.887	+0.446	14:49:26.625
10	1:28.637	+8.196	14:50:55.262

(73) Stephen Ross

1	1:27.038	+6.496	14:38:23.928
2	1:28.226	+7.684	14:39:52.154
p3	1:47.962	+27.420	14:41:40.116
4	5:28.669	+4:08.127	14:47:08.785
5	1:21.584	+1.042	14:48:30.369
6	1:20.542		14:49:50.911
7	1:22.006	+1.464	14:51:12.917

(69) Mark Braden

1	1:20.588		14:37:28.289
p2	1:41.376	+20.788	14:39:09.665
p3	6:29.292	+5:08.704	14:45:38.957

(98) Andrew D'Alton

1	1:21.652	+0.758	14:38:31.519
2	1:22.934	+2.040	14:39:54.453
3	1:22.735	+1.841	14:41:17.188

Lap	Lap Tm	Diff	Time of Day
4	1:20.894		14:42:38.082
5	1:21.077	+0.183	14:43:59.159
6	1:21.928	+1.034	14:45:21.087
7	1:20.984	+0.090	14:46:42.071
8	1:21.035	+0.141	14:48:03.106
9	1:22.944	+2.050	14:49:26.050
10	1:25.096	+4.202	14:50:51.146

(5) Des Meehan

1	1:23.128	+2.204	14:38:08.653
2	1:21.161	+0.237	14:39:29.814
3	1:21.233	+0.309	14:40:51.047
4	1:21.367	+0.443	14:42:12.414
5	1:21.558	+0.634	14:43:33.972
6	1:20.924		14:44:54.896
7	1:22.041	+1.117	14:46:16.937
8	1:21.324	+0.400	14:47:38.261
9	1:24.234	+3.310	14:49:02.495
10	1:29.733	+8.809	14:50:32.228

(2) Conal Shipman

1	1:22.191	+1.233	14:38:13.892
2	1:23.690	+2.732	14:39:37.582
3	1:21.786	+0.828	14:40:59.368
4	1:20.958		14:42:20.326
5	1:22.394	+1.436	14:43:42.720
6	2:05.806	+44.848	14:45:48.526
7	1:22.089	+1.131	14:47:10.615
8	1:51.389	+30.431	14:49:02.004
p9	1:50.052	+29.094	14:50:52.056

(66) Niall McFadden

1	1:23.420	+2.308	14:38:40.559
2	1:23.308	+2.196	14:40:03.867
3	1:23.004	+1.892	14:41:26.871
4	1:28.171	+7.059	14:42:55.042
5	1:22.230	+1.118	14:44:17.272
6	1:34.861	+13.749	14:45:52.133
7	1:21.112		14:47:13.245
8	1:46.914	+25.802	14:49:00.159
9	1:23.163	+2.051	14:50:23.322

(111) Davis Buick

1	1:21.381	+0.054	14:37:48.424
2	1:22.044	+0.717	14:39:10.468
3	1:21.770	+0.443	14:40:32.238
4	1:24.309	+2.982	14:41:56.547
5	1:22.449	+1.122	14:43:18.996
6	1:23.924	+2.597	14:44:42.920
7	1:23.138	+1.811	14:46:06.058
8	1:21.942	+0.615	14:47:28.000
9	1:21.327		14:48:49.327
10	1:21.380	+0.053	14:50:10.707

(79) Anthony Thompson

1	1:23.486	+1.806	14:37:26.372
2	1:22.628	+0.948	14:38:49.000
3	1:21.711	+0.031	14:40:10.711
4	1:21.703	+0.023	14:41:32.414
5	1:23.344	+1.664	14:42:55.758
6	1:21.680		14:44:17.438
7	1:23.776	+2.096	14:45:41.214
8	1:23.407	+1.727	14:47:04.621
9	1:24.435	+2.755	14:48:29.056
p10	1:45.935	+24.255	14:50:14.991

Lap	Lap Tm	Diff	Time of Day
(4) Dominic Ryan			
1	1:23.818	+2.132	14:38:16.736
2	1:25.425	+3.739	14:39:42.161
3	1:24.374	+2.688	14:41:06.535
4	1:23.651	+1.965	14:42:30.186
5	1:25.175	+3.489	14:43:55.361
6	1:22.818	+1.132	14:45:18.179
7	1:22.135	+0.449	14:46:40.314
8	1:21.686		14:48:02.000
p9	1:47.983	+26.297	14:49:49.983

(13) Kevin McGrath

1	1:22.616	+0.436	14:38:12.101
2	1:22.493	+0.313	14:39:34.594
3	1:23.052	+0.872	14:40:57.646
4	1:22.180		14:42:19.826
5	1:24.957	+2.777	14:43:44.783
6	1:26.198	+4.018	14:45:10.981
7	1:32.477	+10.297	14:46:43.458

(9) Michael Ward

1	1:23.174	+0.612	14:38:19.339
2	1:22.760	+0.198	14:39:42.099
3	1:22.893	+0.331	14:41:04.992
4	1:23.130	+0.568	14:42:28.122
5	1:22.562		14:43:50.684
6	1:23.870	+1.308	14:45:14.554
7	1:23.071	+0.509	14:46:37.625
8	1:23.759	+1.197	14:48:01.384
9	1:23.929	+1.367	14:49:25.313
10	1:24.957	+2.395	14:50:50.270

(97) Colin Mamane

1	1:26.865	+4.129	14:39:10.372
2	1:24.385	+1.649	14:40:34.757
3	1:23.852	+1.116	14:41:58.609
4	1:22.736		14:43:21.345
5	1:24.189	+1.453	14:44:45.534
6	1:22.792	+0.056	14:46:08.326
7	1:22.797	+0.061	14:47:31.123
8	1:24.071	+1.335	14:48:55.194
9	1:22.855	+0.119	14:50:18.049

(22) Allen Millar

1	1:31.602	+0.901	14:38:12.251
2	1:30.701		14:39:42.952
3	1:35.086	+4.385	14:41:18.038
4	1:30.890	+0.189	14:42:48.928
5	1:33.084	+2.383	14:44:22.012
6	1:30.785	+0.084	14:45:52.797
p7	1:46.192	+15.491	14:47:38.989

(69) Ian McGrath

p1	5:09.524	35:45.251	14:42:34.825
----	----------	-----------	--------------

Results provisional until the conclusion of judicial and technical matters

Orbits

Chief Timekeeper

Clerk of the Course

D. Bradford

www.mylaps.com

Licensed to: R.H.Wright Timing

Printed: 11/05/2019 15:01:32

timing.rhwright.co.uk

Page 2/2



BARC Bishops court Race Meeting

Sorted on best lap time

Qualifying Sessions

Bishops court Circuit (N.I) 1.824 miles

Future Classics/HRCA (Q4)

11/05/2019 15:05

Qualifying started at 15:15:57

Pos	No.	First Name	Last Name	Make	Best Tm	Diff	In Lap	Best Speed	2nd Best	2nd Lap
Future Classics										
1	64	Conor	McElmeel	Honda Civic 1800cc	1:25.505		4	76.796	1:26.900	3
2	20	Gary	Duggan	Fiat Punto 1800cc	1:27.299	1.794	8	75.217	1:28.414	9
3	44	Kevin	Cahill	Peugeot 205GTI 1600cc	1:28.081	2.576	3	74.550	1:28.319	4
4	16	Stephen	Martin	Fiat Punto 1800cc	1:28.387	2.882	1	74.291	1:28.394	6
5	106	Jimmy	Kilbride	Peugeot 106 1600cc	1:28.777	3.272	3	73.965	1:29.207	6
6	93	Brent	Hughes	Mazda MX5	1:30.035	4.530	2	72.932	1:30.533	3
7	15	MJ	Farrell	Toyota Levin 1600cc	1:30.383	4.878	5	72.651	1:30.461	3
8	33	Paul	Flanagan	Fiat Punto 1400cc	1:30.537	5.032	9	72.527	1:30.646	6
HRCA										
1	21	Bernard	Foley	MGB GT 5000cc	1:18.500		4	83.648	1:18.654	6
2	23	Jackie	Cochrane	Sunbeam Tiger 4600cc	1:21.523	3.023	3	80.547	1:23.061	4
3	47	Clive	Brandon	Lotus Europa 47 1761cc	1:25.962	7.462	3	76.387	1:26.260	5
4	22	Brendan	Keane	Mallock 1600cc	1:27.908	9.408	8	74.696	1:28.217	7
5	72	Wolfgang	Schnittger	MG Midget 1460cc	1:28.553	10.053	5	74.152	1:28.907	3
6	6	Edmund	Cassidy	Sunbeam Tiger 4500cc	1:31.646	13.146	6	71.650	1:33.189	7
7	41	Laim	Ruth	MG Midget 1380cc	1:34.562	16.062	7	69.440	1:36.804	6
8	87	Ken	McAvoy	Austin Healey Sprite 1300	1:39.407	20.907	3	66.056	1:39.802	2
Super Future Classics										
1	47	Anthony	Kelly	Honda Civic 1600cc	1:24.817		4	77.418	1:25.448	8
2	9	Brian	Sexton	Toyota Celica	1:25.557	0.740	3	76.749	1:26.357	2
3	29	Gareth	Thompson	Toyota Celica 1800cc	1:25.664	0.847	8	76.653	1:25.669	5
4	57	Ger	Byrne	BMW 323i 2500cc	1:26.382	1.565	6	76.016	1:26.872	2
5	82	Aidan	Byrne	Toyota Celica 2000cc	1:26.830	2.013	2	75.624	1:26.947	8
6	27	Mike	Dermod	Vauxhall Vectra 2000cc	1:27.368	2.551	3	75.158	1:28.413	6
7	23	David	Hammond	Fiat Uno SX 1290cc	1:27.908	3.091	5	74.696	1:28.065	8

Announcements

Car 64 – Please fit a working transponder as per MSA Reg Q12.2.1

Results provisional until the conclusion of judicial and technical matters

Orbits

Chief Timekeeper

Clerk of the Course

D. Brudford

www.mylaps.com

Licensed to: R.H.Wright Timing

Printed: 11/05/2019 15:32:55

timing.rhwright.co.uk



BARC Bishopscourt Race Meeting

Qualifying Sessions

Bishopscourt Circuit (N.I) 1.824 miles

Future Classics/HRCA (Q4)

11/05/2019 15:05

Qualifying started at 15:15:57

Lap	Lap Tm	Diff	Time of Day
(21) Bernard Foley			
1	1:23.145	+4.645	15:19:14.526
2	1:24.474	+5.974	15:20:39.000
3	1:19.904	+1.404	15:21:58.904
4	1:18.500		15:23:17.404
5	1:20.814	+2.314	15:24:38.218
6	1:18.654	+0.154	15:25:56.872
7	1:19.657	+1.157	15:27:16.529
8	1:27.146	+8.646	15:28:43.675
p9	1:53.406	+34.906	15:30:37.081
(23) Jackie Cochrane			
1	1:24.208	+2.685	15:19:16.430
2	1:25.991	+4.468	15:20:42.421
3	1:21.523		15:22:03.944
4	1:23.061	+1.538	15:23:27.005
5	1:25.354	+3.831	15:24:52.359
p6	1:46.191	+24.668	15:26:38.550
(47) Anthony Kelly			
1	1:33.184	+8.367	15:19:09.553
2	1:31.952	+7.135	15:20:41.505
3	1:26.968	+2.151	15:22:08.473
4	1:24.817		15:23:33.290
5	1:25.820	+1.003	15:24:59.110
6	1:27.048	+2.231	15:26:26.158
7	1:28.862	+4.045	15:27:55.020
8	1:25.448	+0.631	15:29:20.468
9	1:28.093	+3.276	15:30:48.561
(64) Conor McElmeel			
1	1:27.772	+2.267	15:19:13.320
2	1:27.219	+1.714	15:20:40.539
3	1:26.900	+1.395	15:22:07.439
4	1:25.505		15:23:32.944
5	3:17.666	+1:52.161	15:26:50.610
p6	1:33.573	+8.068	15:28:24.183
(9) Brian Sexton			
1	1:27.535	+1.978	15:19:06.353
2	1:26.357	+0.800	15:20:32.710
3	1:25.557		15:21:58.267
p4	2:01.622	+36.065	15:23:59.889
(29) Gareth Thompson			
1	1:27.132	+1.468	15:19:08.453
2	1:31.624	+5.960	15:20:40.077
3	1:26.020	+0.356	15:22:06.097
4	1:25.987	+0.323	15:23:32.084
5	1:25.669	+0.005	15:24:57.753
6	1:27.887	+2.223	15:26:25.640
7	1:28.734	+3.070	15:27:54.374
8	1:25.664		15:29:20.038
9	1:26.857	+1.193	15:30:46.895
(47) Clive Brandon			
1	1:27.830	+1.868	15:19:25.093
2	1:28.114	+2.152	15:20:53.207
3	1:25.962		15:22:19.169
4	1:27.271	+1.309	15:23:46.440
5	1:26.260	+0.298	15:25:12.700
(57) Ger Byrne			
1	1:27.217	+0.835	15:18:55.326
2	1:26.872	+0.490	15:20:22.198

Lap	Lap Tm	Diff	Time of Day
3	1:27.536	+1.154	15:21:49.734
4	1:26.982	+0.600	15:23:16.716
5	1:27.687	+1.305	15:24:44.403
6	1:26.382		15:26:10.785
7	1:26.903	+0.521	15:27:37.688
8	1:27.891	+1.509	15:29:05.579
9	1:27.649	+1.267	15:30:33.228
(82) Aidan Byrne			
1	1:28.980	+2.150	15:19:05.459
2	1:26.830		15:20:32.289
3	1:27.403	+0.573	15:21:59.692
4	1:29.421	+2.591	15:23:29.113
5	1:27.307	+0.477	15:24:56.420
6	1:28.535	+1.705	15:26:24.955
7	1:27.586	+0.756	15:27:52.541
8	1:26.947	+0.117	15:29:19.488
9	1:28.635	+1.805	15:30:48.123
(20) Gary Duggan			
1	1:29.949	+2.650	15:19:12.809
2	1:31.418	+4.119	15:20:44.227
3	1:34.057	+6.758	15:22:18.284
4	1:35.287	+7.988	15:23:53.571
5	1:28.570	+1.271	15:25:22.141
6	1:31.266	+3.967	15:26:53.407
7	1:28.687	+1.388	15:28:22.094
8	1:27.299		15:29:49.393
9	1:28.414	+1.115	15:31:17.807
(27) Mike Dermody			
1	1:31.741	+4.373	15:19:22.203
2	1:32.765	+5.397	15:20:54.968
3	1:27.368		15:22:22.336
4	1:29.526	+2.158	15:23:51.862
5	1:29.006	+1.638	15:25:20.868
6	1:28.413	+1.045	15:26:49.281
7	1:29.766	+2.398	15:28:19.047
8	1:29.277	+1.909	15:29:48.324
9	1:28.425	+1.057	15:31:16.749
(23) David Hammond			
1	1:31.377	+3.469	15:19:06.330
2	1:33.095	+5.187	15:20:39.425
3	1:34.790	+6.882	15:22:14.215
4	1:36.558	+8.650	15:23:50.773
5	1:27.908		15:25:18.681
6	1:30.411	+2.503	15:26:49.092
7	1:29.472	+1.564	15:28:18.564
8	1:28.065	+0.157	15:29:46.629
9	1:28.559	+0.651	15:31:15.188
(22) Brendan Keane			
1	1:29.561	+1.653	15:19:30.656
2	1:55.766	+27.858	15:21:26.422
3	1:30.245	+2.337	15:22:56.667
4	1:29.639	+1.731	15:24:26.306
5	1:29.034	+1.126	15:25:55.340
6	1:29.812	+1.904	15:27:25.152
7	1:28.217	+0.309	15:28:53.369
8	1:27.908		15:30:21.277
(44) Kevin Cahill			
1	1:37.344	+9.263	15:19:29.298
2	1:33.012	+4.931	15:21:02.310
3	1:28.081		15:22:30.391

Lap	Lap Tm	Diff	Time of Day
4	1:28.319	+0.238	15:23:58.710
5	1:36.122	+8.041	15:25:34.832
6	1:28.761	+0.680	15:27:03.593
7	1:28.725	+0.644	15:28:32.318
8	1:35.713	+7.632	15:30:08.031
9	1:29.524	+1.443	15:31:37.555
(16) Stephen Martin			
1	1:28.387		15:19:13.122
2	1:31.392	+3.005	15:20:44.514
3	1:29.968	+1.581	15:22:14.482
4	1:29.556	+1.169	15:23:44.038
5	1:28.477	+0.090	15:25:12.515
6	1:28.394	+0.007	15:26:40.909
7	1:28.754	+0.367	15:28:09.663
8	1:28.900	+0.513	15:29:38.563
9	1:28.866	+0.479	15:31:07.429
(72) Wolfgang Schnittger			
1	1:32.407	+3.854	15:19:45.291
2	1:29.142	+0.589	15:21:14.433
3	1:28.907	+0.354	15:22:43.340
4	1:29.553	+1.000	15:24:12.893
5	1:28.553		15:25:41.446
p6	2:01.614	+33.061	15:27:43.060
(106) Jimmy Kilbride			
1	1:30.931	+2.154	15:19:12.061
2	1:30.239	+1.462	15:20:42.300
3	1:28.777		15:22:11.077
4	1:30.064	+1.287	15:23:41.141
5	1:30.411	+1.634	15:25:11.552
6	1:29.207	+0.430	15:26:40.759
7	1:30.176	+1.399	15:28:10.935
8	1:33.332	+4.555	15:29:44.267
(93) Brent Hughes			
1	1:32.472	+2.437	15:19:16.372
2	1:30.035		15:20:46.407
3	1:30.533	+0.498	15:22:16.940
4	3:03.286	+1:33.251	15:25:20.226
5	3:00.112	+1:30.077	15:28:20.338
6	1:33.145	+3.110	15:29:53.483
7	1:30.546	+0.511	15:31:24.029
(15) MJ Farrell			
1	1:32.575	+2.192	15:19:21.975
2	1:33.947	+3.564	15:20:55.922
3	1:30.461	+0.078	15:22:26.383
4	1:31.498	+1.115	15:23:57.881
5	1:30.383		15:25:28.264
6	1:30.683	+0.300	15:26:58.947
7	1:30.780	+0.397	15:28:29.727
8	1:31.078	+0.695	15:30:00.805
9	1:31.680	+1.297	15:31:32.485
(33) Paul Flanagan			
1	1:34.876	+4.339	15:19:21.311
2	1:33.272	+2.735	15:20:54.583
3	1:32.666	+2.129	15:22:27.249
4	1:31.269	+0.732	15:23:58.518
5	1:31.532	+0.995	15:25:30.050
6	1:30.646	+0.109	15:27:00.696
7	1:31.212	+0.675	15:28:31.908
8	1:30.700	+0.163	15:30:02.608
9	1:30.537		15:31:33.145

Results provisional until the conclusion of judicial and technical matters

Orbits

Chief Timekeeper

Clerk of the Course

D. Bradford

www.mylaps.com

licensed to: R.H.Wright Timing

Printed: 11/05/2019 15:33:32

timing.rhwright.co.uk

Page 1/2



BARC Bishopscourt Race Meeting


Qualifying Sessions

Bishopscourt Circuit (N.I) 1.824 miles

Future Classics/HRCA (Q4)

11/05/2019 15:05

Qualifying started at 15:15:57



Lap	Lap Tm	Diff	Time of Day
(6) Edmund Cassidy			
1	1:38.355	+6.709	15:21:33.251
2	1:37.070	+5.424	15:23:10.321
3	1:34.780	+3.134	15:24:45.101
4	1:35.789	+4.143	15:26:20.890
5	1:37.143	+5.497	15:27:58.033
6	1:31.646		15:29:29.679
7	1:33.189	+1.543	15:31:02.868
(4) Laim Ruth			
1	1:40.738	+6.176	15:19:55.598
2	1:38.516	+3.954	15:21:34.114
3	1:36.950	+2.388	15:23:11.064
4	1:37.093	+2.531	15:24:48.157
5	1:36.950	+2.388	15:26:25.107
6	1:36.804	+2.242	15:28:01.911
7	1:34.562		15:29:36.473
8	1:49.768	+15.206	15:31:26.241
(87) Ken McAvooy			
1	1:41.736	+2.329	15:19:56.648
2	1:39.802	+0.395	15:21:36.450
3	1:39.407		15:23:15.857
4	1:41.010	+1.603	15:24:56.867
p5	2:05.163	+25.756	15:27:02.030

Lap	Lap Tm	Diff	Time of Day
-----	--------	------	-------------

Lap	Lap Tm	Diff	Time of Day
-----	--------	------	-------------

Results provisional until the conclusion of judicial and technical matters

Orbits

Chief Timekeeper

Clerk of the Course

D. Brudford

Printed: 11/05/2019 15:33:32

timing.rhwright.co.uk

www.mylaps.com

Licensed to: R.H.Wright Timing

Page 2/2



BARC Bishops court Race Meeting

Sorted on best lap time

Qualifying Sessions

Bishops court Circuit (N.I) 1.824 miles

BOSS Ireland/Formula Sheane (Q5)

11/05/2019 15:30

Qualifying started at 15:39:31

Pos	No.	First Name	Last Name	Make	Best Tm	Diff	In Lap	Best Speed	2nd Best	2nd Lap
Formula Libre										
1	10	Paul	O'Connell	Dallara 3400cc	1:04.710		11	101.474	1:05.137	10
2	17	Sam	Mansfield	Radical SR8 2700cc	1:06.740	2.030	7	98.388	1:06.753	8
3	111	Fergus	Faherty	Dallara F3 2000cc	1:07.082	2.372	10	97.886	1:07.222	9
4	101	Max	Hart	Leastone 1000cc	1:08.900	4.190	10	95.303	1:09.557	7
5	51	Eamon	Matheson	Jade Honda 2000cc	1:10.708	5.998	2	92.866	1:10.900	3
6	2	Donal	Griffin	Reynard 90d 5000cc	1:12.691	7.981	1	90.333	1:35.632	2
7	46	Michael	Roche	Dallara 1340cc	1:17.111	12.401	1	85.155	1:22.652	2
8	9	John	Stewart	Mygale M12 1600cc			0	-		0
9	27	Barry	Rabbitt	Tatuus Renault 2000cc			0	-		0
Formula Sheane										
1	3	Richard	Kearney	Formula Sheane 1800cc	1:14.097		9	88.619	1:14.541	6
2	2	Brian	Hearty	Formula Sheane 1800cc	1:14.457	0.360	7	88.190	1:14.971	5
3	15	Niall	O'Flynn	Formula Sheane 1800cc	1:14.686	0.589	2	87.920	1:14.781	3
4	91	Sean	Hynes	Formula Sheane 1800cc	1:14.887	0.790	9	87.684	1:15.383	6
5	35	Paul	McLoughlin	Formula Sheane 1800cc	1:15.088	0.991	10	87.449	1:15.269	9
6	32	Christopher	McCabe	Formula Sheane 1800cc	1:16.148	2.051	7	86.232	1:16.228	6
7	41	James	Sunderland	Formula Sheane 1800cc	1:16.414	2.317	1	85.932	1:16.640	3
8	55	Derek	Roddy	Formula Sheane 1800cc	1:17.105	3.008	8	85.162	1:17.586	7
9	22	Raymond	McKenna	Formula Sheane 1800cc	1:23.696	9.599	4	78.455	1:25.163	2
10	93	Enda	O'Connor	Formula Sheane 1800cc			0	-		0

Results provisional until the conclusion of judicial and technical matters

Orbits

Chief Timekeeper

Clerk of the Course

D. Brudford

www.mylaps.com

Licensed to: R.H.Wright Timing

Printed: 11/05/2019 15:56:34

timing.rhwright.co.uk



BARC Bishopscourt Race Meeting

Qualifying Sessions

Bishopscourt Circuit (N.I) 1.824 miles

BOSS Ireland/Formula Sheane (Q5)

11/05/2019 15:30

Qualifying started at 15:39:31

Lap	Lap Tm	Diff	Time of Day
(10) Paul O'Connell			
1	1:08.290	+3.580	15:41:46.470
2	1:07.352	+2.642	15:42:53.822
3	1:07.056	+2.346	15:44:00.878
4	1:09.550	+4.840	15:45:10.428
5	1:07.213	+2.503	15:46:17.641
6	1:06.703	+1.993	15:47:24.344
7	1:06.515	+1.805	15:48:30.859
8	1:06.823	+2.113	15:49:37.682
9	1:05.908	+1.198	15:50:43.590
10	1:05.137	+0.427	15:51:48.727
11	1:04.710		15:52:53.437
12	1:13.694	+8.984	15:54:07.131
13	1:05.232	+0.522	15:55:12.363

Lap	Lap Tm	Diff	Time of Day
(17) Sam Mansfield			
1	1:12.452	+5.712	15:42:01.517
2	1:10.497	+3.757	15:43:12.014
3	1:08.046	+1.306	15:44:20.060
4	1:09.232	+2.492	15:45:29.292
5	1:07.558	+0.818	15:46:36.850
6	1:09.266	+2.526	15:47:46.116
7	1:06.740		15:48:52.856
8	1:06.753	+0.013	15:49:59.609
9	1:25.917	+19.177	15:51:25.526
p10	1:24.716	+17.976	15:52:50.242

Lap	Lap Tm	Diff	Time of Day
(111) Fergus Faherty			
1	1:15.150	+8.068	15:42:08.346
2	1:11.649	+4.567	15:43:19.995
3	1:19.733	+12.651	15:44:39.728
4	1:09.618	+2.536	15:45:49.346
5	1:08.630	+1.548	15:46:57.976
6	1:10.473	+3.391	15:48:08.449
7	1:08.211	+1.129	15:49:16.660
8	1:07.668	+0.586	15:50:24.328
9	1:07.222	+0.140	15:51:31.550
10	1:07.082		15:52:38.632
11	1:07.487	+0.405	15:53:46.119
12	1:09.006	+1.924	15:54:55.125

Lap	Lap Tm	Diff	Time of Day
(101) Max Hart			
1	1:12.187	+3.287	15:41:43.488
2	1:11.430	+2.530	15:42:54.918
3	1:10.245	+1.345	15:44:05.163
4	1:10.406	+1.506	15:45:15.569
5	1:10.077	+1.177	15:46:25.646
6	1:12.225	+3.325	15:47:37.871
7	1:09.557	+0.657	15:48:47.428
8	1:09.922	+1.022	15:49:57.350
9	1:11.644	+2.744	15:51:08.994
10	1:08.900		15:52:17.894
11	1:10.092	+1.192	15:53:27.986
12	1:09.867	+0.967	15:54:37.853

Lap	Lap Tm	Diff	Time of Day
(51) Eamon Matheson			
1	1:15.163	+4.455	15:42:08.333
2	1:10.708		15:43:19.041
3	1:10.900	+0.192	15:44:29.941
4	1:20.327	+9.619	15:45:50.268
5	2:20.427	+1:09.719	15:48:10.695

Lap	Lap Tm	Diff	Time of Day
(2) Donal Griffin			
1	1:12.691		15:41:58.322
2	1:35.632	+22.941	15:43:33.954

Lap	Lap Tm	Diff	Time of Day
(3) Richard Kearney			
1	1:15.818	+1.721	15:42:12.696
2	1:15.512	+1.415	15:43:28.208
3	1:15.315	+1.218	15:44:43.523
4	1:15.576	+1.479	15:45:59.099
5	1:14.975	+0.878	15:47:14.074
6	1:14.541	+0.444	15:48:28.615
7	1:14.889	+0.792	15:49:43.504
8	1:14.809	+0.712	15:50:58.313
9	1:14.097		15:52:12.410
10	1:14.671	+0.574	15:53:27.081
11	1:15.075	+0.978	15:54:42.156

Lap	Lap Tm	Diff	Time of Day
(2) Brian Hearty			
1	1:15.305	+0.848	15:42:09.994
2	1:22.825	+8.368	15:43:32.819
3	1:17.171	+2.714	15:44:49.990
4	3:53.051	+2:38.594	15:48:43.041
5	1:14.971	+0.514	15:49:58.012
6	1:15.462	+1.005	15:51:13.474
7	1:14.457		15:52:27.931
8	1:15.316	+0.859	15:53:43.247
9	1:15.115	+0.658	15:54:58.362

Lap	Lap Tm	Diff	Time of Day
(15) Niall O'Flynn			
1	1:15.388	+0.702	15:42:14.274
2	1:14.686		15:43:28.960
3	1:14.781	+0.095	15:44:43.741

Lap	Lap Tm	Diff	Time of Day
(91) Sean Hynes			
1	1:16.909	+2.022	15:42:15.735
2	1:18.657	+3.770	15:43:34.392
3	1:16.067	+1.180	15:44:50.459
4	1:16.355	+1.468	15:46:06.814
5	1:15.862	+0.975	15:47:22.676
6	1:15.383	+0.496	15:48:38.059
7	1:15.705	+0.818	15:49:53.764
8	1:15.524	+0.637	15:51:09.288
9	1:14.887		15:52:24.175
10	1:21.556	+6.669	15:53:45.731
11	1:15.869	+0.982	15:55:01.600

Lap	Lap Tm	Diff	Time of Day
(35) Paul McLoughlin			
1	1:16.915	+1.827	15:42:14.908
2	1:17.224	+2.136	15:43:32.132
3	1:16.727	+1.639	15:44:48.859
4	1:15.871	+0.783	15:46:04.730
5	1:16.860	+1.772	15:47:21.590
6	1:15.952	+0.864	15:48:37.542
7	1:17.478	+2.390	15:49:55.020
8	1:16.215	+1.127	15:51:11.235
9	1:15.269	+0.181	15:52:26.504
10	1:15.088		15:53:41.592
11	1:15.823	+0.735	15:54:57.415

Lap	Lap Tm	Diff	Time of Day
(32) Christopher McCabe			
1	1:16.356	+0.208	15:42:11.795
2	1:17.888	+1.740	15:43:29.683
3	1:18.113	+1.965	15:44:47.796
4	1:16.556	+0.408	15:46:04.352
5	1:19.258	+3.110	15:47:23.610
6	1:16.228	+0.080	15:48:39.838
7	1:16.148		15:49:55.986
8	1:16.302	+0.154	15:51:12.288
9	1:16.986	+0.838	15:52:29.274

Lap	Lap Tm	Diff	Time of Day
10	1:20.278	+4.130	15:53:49.552
11	1:21.128	+4.980	15:55:10.680

Lap	Lap Tm	Diff	Time of Day
(41) James Sunderland			
1	1:16.414		15:42:18.757
2	1:16.924	+0.510	15:43:35.681
3	1:16.640	+0.226	15:44:52.321
4	1:20.185	+3.771	15:46:12.506
5	1:37.715	+21.301	15:47:50.221
6	1:16.955	+0.541	15:49:07.176
p7	1:48.450	+32.036	15:50:55.626
p8	2:41.341	+1:24.927	15:53:36.967

Lap	Lap Tm	Diff	Time of Day
(55) Derek Roddy			
1	1:18.605	+1.500	15:42:14.594
2	1:37.248	+20.143	15:43:51.842
3	1:40.311	+23.206	15:45:32.153
4	1:18.814	+1.709	15:46:50.967
5	1:17.928	+0.823	15:48:08.895
6	1:17.896	+0.791	15:49:26.791
7	1:17.586	+0.481	15:50:44.377
8	1:17.105		15:52:01.482
9	1:19.787	+2.682	15:53:21.269
10	1:19.290	+2.185	15:54:40.559

Lap	Lap Tm	Diff	Time of Day
(46) Michael Roche			
1	1:17.111		15:41:55.134
2	1:22.652	+5.541	15:43:17.786
p3	2:33.369	+1:16.258	15:45:51.155

Lap	Lap Tm	Diff	Time of Day
(22) Raymond McKenna			
1	1:25.824	+2.128	15:42:40.163
2	1:25.163	+1.467	15:44:05.326
3	1:26.192	+2.496	15:45:31.518
4	1:23.696		15:46:55.214

Results provisional until the conclusion of judicial and technical matters

Orbits

Chief Timekeeper

Clerk of the Course

D. Bradford

www.mylaps.com

Licensed to: R.H.Wright Timing

Printed: 11/05/2019 15:57:04

timing.rhwright.co.uk



BARC Bishopscourt Race Meeting

Sorted on best lap time

Qualifying Sessions

Bishopscourt Circuit (N.I) 1.824 miles

NI Saloons/ITCC (Q6)

11/05/2019 15:55

Qualifying started at 15:58:18

Pos	No.	First Name	Last Name	Make	Best Tm	Diff	In Lap	Best Speed	2nd Best	2nd Lap
ITCC										
1	66	Andrew	Armstrong	BMW M3 3200 cc	1:14.386		5	88.275	1:15.790	6
2	46	Ulick	Burke	Honda Integra 2400cc	1:15.584	1.198	8	86.876	1:15.801	7
3	48	Ciaran	Denvir	Honda Civic 2400cc	1:16.571	2.185	2	85.756	1:16.759	4
4	16	Keith	Campbell	VW Corrado 2000cc	1:16.685	2.299	4	85.628	1:17.106	5
5	12	Stephen	Potter	Honda Integra 2400cc	1:16.930	2.544	4	85.356	1:16.944	8
6	69	Robert	Savage	Honda Integra 1800cc	1:17.332	2.946	6	84.912	1:17.678	8
7	8	Keith	Rabbitt	Maxda RX8	1:19.030	4.644	4	83.087	1:19.735	6
8	21	Gareth	Hayden	Honda EK4 1800cc	1:19.070	4.684	4	83.045	1:19.425	2
9	86	Daniel	Faherty	Honda Civic R 2000cc	1:19.077	4.691	9	83.038	1:19.146	10
10	11	Alan	Donnelly	Honda Civic 2000cc	1:25.315	10.929	9	76.967	1:26.643	5
11	5	Tony	Gallagher	Honda Accord 2200cc	1:25.844	11.458	6	76.492	1:25.947	5
12	93	Brent	Hughes	Toyota Corolla 1998cc			0	-		0
NI Saloons										
1	83	Stephen	Traub	Honda Civic 2200cc	1:16.349		9	86.005	1:16.429	8
2	33	Donal	O'Neill	Seat Leon 1800cc	1:20.445	4.096	8	81.626	1:20.690	10
3	2	Greer	Wray	BMW 330i 3000cc	1:21.910	5.561	9	80.166	1:22.294	4
4	111	Jonathan	Smith	BMW 330 2979cc	1:23.027	6.678	5	79.088	1:23.289	8
5	31	Keith	Wray	BMW 330I 2993cc	1:26.172	9.823	6	76.201	1:26.938	7
6	71	Gavin	Kilkey	BMW 330 2979cc	1:26.872	10.523	1	75.587	1:27.632	3

Announcements

Car 79 - No transponder times recorded (Q12.2.1)

Results provisional until the conclusion of judicial and technical matters

Orbits

Chief Timekeeper

Clerk of the Course

D. Brudford

www.mylaps.com

Licensed to: R.H.Wright Timing

Printed: 11/05/2019 16:15:51

timing.rhwright.co.uk



BARC Bishopscourt Race Meeting

Qualifying Sessions

Bishopscourt Circuit (N.I) 1.824 miles

NI Saloons/ITCC (Q6)

11/05/2019 15:55

Qualifying started at 15:58:18

Lap	Lap Tm	Diff	Time of Day
(66) Andrew Armstrong			
1	1:16.994	+2.608	16:01:04.821
2	1:17.123	+2.737	16:02:21.944
3	1:17.697	+3.311	16:03:39.641
4	1:17.804	+3.418	16:04:57.445
5	1:14.386		16:06:11.831
6	1:15.790	+1.404	16:07:27.621
7	1:31.111	+16.725	16:08:58.732
8	3:11.372	+1:56.986	16:12:10.104
9	1:16.131	+1.745	16:13:26.235

Lap	Lap Tm	Diff	Time of Day
(46) Ulick Burke			
1	1:20.526	+4.942	16:00:43.760
2	1:18.994	+3.410	16:02:02.754
3	1:17.750	+2.166	16:03:20.504
4	1:16.948	+1.364	16:04:37.452
5	1:22.870	+7.286	16:06:00.322
6	1:19.396	+3.812	16:07:19.718
7	1:15.801	+0.217	16:08:35.519
8	1:15.584		16:09:51.103
p9	1:32.562	+16.978	16:11:23.665

Lap	Lap Tm	Diff	Time of Day
(83) Stephen Traub			
1	1:28.189	+11.840	16:00:49.410
2	1:18.334	+1.985	16:02:07.744
3	1:17.056	+0.707	16:03:24.800
4	1:16.707	+0.358	16:04:41.507
5	1:18.933	+2.584	16:06:00.440
6	1:16.577	+0.228	16:07:17.017
7	1:16.550	+0.201	16:08:33.567
8	1:16.429	+0.080	16:09:49.996
9	1:16.349		16:11:06.345
p10	1:57.815	+41.466	16:13:04.160

Lap	Lap Tm	Diff	Time of Day
(48) Ciaran Denvir			
1	1:18.295	+1.724	16:00:39.803
2	1:16.571		16:01:56.374
3	1:31.325	+14.754	16:03:27.699
4	1:16.759	+0.188	16:04:44.458
5	1:17.544	+0.973	16:06:02.002
6	1:30.850	+14.279	16:07:32.852
7	1:32.035	+15.464	16:09:04.887
8	1:17.847	+1.276	16:10:22.734
p9	1:48.309	+31.738	16:12:11.043

Lap	Lap Tm	Diff	Time of Day
(16) Keith Campbell			
1	1:23.950	+7.265	16:01:15.768
2	1:18.433	+1.748	16:02:34.201
3	1:17.140	+0.455	16:03:51.341
4	1:16.685		16:05:08.026
5	1:17.106	+0.421	16:06:25.132
p6	1:36.414	+19.729	16:08:01.546
7	5:16.269	+3:59.584	16:13:17.815

Lap	Lap Tm	Diff	Time of Day
(12) Stephen Potter			
1	1:20.401	+3.471	16:00:43.005
2	1:19.018	+2.088	16:02:02.023
3	1:17.718	+0.788	16:03:19.741
4	1:16.930		16:04:36.671
5	1:21.105	+4.175	16:05:57.776
6	1:17.026	+0.096	16:07:14.802
7	1:17.341	+0.411	16:08:32.143
8	1:16.944	+0.014	16:09:49.087
p9	1:56.260	+39.330	16:11:45.347

Lap	Lap Tm	Diff	Time of Day
(69) Robert Savage			
1	1:23.537	+6.205	16:00:57.850
2	1:20.199	+2.867	16:02:18.049
3	1:18.903	+1.571	16:03:36.952
4	1:18.494	+1.162	16:04:55.446
5	1:17.734	+0.402	16:06:13.180
6	1:17.332		16:07:30.512
7	1:18.486	+1.154	16:08:48.998
8	1:17.678	+0.346	16:10:06.676
9	1:17.842	+0.510	16:11:24.518
10	1:18.389	+1.057	16:12:42.907

Lap	Lap Tm	Diff	Time of Day
(8) Keith Rabbitt			
1	1:21.102	+2.072	16:01:08.001
2	1:22.669	+3.639	16:02:30.670
3	1:20.198	+1.168	16:03:50.868
4	1:19.030		16:05:09.898
5	1:30.773	+11.743	16:06:40.671
6	1:19.735	+0.705	16:08:00.406
7	1:33.716	+14.686	16:09:34.122
p8	1:47.874	+28.844	16:11:21.996

Lap	Lap Tm	Diff	Time of Day
(21) Gareth Hayden			
1	1:20.717	+1.647	16:00:51.258
2	1:19.425	+0.355	16:02:10.683
3	1:20.334	+1.264	16:03:31.017
4	1:19.070		16:04:50.087
p5	1:36.264	+17.194	16:06:26.351
6	2:30.649	+1:11.579	16:08:57.000
7	1:20.171	+1.101	16:10:17.171
8	1:19.623	+0.553	16:11:36.794
9	1:19.464	+0.394	16:12:56.258

Lap	Lap Tm	Diff	Time of Day
(86) Daniel Faherty			
1	1:22.032	+2.955	16:00:50.732
2	1:19.206	+0.129	16:02:09.938
3	1:26.237	+7.160	16:03:36.175
4	1:22.061	+2.984	16:04:58.236
5	1:19.508	+0.431	16:06:17.744
6	1:20.129	+1.052	16:07:37.873
7	1:21.113	+2.036	16:08:58.986
8	1:19.953	+0.876	16:10:18.939
9	1:19.077		16:11:38.016
10	1:19.146	+0.069	16:12:57.162

Lap	Lap Tm	Diff	Time of Day
(33) Donal O'Neill			
1	1:25.483	+5.038	16:00:55.197
2	1:22.676	+2.231	16:02:17.873
3	1:23.934	+3.489	16:03:41.807
4	1:20.892	+0.447	16:05:02.699
5	1:21.167	+0.722	16:06:23.866
6	1:21.775	+1.330	16:07:45.641
7	1:21.487	+1.042	16:09:07.128
8	1:20.445		16:10:27.573
9	1:22.436	+1.991	16:11:50.009
10	1:20.690	+0.245	16:13:10.699

Lap	Lap Tm	Diff	Time of Day
(2) Greer Wray			
1	1:25.830	+3.920	16:00:58.366
2	1:23.956	+2.046	16:02:22.322
3	1:22.545	+0.635	16:03:44.867
4	1:22.294	+0.384	16:05:07.161
5	1:22.515	+0.605	16:06:29.676
6	1:22.542	+0.632	16:07:52.218
7	1:22.676	+0.766	16:09:14.894
8	1:22.633	+0.723	16:10:37.527

Lap	Lap Tm	Diff	Time of Day
9	1:21.910		16:11:59.437
10	1:22.734	+0.824	16:13:22.171

Lap	Lap Tm	Diff	Time of Day
(111) Jonathan Smith			
1	1:26.412	+3.385	16:01:19.723
2	1:23.869	+0.842	16:02:43.592
3	1:25.072	+2.045	16:04:08.664
4	1:24.722	+1.695	16:05:33.386
5	1:23.027		16:06:56.413
6	1:27.310	+4.283	16:08:23.723
7	1:31.083	+8.056	16:09:54.806
8	1:23.289	+0.262	16:11:18.095
9	1:24.423	+1.396	16:12:42.518

Lap	Lap Tm	Diff	Time of Day
(11) Alan Donnelly			
1	1:33.957	+8.642	16:01:35.324
2	1:29.626	+4.311	16:03:04.950
3	1:27.683	+2.368	16:04:32.633
4	1:28.807	+3.492	16:06:01.440
5	1:26.643	+1.328	16:07:28.083
6	1:27.589	+2.274	16:08:55.672
7	1:28.699	+3.384	16:10:24.371
8	1:27.916	+2.601	16:11:52.287
9	1:25.315		16:13:17.602

Lap	Lap Tm	Diff	Time of Day
(5) Tony Gallagher			
1	1:34.115	+8.271	16:01:36.733
2	1:29.703	+3.859	16:03:06.436
3	1:27.234	+1.390	16:04:33.670
4	1:29.444	+3.600	16:06:03.114
5	1:25.947	+0.103	16:07:29.061
6	1:25.844		16:08:54.905
7	5:51.263	+4:25.419	16:14:46.168

Lap	Lap Tm	Diff	Time of Day
(31) Keith Wray			
1	1:29.796	+3.624	16:01:03.144
2	1:28.936	+2.764	16:02:32.080
3	1:27.192	+1.020	16:03:59.272
4	1:28.632	+2.460	16:05:27.904
5	1:27.734	+1.562	16:06:55.638
6	1:26.172		16:08:21.810
7	1:26.938	+0.766	16:09:48.748
8	1:28.564	+2.392	16:11:17.312
9	1:27.923	+1.751	16:12:45.235

Lap	Lap Tm	Diff	Time of Day
(71) Gavin Kilkey			
1	1:26.872		16:01:03.943
2	1:29.131	+2.259	16:02:33.074
3	1:27.632	+0.760	16:04:00.706
4	1:37.470	+10.598	16:05:38.176
5	1:46.413	+19.541	16:07:24.589

Results provisional until the conclusion of judicial and technical matters

Orbits

Chief Timekeeper

Clerk of the Course

D. Bradford

www.mylaps.com

Licensed to: R.H.Wright Timing

Printed: 11/05/2019 16:16:38

timing.rhwright.co.uk



BARC Bishopscourt Race Meeting

Sorted on best lap time

Qualifying Sessions

Bishopscourt Circuit (N.I) 1.824 miles

Fiesta Zetec/Fiesta ST (Q7)

11/05/2019 16:20

Qualifying started at 16:19:39

Pos	No.	First Name	Last Name	Make	Best Tm	Diff	In Lap	Best Speed	2nd Best	2nd Lap
Fiesta ST										
1	3	Alex	Denning	Fiesta ST 2000cc	1:23.165		3	78.956	1:23.415	2
2	17	Erik	Holstein	Fiesta ST 2000cc	1:23.387	0.222	3	78.746	1:23.446	8
3	88	Kevin	Doran	Fiesta ST 2000cc	1:24.396	1.231	7	77.805	1:24.703	1
4	5	Barry-John	McHenry	Fiesta ST 2000cc	1:24.739	1.574	3	77.490	1:24.854	1
5	1	David	Maguire	Fiesta ST 2000cc	1:24.765	1.600	3	77.466	1:24.959	6
6	48	Graham	McDonnell	Fiesta ST 2000cc	1:24.824	1.659	3	77.412	1:25.096	8
7	2	Michael	Cullen	Fiesta ST 2000cc	1:24.991	1.826	6	77.260	1:25.146	5
8	66	Niall	McFadden	Fiesta ST 2000cc	1:25.204	2.039	4	77.067	1:25.509	2
9	44	Ross	Barnes	Fiesta ST 2000cc	1:25.386	2.221	2	76.903	1:25.626	3
10	60	Brendan	Fitzgerald	Fiesta ST 2000cc	1:25.523	2.358	4	76.779	1:25.775	1
11	4	Gordon	Kellett	Fiesta ST 2000cc	1:25.773	2.608	2	76.556	1:25.904	3
12	6	Roana	McHale	Fiesta ST 2000cc	1:26.286	3.121	4	76.100	1:26.320	6
13	16	Michael	Clune	Fiesta ST 2000cc	1:26.752	3.587	10	75.692	1:27.684	6
14	21	Trevor	Farrar	Fiesta ST 2000cc	1:26.911	3.746	6	75.553	1:27.245	2
15	80	Guy	Wynn	Fiesta ST 2000cc	1:27.740	4.575	4	74.839	1:28.484	2
16	10	John	Lally	Fiesta ST 2000cc	1:29.771	6.606	7	73.146	1:30.618	8
17	11	Chris	Jones	Fiesta ST 2000cc	1:30.211	7.046	9	72.789	1:30.638	8
Ford Fiesta										
1	23	Mark	O'Donoghue	Fiesta Zetec 1250cc	1:30.230		9	72.774	1:30.478	7
2	66	William	Kellett	Fiesta Zetec 1250cc	1:30.276	0.046	3	72.737	1:30.589	8
3	17	Owen	Purcell	Fiesta Zetec 1250cc	1:30.551	0.321	8	72.516	1:31.356	6
4	47	Darren	Lawler	Fiesta Zetec 1250cc	1:31.031	0.801	4	72.134	1:31.252	7
5	21	Mark	Johnston	Fiesta Zetec 1250cc	1:31.406	1.176	4	71.838	1:31.957	3
6	71	Wayne	Laverick	Fiesta Zetec 1250cc	1:31.619	1.389	4	71.671	1:32.245	2
7	777	Stanislaw	Ukleja	Fiesta Zetec 1250cc	1:32.163	1.933	3	71.248	1:32.714	5
8	29	Dan	Keelan	Fiesta Zetec 1250cc	1:32.471	2.241	6	71.010	1:32.781	5
9	70	Michael	Fitzgerald	Fiesta Zetec 1250cc	1:32.662	2.432	7	70.864	1:33.301	8
10	46	Garret	Burke	Fiesta Zetec 1250cc	1:32.683	2.453	7	70.848	1:32.686	4
11	48	Aimee	Woods	Fiesta Zetec 1250cc	1:32.697	2.467	7	70.837	1:32.753	3
12	5	Andy	Kavanagh	Fiesta Zetec 1250cc	1:33.217	2.987	2	70.442	1:33.264	7
13	33	Ruth	Nugent	Fiesta Zetec 1250cc	1:34.087	3.857	7	69.791	1:35.657	6
14	98	Barry	Barrable	Fiesta Zetec 1250cc	1:34.099	3.869	4	69.782	1:34.124	5
15	91	Jason	O'Brien	Fiesta Zetec 1250cc	1:34.639	4.409	3	69.384	1:34.728	6
16	13	Fergal	Collins	Fiesta Zetec 1250cc	1:36.919	6.689	8	67.751	1:37.497	5
17	8	Nick	Bamber	Fiesta Zetec 1250cc	1:41.414	11.184	5	64.748	1:42.021	7
18	54	Colm	Barrable	Fiesta Zetec 1250cc			0	-		0

Announcements

Car 54 - All times disallowed, exceeding track limits. Q14.4.2
Penalty - Car 21 (M.Johnston) - 10 Place Grid Penalty for Technical Infringement (App 48, Para 3.4)

Results provisional until the conclusion of judicial and technical matters

Orbits

Chief Timekeeper

Clerk of the Course

D. Brudford

www.mylaps.com

icensed to: R.H.Wright Timing

Printed: 11/05/2019 16:48:26

timing.rhwright.co.uk



BARC Bishopscourt Race Meeting


Qualifying Sessions

Bishopscourt Circuit (N.I) 1.824 miles

Fiesta Zetec/Fiesta ST (Q7)

11/05/2019 16:20

Qualifying started at 16:19:39



Lap	Lap Tm	Diff	Time of Day
(3) Alex Denning			
1	1:23.654	+0.489	16:23:01.925
2	1:23.415	+0.250	16:24:25.340
3	1:23.165		16:25:48.505
4	1:30.599	+7.434	16:27:19.104
p5	1:43.786	+20.621	16:29:02.890
6	3:52.483	+2:29.318	16:32:55.373
7	1:46.890	+23.725	16:34:42.263
(17) Erik Holstein			
1	1:23.726	+0.339	16:22:37.236
2	1:23.506	+0.119	16:24:00.742
3	1:23.387		16:25:24.129
4	4:04.827	+2:41.440	16:29:28.956
5	1:28.973	+5.586	16:30:57.929
6	1:31.214	+7.827	16:32:29.143
7	1:23.586	+0.199	16:33:52.729
8	1:23.446	+0.059	16:35:16.175
(88) Kevin Doran			
1	1:24.703	+0.307	16:22:42.073
2	1:25.700	+1.304	16:24:07.773
3	1:24.987	+0.591	16:25:32.760
4	1:26.783	+2.387	16:26:59.543
p5	2:04.939	+40.543	16:29:04.482
6	3:35.258	+2:10.862	16:32:39.740
7	1:24.396		16:34:04.136
p8	1:50.310	+25.914	16:35:54.446
(5) Barry-John McHenry			
1	1:24.854	+0.115	16:22:46.236
2	1:25.582	+0.843	16:24:11.818
3	1:24.739		16:25:36.557
4	1:25.722	+0.983	16:27:02.279
5	1:36.728	+11.989	16:28:39.007
6	1:26.337	+1.598	16:30:05.344
7	1:25.907	+1.168	16:31:31.251
8	1:28.265	+3.526	16:32:59.516
9	1:47.603	+22.864	16:34:47.119
10	1:38.061	+13.322	16:36:25.180
(1) David Maguire			
1	1:26.832	+2.067	16:22:43.799
2	1:25.234	+0.469	16:24:09.033
3	1:24.765		16:25:33.798
4	1:27.516	+2.751	16:27:01.314
5	1:26.398	+1.633	16:28:27.712
6	1:24.959	+0.194	16:29:52.671
7	1:27.887	+3.122	16:31:20.558
p8	1:38.965	+14.200	16:32:59.523
9	2:36.078	+1:11.313	16:35:35.601
(48) Graham McDonnell			
1	1:25.929	+1.105	16:22:41.503
2	1:31.369	+6.545	16:24:12.872
3	1:24.824		16:25:37.696
4	1:25.263	+0.439	16:27:02.959
p5	1:31.618	+6.794	16:28:34.577
6	3:17.517	+1:52.693	16:31:52.094
7	1:25.933	+1.109	16:33:18.027
8	1:25.096	+0.272	16:34:43.123
9	1:26.793	+1.969	16:36:09.916
(2) Michael Cullen			
1	1:25.442	+0.451	16:23:04.813

Lap	Lap Tm	Diff	Time of Day
2	1:25.420	+0.429	16:24:30.233
3	1:25.648	+0.657	16:25:55.881
4	1:25.959	+0.968	16:27:21.840
5	1:25.146	+0.155	16:28:46.986
6	1:24.991		16:30:11.977
7	1:25.373	+0.382	16:31:37.350
8	1:25.757	+0.766	16:33:03.107
9	1:29.821	+4.830	16:34:32.928
10	1:25.837	+0.846	16:35:58.765
(66) Niall McFadden			
1	1:30.037	+4.833	16:23:12.578
2	1:25.509	+0.305	16:24:38.087
3	1:28.598	+3.394	16:26:06.685
4	1:25.204		16:27:31.889
5	1:25.567	+0.363	16:28:57.456
6	1:26.785	+1.581	16:30:24.241
7	1:30.032	+4.828	16:31:54.273
8	1:26.458	+1.254	16:33:20.731
9	1:27.782	+2.578	16:34:48.513
10	1:25.875	+0.671	16:36:14.388
(44) Ross Barnes			
1	1:26.161	+0.775	16:22:44.441
2	1:25.386		16:24:09.827
3	1:25.626	+0.240	16:25:35.453
4	1:26.620	+1.234	16:27:02.073
p5	1:36.654	+11.288	16:28:38.727
6	3:14.703	+1:49.317	16:31:53.430
7	1:26.248	+0.862	16:33:19.678
8	1:25.716	+0.330	16:34:45.394
9	1:27.001	+1.615	16:36:12.395
(60) Brendan Fitzgerald			
1	1:25.775	+0.252	16:23:05.563
2	1:26.634	+1.111	16:24:32.197
3	1:26.175	+0.652	16:25:58.372
4	1:25.523		16:27:23.895
5	1:27.657	+2.134	16:28:51.552
6	1:25.830	+0.307	16:30:17.382
7	1:25.849	+0.326	16:31:43.231
8	1:25.984	+0.461	16:33:09.215
9	1:28.492	+2.969	16:34:37.707
(4) Gordon Kellett			
1	1:27.578	+1.805	16:22:49.549
2	1:25.773		16:24:15.322
3	1:25.904	+0.131	16:25:41.226
4	1:26.437	+0.664	16:27:07.663
5	1:26.068	+0.295	16:28:33.731
6	1:27.055	+1.282	16:30:00.786
7	1:26.085	+0.312	16:31:26.871
p8	1:40.277	+14.504	16:33:07.148
9	2:24.923	+59.150	16:35:32.071
(6) Roana McHale			
1	1:27.383	+1.097	16:22:50.296
2	1:27.022	+0.736	16:24:17.318
3	1:27.562	+1.276	16:25:44.880
4	1:26.286		16:27:11.166
5	1:28.913	+2.627	16:28:40.079
6	1:26.320	+0.034	16:30:06.399
7	1:28.046	+1.760	16:31:34.445
8	1:27.785	+1.499	16:33:02.230
9	1:31.546	+5.260	16:34:33.776
10	1:28.261	+1.975	16:36:02.037

Lap	Lap Tm	Diff	Time of Day
(16) Michael Clune			
1	1:29.926	+3.174	16:22:53.927
2	1:31.102	+4.350	16:24:25.029
3	1:28.969	+2.217	16:25:53.998
4	1:29.630	+2.878	16:27:23.628
5	1:28.602	+1.850	16:28:52.230
6	1:27.684	+0.932	16:30:19.914
7	1:28.869	+2.117	16:31:48.783
8	1:29.445	+2.693	16:33:18.228
9	1:28.252	+1.500	16:34:46.480
10	1:26.752		16:36:13.232
(21) Trevor Farrar			
1	1:31.533	+4.622	16:23:12.995
2	1:27.245	+0.334	16:24:40.240
3	3:41.891	+2:14.980	16:28:22.131
4	1:28.228	+1.317	16:29:50.359
5	1:27.797	+0.886	16:31:18.156
6	1:26.911		16:32:45.067
7	1:29.166	+2.255	16:34:14.233
8	1:27.839	+0.928	16:35:42.072
(80) Guy Wynne			
1	1:30.665	+2.925	16:23:08.651
2	1:28.484	+0.744	16:24:37.135
3	1:30.546	+2.806	16:26:07.681
4	1:27.740		16:27:35.421
5	1:29.693	+1.953	16:29:05.114
6	1:29.400	+1.660	16:30:34.514
7	1:29.293	+1.553	16:32:03.807
8	1:29.091	+1.351	16:33:32.898
9	1:28.519	+0.779	16:35:01.417
(10) John Lally			
1	1:31.185	+1.414	16:23:12.275
2	1:31.367	+1.596	16:24:43.642
3	1:32.244	+2.473	16:26:15.886
4	1:30.917	+1.146	16:27:46.803
5	1:30.797	+1.026	16:29:17.600
6	1:30.626	+0.855	16:30:48.226
7	1:29.771		16:32:17.997
8	1:30.618	+0.847	16:33:48.615
9	1:31.346	+1.575	16:35:19.961
(11) Chris Jones			
1	1:34.695	+4.484	16:23:02.888
2	1:33.110	+2.899	16:24:36.087
3	1:31.431	+1.220	16:26:07.429
4	1:31.696	+1.485	16:27:39.125
5	1:32.648	+2.437	16:29:11.773
6	1:30.987	+0.776	16:30:42.760
7	1:30.960	+0.749	16:32:13.720
8	1:30.638	+0.427	16:33:44.358
9	1:30.211		16:35:14.569
(23) Mark O'Donoghue			
1	1:31.283	+1.053	16:23:15.715
2	1:30.623	+0.393	16:24:46.338
3	1:30.767	+0.537	16:26:17.105
4	1:31.887	+1.657	16:27:48.992
5	1:30.827	+0.597	16:29:19.819
6	1:30.603	+0.373	16:30:50.422
7	1:30.478	+0.248	16:32:20.900
8	1:30.916	+0.686	16:33:51.816
9	1:30.230		16:35:22.046

Results provisional until the conclusion of judicial and technical matters

Orbits

Chief Timekeeper

Clerk of the Course

D. Bradford

www.mylaps.com

licensed to: R.H.Wright Timing

Printed: 11/05/2019 16:54:18

timing.rhwright.co.uk

Page 1/2



BARC Bishopscourt Race Meeting

Qualifying Sessions

Bishopscourt Circuit (N.I) 1.824 miles

Fiesta Zetec/Fiesta ST (Q7)

11/05/2019 16:20

Qualifying started at 16:19:39

Lap	Lap Tm	Diff	Time of Day
(66) William Kellett			
1	1:33.445	+3.169	16:23:14.628
2	1:32.660	+2.384	16:24:47.288
3	1:30.276		16:26:17.564
4	1:31.002	+0.726	16:27:48.566
p5	1:40.005	+9.729	16:29:28.571
6	2:29.073	+58.797	16:31:57.644
7	1:31.420	+1.144	16:33:29.064
8	1:30.589	+0.313	16:34:59.653

Lap	Lap Tm	Diff	Time of Day
(17) Owen Purcell			
1	1:35.193	+4.642	16:23:20.189
2	1:32.508	+1.957	16:24:52.697
3	1:31.726	+1.175	16:26:24.423
4	1:32.173	+1.622	16:27:56.596
5	1:31.519	+0.968	16:29:28.115
6	1:31.356	+0.805	16:30:59.471
7	1:31.517	+0.966	16:32:30.988
8	1:30.551		16:34:01.539
9	1:33.667	+3.116	16:35:35.206

Lap	Lap Tm	Diff	Time of Day
(47) Darren Lawler			
1	1:33.560	+2.529	16:23:37.652
2	1:32.987	+1.956	16:25:10.639
3	1:32.329	+1.298	16:26:42.968
4	1:31.031		16:28:13.999
5	1:35.252	+4.221	16:29:49.251
6	1:32.957	+1.926	16:31:22.208
7	1:31.252	+0.221	16:32:53.460
8	1:32.767	+1.736	16:34:26.227
9	1:32.718	+1.687	16:35:58.945

Lap	Lap Tm	Diff	Time of Day
(21) Mark Johnston			
1	1:35.236	+3.830	16:23:21.332
2	1:34.152	+2.746	16:24:55.484
3	1:31.957	+0.551	16:26:27.441
4	1:31.406		16:27:58.847
5	1:32.974	+1.568	16:29:31.821
6	1:33.203	+1.797	16:31:05.024
7	1:33.432	+2.026	16:32:38.456
8	1:35.993	+4.587	16:34:14.449
9	1:35.162	+3.756	16:35:49.611

Lap	Lap Tm	Diff	Time of Day
(71) Wayne Laverick			
1	1:33.894	+2.275	16:23:22.231
2	1:32.245	+0.626	16:24:54.476
3	1:32.439	+0.820	16:26:26.915
4	1:31.619		16:27:58.534
5	1:45.668	+14.049	16:29:44.202
6	1:45.631	+14.012	16:31:29.833
7	1:35.432	+3.813	16:33:05.265
8	1:34.440	+2.821	16:34:39.705
9	1:36.962	+5.343	16:36:16.667

Lap	Lap Tm	Diff	Time of Day
(777) Stanislav Ukleja			
1	1:34.707	+2.544	16:23:24.057
2	1:33.391	+1.228	16:24:57.448
3	1:32.163		16:26:29.611
4	1:32.857	+0.694	16:28:02.468
5	1:32.714	+0.551	16:29:35.182
6	1:33.077	+0.914	16:31:08.259
7	1:33.130	+0.967	16:32:41.389
8	1:34.380	+2.217	16:34:15.769
9	1:35.068	+2.905	16:35:50.837

Lap	Lap Tm	Diff	Time of Day
(29) Dan Keelan			
1	1:34.972	+2.501	16:23:23.240
2	1:34.522	+2.051	16:24:57.762
3	1:33.208	+0.737	16:26:30.970
4	1:33.205	+0.734	16:28:04.175
5	1:32.781	+0.310	16:29:36.956
6	1:32.471		16:31:09.427
7	1:32.996	+0.525	16:32:42.423
8	1:33.710	+1.239	16:34:16.133
9	1:33.939	+1.468	16:35:50.072

Lap	Lap Tm	Diff	Time of Day
(70) Michael Fitzgerald			
1	1:34.992	+2.330	16:23:23.992
2	1:36.709	+4.047	16:25:00.701
3	1:35.789	+3.127	16:26:36.490
4	1:35.099	+2.437	16:28:11.589
5	1:33.638	+0.976	16:29:45.227
6	1:35.862	+3.200	16:31:21.089
7	1:32.662		16:32:53.751
8	1:33.301	+0.639	16:34:27.052
9	1:34.692	+2.030	16:36:01.744

Lap	Lap Tm	Diff	Time of Day
(46) Garret Burke			
1	1:35.295	+2.612	16:23:22.689
2	1:33.482	+0.799	16:24:56.171
3	1:33.062	+0.379	16:26:29.233
4	1:32.686	+0.003	16:28:01.919
5	1:34.219	+1.536	16:29:36.138
6	1:32.755	+0.072	16:31:08.893
7	1:32.683		16:32:41.576
8	1:33.076	+0.393	16:34:14.652
9	1:33.237	+0.554	16:35:47.889

Lap	Lap Tm	Diff	Time of Day
(48) Aimee Woods			
1	1:40.784	+8.087	16:23:31.082
2	1:35.433	+2.736	16:25:06.515
3	1:32.753	+0.056	16:26:39.268
4	1:32.882	+0.185	16:28:12.150
5	1:33.635	+0.938	16:29:45.785
6	1:34.082	+1.385	16:31:19.867
7	1:32.697		16:32:52.564
8	1:33.371	+0.674	16:34:25.935
9	1:35.410	+2.713	16:36:01.345

Lap	Lap Tm	Diff	Time of Day
(5) Andy Kavanagh			
1	1:35.192	+1.975	16:23:21.993
2	1:33.217		16:24:55.210
3	1:33.554	+0.337	16:26:28.764
4	1:34.446	+1.229	16:28:03.210
5	1:33.545	+0.328	16:29:36.755
6	1:33.554	+0.337	16:31:10.309
7	1:33.264	+0.047	16:32:43.573
8	1:33.532	+0.315	16:34:17.105
9	1:34.341	+1.124	16:35:51.446

Lap	Lap Tm	Diff	Time of Day
(33) Ruth Nugent			
1	1:41.144	+7.057	16:23:51.534
2	1:36.249	+2.162	16:25:27.783
3	1:39.232	+5.145	16:27:07.015
4	1:35.745	+1.658	16:28:42.760
5	1:36.403	+2.316	16:30:19.163
6	1:35.657	+1.570	16:31:54.820
7	1:34.087		16:33:28.907
8	1:36.218	+2.131	16:35:05.125

Lap	Lap Tm	Diff	Time of Day
(98) Barry Barrable			

Lap	Lap Tm	Diff	Time of Day
1	1:38.774	+4.675	16:23:30.639
2	1:36.847	+2.748	16:25:07.486
3	1:34.370	+0.271	16:26:41.856
4	1:34.099		16:28:15.955
5	1:34.124	+0.025	16:29:50.079
6	1:34.309	+0.210	16:31:24.388
7	1:35.413	+1.314	16:32:59.801
8	1:37.393	+3.294	16:34:37.194
p9	1:48.889	+14.790	16:36:26.083

Lap	Lap Tm	Diff	Time of Day
(91) Jason O'Brien			
1	1:35.465	+0.826	16:23:48.531
2	1:35.709	+1.070	16:25:24.240
3	1:34.639		16:26:58.879
4	1:35.865	+1.226	16:28:34.744
5	1:35.849	+1.210	16:30:10.593
6	1:34.728	+0.089	16:31:45.321
7	1:37.373	+2.734	16:33:22.694
8	1:35.536	+0.897	16:34:58.230

Lap	Lap Tm	Diff	Time of Day
(13) Fergal Collins			
1	1:39.827	+2.908	16:23:30.659
2	1:39.649	+2.730	16:25:10.308
3	1:38.432	+1.513	16:26:48.740
4	1:38.095	+1.176	16:28:26.835
5	1:37.497	+0.578	16:30:04.332
6	1:38.385	+1.466	16:31:42.717
7	1:38.731	+1.812	16:33:21.448
8	1:36.919		16:34:58.367

Lap	Lap Tm	Diff	Time of Day
(8) Nick Bamber			
1	1:44.505	+3.091	16:23:40.585
2	1:44.079	+2.665	16:25:24.664
3	1:44.138	+2.724	16:27:08.802
4	1:43.044	+1.630	16:28:51.846
5	1:41.414		16:30:33.260
6	1:43.596	+2.182	16:32:16.856
7	1:42.021	+0.607	16:33:58.877
8	1:43.741	+2.327	16:35:42.618

Lap	Lap Tm	Diff	Time of Day
(54) Colm Barrable			
1	1:34.128	59:20.647	16:23:32.392
2	1:33.702	59:21.073	16:25:06.094
3	1:32.299	59:22.476	16:26:38.393
4	1:33.205	59:21.570	16:28:11.598
5	1:32.132	59:22.643	16:29:43.730
6	1:31.978	59:22.797	16:31:15.708
7	1:31.578	59:23.197	16:32:47.286
8	1:31.198	59:23.577	16:34:18.484
9	1:32.255	59:22.520	16:35:50.739

Results provisional until the conclusion of judicial and technical matters

Orbits

Chief Timekeeper

Clerk of the Course

D. Bradford

www.mylaps.com

Licensed to: R.H.Wright Timing



BARC Bishops court Race Meeting

Sorted on best lap time

Qualifying Sessions

Bishops court Circuit (N.I) 1.824 miles

SEAT/ASK Supercars (Q8)

11/05/2019 16:45

Qualifying started at 16:41:44

Pos	No.	First Name	Last Name	Make	Best Tm	Diff	In Lap	Best Speed	2nd Best	2nd Lap
SEAT										
1	970	Shane	Murphy	Seat Leon 2000cc	1:11.881		3	91.351	1:11.968	6
2	2	Rod	McGovern	Seat Leon 2000cc	1:12.565	0.684	5	90.490	1:12.607	8
3	17	Darragh	McMullen	Seat Leon 2000cc	1:14.450	2.569	10	88.199	1:14.732	3
4	10	Barry	English	Seat Leon 2000cc			0	-		0
5	17	Neil	McMullen	Seat Leon 2000cc			0	-		0
Supercars										
1	22	Charlie	Linnane	RT2000	1:16.133		11	86.249	1:16.343	5
2	49	Philip	Jones	RT2000	1:16.229	0.096	9	86.140	1:16.837	8
3	111	David	Parks	RT2000	1:17.468	1.335	9	84.763	1:17.479	5
4	142	Paul	Parr	RT2000	1:17.605	1.472	7	84.613	1:17.971	8
5	15	Alan	Kessie	ASK Supercar Wildcat 200	1:19.784	3.651	3	82.302	1:19.889	5
6	11	Robbie	Parks Jnr	RT2000	1:20.303	4.170	7	81.770	1:20.474	11
7	7	Gary	Corcoran	RT2000			0	-		0
8	77	Alan	Watkins	RT2000			0	-		0
9	99	Vincent	O'Reilly	RT2000			0	-		0

Results provisional until the conclusion of judicial and technical matters

Orbits

Chief Timekeeper

Clerk of the Course

D. Brudford

www.mylaps.com

Licensed to: R.H.Wright Timing

Printed: 11/05/2019 17:00:15

timing.rhwright.co.uk



BARC Bishopscourt Race Meeting

Qualifying Sessions

Bishopscourt Circuit (N.I) 1.824 miles

SEAT/ASK Supercars (Q8)

11/05/2019 16:45

Qualifying started at 16:41:44

Lap	Lap Tm	Diff	Time of Day
(970) Shane Murphy			
1	1:14.501	+2.620	16:44:15.862
2	1:12.162	+0.281	16:45:28.024
3	1:11.881		16:46:39.905
4	1:12.257	+0.376	16:47:52.162
5	1:12.755	+0.874	16:49:04.917
6	1:11.968	+0.087	16:50:16.885
7	1:12.323	+0.442	16:51:29.208
p8	1:44.083	+32.202	16:53:13.291
9	5:14.444	+4:02.563	16:58:27.735

Lap	Lap Tm	Diff	Time of Day
(2) Rod McGovern			
1	1:14.371	+1.806	16:44:21.869
2	1:14.534	+1.969	16:45:36.403
3	1:13.169	+0.604	16:46:49.572
4	1:27.785	+15.220	16:48:17.357
5	1:12.565		16:49:29.922
6	1:13.031	+0.466	16:50:42.953
7	1:17.940	+5.375	16:52:00.893
8	1:12.607	+0.042	16:53:13.500
9	1:12.809	+0.244	16:54:26.309
10	1:13.164	+0.599	16:55:39.473
11	1:27.694	+15.129	16:57:07.167

Lap	Lap Tm	Diff	Time of Day
(17) Darragh McMullen			
1	1:17.147	+2.697	16:44:20.002
2	1:17.156	+2.706	16:45:37.158
3	1:14.732	+0.282	16:46:51.890
4	1:14.945	+0.495	16:48:06.835
5	1:15.115	+0.665	16:49:21.950
6	1:15.066	+0.616	16:50:37.016
7	1:15.177	+0.727	16:51:52.193
8	1:14.891	+0.441	16:53:07.084
9	1:15.288	+0.838	16:54:22.372
10	1:14.450		16:55:36.822
11	1:16.169	+1.719	16:56:52.991
12	1:14.940	+0.490	16:58:07.931

Lap	Lap Tm	Diff	Time of Day
(22) Charlie Linnane			
1	1:19.115	+2.982	16:44:29.522
2	1:17.034	+0.901	16:45:46.556
3	1:21.664	+5.531	16:47:08.220
4	1:16.753	+0.620	16:48:24.973
5	1:16.343	+0.210	16:49:41.316
6	1:18.996	+2.863	16:51:00.312
7	1:18.921	+2.788	16:52:19.233
8	1:19.425	+3.292	16:53:38.658
9	1:17.170	+1.037	16:54:55.828
10	1:17.402	+1.269	16:56:13.230
11	1:16.133		16:57:29.363

Lap	Lap Tm	Diff	Time of Day
(49) Philip Jones			
1	1:18.941	+2.712	16:44:28.470
2	1:17.604	+1.375	16:45:46.074
3	1:19.550	+3.321	16:47:05.624
4	1:17.629	+1.400	16:48:23.253
p5	1:29.995	+13.766	16:49:53.248
6	2:09.860	+53.631	16:52:03.108
7	1:16.953	+0.724	16:53:20.061
8	1:16.837	+0.608	16:54:36.898
9	1:16.229		16:55:53.127
p10	1:32.074	+15.845	16:57:25.201

Lap	Lap Tm	Diff	Time of Day
(111) David Parks			
1	1:18.196	+0.728	16:44:30.544

Lap	Lap Tm	Diff	Time of Day
2	1:17.778	+0.310	16:45:48.322
p3	1:25.115	+7.647	16:47:13.437
4	1:51.596	+34.128	16:49:05.033
5	1:17.479	+0.011	16:50:22.512
6	1:18.325	+0.857	16:51:40.837
7	1:18.046	+0.578	16:52:58.883
8	1:17.981	+0.513	16:54:16.864
9	1:17.468		16:55:34.332
10	1:18.502	+1.034	16:56:52.834
11	1:17.962	+0.494	16:58:10.796

Lap	Lap Tm	Diff	Time of Day
(142) Paul Parr			
1	1:20.154	+2.549	16:44:32.348
2	1:18.351	+0.746	16:45:50.699
3	1:19.364	+1.759	16:47:10.063
p4	1:36.352	+18.747	16:48:46.415
5	3:26.353	+2:08.748	16:52:12.768
6	1:18.464	+0.859	16:53:31.232
7	1:17.605		16:54:48.837
8	1:17.971	+0.366	16:56:06.808
9	1:18.230	+0.625	16:57:25.038

Lap	Lap Tm	Diff	Time of Day
(15) Alan Kessie			
1	1:21.144	+1.360	16:44:40.854
2	1:20.329	+0.545	16:46:01.183
3	1:19.784		16:47:20.967
4	1:20.125	+0.341	16:48:41.092
5	1:19.889	+0.105	16:50:00.981
6	3:53.634	+2:33.850	16:53:54.615
7	1:19.955	+0.171	16:55:14.570
8	1:20.731	+0.947	16:56:35.301
p9	1:40.617	+20.833	16:58:15.918

Lap	Lap Tm	Diff	Time of Day
(11) Robbie Parks Jnr			
1	1:21.410	+1.107	16:44:38.814
2	1:20.861	+0.558	16:45:59.675
3	1:20.968	+0.665	16:47:20.643
4	1:21.718	+1.415	16:48:42.361
5	1:20.575	+0.272	16:50:02.936
6	1:20.837	+0.534	16:51:23.773
7	1:20.303		16:52:44.076
8	1:20.828	+0.525	16:54:04.904
9	1:21.029	+0.726	16:55:25.933
10	1:21.214	+0.911	16:56:47.147
11	1:20.474	+0.171	16:58:07.621

Results provisional until the conclusion of judicial and technical matters

Orbits

Chief Timekeeper

Clerk of the Course

D. Bradford

www.mylaps.com

Licensed to: R.H.Wright Timing

Printed: 11/05/2019 17:00:48

timing.rhwright.co.uk



BARC BishopsCourt Kart Meeting

Superkarts

BishopsCourt Circuit (N.I) 1.824 miles


Superkarts (Final 1) R1

11/05/2019 14:50

Race (8 Laps)

9	45	
	17	
8	17	75
	15	16
7	74	54
	13	14
6	NI	10
	11	12
5	53	43
	9	10
4		
	7	8
3	83	62
	5	6
2	27	99
	3	4
1	32	IGP
	1	2

POLE POSITION



Results provisional until the conclusion of judicial and technical matters

Orbits

Chief Timekeeper

Clerk of the Course

D. Brudford

www.mylaps.com

Printed: 11/05/2019 10:49:35

timing.rhwright.co.uk

Licensed to: R.H.Wright Timing



BARC Bishops court Kart Meeting

Sorted on Laps

Superkarts

Bishops court Circuit (N.I) 1.824 miles

Superkarts (Final 1) R1

11/05/2019 14:50

Race (8 Laps) started at 14:58:54

Pos	No.	First Name	Last Name	Make	Total Tm	Diff	Laps	Avg. Speed	Best Tm	Best Speed	In Lap
125 Superkart											
1	53	Alan	Crossen	125 Superkart	9:32.277		8	91.793	1:10.755	92.805	4
2	NI	Aaron	Newell	125 Superkart	9:38.597	6.320	8	90.791	1:10.944	92.558	2
3	10	Jack	Irvine	125 Superkart	9:38.817	6.540	8	90.756	1:11.060	92.406	3
4	43	Brian	Jones	125 Superkart	9:46.726	14.449	8	89.533	1:11.183	92.247	4
5	54	Peter	Crossen	125 Superkart	9:52.273	19.996	8	88.694	1:12.993	89.959	4
6	75	Peter	Bell	125 Superkart	8:54.926	1 Lap	7	85.927	1:14.714	87.887	6
7	17	Scott	Greenaway	125 Superkart	8:55.554	1 Lap	7	85.827	1:14.982	87.573	6
Not classified											
DNF	74	Jonathan	Bell	125 Superkart	4:50.847	DNF	4	90.307	1:11.166	92.269	2
DNF	45	Robert	Martin	125 Superkart	3:48.713	DNF	3	86.131	1:14.902	87.667	2
250 Superkart											
1	99	Stuart	Coe	250 Div 1 Superkart	8:51.630		8	98.812	1:05.546	100.180	5
2	IGP	Liam	Fox	250 Div1 Superkart	8:54.878	3.248	8	98.212	1:05.688	99.963	4
3	27	Alan	Witherow	250 Div1 Superkart	9:03.530	11.900	8	96.648	1:06.651	98.519	5
4	83	Colin	Menary	250 Div1 Superkart	9:21.126	29.496	8	93.617	1:08.637	95.669	2
Not classified											
DNF	32	Mathew	McGaffin	250 Div1 Superkart	0.000	DNF		-		-	0
DNS	62	Colin	Armstrong	250 Div 1 Superkart		DNS		-		-	0

Margin of Victory	Avg. Speed	Best Lap Tm	Best Speed	Best Lap by
3.248	98.812	1:05.546	100.180	99 - Stuart Coe

Results provisional until the conclusion of judicial and technical matters Orbits

Chief Timekeeper

Clerk of the Course

D. Bradfield

www.mylaps.com

Licensed to: R.H.Wright Timing



BARC Bishopscourt Kart Meeting

Superkarts

Bishopscourt Circuit (N.I) 1.824 miles

Superkarts (Final 1) R1

11/05/2019 14:50

Race (8 Laps) started at 14:58:54

Lap	Lap Tm	Diff	Time of Day
(99) Stuart Coey			
1	1:09.428	+3.882	15:00:04.040
2	1:05.798	+0.252	15:01:09.838
3	1:05.747	+0.201	15:02:15.585
4	1:05.590	+0.044	15:03:21.175
5	1:05.546		15:04:26.721
6	1:05.939	+0.393	15:05:32.660
7	1:06.066	+0.520	15:06:38.726
8	1:07.425	+1.879	15:07:46.151
(IGP) Liam Fox			
1	1:10.265	+4.577	15:00:04.808
2	1:05.844	+0.156	15:01:10.652
3	1:05.689	+0.001	15:02:16.341
4	1:05.688		15:03:22.029
5	1:05.925	+0.237	15:04:27.954
6	1:07.275	+1.587	15:05:35.229
7	1:06.991	+1.303	15:06:42.220
8	1:07.179	+1.491	15:07:49.399
(27) Alan Withero			
1	1:11.463	+4.812	15:00:06.188
2	1:06.816	+0.165	15:01:13.004
3	1:08.691	+2.040	15:02:21.695
4	1:06.686	+0.035	15:03:28.381
5	1:06.651		15:04:35.032
6	1:07.820	+1.169	15:05:42.852
7	1:07.360	+0.709	15:06:50.212
8	1:07.839	+1.188	15:07:58.051
(83) Colin Menary			
1	1:10.901	+2.264	15:00:05.652
2	1:08.637		15:01:14.289
3	1:10.002	+1.365	15:02:24.291
4	1:10.005	+1.368	15:03:34.296
5	1:10.472	+1.835	15:04:44.768
6	1:10.481	+1.844	15:05:55.249
7	1:10.028	+1.391	15:07:05.277
8	1:10.370	+1.733	15:08:15.647
(53) Alan Crossen			
1	1:12.528	+1.773	15:00:08.921
2	1:11.120	+0.365	15:01:20.041
3	1:10.889	+0.134	15:02:30.930
4	1:10.755		15:03:41.685
5	1:10.837	+0.082	15:04:52.522
6	1:11.381	+0.626	15:06:03.903
7	1:11.338	+0.583	15:07:15.241
8	1:11.557	+0.802	15:08:26.798
(NI) Aaron Newell			
1	1:14.057	+3.113	15:00:10.676
2	1:10.944		15:01:21.620
3	1:11.452	+0.508	15:02:33.072
4	1:11.808	+0.864	15:03:44.880
5	1:11.966	+1.022	15:04:56.846
6	1:12.402	+1.458	15:06:09.248
7	1:11.946	+1.002	15:07:21.194
8	1:11.924	+0.980	15:08:33.118
(10) Jack Irvine			
1	1:14.778	+3.718	15:00:11.321
2	1:11.600	+0.540	15:01:22.921
3	1:11.060		15:02:33.981
4	1:11.434	+0.374	15:03:45.415

Lap	Lap Tm	Diff	Time of Day
5	1:12.398	+1.338	15:04:57.813
6	1:11.542	+0.482	15:06:09.355
7	1:11.970	+0.910	15:07:21.325
8	1:12.013	+0.953	15:08:33.338
(43) Brian Jones			
1	1:14.835	+3.652	15:00:11.321
2	1:12.129	+0.946	15:01:23.450
3	1:11.653	+0.470	15:02:35.103
4	1:11.183		15:03:46.286
5	1:17.055	+5.872	15:05:03.341
6	1:12.738	+1.555	15:06:16.079
7	1:12.872	+1.689	15:07:28.951
8	1:12.296	+1.113	15:08:41.247
(54) Peter Crossen			
1	1:16.436	+3.443	15:00:13.458
2	1:13.268	+0.275	15:01:26.726
3	1:13.032	+0.039	15:02:39.758
4	1:12.993		15:03:52.751
5	1:13.754	+0.761	15:05:06.505
6	1:13.251	+0.258	15:06:19.756
7	1:13.761	+0.768	15:07:33.517
8	1:13.277	+0.284	15:08:46.794
(75) Peter Bell			
1	1:18.803	+4.089	15:00:16.031
2	1:15.728	+1.014	15:01:31.759
3	1:15.689	+0.975	15:02:47.448
4	1:16.576	+1.862	15:04:04.024
5	1:15.133	+0.419	15:05:19.157
6	1:14.714		15:06:33.871
7	1:15.576	+0.862	15:07:49.447
(17) Scott Greenaway			
1	1:18.085	+3.103	15:00:15.160
2	1:16.333	+1.351	15:01:31.493
3	1:15.135	+0.153	15:02:46.628
4	1:16.572	+1.590	15:04:03.200
5	1:15.447	+0.465	15:05:18.647
6	1:14.982		15:06:33.629
7	1:16.446	+1.464	15:07:50.075
(74) Jonathan Bell			
1	1:13.540	+2.374	15:00:10.224
2	1:11.166		15:01:21.390
3	1:12.260	+1.094	15:02:33.650
4	1:11.718	+0.552	15:03:45.368
(45) Robert Martin			
1	1:16.007	+1.105	15:00:13.123
2	1:14.902		15:01:28.025
3	1:15.209	+0.307	15:02:43.234

Results provisional until the conclusion of judicial and technical matters

Orbits

Chief Timekeeper

Clerk of the Course

D. Bradford

www.mylaps.com

Licensed to: R.H.Wright Timing

Printed: 11/05/2019 15:17:12

timing.rhwright.co.uk



BARC BishopsCourt Kart Meeting

Superkarts

BishopsCourt Circuit (N.I) 1.824 miles


Superkarts (Final 2) R2

11/05/2019 17:05

Race (10 Laps)

9	45	
	17	
8	17	74
	15	16
7	54	75
	13	14
6	10	43
	11	12
5	53	NI
	9	10
4		
	7	8
3	32	62
	5	6
2	27	83
	3	4
1	99	IGP
	1	2

POLE POSITION



Results provisional until the conclusion of judicial and technical matters

Orbits

Chief Timekeeper

Clerk of the Course

D. Brudford

www.mylaps.com

Licensed to: R.H.Wright Timing

Printed: 11/05/2019 15:39:50

timing.rhwright.co.uk



BARC Bishopscourt Kart Meeting

Sorted on Laps

Superkarts

Bishopscourt Circuit (N.I) 1.824 miles

Superkarts (Final 2) R2

11/05/2019 17:05

Race (10 Laps) started at 17:11:59

Pos	No.	First Name	Last Name	Make	Total Tm	Diff	Laps	Avg. Speed	Best Tm	Best Speed	In Lap
125 Superkart											
1	53	Alan	Crossen	125 Superkart	11:53.631		10	92.014	1:10.652	92.940	8
2	NI	Aaron	Newell	125 Superkart	11:59.979	6.348	10	91.203	1:11.146	92.295	2
3	10	Jack	Irvine	125 Superkart	12:00.073	6.442	10	91.191	1:11.041	92.431	2
4	43	Brian	Jones	125 Superkart	12:02.079	8.448	10	90.937	1:11.418	91.943	9
5	74	Jonathan	Bell	125 Superkart	12:05.007	11.376	10	90.570	1:11.109	92.343	2
6	54	Peter	Crossen	125 Superkart	12:13.999	20.368	10	89.461	1:11.856	91.383	3
7	45	Robert	Martin	125 Superkart	11:26.134	1 Lap	9	86.131	1:14.388	88.272	6
8	75	Peter	Bell	125 Superkart	11:35.390	1 Lap	9	84.985	1:14.945	87.616	4
Not classified											
DNF	17	Scott	Greenaway	125 Superkart	7:39.463	DNF	6	85.749	1:14.866	87.709	6
250 Superkart											
1	99	Stuart	Coe	250 Div1 Superkart	11:08.033		10	98.295	1:06.047	99.420	5
2	IGP	Liam	Fox	250 Div1 Superkart	11:13.833	5.800	10	97.448	1:06.324	99.005	5
3	27	Alan	Witherow	250 Div1 Superkart	11:16.555	8.522	10	97.056	1:06.603	98.590	7
4	83	Colin	Menary	250 Div1 Superkart	11:25.060	17.027	10	95.851	1:06.848	98.229	4
5	32	Mathew	McGaffin	250 Div1 Superkart	11:32.010	23.977	10	94.889	1:07.163	97.768	4

Margin of Victory	Avg. Speed	Best Lap Tm	Best Speed	Best Lap by
5.800	98.295	1:06.047	99.420	99 - Stuart Coe

Results provisional until the conclusion of judicial and technical matters

Orbits

Chief Timekeeper

Clerk of the Course

D. Bradfield

www.mylaps.com

Licensed to: R.H.Wright Timing



BARC Bishopscourt Kart Meeting

Superkarts

Bishopscourt Circuit (N.I) 1.824 miles

Superkarts (Final 2) R2

11/05/2019 17:05

Race (10 Laps) started at 17:11:59

Lap	Lap Tm	Diff	Time of Day
(99) Stuart Coey			
1	1:10.606	+4.559	17:13:10.564
2	1:06.502	+0.455	17:14:17.066
3	1:06.083	+0.036	17:15:23.149
4	1:06.065	+0.018	17:16:29.214
5	1:06.047		17:17:35.261
6	1:06.156	+0.109	17:18:41.417
7	1:06.403	+0.356	17:19:47.820
8	1:06.474	+0.427	17:20:54.294
9	1:06.590	+0.543	17:22:00.884
10	1:06.865	+0.818	17:23:07.749

Lap	Lap Tm	Diff	Time of Day
(IGP) Liam Fox			
1	1:11.069	+4.745	17:13:10.909
2	1:08.176	+1.852	17:14:19.085
3	1:06.801	+0.477	17:15:25.886
4	1:06.606	+0.282	17:16:32.492
5	1:06.324		17:17:38.816
6	1:06.691	+0.367	17:18:45.507
7	1:06.535	+0.211	17:19:52.042
8	1:07.442	+1.118	17:20:59.484
9	1:07.260	+0.936	17:22:06.744
10	1:06.805	+0.481	17:23:13.549

Lap	Lap Tm	Diff	Time of Day
(27) Alan Withero			
1	1:11.120	+4.517	17:13:11.225
2	1:08.420	+1.817	17:14:19.645
3	1:07.011	+0.408	17:15:26.656
4	1:06.940	+0.337	17:16:33.596
5	1:07.295	+0.692	17:17:40.891
6	1:07.018	+0.415	17:18:47.909
7	1:06.603		17:19:54.512
8	1:07.158	+0.555	17:21:01.670
9	1:07.985	+1.382	17:22:09.655
10	1:06.616	+0.013	17:23:16.271

Lap	Lap Tm	Diff	Time of Day
(83) Colin Menary			
1	1:10.413	+3.565	17:13:10.129
2	1:08.772	+1.924	17:14:18.901
3	1:07.355	+0.507	17:15:26.256
4	1:06.848		17:16:33.104
5	1:08.196	+1.348	17:17:41.300
6	1:08.836	+1.988	17:18:50.136
7	1:08.648	+1.800	17:19:58.784
8	1:07.445	+0.597	17:21:06.229
9	1:08.169	+1.321	17:22:14.398
10	1:10.378	+3.530	17:23:24.776

Lap	Lap Tm	Diff	Time of Day
(32) Mathew McGaffin			
1	1:09.851	+2.688	17:13:09.682
2	1:07.837	+0.674	17:14:17.519
3	1:07.589	+0.426	17:15:25.108
4	1:07.163		17:16:32.271
5	1:11.170	+4.007	17:17:43.441
6	1:07.497	+0.334	17:18:50.938
7	1:09.185	+2.022	17:20:00.123
8	1:07.793	+0.630	17:21:07.916
9	1:10.535	+3.372	17:22:18.451
10	1:13.275	+6.112	17:23:31.726

Lap	Lap Tm	Diff	Time of Day
(53) Alan Crossen			
1	1:12.568	+1.916	17:13:14.130
2	1:10.821	+0.169	17:14:24.951
3	1:10.768	+0.116	17:15:35.719
4	1:10.849	+0.197	17:16:46.568

Lap	Lap Tm	Diff	Time of Day
5	1:11.043	+0.391	17:17:57.611
6	1:11.000	+0.348	17:19:08.611
7	1:11.000	+0.348	17:20:19.611
8	1:10.652		17:21:30.263
9	1:11.063	+0.411	17:22:41.326
10	1:12.021	+1.369	17:23:53.347

Lap	Lap Tm	Diff	Time of Day
(NI) Aaron Newell			
1	1:13.368	+2.222	17:13:14.962
2	1:11.146		17:14:26.108
3	1:11.547	+0.401	17:15:37.655
4	1:11.200	+0.054	17:16:48.855
5	1:11.976	+0.830	17:18:00.831
6	1:11.690	+0.544	17:19:12.521
7	1:11.564	+0.418	17:20:24.085
8	1:11.608	+0.462	17:21:35.693
9	1:12.218	+1.072	17:22:47.911
10	1:11.784	+0.638	17:23:59.695

Lap	Lap Tm	Diff	Time of Day
(10) Jack Irvine			
1	1:13.751	+2.710	17:13:15.394
2	1:11.041		17:14:26.435
3	1:11.411	+0.370	17:15:37.846
4	1:11.432	+0.391	17:16:49.278
5	1:11.679	+0.638	17:18:00.957
6	1:11.729	+0.688	17:19:12.686
7	1:11.615	+0.574	17:20:24.301
8	1:11.705	+0.664	17:21:36.006
9	1:11.844	+0.803	17:22:47.850
10	1:11.939	+0.898	17:23:59.789

Lap	Lap Tm	Diff	Time of Day
(43) Brian Jones			
1	1:13.605	+2.187	17:13:15.301
2	1:12.056	+0.638	17:14:27.357
3	1:11.907	+0.489	17:15:39.264
4	1:11.672	+0.254	17:16:50.936
5	1:11.968	+0.550	17:18:02.904
6	1:12.057	+0.639	17:19:14.961
7	1:11.729	+0.311	17:20:26.690
8	1:11.738	+0.320	17:21:38.428
9	1:11.418		17:22:49.846
10	1:11.949	+0.531	17:24:01.795

Lap	Lap Tm	Diff	Time of Day
(74) Jonathan Bell			
1	1:13.558	+2.449	17:13:16.564
2	1:11.109		17:14:27.673
3	1:11.488	+0.379	17:15:39.161
4	1:11.637	+0.528	17:16:50.798
5	1:12.602	+1.493	17:18:03.400
6	1:11.836	+0.727	17:19:15.236
7	1:11.882	+0.773	17:20:27.118
8	1:12.180	+1.071	17:21:39.298
9	1:12.601	+1.492	17:22:51.899
10	1:12.824	+1.715	17:24:04.723

Lap	Lap Tm	Diff	Time of Day
(54) Peter Crossen			
1	1:14.623	+2.767	17:13:16.304
2	1:12.076	+0.220	17:14:28.380
3	1:11.856		17:15:40.236
4	1:12.354	+0.498	17:16:52.590
5	1:13.142	+1.286	17:18:05.732
6	1:13.462	+1.606	17:19:19.194
7	1:13.883	+2.027	17:20:33.077
8	1:13.438	+1.582	17:21:46.515
9	1:13.628	+1.772	17:23:00.143
10	1:13.572	+1.716	17:24:13.715

Lap	Lap Tm	Diff	Time of Day
(45) Robert Martin			
1	1:17.541	+3.153	17:13:19.702
2	1:16.979	+2.591	17:14:36.681
3	1:17.796	+3.408	17:15:54.477
4	1:15.928	+1.540	17:17:10.405
5	1:14.649	+0.261	17:18:25.054
6	1:14.388		17:19:39.442
7	1:14.807	+0.419	17:20:54.249
8	1:15.839	+1.451	17:22:10.088
9	1:15.762	+1.374	17:23:25.850

Lap	Lap Tm	Diff	Time of Day
(75) Peter Bell			
1	1:23.633	+8.688	17:13:25.671
2	1:15.816	+0.871	17:14:41.487
3	1:15.085	+0.140	17:15:56.572
4	1:14.945		17:17:11.517
5	1:15.844	+0.899	17:18:27.361
6	1:15.585	+0.640	17:19:42.946
7	1:17.825	+2.880	17:21:00.771
8	1:17.257	+2.312	17:22:18.028
9	1:17.078	+2.133	17:23:35.106

Lap	Lap Tm	Diff	Time of Day
(17) Scott Greenaway			
1	1:18.262	+3.396	17:13:21.280
2	1:16.049	+1.183	17:14:37.329
3	1:16.747	+1.881	17:15:54.076
4	1:15.359	+0.493	17:17:09.435
5	1:14.878	+0.012	17:18:24.313
6	1:14.866		17:19:39.179

Results provisional until the conclusion of judicial and technical matters

Orbits

Chief Timekeeper

Clerk of the Course

D. Bradford

www.mylaps.com

icensed to: R.H.Wright Timing

Printed: 11/05/2019 17:25:23

timing.rhwright.co.uk



BARC Bishopscourt Race Meeting

Strykers & NI Sevens

Bishopscourt Circuit (N.I) 1.824 miles

Strykers/NI Sevens 1 (R3)

11/05/2019 17:20

Race (15:00 Time)

14	97	69
	27	28
13	13	9
	25	26
12	66	4
	23	24
11	5	2
	21	22
10	73	98
	19	20
9	36	8
	17	18
8	3	14
	15	16
7		14
	13	
6		12
	11	
5	22	
	9	10
4	53	111
	7	8
3	146	46
	5	6
2	15	94
	3	4
1	34	44
	1	2

POLE POSITION

Results provisional until the conclusion of judicial and technical matters

Orbits

Chief Timekeeper

Clerk of the Course

D. Brudford

www.mylaps.com

Licensed to: R.H.Wright Timing

Printed: 11/05/2019 15:03:44

timing.rhwright.co.uk



BARC Bishopscourt Race Meeting

Sorted on Laps

Strykers & NI Sevens

Bishopscourt Circuit (N.I) 1.824 miles

Strykers/NI Sevens 1 (R3)

11/05/2019 17:20

Race (15:00 Time) started at 17:40:40

Pos	No.	First Name	Last Name	Make	Total Tm	Diff	Laps	Avg. Speed	Best Tm	Best Speed	In Lap
NI Sevens											
1	34	Mark	Francis	Locost Honda 929cc	15:46.045		12	83.291	1:16.685	85.628	3
2	46	Trevor	Allen	Westfield SEI 1000cc	15:49.182	3.137	12	83.015	1:17.476	84.754	6
3	94	Brendan	Cunning	GMS 929cc	15:52.132	6.087	12	82.758	1:18.148	84.025	8
4	44	Richard	Francis	Locost Honda 929cc	17:08.344	4 Laps	8	51.083	1:18.425	83.728	6
Not classified											
DNF	15	Paul	Thompson	RAW Strker 929cc	10:36.444	DNF	8	82.539	1:18.007	84.177	4
DNF	53	Scott	Walker	Locost Fireblade 929cc	6:26.906	DNF	4	67.886	1:18.702	83.434	2
DNS	146	David	Mutch	GMS Honda 929cc		DNS		-		-	0
DNS	111	Davis	Buick	Reis Aero 929cc		DNS		-		-	0
DNS	22	Allen	Millar	GMS 929cc		DNS		-		-	0
Strykers 1.8											
1	3	Greg	Kelly	Stryker 1800cc	16:32.685		12	79.377	1:19.111	83.002	4
2	73	Stephen	Ross	Stryker 1800cc	16:36.243	3.558	12	79.094	1:18.694	83.442	6
3	36	Colin	Deering	Stryker 1800cc	16:44.011	11.326	12	78.482	1:19.730	82.358	4
4	8	Roger	Welaratne	Stryker 1800cc	16:44.427	11.742	12	78.450	1:20.123	81.954	5
5	14	David	Reynolds	Stryker 1800cc	16:44.896	12.211	12	78.413	1:20.008	82.072	4
6	66	Niall	McFadden	Stryker 1800cc	16:55.683	22.998	12	77.580	1:20.179	81.897	2
7	5	Des	Meehan	Stryker 1800cc	16:56.115	23.430	12	77.547	1:20.212	81.863	4
8	9	Michael	Ward	Stryker 1800cc	15:47.976	1 Lap	11	76.194	1:21.755	80.318	11
9	13	Kevin	McGrath	Stryker 1800cc	15:48.521	1 Lap	11	76.151	1:21.660	80.411	3
10	4	Dominic	Ryan	Stryker 1800cc	15:51.573	1 Lap	11	75.906	1:22.533	79.561	2
11	97	Colin	Marnane	Stryker 1800cc	16:03.807	1 Lap	11	74.943	1:22.645	79.453	7
Not classified											
DNF	98	Andrew	D'Alton	Stryker 1800cc	15:22.601	DNF	11	78.290	1:19.610	82.482	4
DNF	2	Conal	Shipman	Stryker 1800cc	3:33.354	DNF	2	61.554	1:26.451	75.955	1
DNF	69	Ian	McGrath	Stryker 1800cc	7:44.282	DNF	2	28.286		-	0

Margin of Victory	Avg. Speed	Best Lap Tm	Best Speed	Best Lap by
3.137	83.291	1:16.685	85.628	34 - Mark Francis

Results provisional until the conclusion of judicial and technical matters

Orbits

Chief Timekeeper

Clerk of the Course

D. Bradfield

www.mylaps.com

Licensed to: R.H.Wright Timing

Printed: 11/05/2019 17:59:00

timing.rhwright.co.uk



BARC Bishops court Race Meeting

Strykers & NI Sevens

Bishops court Circuit (N.I) 1.824 miles

Strykers/NI Sevens 1 (R3)

11/05/2019 17:20

Race (15:00 Time) started at 17:40:40

Lap	Lap Tm	Diff	Time of Day
(34) Mark Francis			
1	1:24.314	+7.629	17:42:06.581
2	1:18.602	+1.917	17:43:25.183
3	1:16.685		17:44:41.868
4	1:17.157	+0.472	17:45:59.025
5	1:18.476	+1.791	17:47:17.501
6	1:17.524	+0.839	17:48:35.025
7	1:17.160	+0.475	17:49:52.185
8	1:17.812	+1.127	17:51:09.997
9	1:17.553	+0.868	17:52:27.550
10	1:18.192	+1.507	17:53:45.742
11	1:20.385	+3.700	17:55:06.127
12	1:20.072	+3.387	17:56:26.199
(46) Trevor Allen			
1	1:21.600	+4.124	17:42:04.549
2	1:17.496	+0.020	17:43:22.045
3	1:18.014	+0.538	17:44:40.059
4	1:18.074	+0.598	17:45:58.133
5	1:18.622	+1.146	17:47:16.755
6	1:17.476		17:48:34.231
7	1:17.549	+0.073	17:49:51.780
8	1:17.856	+0.380	17:51:09.636
9	1:17.641	+0.165	17:52:27.277
10	1:18.284	+0.808	17:53:45.561
11	1:25.718	+8.242	17:55:11.279
12	1:18.057	+0.581	17:56:29.336
(94) Brendan Cuning			
1	1:24.026	+5.878	17:42:06.407
2	1:18.780	+0.632	17:43:25.187
3	1:19.118	+0.970	17:44:44.305
4	1:18.210	+0.062	17:46:02.515
5	1:19.892	+1.744	17:47:22.407
6	1:18.421	+0.273	17:48:40.828
7	1:18.782	+0.634	17:49:59.610
8	1:18.148		17:51:17.758
9	1:18.420	+0.272	17:52:36.178
10	1:18.718	+0.570	17:53:54.896
11	1:18.654	+0.506	17:55:13.550
12	1:18.736	+0.588	17:56:32.286
(3) Greg Kelly			
1	1:24.432	+5.321	17:42:33.488
2	1:22.061	+2.950	17:43:55.549
3	1:20.520	+1.409	17:45:16.069
4	1:19.111		17:46:35.180
5	1:19.163	+0.052	17:47:54.343
6	1:19.593	+0.482	17:49:13.936
7	1:19.438	+0.327	17:50:33.374
8	1:19.390	+0.279	17:51:52.764
9	1:19.957	+0.846	17:53:12.721
10	1:19.367	+0.256	17:54:32.088
11	1:20.206	+1.095	17:55:52.294
12	1:20.545	+1.434	17:57:12.839
(73) Stephen Ross			
1	1:25.358	+6.664	17:42:34.738
2	1:21.395	+2.701	17:43:56.133
3	1:21.656	+2.962	17:45:17.789
4	1:19.809	+1.115	17:46:37.598
5	1:19.728	+1.034	17:47:57.326
6	1:18.694		17:49:16.020
7	1:19.510	+0.816	17:50:35.530
8	1:20.201	+1.507	17:51:55.731

Lap	Lap Tm	Diff	Time of Day
9	1:20.410	+1.716	17:53:16.141
10	1:20.452	+1.758	17:54:36.593
11	1:20.028	+1.334	17:55:56.621
12	1:19.776	+1.082	17:57:16.397
(36) Colin Deering			
1	1:26.312	+6.582	17:42:35.641
2	1:21.017	+1.287	17:43:56.658
3	1:21.693	+1.963	17:45:18.351
4	1:19.730		17:46:38.081
5	1:19.955	+0.225	17:47:58.036
6	1:20.590	+0.860	17:49:18.626
7	1:20.555	+0.825	17:50:39.181
8	1:20.802	+1.072	17:51:59.983
9	1:20.631	+0.901	17:53:20.614
10	1:21.114	+1.384	17:54:41.728
11	1:20.797	+1.067	17:56:02.525
12	1:21.640	+1.910	17:57:24.165
(8) Roger Welaratne			
1	1:26.184	+6.061	17:42:35.260
2	1:21.859	+1.736	17:43:57.119
3	1:22.052	+1.929	17:45:19.171
4	1:20.548	+0.425	17:46:39.719
5	1:20.123		17:47:59.842
6	1:20.199	+0.076	17:49:20.041
7	1:20.349	+0.226	17:50:40.390
8	1:21.053	+0.930	17:52:01.443
9	1:20.798	+0.675	17:53:22.241
10	1:20.456	+0.333	17:54:42.697
11	1:20.852	+0.729	17:56:03.549
12	1:21.032	+0.909	17:57:24.581
(14) David Reynolds			
1	1:27.087	+7.079	17:42:36.122
2	1:21.215	+1.207	17:43:57.337
3	1:21.636	+1.628	17:45:18.973
4	1:20.008		17:46:38.981
5	1:20.167	+0.159	17:47:59.148
6	1:20.360	+0.352	17:49:19.508
7	1:20.255	+0.247	17:50:39.763
8	1:20.768	+0.760	17:52:00.531
9	1:20.444	+0.436	17:53:20.975
10	1:21.293	+1.285	17:54:42.268
11	1:21.135	+1.127	17:56:03.403
12	1:21.647	+1.639	17:57:25.050
(66) Niall McFadden			
1	1:27.615	+7.436	17:42:37.762
2	1:20.179		17:43:57.941
3	1:22.144	+1.965	17:45:20.085
4	1:21.912	+1.733	17:46:41.997
5	1:21.117	+0.938	17:48:03.114
6	1:21.039	+0.860	17:49:24.153
7	1:20.290	+0.111	17:50:44.443
8	1:23.088	+2.909	17:52:07.531
9	1:20.952	+0.773	17:53:28.483
10	1:20.711	+0.532	17:54:49.194
11	1:25.088	+4.909	17:56:14.282
12	1:21.555	+1.376	17:57:35.837
(5) Des Meehan			
1	1:28.256	+8.044	17:42:38.102
2	1:21.636	+1.424	17:43:59.738
3	1:21.227	+1.015	17:45:20.965
4	1:20.212		17:46:41.177

Lap	Lap Tm	Diff	Time of Day
5	1:20.910	+0.698	17:48:02.087
6	1:20.871	+0.659	17:49:22.958
7	1:20.457	+0.245	17:50:43.415
8	1:20.958	+0.746	17:52:04.373
9	1:21.818	+1.606	17:53:26.191
10	1:22.118	+1.906	17:54:48.309
11	1:23.797	+3.585	17:56:12.106
12	1:24.163	+3.951	17:57:36.269
(9) Michael Ward			
1	1:28.925	+7.170	17:42:39.698
2	1:22.766	+1.011	17:44:02.464
3	1:22.801	+1.046	17:45:25.265
4	1:21.844	+0.089	17:46:47.109
5	1:22.973	+1.218	17:48:10.082
6	1:23.172	+1.417	17:49:33.254
7	1:23.835	+2.080	17:50:57.089
8	1:23.366	+1.611	17:52:20.455
9	1:22.795	+1.040	17:53:43.250
10	1:23.125	+1.370	17:55:06.375
11	1:21.755		17:56:28.130
(13) Kevin McGrath			
1	1:29.525	+7.865	17:42:40.042
2	1:25.823	+4.163	17:44:05.865
3	1:21.660		17:45:27.525
4	1:21.853	+0.193	17:46:49.378
5	1:21.678	+0.018	17:48:11.056
6	1:23.583	+1.923	17:49:34.639
7	1:22.647	+0.987	17:50:57.286
8	1:24.036	+2.376	17:52:21.322
9	1:22.097	+0.437	17:53:43.419
10	1:23.402	+1.742	17:55:06.821
11	1:21.854	+0.194	17:56:28.675
(4) Dominic Ryan			
1	1:26.824	+4.291	17:42:37.038
2	1:22.533		17:43:59.571
3	1:23.371	+0.838	17:45:22.942
4	1:24.070	+1.537	17:46:47.012
5	1:23.827	+1.294	17:48:10.839
6	1:23.652	+1.119	17:49:34.491
7	1:23.455	+0.922	17:50:57.946
8	1:23.350	+0.817	17:52:21.296
9	1:23.249	+0.716	17:53:44.545
10	1:23.208	+0.675	17:55:07.753
11	1:23.974	+1.441	17:56:31.727
(97) Colin Mamane			
1	1:32.244	+9.599	17:42:44.012
2	1:24.806	+2.161	17:44:08.818
3	1:24.184	+1.539	17:45:33.002
4	1:24.527	+1.882	17:46:57.529
5	1:24.722	+2.077	17:48:22.251
6	1:24.611	+1.966	17:49:46.862
7	1:22.645		17:51:09.507
8	1:22.847	+0.202	17:52:32.354
9	1:23.934	+1.289	17:53:56.288
10	1:23.015	+0.370	17:55:19.303
11	1:24.658	+2.013	17:56:43.961
(44) Richard Francis			
p1	2:23.045	+1.04620	17:43:05.096
2	6:28.164	+5.09739	17:49:33.260
3	1:18.907	+0.482	17:50:52.167
4	1:18.756	+0.331	17:52:10.923

Results provisional until the conclusion of judicial and technical matters

Orbits

Chief Timekeeper

Clerk of the Course

D. Bradford

www.mylaps.com

licensed to: R.H.Wright Timing

Printed: 11/05/2019 17:59:21

timing.rhwright.co.uk

Page 1/2



BARC Bishopscourt Race Meeting


Strykers & NI Sevens

Bishopscourt Circuit (N.I) 1.824 miles

Strykers/NI Sevens 1 (R3)

11/05/2019 17:20

Race (15:00 Time) started at 17:40:40



Lap	Lap Tm	Diff	Time of Day
5	1:18.608	+0.183	17:53:29.531
6	1:18.425		17:54:47.956
7	1:18.573	+0.148	17:56:06.529
p8	1:41.969	+23.544	17:57:48.498

(98) Andrew D'Alton

Lap	Lap Tm	Diff	Time of Day
1	1:24.831	+5.221	17:42:34.317
2	1:21.530	+1.920	17:43:55.847
3	1:21.244	+1.634	17:45:17.091
4	1:19.610		17:46:36.701
5	1:20.669	+1.059	17:47:57.370
6	1:21.785	+2.175	17:49:19.155
7	1:20.250	+0.640	17:50:39.405
8	1:21.830	+2.220	17:52:01.235
9	1:20.535	+0.925	17:53:21.770
10	1:20.673	+1.063	17:54:42.443
11	1:20.312	+0.702	17:56:02.755

(15) Paul Thompson

Lap	Lap Tm	Diff	Time of Day
1	1:23.175	+5.168	17:42:05.707
2	1:18.321	+0.314	17:43:24.028
3	1:18.366	+0.359	17:44:42.394
4	1:18.007		17:46:00.401
5	1:18.714	+0.707	17:47:19.115
6	1:18.408	+0.401	17:48:37.523
7	1:18.549	+0.542	17:49:56.072
8	1:20.526	+2.519	17:51:16.598

(53) Scott Walker

Lap	Lap Tm	Diff	Time of Day
1	1:22.448	+3.746	17:42:07.080
2	1:18.702		17:43:25.782
3	1:18.739	+0.037	17:44:44.521
p4	2:22.539	+1:03.837	17:47:07.060

(2) Conal Shipman

Lap	Lap Tm	Diff	Time of Day
1	1:26.451		17:42:36.525
2	1:36.983	+10.532	17:44:13.508

(69) Ian McGrath

Lap	Lap Tm	Diff	Time of Day
p1	1:54.523	59:00.252	17:43:05.861
p2	5:18.575	55:36.200	17:48:24.436

Lap Lap Tm Diff Time of Day

Lap Lap Tm Diff Time of Day

Results provisional until the conclusion of judicial and technical matters

Orbits

Chief Timekeeper

Clerk of the Course

D. Brudford

Printed: 11/05/2019 17:59:21

timing.rhwright.co.uk

www.mylaps.com

Licensed to: R.H.Wright Timing

Page 2/2




BARC Bishopscourt Race Meeting

HRCA
 HRCA 1 (R4)
 Race (15:00 Time)


Bishopscourt Circuit (N.I) 1.824 miles

11/05/2019 17:45



4	41	87
	7	8
3	72	6
	5	6
2	47	22
	3	4
1	21	23
	1	2

POLE POSITION



Results provisional until the conclusion of judicial and technical matters

Orbits

Chief Timekeeper

Clerk of the Course

D. Brudford

www.mylaps.com

Licensed to: R.H.Wright Timing

Printed: 11/05/2019 15:35:26

timing.rhwright.co.uk



BARC Bishopscourt Race Meeting

Sorted on Laps

HRCA **Bishopscourt Circuit (N.I) 1.824 miles**
HRCA 1 (R4) **11/05/2019 17:45**
Race (15:00 Time) started at 18:04:02

Pos	No.	First Name	Last Name	Make	Total Tm	Diff	Laps	Avg. Speed	Best Tm	Best Speed	In Lap
1	23	Jackie	Cochrane	Sunbeam Tiger 4600cc	15:52.209		12	82.752	1:17.516	84.710	10
2	21	Bernard	Foley	MGB GT 5000cc	15:55.506	3.297	12	82.466	1:17.810	84.390	8
3	72	Wolfgang	Schnittger	MG Midget 1460cc	16:24.071	1 Lap	11	73.400	1:28.009	74.611	11
4	6	Edmund	Cassidy	Sunbeam Tiger 4500cc	15:52.503	2 Laps	10	68.938	1:31.061	72.110	4
5	41	Laim	Ruth	MG Midget 1380cc	15:53.150	2 Laps	10	68.892	1:32.185	71.231	10
6	22	Brendan	Keane	Mallock 1600cc	16:17.479	2 Laps	10	67.177	1:25.214	77.058	4
7	87	Ken	McAvoy	Austin Healey Sprite 1300cc	17:17.187	2 Laps	10	63.310	1:41.162	64.910	8
Not classified											
DNS	47	Clive	Brandon	Lotus Europa 47 1761cc		DNS		-		-	0

Announcements

New Track Record (1:17.516) for HRCA by Jackie Cochrane.

Margin of Victory	Avg. Speed	Best Lap Tm	Best Speed	Best Lap by
3.297	82.752	1:17.516	84.710	23 - Jackie Cochrane

Results provisional until the conclusion of judicial and technical matters

Orbits

Chief Timekeeper

Clerk of the Course

D. Bradfield

www.mylaps.com

Licensed to: R.H.Wright Timing



BARC Bishops court Race Meeting

Bishops court Circuit (N.I) 1.824 miles

HRCA

HRCA 1 (R4)

11/05/2019 17:45

Race (15:00 Time) started at 18:04:02

Lap	Lap Tm	Diff	Time of Day
(23) Jackie Cochrane			
1	1:27.462	+9.946	18:05:34.769
2	1:18.689	+1.173	18:06:53.458
3	1:18.465	+0.949	18:08:11.923
4	1:18.952	+1.436	18:09:30.875
5	1:18.009	+0.493	18:10:48.884
6	1:18.727	+1.211	18:12:07.611
7	1:18.446	+0.930	18:13:26.057
8	1:17.643	+0.127	18:14:43.700
9	1:17.828	+0.312	18:16:01.528
10	1:17.516		18:17:19.044
11	1:18.309	+0.793	18:18:37.353
12	1:17.797	+0.281	18:19:55.150

Lap	Lap Tm	Diff	Time of Day
(21) Bernard Foley			
1	1:28.543	+10.733	18:05:33.103
2	1:18.619	+0.809	18:06:51.722
3	1:19.706	+1.896	18:08:11.428
4	1:19.045	+1.235	18:09:30.473
5	1:19.383	+1.573	18:10:49.856
6	1:18.527	+0.717	18:12:08.383
7	1:18.435	+0.625	18:13:26.818
8	1:17.810		18:14:44.628
9	1:18.738	+0.928	18:16:03.366
10	1:18.577	+0.767	18:17:21.943
11	1:18.450	+0.640	18:18:40.393
12	1:18.054	+0.244	18:19:58.447

Lap	Lap Tm	Diff	Time of Day
(72) Wolfgang Schnittger			
1	1:34.774	+6.765	18:05:40.439
2	1:29.101	+1.092	18:07:09.540
3	1:29.677	+1.668	18:08:39.217
4	1:29.154	+1.145	18:10:08.371
5	1:28.493	+0.484	18:11:36.864
6	1:29.486	+1.477	18:13:06.350
7	1:28.211	+0.202	18:14:34.561
8	1:28.278	+0.269	18:16:02.839
9	1:28.148	+0.139	18:17:30.987
10	1:28.016	+0.007	18:18:59.003
11	1:28.009		18:20:27.012

Lap	Lap Tm	Diff	Time of Day
(6) Edmund Cassidy			
1	1:40.977	+9.916	18:05:48.177
2	1:35.379	+4.318	18:07:23.556
3	1:34.403	+3.342	18:08:57.959
4	1:31.061		18:10:29.020
5	1:36.116	+5.055	18:12:05.136
6	1:34.670	+3.609	18:13:39.806
7	1:32.714	+1.653	18:15:12.520
8	1:35.248	+4.187	18:16:47.768
9	1:35.277	+4.216	18:18:23.045
10	1:32.399	+1.338	18:19:55.444

Lap	Lap Tm	Diff	Time of Day
(41) Laim Ruth			
1	1:36.820	+4.635	18:05:43.146
2	1:33.606	+1.421	18:07:16.752
3	1:35.248	+3.063	18:08:52.000
4	1:36.520	+4.335	18:10:28.520
5	1:37.092	+4.907	18:12:05.612
6	1:34.936	+2.751	18:13:40.548
7	1:35.894	+3.709	18:15:16.442
8	1:33.670	+1.485	18:16:50.112
9	1:33.794	+1.609	18:18:23.906
10	1:32.185		18:19:56.091

Lap	Lap Tm	Diff	Time of Day
(22) Brendan Keane			
1	3:15.461	+1:50.247	18:07:20.484
2	1:26.656	+1.442	18:08:47.140
3	1:25.412	+0.198	18:10:12.552
4	1:25.214		18:11:37.766
5	1:27.307	+2.093	18:13:05.073
6	1:27.639	+2.425	18:14:32.712
7	1:27.138	+1.924	18:15:59.850
8	1:26.472	+1.258	18:17:26.322
9	1:26.558	+1.344	18:18:52.880
10	1:27.540	+2.326	18:20:20.420

Lap	Lap Tm	Diff	Time of Day
(87) Ken McAvooy			
1	1:46.537	+5.375	18:05:54.091
2	1:44.368	+3.206	18:07:38.459
3	1:44.860	+3.698	18:09:23.319
4	1:42.708	+1.546	18:11:06.027
5	1:42.236	+1.074	18:12:48.263
6	1:42.588	+1.426	18:14:30.851
7	1:43.458	+2.296	18:16:14.309
8	1:41.162		18:17:55.471
9	1:41.941	+0.779	18:19:37.412
10	1:42.716	+1.554	18:21:20.128

Results provisional until the conclusion of judicial and technical matters

Orbits

Chief Timekeeper

Clerk of the Course

D. Brudford

Printed: 11/05/2019 18:22:25

timing.rhwright.co.uk

www.mylaps.com

Licensed to: R.H.Wright Timing



BARC Bishopscourt Race Meeting


Selco.ie Formula Vee

Bishopscourt Circuit (N.I) 1.824 miles

Formula Vee 1 (R5)


12/05/2019 09:10

Race (15:00 Time)



7	73	
	13	
6	40	37
	11	
5	16	99
	9	
4	35	8
	7	
3	9	28
	5	
2	97	26
	3	
1	1	17
	1	2

POLE POSITION



Results provisional until the conclusion of judicial and technical matters

Orbits

Chief Timekeeper

Clerk of the Course

D. Brudford

www.mylaps.com

Licensed to: R.H.Wright Timing

Printed: 11/05/2019 14:30:26

timing.rhwright.co.uk



BARC Bishops court Race Meeting

Sorted on Laps

Selco.ie Formula Vee

Bishops court Circuit (N.I) 1.824 miles

Formula Vee 1 (R5)

12/05/2019 09:10

Race (15:00 Time) started at 9:20:38

Pos	No.	First Name	Last Name	Make	Total Tm	Diff	Laps	Avg. Speed	Best Tm	Best Speed	In Lap
1	26	Paul	Heavey	Formula Vee 1600cc	16:17.289		12	80.628	1:20.105	81.972	7
2	1	Anthony	Cross	Formula Vee 1600cc	16:17.450	0.161	12	80.615	1:19.425	82.674	6
3	97	Jack	Byrne	Sheane 1600cc	16:38.686	21.397	12	78.900	1:20.132	81.945	8
4	28	Philip	Sheane	Sheane R4 1600	16:39.227	21.938	12	78.858	1:21.189	80.878	11
5	35	Matt	Bodden	Leystone JH02 1600cc	16:40.147	22.858	12	78.785	1:21.221	80.846	12
6	16	JB	Farrell	Formula Vee 1600cc	17:16.351	59.062	12	76.033	1:24.278	77.914	5
7	40	Sean	McCallion	Sheane 1600cc	17:17.883	1:00.594	12	75.921	1:23.413	78.722	4
8	37	Tim	Murray	Formula Vee 1600cc	17:21.825	1:04.536	12	75.633	1:23.879	78.284	5
9	73	Justin	Gray	Sheane 1600cc	17:27.675	1:10.386	12	75.211	1:23.074	79.043	4
10	9	Robert	Fleming	Formula Vee 1600cc	17:59.803	1:42.514	12	72.973	1:22.962	79.149	10
Not classified											
DNF	8	Colin	Lewis	Formula Vee 1600cc	1:30.105	DNF	1	72.875	1:26.585	75.838	1
DNF	7	Michael	Killian	Formula Vee 1600cc	1:42.759	DNF	1	63.901	1:37.841	67.113	1
DNS	17	Dan	Polley	LOH Sheane 1600cc		DNS		-		-	0
DNS	99	Jordan	Kelly	Formula Vee 1600cc		DNS		-		-	0

Margin of Victory	Avg. Speed	Best Lap Tm	Best Speed	Best Lap by
0.161	80.628	1:19.425	82.674	1 - Anthony Cross

Results provisional until the conclusion of judicial and technical matters

Orbits

Chief Timekeeper

Clerk of the Course

D. Bradfield

www.mylaps.com

Licensed to: R.H.Wright Timing



BARC Bishops court Race Meeting

Selco.ie Formula Vee

Bishops court Circuit (N.I) 1.824 miles

Formula Vee 1 (R5)

12/05/2019 09:10

Race (15:00 Time) started at 9:20:38

Lap	Lap Tm	Diff	Time of Day
(26) Paul Heavey			
1	1:24.283	+4.178	9:22:05.047
2	1:21.218	+1.113	9:23:26.265
3	1:20.863	+0.758	9:24:47.128
4	1:22.456	+2.351	9:26:09.584
5	1:20.632	+0.527	9:27:30.216
6	1:20.441	+0.336	9:28:50.657
7	1:20.105		9:30:10.762
8	1:20.944	+0.839	9:31:31.706
9	1:20.635	+0.530	9:32:52.341
10	1:21.373	+1.268	9:34:13.714
11	1:21.180	+1.075	9:35:34.894
12	1:20.802	+0.697	9:36:55.696

Lap	Lap Tm	Diff	Time of Day
(1) Anthony Cross			
1	1:24.268	+4.843	9:22:03.829
2	1:21.724	+2.299	9:23:25.553
3	1:20.840	+1.415	9:24:46.393
4	1:23.835	+4.410	9:26:10.228
5	1:20.255	+0.830	9:27:30.483
6	1:19.425		9:28:49.908
7	1:21.173	+1.748	9:30:11.081
8	1:21.039	+1.614	9:31:32.120
9	1:20.424	+0.999	9:32:52.544
10	1:21.434	+2.009	9:34:13.978
11	1:21.036	+1.611	9:35:35.014
12	1:20.843	+1.418	9:36:55.857

Lap	Lap Tm	Diff	Time of Day
(97) Jack Byrne			
1	1:23.533	+3.401	9:22:04.183
2	1:21.046	+0.914	9:23:25.229
3	1:42.286	+22.154	9:25:07.515
4	1:20.383	+0.251	9:26:27.898
5	1:20.138	+0.006	9:27:48.036
6	1:22.191	+2.059	9:29:10.227
7	1:21.753	+1.621	9:30:31.980
8	1:20.132		9:31:52.112
9	1:20.662	+0.530	9:33:12.774
10	1:21.509	+1.377	9:34:34.283
11	1:21.087	+0.955	9:35:55.370
12	1:21.723	+1.591	9:37:17.093

Lap	Lap Tm	Diff	Time of Day
(28) Philip Sheane			
1	1:25.800	+4.611	9:22:06.810
2	1:25.595	+4.406	9:23:32.405
3	1:22.664	+1.475	9:24:55.069
4	1:23.983	+2.794	9:26:19.052
5	1:22.950	+1.761	9:27:42.002
6	1:24.006	+2.817	9:29:06.008
7	1:23.589	+2.370	9:30:29.567
8	1:21.964	+0.775	9:31:51.531
9	1:21.722	+0.533	9:33:13.253
10	1:21.373	+0.184	9:34:34.626
11	1:21.189		9:35:55.815
12	1:21.819	+0.630	9:37:17.634

Lap	Lap Tm	Diff	Time of Day
(35) Matt Bodden			
1	1:26.752	+5.531	9:22:08.747
2	1:23.904	+2.683	9:23:32.651
3	1:25.277	+4.056	9:24:57.928
4	1:23.250	+2.029	9:26:21.178
5	1:22.217	+0.996	9:27:43.395
6	1:23.135	+1.914	9:29:06.530
7	1:22.939	+1.718	9:30:29.469
8	1:23.452	+2.231	9:31:52.921


Lap	Lap Tm	Diff	Time of Day
9	1:21.869	+0.648	9:33:14.790
10	1:21.290	+0.069	9:34:36.080
11	1:21.253	+0.032	9:35:57.333
12	1:21.221		9:37:18.554
(16) JB Farrell			
1	1:25.465	+1.187	9:22:07.552
2	1:24.738	+0.460	9:23:32.290
3	1:25.535	+1.257	9:24:57.825
4	1:25.390	+1.112	9:26:23.215
5	1:24.278		9:27:47.493
6	1:25.425	+1.147	9:29:12.918
7	1:25.212	+0.934	9:30:38.130
8	1:25.342	+1.064	9:32:03.472
9	1:26.763	+2.485	9:33:30.235
10	1:27.172	+2.894	9:34:57.407
11	1:28.038	+3.760	9:36:25.445
12	1:29.313	+5.035	9:37:54.758

Lap	Lap Tm	Diff	Time of Day
(40) Sean McCallion			
1	1:28.423	+5.010	9:22:11.227
2	1:25.483	+2.070	9:23:36.710
3	1:24.221	+0.808	9:25:00.931
4	1:23.413		9:26:24.344
5	1:23.840	+0.427	9:27:48.184
6	1:26.957	+3.544	9:29:15.141
7	1:26.555	+3.142	9:30:41.696
8	1:27.254	+3.841	9:32:08.950
9	1:27.887	+4.474	9:33:36.837
10	1:26.072	+2.659	9:35:02.909
11	1:27.107	+3.694	9:36:30.016
12	1:26.274	+2.861	9:37:56.290

Lap	Lap Tm	Diff	Time of Day
(37) Tim Murray			
1	1:26.821	+2.942	9:22:09.603
2	1:31.351	+7.472	9:23:40.954
3	1:29.652	+5.773	9:25:10.606
4	1:26.225	+2.346	9:26:36.831
5	1:23.879		9:28:00.710
6	1:24.174	+0.295	9:29:24.884
7	1:26.606	+2.727	9:30:51.490
8	1:24.648	+0.769	9:32:16.138
9	1:24.732	+0.853	9:33:40.870
10	1:24.744	+0.865	9:35:05.614
11	1:28.164	+4.285	9:36:33.778
12	1:26.454	+2.575	9:38:00.232

Lap	Lap Tm	Diff	Time of Day
(73) Justin Gray			
1	1:28.431	+5.357	9:22:11.314
2	1:24.257	+1.183	9:23:35.571
3	1:24.811	+1.737	9:25:00.382
4	1:23.074		9:26:23.456
5	1:23.983	+0.909	9:27:47.439
6	1:25.780	+2.706	9:29:13.219
7	1:39.691	+16.617	9:30:52.910
8	1:24.991	+1.917	9:32:17.901
9	1:23.722	+0.648	9:33:41.623
10	1:23.523	+0.449	9:35:05.146
11	1:37.739	+14.665	9:36:42.885
12	1:23.197	+0.123	9:38:06.082

Lap	Lap Tm	Diff	Time of Day
(9) Robert Fleming			
1	1:24.617	+1.655	9:22:05.892
2	1:39.601	+16.639	9:23:45.493
3	1:25.844	+2.882	9:25:11.337
4	1:24.540	+1.578	9:26:35.877



Results provisional until the conclusion of judicial and technical matters

Orbits

Chief Timekeeper

Clerk of the Course

D. Bradford

www.mylaps.com

icensed to: R.H.Wright Timing

Printed: 12/05/2019 09:39:18

timing.rhwright.co.uk



BARC Bishopscourt Race Meeting


Golfmech Globals

Bishopscourt Circuit (N.I) 1.824 miles

Globals GT Light 1 (R6)


12/05/2019 09:40

Race (15:00 Time)



6	79	
	11	
5	54	69
	9	10
4	70	50
	7	8
3	7	28
	5	6
2	57	29
	3	4
1	8	27
	1	2

POLE POSITION



Results provisional until the conclusion of judicial and technical matters

Orbits

Chief Timekeeper

Clerk of the Course

D. Brudford

www.mylaps.com

Licensed to: R.H.Wright Timing

Printed: 11/05/2019 15:13:26

timing.rhwright.co.uk



BARC Bishops court Race Meeting

Sorted on Laps

Golfmech Globals

Bishops court Circuit (N.I) 1.824 miles

Globals GT Light 1 (R6)

12/05/2019 09:40

Race (15:00 Time) started at 9:49:07

Pos	No.	First Name	Last Name	Make	Total Tm	Diff	Laps	Avg. Speed	Best Tm	Best Speed	In Lap
1	8	Peter	Drennan	Global GT Light 600cc	15:01.832		12	87.374	1:14.335	88.335	4
2	57	Jake	Byrne	Global GT Light 600cc	15:02.088	0.256	12	87.349	1:13.914	88.838	3
3	29	Conor	Farrell	Global GT Light 600cc	15:20.856	19.024	12	85.569	1:14.884	87.688	7
4	7	Richard	Finlay	Global GT Light 600cc	15:39.630	37.798	12	83.859	1:16.622	85.699	9
5	69	Mark	Braden	Global GT Light 600cc	15:48.990	47.158	12	83.032	1:17.676	84.536	11
6	50	John	Conway	Global GT Light 600cc	15:56.191	54.359	12	82.407	1:18.008	84.176	7
7	54	Ivor	Miller	Global GT Light 600cc	16:06.642	1:04.810	12	81.516	1:18.612	83.529	8
8	79	Anthony	Thompson	Global GT Light 600cc	16:07.167	1:05.335	12	81.472	1:18.951	83.171	8
9	70	Conor	May	Global GT Light 600cc	16:18.669	1:16.837	12	80.514	1:18.556	83.589	11
Not classified											
DNF	28	Michael	Conway	Global GT Light 600cc	6:39.589	DNF	5	82.164	1:18.597	83.545	2
DNF	27	James	Thompson	Global GT Light 600cc	3:48.220	DNF	3	86.317	1:14.543	88.089	3
DNF	2	Pat	Murphy	Global GT Light 600cc	1:24.378	DNF	1	77.821	1:23.363	78.769	1

Margin of Victory	Avg. Speed	Best Lap Tm	Best Speed	Best Lap by
0.256	87.374	1:13.914	88.838	57 - Jake Byrne

Results provisional until the conclusion of judicial and technical matters

Orbits

Chief Timekeeper

Clerk of the Course

D. Bradfield

www.mylaps.com

Licensed to: R.H.Wright Timing



BARC Bishops court Race Meeting

Golfmech Globals

Bishops court Circuit (N.I) 1.824 miles

Globals GT Light 1 (R6)

12/05/2019 09:40

Race (15:00 Time) started at 9:49:07

Lap	Lap Tm	Diff	Time of Day
(8) Peter Drennan			
1	1:18.100	+3.765	9:50:25.495
2	1:14.816	+0.481	9:51:40.311
3	1:14.650	+0.315	9:52:54.961
4	1:14.335		9:54:09.296
5	1:14.933	+0.598	9:55:24.229
6	1:14.768	+0.433	9:56:38.997
7	1:14.747	+0.412	9:57:53.744
8	1:15.080	+0.745	9:59:08.824
9	1:15.559	+1.224	10:00:24.383
10	1:14.871	+0.536	10:01:39.254
11	1:14.828	+0.493	10:02:54.082
12	1:15.145	+0.810	10:04:09.227

(57) Jake Byrne			
1	1:19.584	+5.670	9:50:27.119
2	1:14.840	+0.926	9:51:41.959
3	1:13.914		9:52:55.873
4	1:14.767	+0.853	9:54:10.640
5	1:14.142	+0.228	9:55:24.782
6	1:14.630	+0.716	9:56:39.412
7	1:14.665	+0.751	9:57:54.077
8	1:14.925	+1.011	9:59:09.002
9	1:15.753	+1.839	10:00:24.755
10	1:14.786	+0.872	10:01:39.541
11	1:14.895	+0.981	10:02:54.436
12	1:15.047	+1.133	10:04:09.483

(29) Conor Farrell			
1	1:19.513	+4.629	9:50:27.051
2	1:16.433	+1.549	9:51:43.484
3	1:16.006	+1.122	9:52:59.490
4	1:16.617	+1.733	9:54:16.107
5	1:16.276	+1.392	9:55:32.383
6	1:15.240	+0.356	9:56:47.623
7	1:14.884		9:58:02.507
8	1:19.260	+4.376	9:59:21.767
9	1:15.994	+1.110	10:00:37.761
10	1:16.420	+1.536	10:01:54.181
11	1:16.587	+1.703	10:03:10.768
12	1:17.483	+2.599	10:04:28.251

(7) Richard Finlay			
1	1:23.396	+6.774	9:50:31.133
2	1:17.775	+1.153	9:51:48.908
3	1:19.908	+3.286	9:53:08.816
4	1:18.230	+1.608	9:54:27.046
5	1:18.880	+2.258	9:55:45.926
6	1:17.439	+0.817	9:57:03.365
7	1:17.082	+0.460	9:58:20.447
8	1:17.191	+0.569	9:59:37.638
9	1:16.622		10:00:54.260
10	1:17.392	+0.770	10:02:11.652
11	1:17.373	+0.751	10:03:29.025
12	1:18.000	+1.378	10:04:47.025

(69) Mark Braden			
1	1:20.898	+3.222	9:50:28.896
2	1:18.832	+1.156	9:51:47.728
3	1:20.667	+2.991	9:53:08.395
4	1:19.297	+1.621	9:54:27.692
5	1:19.026	+1.350	9:55:46.718
6	1:20.498	+2.822	9:57:07.216
7	1:18.412	+0.736	9:58:25.628
8	1:18.553	+0.877	9:59:44.181


9	1:18.312	+0.636	10:01:02.493
10	1:18.240	+0.564	10:02:20.733
11	1:17.676		10:03:38.409
12	1:17.976	+0.300	10:04:56.385
(50) John Conway			
1	1:21.418	+3.410	9:50:29.205
2	1:20.187	+2.179	9:51:49.392
3	1:20.179	+2.171	9:53:09.571
4	1:18.804	+0.796	9:54:28.375
5	1:18.825	+0.817	9:55:47.200
6	1:19.127	+1.119	9:57:06.327
7	1:18.008		9:58:24.335
8	1:20.003	+1.995	9:59:44.338
9	1:18.796	+0.788	10:01:03.134
10	1:20.202	+2.194	10:02:23.336
11	1:20.880	+2.872	10:03:44.216
12	1:19.370	+1.362	10:05:03.586

(54) Ivor Miller			
1	1:24.836	+6.224	9:50:33.061
2	1:21.148	+2.536	9:51:54.209
3	1:19.353	+0.741	9:53:13.562
4	1:21.118	+2.506	9:54:34.680
5	1:20.261	+1.649	9:55:54.941
6	1:19.317	+0.705	9:57:14.258
7	1:20.224	+1.612	9:58:34.482
8	1:18.612		9:59:53.094
9	1:21.280	+2.668	10:01:14.374
10	1:20.416	+1.804	10:02:34.790
11	1:19.967	+1.355	10:03:54.757
12	1:19.280	+0.668	10:05:14.037

(79) Anthony Thompson			
1	1:24.256	+5.305	9:50:32.468
2	1:20.736	+1.785	9:51:53.204
3	1:19.798	+0.847	9:53:13.002
4	1:20.307	+1.356	9:54:33.309
5	1:19.405	+0.454	9:55:52.714
6	1:20.138	+1.187	9:57:12.852
7	1:20.350	+1.399	9:58:33.202
8	1:18.951		9:59:52.153
9	1:21.511	+2.560	10:01:13.664
10	1:20.245	+1.294	10:02:33.909
11	1:20.204	+1.253	10:03:54.113
12	1:20.449	+1.498	10:05:14.562

(70) Conor May			
1	1:25.679	+7.123	9:50:33.657
2	1:20.773	+2.217	9:51:54.430
3	1:19.548	+0.992	9:53:13.978
4	1:19.581	+1.025	9:54:33.559
5	1:19.410	+0.854	9:55:52.969
6	1:19.855	+1.299	9:57:12.824
7	1:18.826	+0.270	9:58:31.650
8	1:30.745	+12.189	10:00:02.395
9	1:22.980	+4.424	10:01:25.375
10	1:20.497	+1.941	10:02:45.872
11	1:18.556		10:04:04.428
12	1:21.636	+3.080	10:05:26.064

(28) Michael Conway			
1	1:21.896	+3.299	9:50:29.604
2	1:18.597		9:51:48.201
3	1:19.725	+1.128	9:53:07.926
4	1:18.832	+0.235	9:54:26.758



Results provisional until the conclusion of judicial and technical matters

Orbits

Chief Timekeeper

Clerk of the Course

D. Bradford

www.mylaps.com

Licensed to: R.H.Wright Timing

Printed: 12/05/2019 10:05:58

timing.rhwright.co.uk



BARC Bishopscourt Race Meeting


Finnstown Castle Hotel

Bishopscourt Circuit (N.I) 1.824 miles

BOSS Ireland/Formula Sheane 1 (R7)


12/05/2019 10:05

Race (15:00 Time)



11	22	93
	21	22
10	41	55
	19	20
9	35	32
	17	18
8	15	91
	15	16
7	3	2
	13	14
6		12
	11	
5		10
	9	
4	46	
	7	8
3	51	2
	5	6
2	111	101
	3	4
1	10	17
	1	2

POLE POSITION



Results provisional until the conclusion of judicial and technical matters

Orbits

Chief Timekeeper

Clerk of the Course

D. Brudford

www.mylaps.com

Licensed to: R.H.Wright Timing

Printed: 12/05/2019 09:16:11

timing.rhwright.co.uk



BARC Bishopscourt Race Meeting

Sorted on Laps

Finnstown Castle Hotel

Bishopscourt Circuit (N.I) 1.824 miles

BOSS Ireland/Formula Sheane 1 (R7)

12/05/2019 10:05

Race (14:18 Time) started at 10:15:01

Pos	No.	First Name	Last Name	Make	Total Tm	Diff	Laps	Avg. Speed	Best Tm	Best Speed	In Lap
Formula Libre											
1	10	Paul	O'Connell	Dallara 3400cc	8:52.522		8	98.646	1:04.931	101.129	8
2	17	Sam	Mansfield	Radical SR8 2700cc	8:58.057	5.535	8	97.631	1:05.357	100.470	6
3	111	Fergus	Faherty	Dallara F3 2000cc	9:17.060	24.538	8	94.301	1:06.238	99.133	7
4	9	John	Stewart	Mygale M12 1600cc	9:31.010	38.488	8	91.997	1:08.256	96.203	3
5	101	Max	Hart	Leystone 1000cc	9:41.352	48.830	8	90.360	1:08.907	95.294	6
6	51	Eamon	Matheson	Jade Honda 2000cc	9:42.773	50.251	8	90.140	1:10.358	93.328	2
7	46	Michael	Roche	Dallara 1340cc	8:26.149	1 Lap	7	90.813	1:09.959	93.861	3
Formula Sheane											
1	3	Richard	Kearney	Formula Sheane 1800cc	9:08.891		7	83.741	1:13.559	89.267	4
2	2	Brian	Hearty	Formula Sheane 1800cc	9:09.849	0.958	7	83.595	1:13.494	89.346	4
3	35	Paul	McLoughlin	Formula Sheane 1800cc	9:20.801	11.910	7	81.963	1:14.975	87.581	3
4	55	Derek	Roddy	Formula Sheane 1800cc	9:37.935	29.044	7	79.533	1:15.096	87.440	6
5	93	Enda	O'Connor	Formula Sheane 1800cc	9:48.426	39.535	7	78.115	1:14.977	87.579	6
6	22	Raymond	McKenna	Formula Sheane 1800cc	9:02.968	1 Lap	6	72.561	1:25.182	77.087	3
7	32	Christopher	McCabe	Formula Sheane 1800cc	9:07.355	1 Lap	6	71.980	1:14.672	87.937	3
Not classified											
DNF	15	Niall	O'Flynn	Formula Sheane 1800cc	9:10.699	DNF	7	83.466	1:13.800	88.976	5
DNF	41	James	Sunderland	Formula Sheane 1800cc	5:42.395	DNF	4	76.711	1:16.294	86.067	3
DNF	91	Sean	Hynes	Formula Sheane 1800cc	4:15.191	DNF	3	77.194	1:13.750	89.036	3

Announcements

New Track Record (1:04.322) for Formula Libre by Paul O'Connell.
Race Red Flagged on lap 9 - Results based on lap 8 (Q5.4.3)

Margin of Victory	Avg. Speed	Best Lap Tm	Best Speed	Best Lap by
5.535	98.646	1:04.931	101.129	10 - Paul O'Connell

Results provisional until the conclusion of judicial and technical matters

Orbits

Chief Timekeeper

Clerk of the Course

D. Bradfield

www.mylaps.com

Licensed to: R.H.Wright Timing



BARC Bishopscourt Race Meeting

Finnstown Castle Hotel

Bishopscourt Circuit (N.I) 1.824 miles

BOSS Ireland/Formula Sheane 1 (R7)

12/05/2019 10:05

Race (14:18 Time) started at 10:15:01

Lap	Lap Tm	Diff	Time of Day
(10) Paul O'Connell			
1	1:10.818	+5.887	10:16:14.208
2	1:05.464	+0.533	10:17:19.672
3	1:06.023	+1.092	10:18:25.695
4	1:06.816	+1.885	10:19:32.511
5	1:05.744	+0.813	10:20:38.255
6	1:05.867	+0.936	10:21:44.122
7	1:05.123	+0.192	10:22:49.245
8	1:04.931		10:23:54.176

Lap	Lap Tm	Diff	Time of Day
(17) Sam Mansfield			
1	1:14.330	+8.973	10:16:17.743
2	1:06.902	+1.545	10:17:24.645
3	1:05.680	+0.323	10:18:30.325
4	1:06.846	+1.489	10:19:37.171
5	1:05.784	+0.427	10:20:42.955
6	1:05.357		10:21:48.312
7	1:05.665	+0.308	10:22:53.977
8	1:05.734	+0.377	10:23:59.711

Lap	Lap Tm	Diff	Time of Day
(111) Fergus Faherty			
1	1:16.597	+10.359	10:16:20.581
2	1:09.593	+3.355	10:17:30.174
3	1:10.902	+4.664	10:18:41.076
4	1:10.827	+4.589	10:19:51.903
5	1:07.629	+1.391	10:20:59.532
6	1:06.311	+0.073	10:22:05.843
7	1:06.238		10:23:12.081
8	1:06.633	+0.395	10:24:18.714

Lap	Lap Tm	Diff	Time of Day
(9) John Stewart			
1	1:19.365	+11.109	10:16:24.183
2	1:10.957	+2.701	10:17:35.140
3	1:08.256		10:18:43.396
4	1:09.403	+1.147	10:19:52.799
5	1:11.441	+3.185	10:21:04.240
6	1:10.765	+2.509	10:22:15.005
7	1:09.256	+1.000	10:23:24.261
8	1:08.403	+0.147	10:24:32.664

Lap	Lap Tm	Diff	Time of Day
(101) Max Hart			
1	1:15.547	+6.640	10:16:19.208
2	1:09.145	+0.238	10:17:28.353
3	1:09.020	+0.113	10:18:37.373
4	1:09.078	+0.171	10:19:46.451
5	1:09.000	+0.093	10:20:55.451
6	1:08.907		10:22:04.358
7	1:09.077	+0.170	10:23:13.435
8	1:29.571	+20.664	10:24:43.006

Lap	Lap Tm	Diff	Time of Day
(51) Eamon Matheson			
1	1:15.054	+4.696	10:16:19.179
2	1:10.358		10:17:29.537
3	1:10.613	+0.255	10:18:40.150
4	1:11.369	+1.011	10:19:51.519
5	1:12.142	+1.784	10:21:03.661
6	1:13.513	+3.155	10:22:17.174
7	1:13.301	+2.943	10:23:30.475
8	1:13.952	+3.594	10:24:44.427

Lap	Lap Tm	Diff	Time of Day
(46) Michael Roche			
1	1:15.301	+5.342	10:16:19.749
2	1:10.910	+0.951	10:17:30.659
3	1:09.959		10:18:40.618
4	1:11.151	+1.192	10:19:51.769

Lap	Lap Tm	Diff	Time of Day
5	1:12.983	+3.024	10:21:04.752
6	1:12.750	+2.791	10:22:17.502
7	1:10.301	+0.342	10:23:27.803

Lap	Lap Tm	Diff	Time of Day
(3) Richard Kearney			
1	1:18.690	+5.131	10:16:46.839
2	1:14.086	+0.527	10:18:00.925
3	1:14.150	+0.591	10:19:15.075
4	1:13.559		10:20:28.634
5	1:14.188	+0.629	10:21:42.822
6	1:13.591	+0.032	10:22:56.413
7	1:14.132	+0.573	10:24:10.545

Lap	Lap Tm	Diff	Time of Day
(2) Brian Hearty			
1	1:19.235	+5.741	10:16:47.381
2	1:14.592	+1.098	10:18:01.973
3	1:13.959	+0.465	10:19:15.932
4	1:13.494		10:20:29.426
5	1:14.614	+1.120	10:21:44.040
6	1:13.841	+0.347	10:22:57.881
7	1:13.622	+0.128	10:24:11.503

Lap	Lap Tm	Diff	Time of Day
(35) Paul McLoughlin			
1	1:20.635	+5.660	10:16:49.286
2	1:15.294	+0.319	10:18:04.580
3	1:14.975		10:19:19.555
4	1:15.567	+0.592	10:20:35.122
5	1:16.656	+1.681	10:21:51.778
6	1:15.398	+0.423	10:23:07.176
7	1:15.279	+0.304	10:24:22.455


Lap	Lap Tm	Diff	Time of Day
(55) Derek Roddy			
1	1:21.196	+6.100	10:16:50.477
2	1:15.789	+0.693	10:18:06.266
3	1:15.796	+0.700	10:19:22.062
4	1:15.711	+0.615	10:20:37.773
5	1:15.936	+0.840	10:21:53.709
6	1:15.096		10:23:08.805
7	1:30.784	+15.688	10:24:39.589

Lap	Lap Tm	Diff	Time of Day
(93) Enda O'Connor			
1	1:20.545	+5.568	10:17:14.315
2	1:16.316	+1.339	10:18:30.631
3	1:15.985	+1.008	10:19:46.616
4	1:15.756	+0.779	10:21:02.372
5	1:17.360	+2.383	10:22:19.732
6	1:14.977		10:23:34.709
7	1:15.371	+0.394	10:24:50.080

Lap	Lap Tm	Diff	Time of Day
(22) Raymond McKenna			
1	1:25.899	+0.717	10:16:56.281
2	1:25.284	+0.102	10:18:21.565
3	1:25.182		10:19:46.747
4	1:26.756	+1.574	10:21:13.503
5	1:25.646	+0.464	10:22:39.149
6	1:25.473	+0.291	10:24:04.622

Lap	Lap Tm	Diff	Time of Day
(32) Christopher McCabe			
1	1:21.143	+6.471	10:16:49.957
2	1:15.887	+1.215	10:18:05.844
3	1:14.672		10:19:20.516
4	1:14.967	+0.295	10:20:35.483
5	1:26.706	+12.034	10:22:02.189
p6	2:06.820	+52.148	10:24:09.009

Lap	Lap Tm	Diff	Time of Day
(15) Niall O'Flynn			



Results provisional until the conclusion of judicial and technical matters Orbits

Chief Timekeeper Clerk of the Course

D. Bradford

www.mylaps.com

icensed to: R.H.Wright Timing



BARC Bishopscourt Race Meeting

NI Saloons/ITCC

Bishopscourt Circuit (N.I) 1.824 miles


NI Saloons/ITCC 1 (R8)

12/05/2019 10:35

Race (15:00 Time)

9	71	79
	17	18
8	5	31
	15	16
7	111	11
	13	14
6	33	2
	11	12
5	21	86
	9	10
4	69	8
	7	8
3	16	12
	5	6
2	83	48
	3	4
1	66	46
	1	2

POLE POSITION



Results provisional until the conclusion of judicial and technical matters

Orbits

Chief Timekeeper

Clerk of the Course

D. Brudford

www.mylaps.com

Licensed to: R.H.Wright Timing

Printed: 11/05/2019 16:17:56

timing.rhwright.co.uk



BARC Bishopscourt Race Meeting

Sorted on Laps

NI Saloons/ITCC

Bishopscourt Circuit (N.I) 1.824 miles

NI Saloons/ITCC 1 (R8)

12/05/2019 10:35

Race (15:00 Time) started at 11:18:46

Pos	No.	First Name	Last Name	Make	Total Tm	Diff	Laps	Avg. Speed	Best Tm	Best Speed	In Lap
ITCC											
1	66	Andrew	Armstrong	BMW M3 3200 cc	15:13.615		12	86.247		-	0
2	48	Ciaran	Denvir	Honda Civic 2400cc	15:29.035	15.420	12	84.816	1:16.001	86.399	5
3	12	Stephen	Potter	Honda Integra 2400cc	15:29.429	15.814	12	84.780	1:14.061	88.662	12
4	46	Ulick	Burke	Honda Integra 2400cc	15:35.721	22.106	12	84.210	1:15.715	86.725	2
5	16	Keith	Campbell	VW Corrado 2000cc	16:01.711	48.096	12	81.934	1:16.176	86.200	2
6	69	Robert	Savage	Honda Integra 1800cc	16:03.485	49.870	12	81.783	1:16.130	86.252	7
7	86	Daniel	Faherty	Honda Civic R 2000cc	16:07.686	54.071	12	81.428	1:18.483	83.667	10
8	21	Gareth	Hayden	Honda EK4 1800cc	16:20.220	1:06.605	12	80.387	1:17.518	84.708	2
9	5	Tony	Gallagher	Honda Accord 2200cc	15:19.628	1 Lap	11	78.543	1:21.665	80.407	8
10	11	Alan	Donnelly	Honda Civic 2000cc	15:24.302	1 Lap	11	78.146	1:21.250	80.817	7

Not classified

DNF	8	Keith	Rabbits	Maxda RX8	1:54.335	DNF	1	57.431		-	0
DNS	79	Jay	O'Reilly	Honda E9 1800cc		DNS		-		-	0

NI Saloons

1	33	Donal	O'Neill	Seat Leon 1800cc	15:15.352		11	78.910	1:20.249	81.825	6
2	2	Greer	Wray	BMW 330i 3000cc	15:28.456	13.104	11	77.796	1:22.458	79.633	3
3	111	Jonathan	Smith	BMW 330 2979cc	15:35.476	20.124	11	77.212	1:21.643	80.428	10
4	71	Gavin	Kilkey	BMW 330 2979cc	15:38.238	22.886	11	76.985	1:21.525	80.545	9
5	31	Keith	Wray	BMW 330i 2993cc	16:19.662	1:04.310	11	73.730	1:25.966	76.384	11

Not classified

DNS	83	Stephen	Traub	Honda Civic 2200cc		DNS		-		-	0
-----	----	---------	-------	--------------------	--	-----	--	---	--	---	---

Announcements

- Car 66 - No transponder times recorded (Q12.2.1)
- New Track Record (1:14.061) for ITCC by Stephen Potter.
- Penalty - Car 16 +30s - Exceeding Track Limits (Q14.4.2)
- Penalty - Car 69 +30s - Exceeding Track Limits (Q14.4.2)
- Penalty - Car 21 +30s - Exceeding Track Limits (Q14.4.2)

Margin of Victory	Avg. Speed	Best Lap Tm	Best Speed	Best Lap by
15.420	86.247	1:14.061	88.662	12 - Stephen Potter

Results provisional until the conclusion of judicial and technical matters

Orbits

Chief Timekeeper

Clerk of the Course

D. Bradfield

www.mylaps.com

Licensed to: R.H.Wright Timing

Printed: 12/05/2019 11:37:51

timing.rhwright.co.uk



BARC Bishops court Race Meeting

NI Saloons/ITCC

Bishops court Circuit (N.I) 1.824 miles

NI Saloons/ITCC 1 (R8)

12/05/2019 10:35

Race (15:00 Time) started at 11:18:46

Lap	Lap Tm	Diff	Time of Day
(48) Ciaran Denvir			
1	1:23.307	+7.306	11:20:12.363
2	1:16.984	+0.983	11:21:29.347
3	1:16.599	+0.598	11:22:45.946
4	1:17.366	+1.365	11:24:03.312
5	1:16.001		11:25:19.313
6	1:17.014	+1.013	11:26:36.327
7	1:16.555	+0.554	11:27:52.882
8	1:16.435	+0.434	11:29:09.317
9	1:16.669	+0.668	11:30:25.986
10	1:16.040	+0.039	11:31:42.026
11	1:17.728	+1.727	11:32:59.754
12	1:16.249	+0.248	11:34:16.003

Lap	Lap Tm	Diff	Time of Day
(12) Stephen Potter			
1	1:32.136	+18.075	11:20:21.828
2	1:20.263	+6.202	11:21:42.091
3	1:17.447	+3.386	11:22:59.538
4	1:16.922	+2.861	11:24:16.460
5	1:16.387	+2.326	11:25:32.847
6	1:15.371	+1.310	11:26:48.218
7	1:15.445	+1.384	11:28:03.663
8	1:14.847	+0.786	11:29:18.510
9	1:14.339	+0.278	11:30:32.849
10	1:14.138	+0.077	11:31:46.987
11	1:15.349	+1.288	11:33:02.336
12	1:14.061		11:34:16.397

Lap	Lap Tm	Diff	Time of Day
(46) Ulrick Burke			
1	1:21.706	+5.991	11:20:10.151
2	1:15.715		11:21:25.866
3	1:15.743	+0.028	11:22:41.609
4	1:15.761	+0.046	11:23:57.370
5	1:16.211	+0.496	11:25:13.581
6	1:17.789	+2.074	11:26:31.370
7	1:17.420	+1.705	11:27:48.790
8	1:17.174	+1.459	11:29:05.964
9	1:17.572	+1.857	11:30:23.536
10	1:17.888	+2.173	11:31:41.424
11	1:20.846	+5.131	11:33:02.270
12	1:20.419	+4.704	11:34:22.689

Lap	Lap Tm	Diff	Time of Day
(16) Keith Campbell			
1	1:23.722	+7.546	11:20:13.549
2	1:16.176		11:21:29.725
3	1:16.808	+0.632	11:22:46.533
4	1:17.268	+1.092	11:24:03.801
5	1:16.400	+0.224	11:25:20.201
6	1:16.826	+0.650	11:26:37.027
7	1:16.309	+0.133	11:27:53.336
8	1:17.093	+0.917	11:29:10.429
9	1:16.657	+0.481	11:30:27.086
10	1:17.072	+0.896	11:31:44.158
11	1:17.499	+1.323	11:33:01.657
12	1:17.022	+0.846	11:34:18.679

Lap	Lap Tm	Diff	Time of Day
(69) Robert Savage			
1	1:23.477	+7.347	11:20:13.882
2	1:16.749	+0.619	11:21:30.631
3	1:17.464	+1.334	11:22:48.095
4	1:16.346	+0.216	11:24:04.441
5	1:16.737	+0.607	11:25:21.178
6	1:16.659	+0.529	11:26:37.837
7	1:16.130		11:27:53.967
8	1:16.794	+0.664	11:29:10.761

Lap	Lap Tm	Diff	Time of Day
9	1:16.731	+0.601	11:30:27.492
10	1:17.644	+1.514	11:31:45.136
11	1:17.325	+1.195	11:33:02.461
12	1:17.992	+1.862	11:34:20.453

Lap	Lap Tm	Diff	Time of Day
(86) Daniel Faherty			
1	1:24.005	+5.522	11:20:15.000
2	1:18.927	+0.444	11:21:33.927
3	1:19.133	+0.650	11:22:53.060
4	1:28.153	+9.670	11:24:21.213
5	1:19.550	+1.067	11:25:40.763
6	1:19.174	+0.691	11:26:59.937
7	1:19.085	+0.602	11:28:19.022
8	1:18.743	+0.260	11:29:37.765
9	1:19.021	+0.538	11:30:56.786
10	1:18.483		11:32:15.269
11	1:20.578	+2.095	11:33:35.847
12	1:18.807	+0.324	11:34:54.654

Lap	Lap Tm	Diff	Time of Day
(21) Gareth Hayden			
1	1:23.724	+6.206	11:20:14.326
2	1:17.518		11:21:31.844
3	1:18.209	+0.691	11:22:50.053
4	1:18.586	+1.068	11:24:08.639
5	1:18.938	+1.420	11:25:27.577
6	1:18.323	+0.805	11:26:45.900
7	1:19.459	+1.941	11:28:05.359
8	1:18.286	+0.768	11:29:23.645
9	1:18.650	+1.132	11:30:42.295
10	1:18.017	+0.499	11:32:00.312
11	1:18.549	+1.031	11:33:18.861
12	1:18.327	+0.809	11:34:37.188

Lap	Lap Tm	Diff	Time of Day
(33) Donal O'Neill			
1	1:27.071	+6.822	11:20:29.405
2	1:23.206	+2.957	11:21:52.611
3	1:21.019	+0.770	11:23:13.630
4	1:20.505	+0.256	11:24:34.135
5	1:23.149	+2.900	11:25:57.284
6	1:20.249		11:27:17.533
7	1:21.077	+0.828	11:28:38.610
8	1:20.812	+0.563	11:29:59.422
9	1:20.304	+0.055	11:31:19.726
10	1:20.653	+0.404	11:32:40.379
11	1:21.941	+1.692	11:34:02.320

Lap	Lap Tm	Diff	Time of Day
(5) Tony Gallagher			
1	1:26.622	+4.957	11:20:18.573
2	1:22.808	+1.143	11:21:41.381
3	1:22.524	+0.859	11:23:03.905
4	1:23.167	+1.502	11:24:27.072
5	1:22.656	+0.991	11:25:49.728
6	1:22.641	+0.976	11:27:12.369
7	1:22.202	+0.537	11:28:34.571
8	1:21.665		11:29:56.236
9	1:23.017	+1.352	11:31:19.253
10	1:24.430	+2.765	11:32:43.683
11	1:22.913	+1.248	11:34:06.596

Lap	Lap Tm	Diff	Time of Day
(11) Alan Donnelly			
1	1:32.690	+11.440	11:20:24.293
2	1:22.841	+1.591	11:21:47.134
3	1:22.191	+0.941	11:23:09.325
4	1:22.480	+1.230	11:24:31.805
5	1:26.681	+5.431	11:25:58.486
6	1:23.118	+1.868	11:27:21.604

Lap	Lap Tm	Diff	Time of Day
7	1:21.250		11:28:42.854
8	1:21.373	+0.123	11:30:04.227
9	1:22.247	+0.997	11:31:26.474
10	1:23.086	+1.836	11:32:49.560
11	1:21.710	+0.460	11:34:11.270

Lap	Lap Tm	Diff	Time of Day
(2) Greer Wray			
1	1:29.674	+7.216	11:20:20.834
2	1:24.115	+1.657	11:21:44.949
3	1:22.458		11:23:07.407
4	1:22.531	+0.073	11:24:29.938
5	1:22.924	+0.466	11:25:52.862
6	1:23.084	+0.626	11:27:15.946
7	1:23.443	+0.985	11:28:39.389
8	1:24.251	+1.793	11:30:03.640
9	1:25.104	+2.646	11:31:28.744
10	1:23.299	+0.841	11:32:52.043
11	1:23.381	+0.923	11:34:15.424

Lap	Lap Tm	Diff	Time of Day
(11) Jonathan Smith			
1	1:29.674	+8.031	11:20:21.393
2	1:23.736	+2.093	11:21:45.129
3	1:22.466	+0.823	11:23:07.595
4	1:22.624	+0.981	11:24:30.219
5	1:34.170	+12.527	11:26:04.389
6	1:24.757	+3.114	11:27:29.146
7	1:22.886	+1.243	11:28:52.032
8	1:23.228	+1.585	11:30:15.260
9	1:21.830	+0.187	11:31:37.090
10	1:21.643		11:32:58.733
11	1:23.711	+2.068	11:34:22.444

Lap	Lap Tm	Diff	Time of Day
(71) Gavin Kilkey			
1	1:29.693	+8.168	11:20:22.350
2	1:23.969	+2.444	11:21:46.319
3	1:22.325	+0.800	11:23:08.644
4	1:22.367	+0.842	11:24:31.011
5	1:39.612	+18.087	11:26:10.623
6	1:22.956	+1.431	11:27:33.579
7	1:22.206	+0.681	11:28:55.785
8	1:22.059	+0.534	11:30:17.844
9	1:21.525		11:31:39.369
10	1:21.946	+0.421	11:33:01.315
11	1:23.891	+2.366	11:34:25.206

Lap	Lap Tm	Diff	Time of Day
(31) Keith Wray			
1	1:33.808	+7.842	11:20:26.589
2	1:28.915	+2.949	11:21:55.504
3	1:28.088	+2.122	11:23:23.592
4	1:28.804	+2.838	11:24:52.396
5	1:28.237	+2.271	11:26:20.633
6	1:28.343	+2.377	11:27:48.976
7	1:29.847	+3.881	11:29:18.823
8	1:28.244	+2.278	11:30:47.067
9	1:26.613	+0.647	11:32:13.680
10	1:26.984	+1.018	11:33:40.664
11	1:25.966		11:35:06.630

Lap	Lap Tm	Diff	Time of Day
(8) Keith Rabbitt			
p1	1:51.136	59:03.639	11:20:41.303

Results provisional until the conclusion of judicial and technical matters

Orbits

Chief Timekeeper

Clerk of the Course

D. Bradford

www.mylaps.com

I licensed to: R.H.Wright Timing

Printed: 12/05/2019 11:38:21

timing.rhwright.co.uk



BARC Bishops court Race Meeting

Keelan Construction Fiesta Zetec

Bishops court Circuit (N.I) 1.824 miles

Fiesta Zetec 1 (R9)

12/05/2019 11:05

Race (15:00 Time)

9	8	54
	17	18
8	21	13
	15	16
7	98	91
	13	14
6	5	33
	11	12
5	46	48
	9	10
4	29	70
	7	8
3	71	777
	5	6
2	17	47
	3	4
1	23	66
	1	2

POLE POSITION

Results provisional until the conclusion of judicial and technical matters

Orbits

Chief Timekeeper

Clerk of the Course

D. Brudford

www.mylaps.com

Licensed to: R.H.Wright Timing

Printed: 11/05/2019 16:50:35

timing.rhwright.co.uk



BARC Bishopscourt Race Meeting

Sorted on Laps

Keelan Construction Fiesta Zetec

Bishopscourt Circuit (N.I) 1.824 miles

Fiesta Zetec 1 (R9)

12/05/2019 11:05

Race (15:00 Time) started at 11:45:24

Pos	No.	First Name	Last Name	Make	Total Tm	Diff	Laps	Avg. Speed	Best Tm	Best Speed	In Lap
1	66	William	Kellett	Fiesta Zetec 1250cc	15:09.955		10	72.162	1:29.581	73.301	7
2	17	Owen	Purcell	Fiesta Zetec 1250cc	15:18.459	8.504	10	71.494	1:29.523	73.349	4
3	23	Mark	O'Donoghue	Fiesta Zetec 1250cc	15:19.122	9.167	10	71.442	1:29.280	73.548	4
4	47	Darren	Lawler	Fiesta Zetec 1250cc	15:19.548	9.593	10	71.409	1:30.312	72.708	3
5	777	Stanilaw	Ukleja	Fiesta Zetec 1250cc	15:20.336	10.381	10	71.348	1:30.312	72.708	9
6	71	Wayne	Laverick	Fiesta Zetec 1250cc	15:24.773	14.818	10	71.006	1:30.823	72.299	10
7	46	Garret	Burke	Fiesta Zetec 1250cc	15:27.675	17.720	10	70.783	1:30.873	72.259	5
8	48	Aimee	Woods	Fiesta Zetec 1250cc	15:31.194	21.239	10	70.516	1:31.260	71.953	6
9	54	Colm	Barrable	Fiesta Zetec 1250cc	15:31.536	21.581	10	70.490	1:30.950	72.198	10
10	29	Dan	Keelan	Fiesta Zetec 1250cc	15:32.235	22.280	10	70.437	1:31.141	72.047	10
11	5	Andy	Kavanagh	Fiesta Zetec 1250cc	15:39.462	29.507	10	69.895	1:32.011	71.365	5
12	21	Mark	Johnston	Fiesta Zetec 1250cc	15:45.630	35.675	10	69.439	1:31.950	71.413	4
13	33	Ruth	Nugent	Fiesta Zetec 1250cc	15:51.366	41.411	10	69.021	1:32.701	70.834	9
14	70	Michael	Fitzgerald	Fiesta Zetec 1250cc	15:53.143	43.188	10	68.892	1:32.210	71.211	3
15	91	Jason	O'Brien	Fiesta Zetec 1250cc	15:53.551	43.596	10	68.863	1:32.543	70.955	10
16	98	Barry	Barrable	Fiesta Zetec 1250cc	16:09.569	59.614	10	67.725	1:33.684	70.091	3
17	13	Fergal	Collins	Fiesta Zetec 1250cc	16:33.992	1:24.037	10	66.061	1:36.223	68.241	10
18	8	Nick	Bamber	Fiesta Zetec 1250cc	15:26.119	1 Lap	9	63.812	1:37.388	67.425	6

Announcements

New Track Record (1:29.280) for Ford Fiesta by Mark O'Donoghue.

Margin of Victory	Avg. Speed	Best Lap Tm	Best Speed	Best Lap by
8.504	72.162	1:29.280	73.548	23 - Mark O'Donoghue

Results provisional until the conclusion of judicial and technical matters

Orbits

Chief Timekeeper

Clerk of the Course

D. Bradfield

www.mylaps.com

Licensed to: R.H.Wright Timing



BARC Bishopscourt Race Meeting

Keelan Construction Fiesta Zetec

Bishopscourt Circuit (N.I) 1.824 miles

Fiesta Zetec 1 (R9)

12/05/2019 11:05

Race (15:00 Time) started at 11:45:24

Lap	Lap Tm	Diff	Time of Day
(66) William Kellett			
1	1:37.674	+8.093	11:47:03.569
2	1:30.474	+0.893	11:48:34.043
3	1:30.145	+0.564	11:50:04.188
4	1:29.609	+0.028	11:51:33.797
5	1:30.622	+1.041	11:53:04.419
6	1:29.839	+0.258	11:54:34.258
7	1:29.581		11:56:03.839
8	1:29.832	+0.251	11:57:33.671
9	1:30.088	+0.507	11:59:03.759
10	1:30.527	+0.946	12:00:34.286
(17) Owen Purcell			
1	1:37.866	+8.343	11:47:04.812
2	1:30.580	+1.057	11:48:35.392
3	1:29.598	+0.075	11:50:04.990
4	1:29.523		11:51:34.513
5	1:30.539	+1.016	11:53:05.052
6	1:36.126	+6.603	11:54:41.178
7	1:30.172	+0.649	11:56:11.350
8	1:30.123	+0.600	11:57:41.473
9	1:29.960	+0.437	11:59:11.433
10	1:31.357	+1.834	12:00:42.790
(23) Mark O'Donoghue			
1	1:42.015	+12.735	11:47:07.926
2	1:31.313	+2.033	11:48:39.239
3	1:30.198	+0.918	11:50:09.437
4	1:29.280		11:51:38.717
5	1:31.271	+1.991	11:53:09.988
6	1:31.342	+2.062	11:54:41.330
7	1:30.825	+1.545	11:56:12.155
8	1:30.465	+1.185	11:57:42.620
9	1:29.662	+0.382	11:59:12.282
10	1:31.171	+1.891	12:00:43.453
(47) Darren Lawler			
1	1:38.449	+8.137	11:47:05.166
2	1:30.813	+0.501	11:48:35.979
3	1:30.312		11:50:06.291
4	1:31.451	+1.139	11:51:37.742
5	1:31.408	+1.096	11:53:09.150
6	1:31.384	+1.072	11:54:40.534
7	1:31.124	+0.812	11:56:11.658
8	1:30.425	+0.113	11:57:42.083
9	1:30.590	+0.278	11:59:12.673
10	1:31.206	+0.894	12:00:43.879
(77) Stanislaw Ukleja			
1	1:37.906	+7.594	11:47:05.929
2	1:31.167	+0.855	11:48:37.096
3	1:30.892	+0.580	11:50:07.988
4	1:30.373	+0.061	11:51:38.361
5	1:31.323	+1.011	11:53:09.684
6	1:32.111	+1.799	11:54:41.795
7	1:30.900	+0.588	11:56:12.695
8	1:30.384	+0.072	11:57:43.079
9	1:30.312		11:59:13.391
10	1:31.276	+0.964	12:00:44.667
(71) Wayne Laverick			
1	1:39.887	+9.064	11:47:07.546
2	1:31.143	+0.320	11:48:38.689
3	1:31.939	+1.116	11:50:10.628
4	1:31.669	+0.846	11:51:42.297

Lap	Lap Tm	Diff	Time of Day
5	1:31.268	+0.445	11:53:13.565
6	1:30.972	+0.149	11:54:44.537
7	1:31.555	+0.732	11:56:16.092
8	1:31.020	+0.197	11:57:47.112
9	1:31.169	+0.346	11:59:18.281
10	1:30.823		12:00:49.104
(46) Garret Burke			
1	1:39.881	+9.008	11:47:08.810
2	1:31.835	+0.962	11:48:40.645
3	1:31.651	+0.778	11:50:12.296
4	1:31.970	+1.097	11:51:44.266
5	1:30.873		11:53:15.139
6	1:31.492	+0.619	11:54:46.631
7	1:31.253	+0.380	11:56:17.884
8	1:31.404	+0.531	11:57:49.288
9	1:31.174	+0.301	11:59:20.462
10	1:31.544	+0.671	12:00:52.006
(48) Aimee Woods			
1	1:40.535	+9.275	11:47:09.138
2	1:31.943	+0.683	11:48:41.081
3	1:31.686	+0.426	11:50:12.767
4	1:31.914	+0.654	11:51:44.681
5	1:31.261	+0.001	11:53:15.942
6	1:31.260		11:54:47.202
7	1:32.630	+1.370	11:56:19.832
8	1:32.175	+0.915	11:57:52.007
9	1:31.736	+0.476	11:59:23.743
10	1:31.782	+0.522	12:00:55.525
(54) Colm Barrable			
1	1:40.769	+9.819	11:47:11.068
2	1:32.185	+1.235	11:48:43.253
3	1:31.882	+0.932	11:50:15.135
4	1:31.362	+0.412	11:51:46.497
5	1:31.641	+0.691	11:53:18.138
6	1:31.896	+0.946	11:54:50.034
7	1:32.179	+1.229	11:56:22.213
8	1:31.654	+0.704	11:57:53.867
9	1:31.050	+0.100	11:59:24.917
10	1:30.950		12:00:55.867
(29) Dan Keelan			
1	1:40.218	+9.077	11:47:08.461
2	1:31.617	+0.476	11:48:40.078
3	1:31.847	+0.706	11:50:11.925
4	1:33.655	+2.514	11:51:45.580
5	1:31.955	+0.814	11:53:17.535
6	1:32.355	+1.214	11:54:49.890
7	1:32.821	+1.680	11:56:22.711
8	1:31.506	+0.365	11:57:54.217
9	1:31.208	+0.067	11:59:25.425
10	1:31.141		12:00:56.566
(5) Andy Kavanagh			
1	1:42.736	+10.725	11:47:11.983
2	1:32.565	+0.554	11:48:44.548
3	1:32.377	+0.366	11:50:16.925
4	1:32.330	+0.319	11:51:49.255
5	1:32.011		11:53:21.266
6	1:32.442	+0.431	11:54:53.708
7	1:32.051	+0.040	11:56:25.759
8	1:32.900	+0.889	11:57:58.659
9	1:32.673	+0.662	11:59:31.332
10	1:32.461	+0.450	12:01:03.793

Lap	Lap Tm	Diff	Time of Day
(21) Mark Johnston			
1	1:42.997	+11.047	11:47:13.322
2	1:33.983	+2.033	11:48:47.305
3	1:33.261	+1.311	11:50:20.566
4	1:31.950		11:51:52.516
5	1:33.155	+1.205	11:53:25.671
6	1:32.788	+0.838	11:54:58.459
7	1:32.583	+0.633	11:56:31.042
8	1:32.739	+0.789	11:58:03.781
9	1:33.009	+1.059	11:59:36.790
10	1:33.171	+1.221	12:01:09.961
(33) Ruth Nugent			
1	1:42.785	+10.084	11:47:11.930
2	1:35.102	+2.401	11:48:47.032
3	1:34.886	+2.185	11:50:21.918
4	1:33.377	+0.676	11:51:55.295
5	1:34.606	+1.905	11:53:29.901
6	1:33.394	+0.693	11:55:03.295
7	1:32.772	+0.071	11:56:36.067
8	1:33.203	+0.502	11:58:09.270
9	1:32.701		11:59:41.971
10	1:33.726	+1.025	12:01:15.697
(70) Michael Fitzgerald			
1	1:49.961	+17.751	11:47:17.922
2	1:32.600	+0.390	11:48:50.522
3	1:32.210		11:50:22.732
4	1:32.843	+0.633	11:51:55.575
5	1:33.969	+1.759	11:53:29.544
6	1:34.735	+2.525	11:55:04.279
7	1:33.321	+1.111	11:56:37.600
8	1:33.732	+1.522	11:58:11.332
9	1:33.523	+1.313	11:59:44.855
10	1:32.619	+0.409	12:01:17.474
(91) Jason O'Brien			
1	1:42.476	+9.933	11:47:12.678
2	1:34.156	+1.613	11:48:46.834
3	1:34.623	+2.080	11:50:21.457
4	1:33.578	+1.035	11:51:55.035
5	1:35.617	+3.074	11:53:30.652
6	1:33.301	+0.758	11:55:03.953
7	1:33.057	+0.514	11:56:37.010
8	1:33.454	+0.911	11:58:10.464
9	1:34.875	+2.332	11:59:45.339
10	1:32.543		12:01:17.882
(98) Barry Barrable			
1	1:50.462	+16.778	11:47:20.048
2	1:34.045	+0.361	11:48:54.093
3	1:33.684		11:50:27.777
4	1:34.271	+0.587	11:52:02.048
5	1:34.023	+0.339	11:53:36.071
6	1:33.740	+0.056	11:55:09.811
7	1:34.443	+0.759	11:56:44.254
8	1:34.515	+0.831	11:58:18.769
9	1:35.372	+1.688	11:59:54.141
10	1:39.759	+6.075	12:01:33.900
(13) Fergal Collins			
1	1:45.557	+9.334	11:47:16.290
2	1:39.718	+3.495	11:48:56.008
3	1:38.606	+2.383	11:50:34.614
4	1:39.157	+2.934	11:52:13.771

Results provisional until the conclusion of judicial and technical matters

Orbits

Chief Timekeeper

Clerk of the Course

D. Bradford

www.mylaps.com

Licensed to: R.H.Wright Timing

Printed: 12/05/2019 12:03:39

timing.rhwright.co.uk

Page 1/2



BARC Bishopscourt Race Meeting


Keelan Construction Fiesta Zetec

Bishopscourt Circuit (N.I) 1.824 miles

Fiesta Zetec 1 (R9)

12/05/2019 11:05

Race (15:00 Time) started at 11:45:24



Lap	Lap Tm	Diff	Time of Day
5	1:38.659	+2.436	11:53:52.430
6	1:38.444	+2.221	11:55:30.874
7	1:37.654	+1.431	11:57:08.528
8	1:37.281	+1.058	11:58:45.809
9	1:36.291	+0.068	12:00:22.100
10	1:36.223		12:01:58.323

(8) Nick Bamber

Lap	Lap Tm	Diff	Time of Day
1	1:49.197	+11.809	11:47:20.556
2	1:40.421	+3.033	11:49:00.977
3	1:40.082	+2.694	11:50:41.059
4	1:39.078	+1.690	11:52:20.137
5	1:38.955	+1.567	11:53:59.092
6	1:37.388		11:55:36.480
7	1:37.936	+0.548	11:57:14.416
8	1:52.097	+14.709	11:59:06.513
9	1:43.937	+6.549	12:00:50.450

Lap Lap Tm Diff Time of Day

Lap Lap Tm Diff Time of Day

Results provisional until the conclusion of judicial and technical matters

Orbits

Chief Timekeeper

Clerk of the Course

D. Brudford

Printed: 12/05/2019 12:03:39

timing.rhwright.co.uk

www.mylaps.com

Licensed to: R.H.Wright Timing

Page 2/2



BARC Bishopscourt Race Meeting

Dennings Cars Fiesta ST

Bishopscourt Circuit (N.I) 1.824 miles


Fiesta ST 1 (R10)

12/05/2019 11:35

Race (15:00 Time)

9	11	
	17	
8	80	10
	15	16
7	16	21
	13	14
6	4	6
	11	12
5	44	60
	9	10
4	2	66
	7	8
3	1	48
	5	6
2	88	5
	3	4
1	3	17
	1	2

POLE POSITION



Results provisional until the conclusion of judicial and technical matters

Orbits

Chief Timekeeper

Clerk of the Course

D. Brudfield

www.mylaps.com

Licensed to: R.H.Wright Timing

Printed: 11/05/2019 16:52:19

timing.rhwright.co.uk



BARC Bishopscourt Race Meeting

Sorted on Laps

Dennings Cars Fiesta ST

Bishopscourt Circuit (N.I) 1.824 miles

Fiesta ST 1 (R10)

12/05/2019 11:35

Race (15:00 Time) started at 12:11:17

Pos	No.	First Name	Last Name	Make	Total Tm	Diff	Laps	Avg. Speed	Best Tm	Best Speed	In Lap
1	17	Erik	Holstein	Fiesta ST 2000cc	15:23.414		11	78.221	1:22.991	79.122	2
2	3	Alex	Denning	Fiesta ST 2000cc	15:25.137	1.723	11	78.075	1:22.979	79.133	3
3	88	Kevin	Doran	Fiesta ST 2000cc	15:38.432	15.018	11	76.969	1:24.211	77.976	2
4	2	Michael	Cullen	Fiesta ST 2000cc	15:42.632	19.218	11	76.626	1:24.470	77.736	8
5	5	Barry-John	McHenry	Fiesta ST 2000cc	15:43.567	20.153	11	76.550	1:24.348	77.849	11
6	66	Niall	McFadden	Fiesta ST 2000cc	15:46.196	22.782	11	76.338	1:24.612	77.606	7
7	1	David	Maguire	Fiesta ST 2000cc	15:46.390	22.976	11	76.322	1:24.494	77.714	11
8	48	Graham	McDonnell	Fiesta ST 2000cc	15:47.181	23.767	11	76.258	1:24.244	77.945	5
9	44	Ross	Barnes	Fiesta ST 2000cc	15:47.795	24.381	11	76.209	1:24.486	77.722	8
10	21	Trevor	Farrar	Fiesta ST 2000cc	15:57.334	33.920	11	75.450	1:25.459	76.837	9
11	4	Gordon	Kellett	Fiesta ST 2000cc	15:57.853	34.439	11	75.409	1:25.392	76.897	9
12	6	Roana	McHale	Fiesta ST 2000cc	15:58.679	35.265	11	75.344	1:25.498	76.802	11
13	80	Guy	Wynn	Fiesta ST 2000cc	16:27.099	1:03.685	11	73.174	1:27.401	75.130	10
14	10	John	Lally	Fiesta ST 2000cc	16:36.975	1:13.561	11	72.450	1:28.660	74.063	6
15	11	Chris	Jones	Fiesta ST 2000cc	16:51.500	1:28.086	11	71.409	1:30.008	72.954	5
Not classified											
DNF	16	Michael	Clune	Fiesta ST 2000cc	14:58.410	DNF	10	73.089	1:27.471	75.069	10
DNF	60	Brendan	Fitzgerald	Fiesta ST 2000cc	1:33.151	DNF	1	70.492	1:29.624	73.266	1

Announcements

New Track Record (1:22.979) for Fiesta ST by Alex Denning.

Margin of Victory	Avg. Speed	Best Lap Tm	Best Speed	Best Lap by
1.723	78.221	1:22.979	79.133	3 - Alex Denning

Results provisional until the conclusion of judicial and technical matters

Orbits

Chief Timekeeper

Clerk of the Course

D. Bradfield

www.mylaps.com

Licensed to: R.H.Wright Timing



BARC Bishopscourt Race Meeting

Dennings Cars Fiesta ST

Bishopscourt Circuit (N.I) 1.824 miles

Fiesta ST 1 (R10)

12/05/2019 11:35

Race (15:00 Time) started at 12:11:17

Lap	Lap Tm	Diff	Time of Day
(17) Erik Holstein			
1	1:28.475	+5.484	12:12:46.965
2	1:22.991		12:14:09.956
3	1:23.205	+0.214	12:15:33.161
4	1:23.529	+0.538	12:16:56.690
5	1:23.291	+0.300	12:18:19.981
6	1:23.322	+0.331	12:19:43.303
7	1:23.425	+0.434	12:21:06.728
8	1:23.384	+0.393	12:22:30.112
9	1:23.454	+0.463	12:23:53.566
10	1:23.305	+0.314	12:25:16.871
11	1:23.650	+0.659	12:26:40.521

Lap	Lap Tm	Diff	Time of Day
(3) Alex Denning			
1	1:28.995	+6.016	12:12:47.494
2	1:23.179	+0.200	12:14:10.673
3	1:22.979		12:15:33.652
4	1:23.589	+0.610	12:16:57.241
5	1:23.279	+0.300	12:18:20.520
6	1:23.453	+0.474	12:19:43.973
7	1:23.486	+0.507	12:21:07.459
8	1:23.540	+0.561	12:22:30.999
9	1:24.083	+1.104	12:23:55.082
10	1:23.517	+0.538	12:25:18.599
11	1:23.645	+0.666	12:26:42.244

Lap	Lap Tm	Diff	Time of Day
(88) Kevin Doran			
1	1:30.068	+5.857	12:12:49.434
2	1:24.211		12:14:13.645
3	1:24.500	+0.289	12:15:38.154
4	1:24.431	+0.220	12:17:02.576
5	1:24.675	+0.464	12:18:27.251
6	1:24.808	+0.597	12:19:52.059
7	1:24.671	+0.460	12:21:16.730
8	1:25.105	+0.894	12:22:41.835
9	1:24.394	+0.183	12:24:06.229
10	1:24.575	+0.364	12:25:30.804
11	1:24.735	+0.524	12:26:55.539

Lap	Lap Tm	Diff	Time of Day
(2) Michael Cullen			
1	1:30.846	+6.376	12:12:51.264
2	1:25.638	+1.168	12:14:16.902
3	1:25.045	+0.575	12:15:41.947
4	1:24.905	+0.435	12:17:06.852
5	1:24.815	+0.345	12:18:31.667
6	1:25.085	+0.615	12:19:56.752
7	1:24.517	+0.047	12:21:21.269
8	1:24.470		12:22:45.739
9	1:24.604	+0.134	12:24:10.343
10	1:24.603	+0.133	12:25:34.946
11	1:24.793	+0.323	12:26:59.739

Lap	Lap Tm	Diff	Time of Day
(5) Barry-John McHenry			
1	1:31.118	+6.770	12:12:50.591
2	1:25.626	+1.278	12:14:16.217
3	1:25.285	+0.937	12:15:41.502
4	1:24.890	+0.542	12:17:06.392
5	1:25.985	+1.637	12:18:32.377
6	1:24.842	+0.494	12:19:57.219
7	1:24.978	+0.630	12:21:22.197
8	1:24.780	+0.432	12:22:46.977
9	1:24.791	+0.443	12:24:11.768
10	1:24.558	+0.210	12:25:36.326
11	1:24.348		12:27:00.674

Lap	Lap Tm	Diff	Time of Day
(66) Niall McFadden			
1	1:31.387	+6.775	12:12:51.655
2	1:25.831	+1.219	12:14:17.486
3	1:25.482	+0.870	12:15:42.968
4	1:25.281	+0.669	12:17:08.249
5	1:25.063	+0.451	12:18:33.312
6	1:25.248	+0.636	12:19:58.560
7	1:24.612		12:21:23.172
8	1:24.645	+0.033	12:22:47.817
9	1:24.992	+0.380	12:24:12.809
10	1:25.555	+0.943	12:25:38.364
11	1:24.939	+0.327	12:27:03.303

Lap	Lap Tm	Diff	Time of Day
(1) David Magure			
1	1:31.061	+6.567	12:12:50.897
2	1:27.857	+3.363	12:14:18.754
3	1:25.043	+0.549	12:15:43.797
4	1:24.979	+0.485	12:17:08.776
5	1:25.170	+0.676	12:18:33.946
6	1:24.899	+0.405	12:19:58.845
7	1:24.889	+0.395	12:21:23.734
8	1:24.538	+0.044	12:22:48.272
9	1:24.958	+0.464	12:24:13.230
10	1:25.773	+1.279	12:25:39.003
11	1:24.494		12:27:03.497

Lap	Lap Tm	Diff	Time of Day
(48) Graham McDonnell			
1	1:32.174	+7.930	12:12:52.356
2	1:27.878	+3.634	12:14:20.234
3	1:26.363	+2.119	12:15:46.597
4	1:24.308	+0.064	12:17:10.905
5	1:24.244		12:18:35.149
6	1:24.704	+0.460	12:19:59.853
7	1:24.425	+0.181	12:21:24.278
8	1:24.437	+0.193	12:22:48.715
9	1:24.867	+0.623	12:24:13.582
10	1:25.839	+1.595	12:25:39.421
11	1:24.867	+0.623	12:27:04.288

Lap	Lap Tm	Diff	Time of Day
(44) Ross Barnes			
1	1:31.573	+7.087	12:12:52.843
2	1:26.458	+1.972	12:14:19.301
3	1:24.899	+0.413	12:15:44.200
4	1:25.116	+0.630	12:17:09.316
5	1:25.127	+0.641	12:18:34.443
6	1:25.106	+0.620	12:19:59.549
7	1:25.802	+1.316	12:21:25.351
8	1:24.486		12:22:49.837
9	1:24.738	+0.252	12:24:14.575
10	1:25.411	+0.925	12:25:39.986
11	1:24.916	+0.430	12:27:04.902

Lap	Lap Tm	Diff	Time of Day
(21) Trevor Farrar			
1	1:31.645	+6.186	12:12:53.533
2	1:26.409	+0.950	12:14:19.942
3	1:26.193	+0.734	12:15:46.135
4	1:26.282	+0.823	12:17:12.417
5	1:25.745	+0.286	12:18:38.162
6	1:25.829	+0.370	12:20:03.991
7	1:26.382	+0.923	12:21:30.373
8	1:25.986	+0.527	12:22:56.359
9	1:25.459		12:24:21.818
10	1:26.392	+0.933	12:25:48.210
11	1:26.231	+0.772	12:27:14.441

Lap	Lap Tm	Diff	Time of Day
(4) Gordon Kellett			

Lap	Lap Tm	Diff	Time of Day
1	1:32.581	+7.189	12:12:54.173
2	1:26.586	+1.194	12:14:20.759
3	1:26.207	+0.815	12:15:46.966
4	1:27.180	+1.788	12:17:14.146
5	1:25.522	+0.130	12:18:39.668
6	1:25.896	+0.504	12:20:05.564
7	1:25.777	+0.385	12:21:31.341
8	1:25.556	+0.164	12:22:56.897
9	1:25.392		12:24:22.289
10	1:26.266	+0.874	12:25:48.555
11	1:26.405	+1.013	12:27:14.960

Lap	Lap Tm	Diff	Time of Day
(6) Roana McHale			
1	1:33.058	+7.560	12:12:54.801
2	1:26.757	+1.259	12:14:21.558
3	1:26.115	+0.617	12:15:47.673
4	1:27.072	+1.574	12:17:14.745
5	1:26.392	+0.894	12:18:41.137
6	1:25.790	+0.292	12:20:06.927
7	1:25.623	+0.125	12:21:32.550
8	1:26.385	+0.887	12:22:58.935
9	1:25.543	+0.045	12:24:24.478
10	1:25.810	+0.312	12:25:50.288
11	1:25.498		12:27:15.786

Lap	Lap Tm	Diff	Time of Day
(80) Guy Wynn			
1	1:34.154	+6.753	12:12:56.617
2	1:27.551	+0.150	12:14:24.168
3	1:28.580	+1.179	12:15:52.748
4	1:30.279	+2.878	12:17:23.027
5	1:29.052	+1.651	12:18:52.079
6	1:30.207	+2.806	12:20:22.286
7	1:29.010	+1.609	12:21:51.296
8	1:28.083	+0.682	12:23:19.379
9	1:27.793	+0.392	12:24:47.172
10	1:27.401		12:26:14.573
11	1:29.633	+2.232	12:27:44.206

Lap	Lap Tm	Diff	Time of Day
(10) John Lally			
1	1:35.134	+6.474	12:12:57.970
2	1:29.209	+0.549	12:14:27.179
3	1:30.076	+1.416	12:15:57.255
4	1:29.771	+1.111	12:17:27.026
5	1:29.016	+0.356	12:18:56.042
6	1:28.660		12:20:24.702
7	1:29.207	+0.547	12:21:53.909
8	1:29.175	+0.515	12:23:23.084
9	1:29.811	+1.151	12:24:52.895
10	1:30.510	+1.850	12:26:23.405
11	1:30.677	+2.017	12:27:54.082

Lap	Lap Tm	Diff	Time of Day
(11) Chris Jones			
1	1:36.538	+6.530	12:12:59.642
2	1:31.887	+1.879	12:14:31.529
3	1:32.912	+2.904	12:16:04.441
4	1:30.219	+0.211	12:17:34.660
5	1:30.008		12:19:04.668
6	1:30.329	+0.321	12:20:34.997
7	1:30.167	+0.159	12:22:05.164
8	1:30.241	+0.233	12:23:35.405
9	1:31.342	+1.334	12:25:06.747
10	1:30.611	+0.603	12:26:37.358
11	1:31.249	+1.241	12:28:08.607

Lap	Lap Tm	Diff	Time of Day
(16) Michael Clune			
1	1:33.335	+5.864	12:12:55.948

Results provisional until the conclusion of judicial and technical matters

Orbits

Chief Timekeeper

Clerk of the Course

D. Bradford

www.mylaps.com

Licensed to: R.H.Wright Timing



BARC Bishopscourt Race Meeting


Dennings Cars Fiesta ST

Bishopscourt Circuit (N.I) 1.824 miles

Fiesta ST 1 (R10)

12/05/2019 11:35

Race (15:00 Time) started at 12:11:17



Lap	Lap Tm	Diff	Time of Day
2	1:27.931	+0.460	12:14:23.879
3	1:28.624	+1.153	12:15:52.503
4	1:30.409	+2.938	12:17:22.912
5	1:29.246	+1.775	12:18:52.158
6	1:29.849	+2.378	12:20:22.007
7	1:29.373	+1.902	12:21:51.380
8	1:28.875	+1.404	12:23:20.255
9	1:27.791	+0.320	12:24:48.046
10	1:27.471		12:26:15.517

Lap	Lap Tm	Diff	Time of Day
-----	--------	------	-------------

Lap	Lap Tm	Diff	Time of Day
-----	--------	------	-------------

(60) Brendan Fitzgerald

1	1:29.624		12:12:50.258
---	----------	--	--------------

Results provisional until the conclusion of judicial and technical matters

Orbits

Chief Timekeeper

Clerk of the Course

D. Bradford

Printed: 12/05/2019 12:29:51

timing.rhwright.co.uk

www.mylaps.com

Licensed to: R.H.Wright Timing

Page 2/2



BARC Bishopscourt Race Meeting

SEAT/ASK Supercars

Bishopscourt Circuit (N.I) 1.824 miles


SEAT/ASK Supercars 1 (R11)

12/05/2019 12:05

Race (15:00 Time)

9	99	
	17	
8	15	11
	15	16
7	111	142
	13	14
6	22	49
	11	12
5	9	10
4	7	8
3	17	6
	5	10
2	17	4
	3	2
1	970	2
	1	

POLE POSITION



Results provisional until the conclusion of judicial and technical matters

Orbits

Chief Timekeeper

Clerk of the Course

D. Brudford

www.mylaps.com

Licensed to: R.H.Wright Timing

Printed: 12/05/2019 10:12:25

timing.rhwright.co.uk



BARC Bishopscourt Race Meeting

Sorted on Laps

SEAT/ASK Supercars

Bishopscourt Circuit (N.I) 1.824 miles

SEAT/ASK Supercars 1 (R11)

12/05/2019 12:05

Race (15:00 Time) started at 12:36:56

Pos	No.	First Name	Last Name	Make	Total Tm	Diff	Laps	Avg. Speed	Best Tm	Best Speed	In Lap
SEAT											
1	970	Shane	Murphy	Seat Leon 2000cc	15:56.083		13	89.284	1:12.245	90.891	5
2	2	Rod	McGovern	Seat Leon 2000cc	15:58.791	2.708	13	89.032	1:12.677	90.350	7
3	17	Darragh	McMullen	Seat Leon 2000cc	16:40.563	1 Lap	12	78.752	1:15.245	87.267	3
Not classified											
DNS	10	Barry	English	Seat Leon 2000cc		DNS		-		-	0
Supercars											
1	22	Charlie	Linnane	RT2000	16:51.221		13	84.416	1:16.068	86.323	9
2	142	Paul	Parr	RT2000	17:02.036	10.815	13	83.523	1:16.438	85.905	13
3	49	Philip	Jones	RT2000	17:10.760	19.539	13	82.816	1:15.938	86.471	9
4	15	Alan	Kessie	ASK Supercar Wildcat 2000cc	16:03.999	1 Lap	12	81.740	1:19.061	83.055	8
5	11	Robbie	Parks Jnr	RT2000	16:05.908	1 Lap	12	81.578	1:18.294	83.868	12
6	99	Vincent	O'Reilly	RT2000	16:16.268	2 Laps	11	73.986	1:24.788	77.445	11
Not classified											
DNF	111	David	Parks	RT2000	8:03.212	DNF	6	81.534	1:17.968	84.219	4

Announcements

New Track Record (1:12.245) for SEAT by Shane Murphy.
 Penalty - Car 49 +10s - Out of Position Start (Q12.4)

Margin of Victory	Avg. Speed	Best Lap Tm	Best Speed	Best Lap by
2.708	89.284	1:12.245	90.891	970 - Shane Murphy

Results provisional until the conclusion of judicial and technical matters

Orbits

Chief Timekeeper

Clerk of the Course

D. Bradford

www.mylaps.com

Licensed to: R.H.Wright Timing



BARC Bishops court Race Meeting

SEAT/ASK Supercars

Bishops court Circuit (N.I) 1.824 miles

SEAT/ASK Supercars 1 (R11)

12/05/2019 12:05

Race (15:00 Time) started at 12:36:56

Lap	Lap Tm	Diff	Time of Day
(970) Shane Murphy			
1	1:18.323	+6.078	12:38:15.821
2	1:12.878	+0.633	12:39:28.699
3	1:12.518	+0.273	12:40:41.217
4	1:12.360	+0.115	12:41:53.577
5	1:12.245		12:43:05.822
6	1:12.902	+0.657	12:44:18.724
7	1:12.383	+0.138	12:45:31.107
8	1:12.383	+0.138	12:46:43.490
9	1:13.145	+0.900	12:47:56.635
10	1:13.006	+0.761	12:49:09.641
11	1:13.669	+1.424	12:50:23.310
12	1:14.809	+2.564	12:51:38.119
13	1:14.209	+1.964	12:52:52.328

Lap	Lap Tm	Diff	Time of Day
(2) Rod McGovern			
1	1:17.595	+4.918	12:38:16.670
2	1:12.844	+0.167	12:39:29.514
3	1:12.907	+0.230	12:40:42.421
4	1:13.204	+0.527	12:41:55.625
5	1:12.769	+0.092	12:43:08.394
6	1:13.299	+0.622	12:44:21.693
7	1:12.677		12:45:34.370
8	1:13.568	+0.891	12:46:47.938
9	1:13.015	+0.338	12:48:00.953
10	1:13.006	+0.329	12:49:13.959
11	1:13.529	+0.852	12:50:27.488
12	1:14.446	+1.769	12:51:41.934
13	1:13.102	+0.425	12:52:55.036

Lap	Lap Tm	Diff	Time of Day
(22) Charlie Linnane			
1	1:21.023	+4.955	12:38:21.288
2	1:18.544	+2.476	12:39:39.832
3	1:18.416	+2.348	12:40:58.248
4	1:16.493	+0.425	12:42:14.741
5	1:17.504	+1.436	12:43:32.245
6	1:17.159	+1.091	12:44:49.404
7	1:17.284	+1.216	12:46:06.688
8	1:16.573	+0.505	12:47:23.261
9	1:16.068		12:48:39.329
10	1:16.176	+0.108	12:49:55.505
11	1:16.071	+0.003	12:51:11.576
12	1:17.635	+1.567	12:52:29.211
13	1:18.255	+2.187	12:53:47.466

Lap	Lap Tm	Diff	Time of Day
(142) Paul Parr			
1	1:24.125	+7.687	12:38:24.889
2	1:18.534	+2.096	12:39:43.423
3	1:17.681	+1.243	12:41:01.104
4	1:17.960	+1.522	12:42:19.064
5	1:18.121	+1.683	12:43:37.185
6	1:17.642	+1.204	12:44:54.827
7	1:17.147	+0.709	12:46:11.974
8	1:17.036	+0.598	12:47:29.010
9	1:19.040	+2.602	12:48:48.050
10	1:18.284	+1.846	12:50:06.334
11	1:17.906	+1.468	12:51:24.240
12	1:17.603	+1.165	12:52:41.843
13	1:16.438		12:53:58.281

Lap	Lap Tm	Diff	Time of Day
(49) Philip Jones			
1	1:20.622	+4.684	12:38:20.089
2	1:19.400	+3.462	12:39:39.489
3	1:18.462	+2.524	12:40:57.951
4	1:18.602	+2.664	12:42:16.553

Lap	Lap Tm	Diff	Time of Day
5	1:18.047	+2.109	12:43:34.600
6	1:17.011	+1.073	12:44:51.611
7	1:16.437	+0.499	12:46:08.048
8	1:16.573	+0.635	12:47:24.621
9	1:15.938		12:48:40.559
10	1:16.319	+0.381	12:49:56.878
11	1:16.289	+0.351	12:51:13.167
12	1:25.871	+9.933	12:52:39.038
13	1:17.967	+2.029	12:53:57.005

Lap	Lap Tm	Diff	Time of Day
(15) Alan Kessie			
1	1:24.208	+5.147	12:38:24.825
2	1:20.130	+1.069	12:39:44.955
3	1:19.727	+0.666	12:41:04.682
4	1:20.190	+1.129	12:42:24.872
5	1:19.227	+0.166	12:43:44.099
6	1:19.078	+0.017	12:45:03.177
7	1:19.683	+0.622	12:46:22.860
8	1:19.061		12:47:41.921
9	1:19.100	+0.039	12:49:01.021
10	1:19.987	+0.926	12:50:21.008
11	1:20.136	+1.075	12:51:41.144
12	1:19.100	+0.039	12:53:00.244

Lap	Lap Tm	Diff	Time of Day
(11) Robbie Parks Jnr			
1	1:24.172	+5.878	12:38:25.700
2	1:20.381	+2.087	12:39:46.081
3	1:21.023	+2.729	12:41:07.104
4	1:19.683	+1.389	12:42:26.787
5	1:19.652	+1.358	12:43:46.439
6	1:19.007	+0.713	12:45:05.446
7	1:19.878	+1.584	12:46:25.324
8	1:19.620	+1.326	12:47:44.944
9	1:19.049	+0.755	12:49:03.993
10	1:20.051	+1.757	12:50:24.044
11	1:19.815	+1.521	12:51:43.859
12	1:18.294		12:53:02.153

Lap	Lap Tm	Diff	Time of Day
(17) Darragh McMullen			
1	1:21.222	+5.977	12:38:20.298
2	1:17.423	+2.178	12:39:37.721
3	1:15.245		12:40:52.966
4	1:17.436	+2.191	12:42:10.402
5	1:18.845	+3.600	12:43:29.247
6	1:19.034	+3.789	12:44:48.281
7	1:19.971	+4.726	12:46:08.252
8	1:20.006	+4.761	12:47:28.258
9	1:20.167	+4.922	12:48:48.425
10	1:43.010	+27.765	12:50:31.435
11	1:32.639	+17.394	12:52:04.074
12	1:32.734	+17.489	12:53:36.808

Lap	Lap Tm	Diff	Time of Day
(99) Vincent O'Reilly			
1	1:31.750	+6.962	12:38:34.017
2	1:30.427	+5.639	12:40:04.444
3	1:27.457	+2.669	12:41:31.901
4	1:27.682	+2.894	12:42:59.583
5	1:27.265	+2.477	12:44:26.848
6	1:27.086	+2.298	12:45:53.934
7	1:28.604	+3.816	12:47:22.538
8	1:28.424	+3.636	12:48:50.962
9	1:28.204	+3.416	12:50:19.166
10	1:28.559	+3.771	12:51:47.725
11	1:24.788		12:53:12.513

Lap	Lap Tm	Diff	Time of Day
(111) David Parks			

Results provisional until the conclusion of judicial and technical matters

Orbits

Chief Timekeeper

Clerk of the Course

D. Bradford

www.mylaps.com

Licensed to: R.H.Wright Timing

Printed: 12/05/2019 12:55:15

timing.rhwright.co.uk



BARC Bishopscourt Race Meeting

Strykers & NI Sevens

Bishopscourt Circuit (N.I) 1.824 miles

Strykers/NI Sevens 2 (R12)

12/05/2019 12:35

Race (15:00 Time)

14	97	69
	27	28
13	13	9
	25	26
12	4	66
	23	24
11	73	2
	21	22
10	98	5
	19	20
9	14	8
	17	18
8	3	36
	15	16
7		14
	13	
6		12
	11	
5	22	
	9	10
4	53	111
	7	8
3	46	94
	5	6
2	15	44
	3	4
1	34	146
	1	2

POLE POSITION

Results provisional until the conclusion of judicial and technical matters

Orbits

Chief Timekeeper

Clerk of the Course

D. Brudford

www.mylaps.com

Licensed to: R.H.Wright Timing

Printed: 11/05/2019 15:05:30

timing.rhwright.co.uk



BARC Bishopscourt Race Meeting

Sorted on Laps

Strykers & NI Sevens

Bishopscourt Circuit (N.I) 1.824 miles

Strykers/NI Sevens 2 (R12)

12/05/2019 12:35

Race (12:00 Time) started at 13:03:29

Pos	No.	First Name	Last Name	Make	Total Tm	Diff	Laps	Avg. Speed	Best Tm	Best Speed	In Lap
NI Sevens											
1	15	Paul	Thompson	RAW Strker 929cc	13:06.054		10	83.536	1:17.576	84.645	2
2	146	David	Mutch	GMS Honda 929cc	13:12.184	6.130	10	82.890	1:17.117	85.149	9
3	46	Trevor	Allen	Westfield SEI 1000cc	13:13.958	7.904	10	82.705	1:16.652	85.665	9
4	34	Mark	Francis	Locost Honda 929cc	13:14.150	8.096	10	82.685	1:16.584	85.741	9
5	53	Scott	Walker	Locost Fireblade 929cc	13:45.646	39.592	10	79.530	1:20.060	82.018	10
6	111	Davis	Buick	Reis Aero 929cc	13:46.136	40.082	10	79.483	1:21.273	80.794	9
7	22	Allen	Millar	GMS 929cc	14:21.064	1 Lap	9	68.633	1:31.433	71.817	3
Not classified											
DNF	44	Richard	Francis	Locost Honda 929cc	3:16.144	DNF	2	66.955	1:23.448	78.689	1
DNF	94	Brendan	Cunning	GMS 929cc	1:26.206	DNF	1	76.171	1:23.271	78.856	1
Strykers 1.8											
1	3	Greg	Kelly	Stryker 1800cc	13:59.482		10	78.220	1:18.342	83.817	10
2	73	Stephen	Ross	Stryker 1800cc	14:00.238	0.756	10	78.149	1:18.085	84.093	7
3	98	Andrew	D'Alton	Stryker 1800cc	14:08.760	9.278	10	77.365	1:18.866	83.260	4
4	36	Colin	Deering	Stryker 1800cc	14:18.513	19.031	10	76.486	1:20.089	81.989	7
5	8	Roger	Welaratne	Stryker 1800cc	14:18.992	19.510	10	76.443	1:20.022	82.057	7
6	5	Des	Meehan	Stryker 1800cc	14:24.217	24.735	10	75.981	1:20.562	81.507	7
7	2	Conal	Shipman	Stryker 1800cc	14:25.025	25.543	10	75.910	1:20.798	81.269	4
8	4	Dominic	Ryan	Stryker 1800cc	14:25.703	26.221	10	75.850	1:20.405	81.667	8
9	27	Nicole	Drought	Stryker 1800cc	14:31.066	31.584	10	75.383	1:19.321	82.783	5
10	9	Michael	Ward	Stryker 1800cc	13:14.076	1 Lap	9	74.423	1:21.572	80.498	8
11	13	Kevin	McGrath	Stryker 1800cc	13:15.251	1 Lap	9	74.313	1:20.803	81.264	8
12	66	Niall	McFadden	Stryker 1800cc	13:20.174	1 Lap	9	73.856	1:20.293	81.780	8
13	69	Ian	McGrath	Stryker 1800cc	13:21.248	1 Lap	9	73.757	-	-	0
14	97	Colin	Marnane	Stryker 1800cc	13:26.235	1 Lap	9	73.301	1:22.123	79.958	9
Not classified											
DNS	14	David	Reynolds	Stryker 1800cc		DNF		-	-	-	0

Announcements

New Track Record (1:18.085) for Strykers 1.8 by Stephen Ross.
Car 69 - No transponder times recorded (Q12.2.1)

Margin of Victory	Avg. Speed	Best Lap Tm	Best Speed	Best Lap by
6.130	83.536	1:16.584	85.741	34 - Mark Francis

Results provisional until the conclusion of judicial and technical matters

Orbits

Chief Timekeeper

Clerk of the Course

D. Bradfield

www.mylaps.com

Licensed to: R.H.Wright Timing

Printed: 12/05/2019 13:18:49

timing.rhwright.co.uk



BARC Bishopscourt Race Meeting

Strykers & NI Sevens

Bishopscourt Circuit (N.I) 1.824 miles

Strykers/NI Sevens 2 (R12)

12/05/2019 12:35

Race (12:00 Time) started at 13:03:29

Lap	Lap Tm	Diff	Time of Day
(15) Paul Thompson			
1	1:21.650	+4.074	13:04:53.508
2	1:17.576		13:06:11.084
3	1:17.635	+0.059	13:07:28.719
4	1:17.797	+0.221	13:08:46.516
5	1:19.262	+1.686	13:10:05.778
6	1:17.684	+0.108	13:11:23.462
7	1:18.075	+0.499	13:12:41.537
8	1:18.215	+0.639	13:13:59.752
9	1:17.835	+0.259	13:15:17.587
10	1:17.838	+0.262	13:16:35.425
(146) David Mutch			
1	1:25.529	+8.412	13:04:56.488
2	1:19.695	+2.578	13:06:16.183
3	1:18.147	+1.030	13:07:34.330
4	1:18.228	+1.111	13:08:52.558
5	1:18.425	+1.308	13:10:10.983
6	1:18.248	+1.131	13:11:29.231
7	1:17.916	+0.799	13:12:47.147
8	1:18.884	+1.767	13:14:06.031
9	1:17.117		13:15:23.148
10	1:18.407	+1.290	13:16:41.555
(46) Trevor Allen			
1	1:22.263	+5.611	13:04:54.572
2	1:17.081	+0.429	13:06:11.653
3	1:25.306	+8.654	13:07:36.959
4	1:17.385	+0.733	13:08:54.344
5	1:17.462	+0.810	13:10:11.806
6	1:18.160	+1.508	13:11:29.966
7	1:18.396	+1.744	13:12:48.362
8	1:19.064	+2.412	13:14:07.426
9	1:16.652		13:15:24.078
10	1:19.251	+2.599	13:16:43.329
(34) Mark Francis			
1	1:26.002	+9.418	13:04:57.042
2	1:20.269	+3.685	13:06:17.311
3	1:17.431	+0.847	13:07:34.742
4	1:18.146	+1.562	13:08:52.888
5	1:18.479	+1.895	13:10:11.367
6	1:18.250	+1.666	13:11:29.617
7	1:18.090	+1.506	13:12:47.707
8	1:19.262	+2.678	13:14:06.969
9	1:16.584		13:15:23.553
10	1:19.968	+3.384	13:16:43.521
(53) Scott Walker			
1	1:28.589	+8.529	13:05:05.577
2	1:21.287	+1.227	13:06:26.864
3	1:20.627	+0.567	13:07:47.491
4	1:20.134	+0.074	13:09:07.625
5	1:20.554	+0.494	13:10:28.179
6	1:20.669	+0.609	13:11:48.848
7	1:23.017	+2.957	13:13:11.865
8	1:21.814	+1.754	13:14:33.679
9	1:21.278	+1.218	13:15:54.957
10	1:20.060		13:17:15.017
(111) Davis Buick			
1	1:24.776	+3.503	13:04:58.185
2	1:22.747	+1.474	13:06:20.932
3	1:21.956	+0.683	13:07:42.888
4	1:21.361	+0.088	13:09:04.249

Lap	Lap Tm	Diff	Time of Day
5	1:21.663	+0.390	13:10:25.912
6	1:21.896	+0.623	13:11:47.808
7	1:22.970	+1.697	13:13:10.778
8	1:22.058	+0.785	13:14:32.836
9	1:21.273		13:15:54.109
10	1:21.398	+0.125	13:17:15.507
(3) Greg Kelly			
1	1:26.874	+8.532	13:05:38.784
2	1:19.220	+0.878	13:06:58.004
3	1:19.276	+0.934	13:08:17.280
4	1:18.711	+0.369	13:09:35.991
5	1:18.546	+0.204	13:10:54.537
6	1:18.454	+0.112	13:12:12.991
7	1:18.500	+0.158	13:13:31.491
8	1:19.991	+1.649	13:14:51.482
9	1:19.029	+0.687	13:16:10.511
10	1:18.342		13:17:28.853
(73) Stephen Ross			
1	1:26.231	+8.146	13:05:38.323
2	1:19.323	+1.238	13:06:57.646
3	1:19.989	+1.904	13:08:17.635
4	1:19.205	+1.120	13:09:36.840
5	1:18.372	+0.287	13:10:55.212
6	1:18.439	+0.354	13:12:13.651
7	1:18.085		13:13:31.736
8	1:20.186	+2.101	13:14:51.922
9	1:18.933	+0.848	13:16:10.855
10	1:18.754	+0.669	13:17:29.609
(98) Andrew D'Alton			
1	1:26.669	+7.803	13:05:38.228
2	1:21.300	+2.434	13:06:59.528
3	1:18.902	+0.036	13:08:18.430
4	1:18.866		13:09:37.296
5	1:19.889	+1.023	13:10:57.185
6	1:20.426	+1.560	13:12:17.611
7	1:19.831	+0.965	13:13:37.442
8	1:20.148	+1.282	13:14:57.590
9	1:19.572	+0.706	13:16:17.162
10	1:20.969	+2.103	13:17:38.131
(36) Colin Deering			
1	1:28.458	+8.369	13:05:39.695
2	1:22.170	+2.081	13:07:01.865
3	1:21.034	+0.945	13:08:22.899
4	1:20.834	+0.745	13:09:43.733
5	1:20.263	+0.174	13:11:03.996
6	1:20.204	+0.115	13:12:24.200
7	1:20.089		13:13:44.289
8	1:20.253	+0.164	13:15:04.542
9	1:20.713	+0.624	13:16:25.255
10	1:22.629	+2.540	13:17:47.884
(8) Roger Welaratne			
1	1:27.891	+7.869	13:05:39.214
2	1:22.292	+2.270	13:07:01.506
3	1:20.854	+0.832	13:08:22.360
4	1:20.499	+0.477	13:09:42.859
5	1:20.559	+0.537	13:11:03.418
6	1:20.144	+0.122	13:12:23.562
7	1:20.022		13:13:43.584
8	1:20.265	+0.243	13:15:03.849
9	1:21.596	+1.574	13:16:25.445
10	1:22.918	+2.896	13:17:48.363

Lap	Lap Tm	Diff	Time of Day
(5) Des Meehan			
1	1:29.852	+9.290	13:05:41.591
2	1:21.828	+1.266	13:07:03.419
3	1:21.427	+0.865	13:08:24.846
4	1:21.315	+0.753	13:09:46.161
5	1:22.908	+2.346	13:11:09.069
6	1:21.024	+0.462	13:12:30.093
7	1:20.562		13:13:50.655
8	1:20.634	+0.072	13:15:11.289
9	1:20.646	+0.084	13:16:31.935
10	1:21.653	+1.091	13:17:53.588
(2) Conal Shipman			
1	1:27.895	+7.097	13:05:40.386
2	1:22.498	+1.700	13:07:02.884
3	1:21.131	+0.333	13:08:24.015
4	1:20.798		13:09:44.813
5	1:21.103	+0.305	13:11:05.916
6	1:21.789	+0.991	13:12:27.705
7	1:20.962	+0.164	13:13:48.667
8	1:21.255	+0.457	13:15:09.922
9	1:23.007	+2.209	13:16:32.929
10	1:21.467	+0.669	13:17:54.396
(4) Dominic Ryan			
1	1:28.665	+8.260	13:05:41.089
2	1:23.009	+2.604	13:07:04.098
3	1:21.333	+0.928	13:08:25.431
4	1:21.713	+1.308	13:09:47.144
5	1:22.520	+2.115	13:11:09.664
6	1:21.403	+0.998	13:12:31.067
7	1:20.915	+0.510	13:13:51.982
8	1:20.405		13:15:12.387
9	1:21.690	+1.285	13:16:34.077
10	1:20.997	+0.592	13:17:55.074
(27) Nicole Drought			
1	1:28.783	+9.462	13:05:42.327
2	1:22.649	+3.328	13:07:04.976
3	1:21.682	+2.361	13:08:26.658
4	1:20.591	+1.270	13:09:47.249
5	1:19.321		13:11:06.570
6	1:20.049	+0.728	13:12:26.619
7	1:19.692	+0.371	13:13:46.311
8	1:20.482	+1.161	13:15:06.793
9	1:19.324	+0.003	13:16:26.117
10	1:34.320	+14.999	13:18:00.437
(9) Michael Ward			
1	1:29.154	+7.582	13:05:41.893
2	1:22.814	+1.242	13:07:04.707
3	1:23.015	+1.443	13:08:27.722
4	1:23.296	+1.724	13:09:51.018
5	1:23.324	+1.752	13:11:14.342
6	1:23.007	+1.435	13:12:37.349
7	1:22.098	+0.526	13:13:59.447
8	1:21.572		13:15:21.019
9	1:22.428	+0.856	13:16:43.447
(13) Kevin McGrath			
1	1:30.609	+9.806	13:05:43.403
2	1:22.846	+2.043	13:07:06.249
3	1:22.428	+1.625	13:08:28.677
4	1:22.847	+2.044	13:09:51.524
5	1:23.184	+2.381	13:11:14.708

Results provisional until the conclusion of judicial and technical matters

Orbits

Chief Timekeeper

Clerk of the Course

D. Bradford

www.mylaps.com

icensed to: R.H.Wright Timing



BARC Bishops court Race Meeting


Strykers & NI Sevens

Bishops court Circuit (N.I) 1.824 miles

Strykers/NI Sevens 2 (R12)

12/05/2019 12:35

Race (12:00 Time) started at 13:03:29



Lap	Lap Tm	Diff	Time of Day
6	1:22.892	+2.089	13:12:37.600
7	1:23.033	+2.230	13:14:00.633
8	1:20.803		13:15:21.436
9	1:23.186	+2.383	13:16:44.622
(66) Niall McFadden			
1	1:27.528	+7.235	13:05:39.982
2	1:22.288	+1.995	13:07:02.270
3	1:21.026	+0.733	13:08:23.296
4	1:20.691	+0.398	13:09:43.987
5	1:20.344	+0.051	13:11:04.331
6	1:42.429	+22.136	13:12:46.760
7	1:21.900	+1.607	13:14:08.660
8	1:20.293		13:15:28.953
9	1:20.592	+0.299	13:16:49.545
(69) Ian McGrath			
1	1:31.026	59:23.749	13:05:44.569
2	1:23.738	59:31.037	13:07:08.307
3	1:24.751	59:30.024	13:08:33.058
4	1:25.154	59:29.621	13:09:58.212
5	1:22.849	59:31.926	13:11:21.061
6	1:23.379	59:31.396	13:12:44.440
7	1:22.762	59:32.013	13:14:07.202
8	1:21.324	59:33.451	13:15:28.526
9	1:22.093	59:32.682	13:16:50.619
(97) Colin Mamane			
1	1:30.295	+8.172	13:05:45.047
2	1:23.704	+1.581	13:07:08.751
3	1:25.064	+2.941	13:08:33.815
4	1:24.914	+2.791	13:09:58.729
5	1:22.891	+0.768	13:11:21.620
6	1:24.693	+2.570	13:12:46.313
7	1:24.249	+2.126	13:14:10.562
8	1:22.921	+0.798	13:15:33.483
9	1:22.123		13:16:55.606
(22) Allen Millar			
1	1:36.765	+5.332	13:05:30.849
2	1:33.699	+2.266	13:07:04.548
3	1:31.433		13:08:35.981
4	1:31.966	+0.533	13:10:07.947
5	1:32.186	+0.753	13:11:40.133
6	1:32.314	+0.881	13:13:12.447
7	1:31.636	+0.203	13:14:44.083
8	1:31.695	+0.262	13:16:15.778
9	1:34.657	+3.224	13:17:50.435
(44) Richard Francis			
1	1:23.448		13:04:55.163
p2	1:50.352	+26.904	13:06:45.515
(94) Brendan Cuning			
1	1:23.271		13:04:55.577

Lap	Lap Tm	Diff	Time of Day
-----	--------	------	-------------

Lap	Lap Tm	Diff	Time of Day
-----	--------	------	-------------

Results provisional until the conclusion of judicial and technical matters

Orbits

Chief Timekeeper

Clerk of the Course

D. Brudford

Printed: 12/05/2019 15:19:18

timing.rhwright.co.uk

www.mylaps.com

Licensed to: R.H.Wright Timing

Page 2/2




BARC Bishopscourt Race Meeting

HRCA
 HRCA 2 (R13)
 Race (15:00 Time)


Bishopscourt Circuit (N.I) 1.824 miles

12/05/2019 13:05



4	41	87
	7	8
3	72	6
	5	6
2	47	22
	3	4
1	21	23
	1	2

POLE POSITION



Results provisional until the conclusion of judicial and technical matters

Orbits

Chief Timekeeper

Clerk of the Course

D. Brudford

www.mylaps.com

Licensed to: R.H.Wright Timing

Printed: 11/05/2019 15:36:11

timing.rhwright.co.uk



BARC Bishopscourt Race Meeting

Sorted on Laps

HRCA **Bishopscourt Circuit (N.I) 1.824 miles**
HRCA 2 (R13) **12/05/2019 13:05**
Race (12:00 Time) started at 13:27:33

Pos	No.	First Name	Last Name	Make	Total Tm	Diff	Laps	Avg. Speed	Best Tm	Best Speed	In Lap
1	23	Jackie	Cochrane	Sunbeam Tiger 4600cc	13:17.873		10	82.299	1:17.094	85.174	6
2	21	Bernard	Foley	MGB GT 5000cc	13:28.758	10.885	10	81.191	1:18.555	83.590	4
3	47	Clive	Brandon	Lotus Europa 47 1761cc	14:05.453	47.580	10	77.667	1:22.919	79.191	9
4	22	Brendan	Keane	Mallock 1600cc	14:05.911	48.038	10	77.625	1:22.827	79.278	9
5	72	Wolfgang	Schnittger	MG Midget 1460cc	13:18.718	1 Lap	9	73.991	1:26.980	75.493	7
6	41	Laim	Ruth	MG Midget 1380cc	14:31.977	1 Lap	9	67.774	1:34.420	69.545	8
7	6	Edmund	Cassidy	Sunbeam Tiger 4500cc	13:23.613	2 Laps	8	65.369	1:36.118	68.316	6
8	87	Ken	McAvoy	Austin Healey Sprite 1300cc	13:24.714	2 Laps	8	65.279	1:36.545	68.014	6

Announcements

New Track Record (1:17.094) for HRCA by Jackie Cochrane.

Margin of Victory	Avg. Speed	Best Lap Tm	Best Speed	Best Lap by
10.885	82.299	1:17.094	85.174	23 - Jackie Cochrane

Results provisional until the conclusion of judicial and technical matters

Orbits

Chief Timekeeper

Clerk of the Course

D. Bradfield

www.mylaps.com

Licensed to: R.H.Wright Timing



BARC Bishops court Race Meeting

HRCA

Bishops court Circuit (N.I) 1.824 miles

HRCA 2 (R13)

12/05/2019 13:05

Race (12:00 Time) started at 13:27:33

Lap	Lap Tm	Diff	Time of Day
(23) Jackie Cochrane			
1	1:22.981	+5.887	13:29:00.744
2	1:19.633	+2.539	13:30:20.377
3	1:19.019	+1.925	13:31:39.396
4	1:18.498	+1.404	13:32:57.894
5	1:19.257	+2.163	13:34:17.151
6	1:17.094		13:35:34.245
7	1:18.264	+1.170	13:36:52.509
8	1:18.105	+1.011	13:38:10.614
9	1:20.065	+2.971	13:39:30.679
10	1:20.765	+3.671	13:40:51.444

Lap	Lap Tm	Diff	Time of Day
(21) Bernard Foley			
1	1:25.176	+6.621	13:29:00.475
2	1:19.569	+1.014	13:30:20.044
3	1:18.974	+0.419	13:31:39.018
4	1:18.555		13:32:57.573
5	1:21.788	+3.233	13:34:19.361
6	1:20.598	+2.043	13:35:39.959
7	1:20.079	+1.524	13:37:00.038
8	1:20.902	+2.347	13:38:20.940
9	1:21.019	+2.464	13:39:41.959
10	1:20.370	+1.815	13:41:02.329

Lap	Lap Tm	Diff	Time of Day
(47) Clive Brandon			
1	1:30.413	+7.494	13:29:05.533
2	1:24.780	+1.861	13:30:30.313
3	1:24.298	+1.379	13:31:54.611
4	1:23.382	+0.463	13:33:17.993
5	1:23.795	+0.876	13:34:41.788
6	1:24.618	+1.699	13:36:06.406
7	1:23.546	+0.627	13:37:29.952
8	1:22.935	+0.016	13:38:52.887
9	1:22.919		13:40:15.806
10	1:23.218	+0.299	13:41:39.024

Lap	Lap Tm	Diff	Time of Day
(22) Brendan Keane			
1	1:29.785	+6.958	13:29:06.276
2	1:24.486	+1.659	13:30:30.762
3	1:24.024	+1.197	13:31:54.786
4	1:23.727	+0.900	13:33:18.513
5	1:24.016	+1.189	13:34:42.529
6	1:24.299	+1.472	13:36:06.828
7	1:23.380	+0.553	13:37:30.208
8	1:23.179	+0.352	13:38:53.387
9	1:22.827		13:40:16.214
10	1:23.268	+0.441	13:41:39.482

Lap	Lap Tm	Diff	Time of Day
(72) Wolfgang Schnittger			
1	1:33.134	+6.154	13:29:09.650
2	1:28.905	+1.925	13:30:38.555
3	1:27.510	+0.530	13:32:06.065
4	1:27.633	+0.653	13:33:33.698
5	1:27.326	+0.346	13:35:01.024
6	1:27.537	+0.557	13:36:28.561
7	1:26.980		13:37:55.541
8	1:27.329	+0.349	13:39:22.870
9	1:29.419	+2.439	13:40:52.289

Lap	Lap Tm	Diff	Time of Day
(41) Laim Ruth			
1	1:39.280	+4.860	13:29:16.288
2	1:36.758	+2.338	13:30:53.046
3	1:37.362	+2.942	13:32:30.408
4	1:36.464	+2.044	13:34:06.872
5	1:38.201	+3.781	13:35:45.073

Lap	Lap Tm	Diff	Time of Day
6	1:36.483	+2.063	13:37:21.556
7	1:35.058	+0.638	13:38:56.614
8	1:34.420		13:40:31.034
9	1:34.514	+0.094	13:42:05.548

Lap	Lap Tm	Diff	Time of Day
(6) Edmund Cassidy			
1	1:47.751	+11.633	13:29:29.058
2	1:40.511	+4.393	13:31:09.569
3	1:39.622	+3.504	13:32:49.191
4	1:38.030	+1.912	13:34:27.221
5	1:39.202	+3.084	13:36:06.423
6	1:36.118		13:37:42.541
7	1:36.839	+0.721	13:39:19.380
8	1:37.804	+1.686	13:40:57.184

Lap	Lap Tm	Diff	Time of Day
(87) Ken McAvooy			
1	1:49.576	+13.031	13:29:27.720
2	1:42.149	+5.604	13:31:09.869
3	1:39.167	+2.622	13:32:49.036
4	1:39.523	+2.978	13:34:28.559
5	1:38.759	+2.214	13:36:07.318
6	1:36.545		13:37:43.863
7	1:37.426	+0.881	13:39:21.289
8	1:36.996	+0.451	13:40:58.285

Results provisional until the conclusion of judicial and technical matters

Orbits

Chief Timekeeper

Clerk of the Course

D. Brudford

www.mylaps.com

Licensed to: R.H.Wright Timing

Printed: 12/05/2019 13:42:49

timing.rhwright.co.uk



BARC Bishopscourt Race Meeting

Irish Autoparts.ie Future Classics

Bishopscourt Circuit (N.I) 1.824 miles


Future Classics 1 (R14)

12/05/2019 13:35

Race (15:00 Time)

9	20	64
	17	18
8	15	33
	15	16
7	106	93
	13	14
6	44	16
	11	12
5	9	10
4	23	8
	7	27
3	82	6
	5	57
2	29	4
	3	9
1	47	2
	1	

POLE POSITION



Results provisional until the conclusion of judicial and technical matters

Orbits

Chief Timekeeper

Clerk of the Course

D. Brudford

www.mylaps.com

Licensed to: R.H.Wright Timing

Printed: 11/05/2019 18:21:59

timing.rhwright.co.uk



BARC Bishopscourt Race Meeting

Sorted on Laps

Irish Autoparts.ie Future Classics

Bishopscourt Circuit (N.I) 1.824 miles

Future Classics 1 (R14)

12/05/2019 13:35

Race (15:00 Time) started at 13:49:19

Pos	No.	First Name	Last Name	Make	Total Tm	Diff	Laps	Avg. Speed	Best Tm	Best Speed	In Lap
Future Classics											
1	20	Gary	Duggan	Fiat Punto 1800cc	16:39.705	0.678	11	72.252	1:28.418	74.265	5
2	33	Paul	Flanagan	Fiat Punto 1400cc	16:40.019	0.992	11	72.229	1:28.691	74.037	8
3	93	Brent	Hughes	Mazda MX5	16:44.469	5.442	11	71.909	1:28.684	74.043	10
4	16	Stephen	Martin	Fiat Punto 1800cc	16:49.333	10.306	11	71.563	1:27.059	75.425	10
5	64	Conor	McElmeel	Honda Civic 1800cc	17:41.535	1:02.508	11	68.043	1:24.267	77.924	5
6	44	Kevin	Cahill	Peugeot 205GTI 1600cc	16:10.685	1 Lap	10	67.647	1:28.957	73.815	5
Not classified											
DNF	106	Jimmy	Kilbride	Peugeot 106 1600cc	15:08.909	DNF	10	72.245	1:29.030	73.755	5
DNF	15	MJ	Farrell	Toyota Levin 1600cc	3:42.773	DNF	2	58.951	1:42.163	64.274	1
Super Future Classics											
1	29	Gareth	Thompson	Toyota Celica 1800cc	15:59.619	1 Lap	11	75.270	1:24.271	77.920	10
2	82	Aidan	Byrne	Toyota Celica 2000cc	16:00.774	1 Lap	11	75.179	1:24.961	77.287	10
3	57	Ger	Byrne	BMW 323i 2500cc	16:06.574	1 Lap	11	74.728	1:25.317	76.965	5
4	47	Anthony	Kelly	Honda Civic 1600cc	16:29.850	1 Lap	11	72.971	1:23.176	78.946	10
5	9	Brian	Sexton	Toyota Celica	16:30.208	1 Lap	11	72.945	1:23.229	78.896	10
6	27	Mike	Dermody	Vauxhall Vectra 2000cc	16:44.407	1 Lap	11	71.913	1:28.245	74.411	5
Not classified											
DNF	23	David	Hammond	Fiat Uno SX 1290cc	1:38.118	DNF	1	66.924	1:34.601	69.412	1

Announcements

New Track Record (1:23.176) for Super Future Classics by Anthony Kelly.
 New Track Record (1:24.267) for Future Classics by Conor McElmeel.
 Barrier Penalties applied as per Championship Regulations
 Penalty - Car 27 +10s - Overtaking under Yellow Flags (G5.3.2)

Margin of Victory	Avg. Speed	Best Lap Tm	Best Speed	Best Lap by
1.155	75.270	1:23.176	78.946	47 - Anthony Kelly

Results provisional until the conclusion of judicial and technical matters

Orbits

Chief Timekeeper

Clerk of the Course

D. Bradfield

www.mylaps.com

Licensed to: R.H.Wright Timing



BARC Bishops court Race Meeting

Irish Autoparts.ie Future Classics

Bishops court Circuit (N.I) 1.824 miles

Future Classics 1 (R14)

12/05/2019 13:35

Race (15:00 Time) started at 13:49:19

Lap	Lap Tm	Diff	Time of Day
(29) Gareth Thompson			
1	1:37.592	+13.321	13:50:59.773
2	1:29.034	+4.763	13:52:28.807
3	1:26.717	+2.446	13:53:55.524
4	1:24.661	+0.390	13:55:20.185
5	1:25.819	+1.548	13:56:46.004
6	1:24.663	+0.392	13:58:10.667
7	1:26.388	+2.117	13:59:37.055
8	1:26.345	+2.074	14:01:03.400
9	1:26.002	+1.731	14:02:29.402
10	1:24.271		14:03:53.673
11	1:25.146	+0.875	14:05:18.819

Lap	Lap Tm	Diff	Time of Day
(82) Aidan Byrne			
1	1:32.544	+7.583	13:50:54.643
2	1:27.576	+2.615	13:52:22.219
3	1:27.673	+2.712	13:53:49.892
4	1:27.161	+2.200	13:55:17.053
5	1:26.698	+1.737	13:56:43.751
6	1:26.238	+1.277	13:58:09.989
7	1:26.631	+1.670	13:59:36.620
8	1:26.177	+1.216	14:01:02.797
9	1:26.787	+1.826	14:02:29.584
10	1:24.961		14:03:54.545
11	1:25.429	+0.468	14:05:19.974

Lap	Lap Tm	Diff	Time of Day
(57) Ger Byrne			
1	1:36.446	+11.129	13:50:57.793
2	1:29.249	+3.932	13:52:27.042
3	1:27.910	+2.593	13:53:54.952
4	1:27.059	+1.742	13:55:22.011
5	1:25.317		13:56:47.328
6	1:26.753	+1.436	13:58:14.081
7	1:26.241	+0.924	13:59:40.322
8	1:25.846	+0.529	14:01:06.168
9	1:26.209	+0.892	14:02:32.377
10	1:26.122	+0.805	14:03:58.499
11	1:27.275	+1.958	14:05:25.774

Lap	Lap Tm	Diff	Time of Day
(47) Anthony Kelly			
1	1:30.166	+6.990	13:50:50.951
2	1:23.557	+0.381	13:52:14.508
3	1:24.114	+0.938	13:53:38.622
4	1:23.618	+0.442	13:55:02.240
5	1:23.981	+0.805	13:56:26.221
6	1:23.523	+0.347	13:57:49.744
7	1:23.381	+0.205	13:59:13.125
8	1:24.344	+1.168	14:00:37.469
9	1:24.094	+0.918	14:02:01.563
10	1:23.176		14:03:24.739
11	1:24.311	+1.135	14:04:49.050

Lap	Lap Tm	Diff	Time of Day
(9) Brian Sexton			
1	1:29.470	+6.241	13:50:50.345
2	1:23.444	+0.215	13:52:13.789
3	1:24.199	+0.970	13:53:37.988
4	1:23.827	+0.598	13:55:01.815
5	1:23.806	+0.577	13:56:25.621
6	1:23.485	+0.256	13:57:49.106
7	1:23.581	+0.352	13:59:12.687
8	1:25.268	+2.039	14:00:37.955
9	1:24.142	+0.913	14:02:02.097
10	1:23.229		14:03:25.326
11	1:24.082	+0.853	14:04:49.408

Lap	Lap Tm	Diff	Time of Day
(20) Gary Duggan			
1	1:31.547	+3.129	13:50:55.945
2	1:31.294	+2.876	13:52:27.239
3	1:31.360	+2.942	13:53:58.599
4	1:30.012	+1.594	13:55:28.611
5	1:28.418		13:56:57.029
6	1:29.725	+1.307	13:58:26.754
7	1:30.871	+2.453	13:59:57.625
8	1:30.093	+1.675	14:01:27.718
9	1:30.463	+2.045	14:02:58.181
10	1:29.616	+1.198	14:04:27.797
11	1:31.108	+2.690	14:05:58.905

Lap	Lap Tm	Diff	Time of Day
(33) Paul Flanagan			
1	1:39.081	+10.390	13:51:03.697
2	1:30.375	+1.684	13:52:34.072
3	1:29.242	+0.551	13:54:03.314
4	1:29.100	+0.409	13:55:32.414
5	1:29.887	+1.196	13:57:02.301
6	1:29.028	+0.337	13:58:31.329
7	1:30.010	+1.319	14:00:01.339
8	1:28.691		14:01:30.030
9	1:29.421	+0.730	14:02:59.451
10	1:29.539	+0.848	14:04:28.990
11	1:30.229	+1.538	14:05:59.219

Lap	Lap Tm	Diff	Time of Day
(27) Mike Dermody			
1	1:38.441	+10.196	13:51:01.035
2	1:30.205	+1.960	13:52:31.240
3	1:28.974	+0.729	13:54:00.214
4	1:29.256	+1.011	13:55:29.470
5	1:28.245		13:56:57.715
6	1:29.460	+1.215	13:58:27.175
7	1:30.516	+2.271	13:59:57.691
8	1:30.287	+2.042	14:01:27.978
9	1:28.886	+0.641	14:02:56.864
10	1:28.462	+0.217	14:04:25.326
11	1:28.281	+0.036	14:05:53.607

Lap	Lap Tm	Diff	Time of Day
(93) Brent Hughes			
1	1:37.368	+8.684	13:51:01.940
2	1:30.462	+1.778	13:52:32.402
3	1:29.446	+0.762	13:54:01.848
4	1:29.989	+1.305	13:55:31.837
5	1:29.363	+0.679	13:57:01.200
6	1:29.034	+0.350	13:58:30.234
7	1:34.584	+5.900	14:00:04.818
8	1:29.355	+0.671	14:01:34.173
9	1:30.231	+1.547	14:03:04.404
10	1:28.684		14:04:33.088
11	1:30.581	+1.897	14:06:03.669

Lap	Lap Tm	Diff	Time of Day
(16) Stephen Martin			
1	1:35.061	+8.002	13:50:58.928
2	1:29.190	+2.131	13:52:28.118
3	1:31.088	+4.029	13:53:59.206
4	1:28.689	+1.630	13:55:27.895
5	1:29.199	+2.140	13:56:57.094
6	1:29.979	+2.920	13:58:27.073
7	1:30.916	+3.857	13:59:57.989
8	1:30.486	+3.427	14:01:28.475
9	1:34.635	+7.576	14:03:03.110
10	1:27.059		14:04:30.169
11	1:28.364	+1.305	14:05:58.533

Lap	Lap Tm	Diff	Time of Day
(64) Conor McElmeel			

Lap	Lap Tm	Diff	Time of Day
1	1:24.372	+0.105	13:51:01.838
2	1:27.382	+3.115	13:52:29.220
3	1:29.504	+5.237	13:53:58.724
4	1:25.250	+0.983	13:55:23.974
5	1:24.267		13:56:48.241
6	1:26.318	+2.051	13:58:14.559
7	1:26.005	+1.738	13:59:40.564
8	1:25.050	+0.783	14:01:05.614
9	1:24.669	+0.402	14:02:30.283
10	1:24.877	+0.610	14:03:55.160
11	1:25.575	+1.308	14:05:20.735

Lap	Lap Tm	Diff	Time of Day
(44) Kevin Cahill			
1	1:36.092	+7.135	13:50:59.812
2	1:30.422	+1.465	13:52:30.234
3	1:29.798	+0.841	13:54:00.032
4	1:30.748	+1.791	13:55:30.780
5	1:28.957		13:56:59.737
6	1:29.496	+0.539	13:58:29.233
7	1:29.854	+0.897	13:59:59.087
8	1:29.937	+0.980	14:01:29.024
9	1:48.863	+19.906	14:03:17.887
10	2:11.998	+43.041	14:05:29.885

Lap	Lap Tm	Diff	Time of Day
(106) Jimmy Kilbride			
1	1:34.908	+5.878	13:50:58.889
2	1:29.804	+0.774	13:52:28.693
3	1:30.760	+1.730	13:53:59.453
4	1:30.772	+1.742	13:55:30.225
5	1:29.030		13:56:59.255
6	1:29.386	+0.356	13:58:28.641
7	1:29.942	+0.912	13:59:58.583
8	1:30.655	+1.625	14:01:29.238
9	1:29.192	+0.162	14:02:58.430
10	1:29.679	+0.649	14:04:28.109

Lap	Lap Tm	Diff	Time of Day
(15) MJ Farrell			
1	1:42.163		13:51:07.024
p2	1:54.949	+12.786	13:53:01.973

Lap	Lap Tm	Diff	Time of Day
(23) David Hammond			
1	1:34.601		13:50:57.318

Results provisional until the conclusion of judicial and technical matters

Orbits

Chief Timekeeper

Clerk of the Course

D. Bradford

www.mylaps.com

Licensed to: R.H.Wright Timing

Printed: 12/05/2019 14:15:51

timing.rhwright.co.uk



BARC Bishopscourt Race Meeting


Golfmech Globals

Bishopscourt Circuit (N.I) 1.824 miles

Globals GT Light 2 (R15)


12/05/2019 14:30

Race (12:00 Time)



6	69	2
	11	12
5	54	79
	9	10
4	70	50
	7	8
3	7	28
	5	6
2	27	29
	3	4
1	8	57
	1	2

POLE POSITION



Results provisional until the conclusion of judicial and technical matters

Orbits

Chief Timekeeper

Clerk of the Course

D. Brudford

www.mylaps.com

Licensed to: R.H.Wright Timing

Printed: 12/05/2019 12:15:33

timing.rhwright.co.uk



BARC Bishopscourt Race Meeting

Sorted on Laps

Golfmech Globals

Bishopscourt Circuit (N.I) 1.824 miles

Globals GT Light 2 (R15)

12/05/2019 14:30

Race (12:00 Time) started at 14:48:22

Pos	No.	First Name	Last Name	Make	Total Tm	Diff	Laps	Avg. Speed	Best Tm	Best Speed	In Lap
1	27	James	Thompson	Global GT Light 600cc	12:31.804		10	87.342	1:14.204	88.491	6
2	8	Peter	Drennan	Global GT Light 600cc	12:32.133	0.329	10	87.304	1:14.111	88.602	6
3	57	Jake	Byrne	Global GT Light 600cc	12:49.532	17.728	10	85.330	1:14.614	88.005	7
4	7	Richard	Finlay	Global GT Light 600cc	12:50.369	18.565	10	85.237	1:15.109	87.425	10
5	28	Michael	Conway	Global GT Light 600cc	13:01.441	29.637	10	84.029	1:16.870	85.422	7
6	69	Mark	Braden	Global GT Light 600cc	13:03.381	31.577	10	83.821	1:16.362	85.990	10
7	70	Conor	May	Global GT Light 600cc	13:13.731	41.927	10	82.728	1:17.852	84.345	7
8	54	Ivor	Miller	Global GT Light 600cc	13:19.548	47.744	10	82.126	1:18.130	84.045	3
9	79	Anthony	Thompson	Global GT Light 600cc	13:19.874	48.070	10	82.093	1:18.123	84.052	7
10	50	John	Conway	Global GT Light 600cc	13:20.457	48.653	10	82.033	1:18.102	84.075	3
Not classified											
DNF	2	Pat	Murphy	Global GT Light 600cc	3:11.680	DNF	2	68.514	1:30.079	72.896	1
DNF	29	Conor	Farrell	Global GT Light 600cc	1:17.963	DNF	1	84.225	1:17.769	84.435	1

Margin of Victory	Avg. Speed	Best Lap Tm	Best Speed	Best Lap by
0.329	87.342	1:14.111	88.602	8 - Peter Drennan

Results provisional until the conclusion of judicial and technical matters

Orbits

Chief Timekeeper

Clerk of the Course

D. Bradfield

www.mylaps.com

Licensed to: R.H.Wright Timing



BARC Bishopscourt Race Meeting

Golfmech Globals

Bishopscourt Circuit (N.I) 1.824 miles

Globals GT Light 2 (R15)

12/05/2019 14:30

Race (12:00 Time) started at 14:48:22

Lap	Lap Tm	Diff	Time of Day
(27) James Thompson			
1	1:18.004	+3.800	14:49:40.905
2	1:14.485	+0.281	14:50:55.390
3	1:14.940	+0.736	14:52:10.330
4	1:14.807	+0.603	14:53:25.137
5	1:14.969	+0.765	14:54:40.106
6	1:14.204		14:55:54.310
7	1:14.793	+0.589	14:57:09.103
8	1:15.614	+1.410	14:58:24.717
9	1:15.007	+0.803	14:59:39.724
10	1:14.750	+0.546	15:00:54.474

Lap	Lap Tm	Diff	Time of Day
(8) Peter Drennan			
1	1:17.039	+2.928	14:49:39.709
2	1:14.864	+0.753	14:50:54.573
3	1:15.464	+1.353	14:52:10.037
4	1:15.430	+1.319	14:53:25.467
5	1:15.018	+0.907	14:54:40.485
6	1:14.111		14:55:54.596
7	1:15.050	+0.939	14:57:09.646
8	1:15.292	+1.181	14:58:24.938
9	1:15.178	+1.067	14:59:40.116
10	1:14.687	+0.576	15:00:54.803

Lap	Lap Tm	Diff	Time of Day
(57) Jake Byrne			
1	1:17.560	+2.946	14:49:40.239
2	1:14.718	+0.104	14:50:54.957
3	1:29.817	+15.203	14:52:24.774
4	1:16.858	+2.244	14:53:41.632
5	1:15.023	+0.409	14:54:56.655
6	1:15.328	+0.714	14:56:11.983
7	1:14.614		14:57:26.597
8	1:15.379	+0.765	14:58:41.976
9	1:15.386	+0.772	14:59:57.362
10	1:14.840	+0.226	15:01:12.202

Lap	Lap Tm	Diff	Time of Day
(7) Richard Finlay			
1	1:20.028	+4.919	14:49:43.148
2	1:18.785	+3.676	14:51:01.933
3	1:18.319	+3.210	14:52:20.252
4	1:16.840	+1.731	14:53:37.092
5	1:16.843	+1.734	14:54:53.935
6	1:16.141	+1.032	14:56:10.076
7	1:15.970	+0.861	14:57:26.046
8	1:15.495	+0.386	14:58:41.541
9	1:16.389	+1.280	14:59:57.930
10	1:15.109		15:01:13.039

Lap	Lap Tm	Diff	Time of Day
(28) Michael Conway			
1	1:19.580	+2.710	14:49:42.628
2	1:18.561	+1.691	14:51:01.189
3	1:19.617	+2.747	14:52:20.806
4	1:17.513	+0.643	14:53:38.319
5	1:16.989	+0.119	14:54:55.308
6	1:17.884	+1.014	14:56:13.192
7	1:16.870		14:57:30.062
8	1:17.791	+0.921	14:58:47.853
9	1:18.167	+1.297	15:00:06.020
10	1:18.091	+1.221	15:01:24.111

Lap	Lap Tm	Diff	Time of Day
(69) Mark Braden			
1	1:22.745	+6.383	14:49:46.581
2	1:21.451	+5.089	14:51:08.032
3	1:18.171	+1.809	14:52:26.203
4	1:17.727	+1.365	14:53:43.930

Lap	Lap Tm	Diff	Time of Day
5	1:17.681	+1.319	14:55:01.611
6	1:17.638	+1.276	14:56:19.249
7	1:16.861	+0.499	14:57:36.110
8	1:16.919	+0.557	14:58:53.029
9	1:16.660	+0.298	15:00:09.689
10	1:16.362		15:01:26.051

Lap	Lap Tm	Diff	Time of Day
(70) Conor May			
1	1:21.406	+3.554	14:49:44.715
2	1:20.693	+2.841	14:51:05.408
3	1:19.409	+1.557	14:52:24.817
4	1:19.087	+1.235	14:53:43.904
5	1:18.349	+0.497	14:55:02.253
6	1:18.186	+0.334	14:56:20.439
7	1:17.852		14:57:38.291
8	1:18.453	+0.601	14:58:56.744
9	1:18.230	+0.378	15:00:14.974
10	1:21.427	+3.575	15:01:36.401

Lap	Lap Tm	Diff	Time of Day
(54) Ivor Miller			
1	1:22.911	+4.781	14:49:46.542
2	1:21.209	+3.079	14:51:07.751
3	1:18.130		14:52:25.881
4	1:19.357	+1.227	14:53:45.238
5	1:18.262	+0.132	14:55:03.500
6	1:18.390	+0.260	14:56:21.890
7	1:18.796	+0.666	14:57:40.686
8	1:20.455	+2.325	14:59:01.141
9	1:19.945	+1.815	15:00:21.086
10	1:21.132	+3.002	15:01:42.218

Lap	Lap Tm	Diff	Time of Day
(79) Anthony Thompson			
1	1:23.523	+5.400	14:49:46.986
2	1:22.145	+4.022	14:51:09.131
3	1:18.355	+0.232	14:52:27.486
4	1:18.239	+0.116	14:53:45.725
5	1:18.442	+0.319	14:55:04.167
6	1:18.677	+0.554	14:56:22.844
7	1:18.123		14:57:40.967
8	1:20.306	+2.183	14:59:01.273
9	1:20.081	+1.958	15:00:21.354
10	1:21.190	+3.067	15:01:42.544

Lap	Lap Tm	Diff	Time of Day
(50) John Conway			
1	1:22.420	+4.318	14:49:46.740
2	1:23.038	+4.936	14:51:09.778
3	1:18.102		14:52:26.880
4	1:18.606	+0.504	14:53:45.486
5	1:18.194	+0.092	14:55:03.680
6	1:18.625	+0.523	14:56:22.305
7	1:18.491	+0.389	14:57:40.796
8	1:20.754	+2.652	14:59:01.550
9	1:20.682	+2.580	15:00:22.232
10	1:20.895	+2.793	15:01:43.127

Lap	Lap Tm	Diff	Time of Day
(2) Pat Murphy			
1	1:30.079		14:49:54.300
p2	1:40.050	+9.971	14:51:34.350

Lap	Lap Tm	Diff	Time of Day
(29) Conor Farrell			
1	1:17.769		14:49:40.633

Results provisional until the conclusion of judicial and technical matters

Orbits

Chief Timekeeper

Clerk of the Course

D. Brudford

www.mylaps.com

Licensed to: R.H.Wright Timing

Printed: 12/05/2019 15:02:46

timing.rhwright.co.uk



BARC Bishopscourt Race Meeting

Selco.ie Formula Vee

Bishopscourt Circuit (N.I) 1.824 miles


Formula Vee 2 (R16)

12/05/2019 14:55

Race (15:00 Time)

7	37	
	13	
6	40	73
	11	
5	16	99
	9	
4	35	8
	7	
3	28	9
	5	
2	97	26
	3	
1	17	1
	1	2

POLE POSITION



Results provisional until the conclusion of judicial and technical matters

Orbits

Chief Timekeeper

Clerk of the Course

D. Brudford

www.mylaps.com

Licensed to: R.H.Wright Timing

Printed: 11/05/2019 14:32:38

timing.rhwright.co.uk



BARC Bishopscourt Race Meeting

Sorted on Laps

Selco.ie Formula Vee

Bishopscourt Circuit (N.I) 1.824 miles

Formula Vee 2 (R16)

12/05/2019 14:55

Race (12:00 Time) started at 15:10:53

Pos	No.	First Name	Last Name	Make	Total Tm	Diff	Laps	Avg. Speed	Best Tm	Best Speed	In Lap
1	1	Anthony	Cross	Formula Vee 1600cc	9:22.791		7	81.673	1:18.732	83.402	5
2	97	Jack	Byrne	Sheane 1600cc	9:23.354	0.563	7	81.591	1:18.400	83.755	5
3	28	Philip	Sheane	Sheane R4 1600	9:38.149	15.358	7	79.503	1:21.176	80.891	5
4	9	Robert	Fleming	Formula Vee 1600cc	9:49.324	26.533	7	77.996	1:21.457	80.612	2
5	8	Colin	Lewis	Formula Vee 1600cc	9:50.220	27.429	7	77.877	1:22.511	79.582	4
6	73	Justin	Gray	Sheane 1600cc	9:50.513	27.722	7	77.839	1:21.998	80.080	5
7	26	Paul	Heavey	Formula Vee 1600cc	9:51.537	28.746	7	77.704	1:20.426	81.645	7
8	16	JB	Farrell	Formula Vee 1600cc	9:54.890	32.099	7	77.266	1:22.576	79.519	7
9	40	Sean	McCallion	Sheane 1600cc	9:57.828	35.037	7	76.886	1:23.449	78.688	4
Not classified											
DNF	7	Michael	Killian	Formula Vee 1600cc	8:06.718	DNF	5	67.456	1:32.993	70.612	2
DNF	37	Tim	Murray	Formula Vee 1600cc	9:37.632	DNF	7	79.575	1:20.730	81.338	2
DNF	35	Matt	Bodden	Leystone JH02 1600cc	2:50.355	DNF	2	77.091	1:22.204	79.879	2
DNS	17	Dan	Polley	LOH Sheane 1600cc		DNS		-	-	-	0
DNS	99	Jordan	Kelly	Formula Vee 1600cc		DNS		-	-	-	0

Announcements

Race Red Flagged on lap 8 - Results based on lap 7 (Q5.4.3)

Margin of Victory	Avg. Speed	Best Lap Tm	Best Speed	Best Lap by
0.563	81.673	1:18.400	83.755	97 - Jack Byrne

Results provisional until the conclusion of judicial and technical matters

Orbits

Chief Timekeeper

Clerk of the Course

D. Bradfield

www.mylaps.com

Licensed to: R.H.Wright Timing



BARC Bishops court Race Meeting

Selco.ie Formula Vee

Bishops court Circuit (N.I) 1.824 miles

Formula Vee 2 (R16)

12/05/2019 14:55

Race (12:00 Time) started at 15:10:53

Lap	Lap Tm	Diff	Time of Day
(1) Anthony Cross			
1	1:24.260	+5.528	15:12:18.956
2	1:19.257	+0.525	15:13:38.213
3	1:20.599	+1.867	15:14:58.812
4	1:19.038	+0.306	15:16:17.850
5	1:18.732		15:17:36.582
6	1:19.923	+1.191	15:18:56.505
7	1:19.822	+1.090	15:20:16.327
(97) Jack Byrne			
1	1:23.634	+5.234	15:12:19.174
2	1:19.202	+0.802	15:13:38.376
3	1:20.773	+2.373	15:14:59.149
4	1:19.288	+0.888	15:16:18.437
5	1:18.400		15:17:36.837
6	1:19.832	+1.432	15:18:56.669
7	1:20.221	+1.821	15:20:16.890
(28) Philip Sheane			
1	1:25.014	+3.838	15:12:21.278
2	1:21.688	+0.512	15:13:42.966
3	1:22.319	+1.143	15:15:05.285
4	1:21.825	+0.649	15:16:27.110
5	1:21.176		15:17:48.286
6	1:21.789	+0.613	15:19:10.075
7	1:21.610	+0.434	15:20:31.685
(9) Robert Fleming			
1	1:25.819	+4.362	15:12:22.102
2	1:21.457		15:13:43.559
3	1:30.691	+9.234	15:15:14.250
4	1:22.336	+0.879	15:16:36.586
5	1:21.559	+0.102	15:17:58.145
6	1:22.120	+0.663	15:19:20.265
7	1:22.595	+1.138	15:20:42.860
(8) Colin Lewis			
1	1:28.014	+5.503	15:12:25.018
2	1:23.915	+1.404	15:13:48.933
3	1:23.438	+0.927	15:15:12.371
4	1:22.511		15:16:34.882
5	1:22.772	+0.261	15:17:57.654
6	1:23.213	+0.702	15:19:20.867
7	1:22.889	+0.378	15:20:43.756
(73) Justin Gray			
1	1:27.414	+5.416	15:12:25.883
2	1:24.590	+2.592	15:13:50.473
3	1:23.407	+1.409	15:15:13.880
4	1:23.112	+1.114	15:16:36.992
5	1:21.998		15:17:58.990
6	1:22.239	+0.241	15:19:21.229
7	1:22.820	+0.822	15:20:44.049
(26) Paul Heavey			
1	1:24.953	+4.527	15:12:20.835
2	1:37.982	+17.556	15:13:58.817
3	1:21.059	+0.633	15:15:19.876
4	1:21.673	+1.247	15:16:41.549
5	1:21.886	+1.460	15:18:03.435
6	1:21.212	+0.786	15:19:24.647
7	1:20.426		15:20:45.073
(16) JB Farrell			
1	1:27.700	+5.124	15:12:24.835

Lap	Lap Tm	Diff	Time of Day
2	1:26.383	+3.807	15:13:51.218
3	1:23.925	+1.349	15:15:15.143
4	1:23.713	+1.137	15:16:38.856
5	1:23.507	+0.931	15:18:02.363
6	1:23.487	+0.911	15:19:25.850
7	1:22.576		15:20:48.426
(40) Sean McCallion			
1	1:29.215	+5.766	15:12:26.511
2	1:24.445	+0.996	15:13:50.956
3	1:23.583	+0.134	15:15:14.539
4	1:23.449		15:16:37.988
5	1:25.121	+1.672	15:18:03.109
6	1:23.869	+0.420	15:19:26.978
7	1:24.386	+0.937	15:20:51.364
(7) Michael Killian			
1	1:38.231	+5.238	15:12:36.684
2	1:32.993		15:14:09.677
3	1:39.527	+6.534	15:15:49.204
4	1:33.678	+0.685	15:17:22.882
p5	1:37.372	+4.379	15:19:00.254
(37) Tim Murray			
1	1:25.685	+4.955	15:12:23.439
2	1:20.730		15:13:44.169
3	1:21.000	+0.270	15:15:05.169
4	1:21.595	+0.865	15:16:26.764
5	1:21.334	+0.604	15:17:48.098
6	1:21.530	+0.800	15:19:09.628
7	1:21.540	+0.810	15:20:31.168
(35) Matt Bodden			
1	1:24.952	+2.748	15:12:21.687
2	1:22.204		15:13:43.891

Results provisional until the conclusion of judicial and technical matters

Orbits

Chief Timekeeper

Clerk of the Course

D. Brudford

www.mylaps.com

Licensed to: R.H.Wright Timing

Printed: 12/05/2019 15:26:45

timing.rhwright.co.uk



BARC Bishopscourt Race Meeting

Finnstown Castle Hotel

Bishopscourt Circuit (N.I) 1.824 miles


BOSS Ireland/Formula Sheane 2 (R17)

12/05/2019 15:20

Race (15:00 Time)

11	22	93
	21	22
10	41	55
	19	20
9	91	32
	17	18
8	2	35
	15	16
7	3	15
	13	14
6		12
	11	
5		10
	9	
4	2	
	7	8
3	51	46
	5	6
2	111	101
	3	4
1	10	17
	1	2

POLE POSITION



Results provisional until the conclusion of judicial and technical matters

Orbits

Chief Timekeeper

Clerk of the Course

D. Brudford

www.mylaps.com

Licensed to: R.H.Wright Timing

Printed: 12/05/2019 09:16:42

timing.rhwright.co.uk



BARC Bishopscourt Race Meeting

Sorted on Laps

Finnstown Castle Hotel

Bishopscourt Circuit (N.I) 1.824 miles

BOSS Ireland/Formula Sheane 2 (R17)

12/05/2019 15:20

Race (12:00 Time) started at 15:46:57

Pos	No.	First Name	Last Name	Make	Total Tm	Diff	Laps	Avg. Speed	Best Tm	Best Speed	In Lap
Formula Libre											
1	10	Paul	O'Connell	Dallara 3400cc	13:03.428		12	100.580	1:03.560	103.310	8
2	111	Fergus	Faherty	Dallara F3 2000cc	13:44.126	40.698	12	95.613	1:06.483	98.768	3
3	46	Michael	Roche	Dallara 1340cc	13:55.580	52.152	12	94.302	1:07.791	96.862	8
4	101	Max	Hart	Leystone 1000cc	14:23.196	1:19.768	12	91.285	1:08.225	96.246	8
5	9	John	Stewart	Mygale M12 1600cc	13:21.606	1 Lap	11	90.107	1:08.164	96.332	9
Not classified											
DNF	17	Sam	Mansfield	Radical SR8 2700cc	10:57.157	DNF	10	99.921	1:04.465	101.860	4
DNS	51	Eamon	Matheson	Jade Honda 2000cc		DNS		-		-	0
DNS	2	Donal	Griffin	Reynard 90d 5000cc		DNS		-		-	0
Formula Sheane											
1	3	Richard	Kearney	Formula Sheane 1800cc	14:06.029		11	85.376	1:13.673	89.129	11
2	91	Sean	Hynes	Formula Sheane 1800cc	14:06.335	0.306	11	85.345	1:13.423	89.432	4
3	35	Paul	McLoughlin	Formula Sheane 1800cc	14:21.051	15.022	11	83.886	1:14.308	88.367	3
4	32	Christopher	McCabe	Formula Sheane 1800cc	13:50.428	2 Laps	9	71.165	1:19.451	82.647	8
Not classified											
DNF	55	Derek	Roddy	Formula Sheane 1800cc	4:18.002	DNF	3	76.353	1:15.473	87.003	2
DNF	2	Brian	Hearty	Formula Sheane 1800cc	3:00.412	DNF	2	72.793	1:15.499	86.973	2
DNS	15	Niall	O'Flynn	Formula Sheane 1800cc		DNS		-		-	0
DNS	41	James	Sunderland	Formula Sheane 1800cc		DNS		-		-	0
DNS	22	Raymond	McKenna	Formula Sheane 1800cc		DNS		-		-	0
DNS	93	Enda	O'Connor	Formula Sheane 1800cc		DNS		-		-	0

Announcements

New Track Record (1:03.560) for Formula Libre by Paul O'Connell.

Margin of Victory	Avg. Speed	Best Lap Tm	Best Speed	Best Lap by
40.698	100.580	1:03.560	103.310	10 - Paul O'Connell

Results provisional until the conclusion of judicial and technical matters

Orbits

Chief Timekeeper

Clerk of the Course

D. Bradfield

www.mylaps.com

Licensed to: R.H.Wright Timing

Printed: 12/05/2019 16:01:47

timing.rhwright.co.uk



BARC Bishopscourt Race Meeting

Finnstown Castle Hotel

Bishopscourt Circuit (N.I) 1.824 miles

BOSS Ireland/Formula Sheane 2 (R17)

12/05/2019 15:20

Race (12:00 Time) started at 15:46:57

Lap	Lap Tm	Diff	Time of Day
(10) Paul O'Connell			
1	1:10.952	+7.392	15:48:10.380
2	1:03.571	+0.011	15:49:13.951
3	1:04.482	+0.922	15:50:18.433
4	1:05.577	+2.017	15:51:24.010
5	1:05.547	+1.987	15:52:29.557
6	1:04.792	+1.232	15:53:34.349
7	1:04.099	+0.539	15:54:38.448
8	1:03.560		15:55:42.008
9	1:04.139	+0.579	15:56:46.147
10	1:03.902	+0.342	15:57:50.049
11	1:05.103	+1.543	15:58:55.152
12	1:06.125	+2.565	16:00:01.277

Lap	Lap Tm	Diff	Time of Day
(111) Fergus Faherty			
1	1:13.497	+7.014	15:48:13.419
2	1:06.677	+0.194	15:49:20.096
3	1:06.483		15:50:26.579
4	1:06.734	+0.251	15:51:33.313
5	1:06.719	+0.236	15:52:40.032
6	1:07.956	+1.473	15:53:47.988
7	1:09.720	+3.237	15:54:57.708
8	1:08.831	+2.348	15:56:06.539
9	1:07.926	+1.443	15:57:14.465
10	1:07.888	+1.405	15:58:22.353
11	1:08.923	+2.440	15:59:31.276
12	1:10.699	+4.216	16:00:41.975

Lap	Lap Tm	Diff	Time of Day
(46) Michael Roche			
1	1:13.506	+5.715	15:48:13.987
2	1:09.531	+1.740	15:49:23.518
3	1:09.641	+1.850	15:50:33.159
4	1:09.767	+1.976	15:51:42.926
5	1:09.079	+1.288	15:52:52.005
6	1:08.897	+1.106	15:54:00.902
7	1:08.426	+0.635	15:55:09.328
8	1:07.791		15:56:17.119
9	1:09.158	+1.367	15:57:26.277
10	1:08.271	+0.480	15:58:34.548
11	1:10.032	+2.241	15:59:44.580
12	1:08.849	+1.058	16:00:53.429

Lap	Lap Tm	Diff	Time of Day
(101) Max Hart			
1	1:15.216	+6.991	15:48:14.783
2	1:22.229	+14.004	15:49:37.012
3	1:08.807	+0.582	15:50:45.819
4	1:08.412	+0.187	15:51:54.231
5	1:08.492	+0.267	15:53:02.723
6	1:08.507	+0.282	15:54:11.230
7	1:09.306	+1.081	15:55:20.536
8	1:08.225		15:56:28.761
9	1:09.407	+1.182	15:57:38.168
10	1:11.740	+3.515	15:58:49.908
11	1:11.057	+2.832	16:00:00.965
12	1:20.080	+11.855	16:01:21.045

Lap	Lap Tm	Diff	Time of Day
(9) John Stewart			
1	1:12.502	+4.338	15:48:37.961
2	1:09.724	+1.560	15:49:47.685
3	1:08.996	+0.832	15:50:56.681
4	1:09.400	+1.236	15:52:06.081
5	1:09.285	+1.121	15:53:15.366
6	1:12.484	+4.320	15:54:27.850
7	1:10.961	+2.797	15:55:38.811
8	1:12.866	+4.702	15:56:51.677

Lap	Lap Tm	Diff	Time of Day
9	1:08.164		15:57:59.841
10	1:09.536	+1.372	15:59:09.377
11	1:10.078	+1.914	16:00:19.455
(3) Richard Kearney			
1	1:17.769	+4.096	15:48:41.599
2	1:13.929	+0.256	15:49:55.528
3	1:13.771	+0.098	15:51:09.299
4	1:13.680	+0.007	15:52:22.979
5	1:14.574	+0.901	15:53:37.553
6	1:14.119	+0.446	15:54:51.672
7	1:13.857	+0.184	15:56:05.529
8	1:14.554	+0.881	15:57:20.083
9	1:13.884	+0.211	15:58:33.967
10	1:16.238	+2.565	15:59:50.205
11	1:13.673		16:01:03.878

Lap	Lap Tm	Diff	Time of Day
(91) Sean Hynes			
1	1:18.960	+5.537	15:48:43.285
2	1:14.405	+0.982	15:49:57.690
3	1:14.108	+0.685	15:51:11.798
4	1:13.423		15:52:25.221
5	1:14.440	+1.017	15:53:39.661
6	1:13.682	+0.259	15:54:53.343
7	1:13.509	+0.086	15:56:06.852
8	1:13.554	+0.131	15:57:20.406
9	1:13.962	+0.539	15:58:34.368
10	1:16.317	+2.894	15:59:50.685
11	1:13.499	+0.076	16:01:04.184

Lap	Lap Tm	Diff	Time of Day
(35) Paul McLoughlin			
1	1:18.141	+3.833	15:48:42.436
2	1:16.766	+2.458	15:49:59.202
3	1:14.308		15:51:13.510
4	1:14.917	+0.609	15:52:28.427
5	1:15.342	+1.034	15:53:43.769
6	1:15.849	+1.541	15:54:59.618
7	1:14.917	+0.609	15:56:14.535
8	1:15.566	+1.258	15:57:30.101
9	1:15.282	+0.974	15:58:45.383
10	1:15.825	+1.517	16:00:01.208
11	1:17.692	+3.384	16:01:18.900

Lap	Lap Tm	Diff	Time of Day
(32) Christopher McCabe			
1	1:23.097	+3.646	15:48:48.209
2	1:20.429	+0.978	15:50:08.638
p3	1:38.301	+18.850	15:51:46.939
4	2:13.208	+53.757	15:54:00.147
5	1:22.736	+3.285	15:55:22.883
6	1:21.432	+1.981	15:56:44.315
7	1:22.064	+2.613	15:58:06.379
8	1:19.451		15:59:25.830
9	1:22.447	+2.996	16:00:48.277

Lap	Lap Tm	Diff	Time of Day
(17) Sam Mansfield			
1	1:10.808	+6.343	15:48:10.083
2	1:05.186	+0.721	15:49:15.269
3	1:04.801	+0.336	15:50:20.070
4	1:04.465		15:51:24.535
5	1:05.329	+0.864	15:52:29.864
6	1:05.078	+0.613	15:53:34.942
7	1:04.552	+0.087	15:54:39.494
8	1:04.963	+0.498	15:55:44.457
9	1:05.088	+0.623	15:56:49.545
10	1:05.461	+0.996	15:57:55.006

Results provisional until the conclusion of judicial and technical matters

Orbits

Chief Timekeeper

Clerk of the Course

D. Bradford

www.mylaps.com

Licensed to: R.H.Wright Timing

Printed: 12/05/2019 16:02:09

timing.rhwright.co.uk



BARC Bishops court Race Meeting

Keelan Construction Fiesta Zetec

Bishops court Circuit (N.I) 1.824 miles

Fiesta Zetec 2 (R18)

12/05/2019 15:45

Race (12:00 Time)

9	13	8
	17	18
8	91	98
	15	16
7	33	70
	13	14
6	5	21
	11	12
5	54	29
	9	10
4	46	48
	7	8
3	17	66
	5	6
2	47	23
	3	4
1	71	777
	1	2

POLE POSITION

Results provisional until the conclusion of judicial and technical matters

Orbits

Chief Timekeeper

Clerk of the Course

D. Brudford

www.mylaps.com

Printed: 12/05/2019 12:05:29

timing.rhwright.co.uk

Licensed to: R.H.Wright Timing



BARC Bishopscourt Race Meeting

Sorted on Laps

Keelan Construction Fiesta Zetec

Bishopscourt Circuit (N.I) 1.824 miles

Fiesta Zetec 2 (R18)

12/05/2019 15:45

Race (12:00 Time) started at 16:13:19

Pos	No.	First Name	Last Name	Make	Total Tm	Diff	Laps	Avg. Speed	Best Tm	Best Speed	In Lap
1	777	Stanislaw	Ukleja	Fiesta Zetec 1250cc	6:12.675		4	70.479	1:30.424	72.618	3
2	17	Owen	Purcell	Fiesta Zetec 1250cc	6:13.182	0.507	4	70.383	1:30.140	72.847	4
3	47	Darren	Lawler	Fiesta Zetec 1250cc	6:13.504	0.829	4	70.322	1:30.128	72.856	3
4	66	William	Kellett	Fiesta Zetec 1250cc	6:13.907	1.232	4	70.246	1:30.248	72.760	3
5	23	Mark	O'Donoghue	Fiesta Zetec 1250cc	6:14.138	1.463	4	70.203	1:29.512	73.358	4
6	71	Wayne	Laverick	Fiesta Zetec 1250cc	6:16.088	3.413	4	69.839	1:30.887	72.248	4
7	70	Michael	Fitzgerald	Fiesta Zetec 1250cc	6:19.769	7.094	4	69.162	1:31.349	71.883	4
8	48	Aimee	Woods	Fiesta Zetec 1250cc	6:20.120	7.445	4	69.098	1:30.920	72.222	4
9	54	Colm	Barrable	Fiesta Zetec 1250cc	6:20.479	7.804	4	69.033	1:30.894	72.242	4
10	21	Mark	Johnston	Fiesta Zetec 1250cc	6:23.383	10.708	4	68.510	1:31.405	71.839	4
11	46	Garret	Burke	Fiesta Zetec 1250cc	6:23.891	11.216	4	68.419	1:31.698	71.609	4
12	5	Andy	Kavanagh	Fiesta Zetec 1250cc	6:24.737	12.062	4	68.269	1:32.620	70.896	2
13	91	Jason	O'Brien	Fiesta Zetec 1250cc	6:25.267	12.592	4	68.175	1:31.767	71.555	4
14	33	Ruth	Nugent	Fiesta Zetec 1250cc	6:26.371	13.696	4	67.980	1:32.322	71.125	4
15	98	Barry	Barrable	Fiesta Zetec 1250cc	6:27.242	14.567	4	67.827	1:32.494	70.993	4
16	13	Fergal	Collins	Fiesta Zetec 1250cc	6:42.198	29.523	4	65.305	1:37.339	67.459	4
17	8	Nick	Bamber	Fiesta Zetec 1250cc	6:51.110	38.435	4	63.889	1:39.652	65.893	2
Not classified											
DNF	29	Dan	Keelan	Fiesta Zetec 1250cc	6:21.066	DNF	4	68.927	1:30.549	72.518	4

Announcements

Race Red Flagged on lap 5 - Results based on lap 4 (Q5.4.3)

Margin of Victory	Avg. Speed	Best Lap Tm	Best Speed	Best Lap by
0.507	70.479	1:29.512	73.358	23 - Mark O'Donoghue

Results provisional until the conclusion of judicial and technical matters

Orbits

Chief Timekeeper

Clerk of the Course

D. Bradfield

www.mylaps.com

Licensed to: R.H.Wright Timing



BARC Bishops court Race Meeting

Keelan Construction Fiesta Zetec

Bishops court Circuit (N.I) 1.824 miles

Fiesta Zetec 2 (R18)

12/05/2019 15:45

Race (12:00 Time) started at 16:13:19

Lap	Lap Tm	Diff	Time of Day
(777) Stanislav Ukleja			
1	1:38.102	+7.678	16:14:59.919
2	1:31.608	+1.184	16:16:31.527
3	1:30.424		16:18:01.951
4	1:30.690	+0.266	16:19:32.641
(17) Owen Purcell			
1	1:38.389	+8.249	16:15:01.426
2	1:30.938	+0.798	16:16:32.364
3	1:30.644	+0.504	16:18:03.008
4	1:30.140		16:19:33.148
(47) Darren Lawler			
1	1:38.641	+8.513	16:15:01.023
2	1:32.055	+1.927	16:16:33.078
3	1:30.128		16:18:03.206
4	1:30.264	+0.136	16:19:33.470
(66) William Kellett			
1	1:39.289	+9.041	16:15:02.266
2	1:31.054	+0.806	16:16:33.320
3	1:30.248		16:18:03.568
4	1:30.305	+0.057	16:19:33.873
(23) Mark O'Donoghue			
1	1:40.444	+10.932	16:15:02.862
2	1:31.487	+1.975	16:16:34.349
3	1:30.243	+0.731	16:18:04.592
4	1:29.512		16:19:34.104
(71) Wayne Laverick			
1	1:40.375	+9.488	16:15:02.005
2	1:32.055	+1.168	16:16:34.060
3	1:31.107	+0.220	16:18:05.167
4	1:30.887		16:19:36.054
(70) Michael Fitzgerald			
1	1:39.303	+7.954	16:15:04.492
2	1:31.820	+0.471	16:16:36.312
3	1:32.074	+0.725	16:18:08.386
4	1:31.349		16:19:39.735
(48) Aimee Woods			
1	1:41.209	+10.289	16:15:05.128
2	1:31.657	+0.737	16:16:36.785
3	1:32.381	+1.461	16:18:09.166
4	1:30.920		16:19:40.086
(54) Colm Barrable			
1	1:41.771	+10.877	16:15:05.879
2	1:32.717	+1.823	16:16:38.596
3	1:30.955	+0.061	16:18:09.551
4	1:30.894		16:19:40.445
(21) Mark Johnston			
1	1:42.135	+10.730	16:15:06.986
2	1:32.850	+1.445	16:16:39.836
3	1:32.108	+0.703	16:18:11.944
4	1:31.405		16:19:43.349
(46) Garret Burke			
1	1:43.576	+11.878	16:15:07.612
2	1:32.574	+0.876	16:16:40.186
3	1:31.973	+0.275	16:18:12.159
4	1:31.698		16:19:43.857

Lap	Lap Tm	Diff	Time of Day
(5) Andy Kavanagh			
1	1:41.369	+8.749	16:15:05.934
2	1:32.620		16:16:38.554
3	1:33.359	+0.739	16:18:11.913
4	1:32.790	+0.170	16:19:44.703
(91) Jason O'Brien			
1	1:41.087	+9.320	16:15:07.459
2	1:33.671	+1.904	16:16:41.130
3	1:32.336	+0.569	16:18:13.466
4	1:31.767		16:19:45.233
(33) Ruth Nugent			
1	1:41.054	+8.732	16:15:06.180
2	1:33.687	+1.365	16:16:39.867
3	1:34.148	+1.826	16:18:14.015
4	1:32.322		16:19:46.337
(98) Barry Barrable			
1	1:42.664	+10.170	16:15:08.056
2	1:33.452	+0.958	16:16:41.508
3	1:33.206	+0.712	16:18:14.714
4	1:32.494		16:19:47.208
(13) Fergal Collins			
1	1:43.307	+5.968	16:15:09.526
2	1:37.905	+0.566	16:16:47.431
3	1:37.394	+0.055	16:18:24.825
4	1:37.339		16:20:02.164
(8) Nick Bamber			
1	1:42.418	+2.766	16:15:10.770
2	1:39.652		16:16:50.422
3	1:40.575	+0.923	16:18:30.997
4	1:40.079	+0.427	16:20:11.076
(29) Dan Keelan			
1	1:42.313	+11.764	16:15:06.528
2	1:32.396	+1.847	16:16:38.924
3	1:31.559	+1.010	16:18:10.483
4	1:30.549		16:19:41.032

Results provisional until the conclusion of judicial and technical matters

Orbits

Chief Timekeeper

Clerk of the Course

D. Bradford

Printed: 12/05/2019 16:29:59

timing.rhwright.co.uk

www.mylaps.com

Licensed to: R.H.Wright Timing



BARC Bishopscourt Race Meeting

Dennings Cars Fiesta ST

Bishopscourt Circuit (N.I) 1.824 miles


Fiesta ST 2 (R19)

12/05/2019 16:10

Race (12:00 Time)

9	60	
	17	
8	11	16
	15	16
7	80	10
	13	14
6	4	6
	11	12
5	44	21
	9	10
4	1	48
	7	8
3	3	17
	5	6
2	2	88
	3	4
1	66	5
	1	2

POLE POSITION



Results provisional until the conclusion of judicial and technical matters

Orbits

Chief Timekeeper

Clerk of the Course

D. Brudford

www.mylaps.com

Licensed to: R.H.Wright Timing

Printed: 12/05/2019 12:30:42

timing.rhwright.co.uk



BARC Bishops court Race Meeting

Sorted on Laps

Dennings Cars Fiesta ST

Bishops court Circuit (N.I) 1.824 miles

Fiesta ST 2 (R19)

12/05/2019 16:10

Race (12:00 Time) started at 16:43:38

Pos	No.	First Name	Last Name	Make	Total Tm	Diff	Laps	Avg. Speed	Best Tm	Best Speed	In Lap
1	17	Erik	Holstein	Fiesta ST 2000cc	12:40.667		9	77.692	1:23.431	78.705	2
2	3	Alex	Denning	Fiesta ST 2000cc	12:45.144	4.477	9	77.237	1:22.865	79.242	2
3	5	Barry-John	McHenry	Fiesta ST 2000cc	12:54.410	13.743	9	76.313	1:24.361	77.837	2
4	48	Graham	McDonnell	Fiesta ST 2000cc	12:55.774	15.107	9	76.179	1:24.475	77.732	7
5	1	David	Maguire	Fiesta ST 2000cc	12:58.641	17.974	9	75.898	1:24.611	77.607	9
6	4	Gordon	Kellett	Fiesta ST 2000cc	12:59.705	19.038	9	75.795	1:24.845	77.393	8
7	60	Brendan	Fitzgerald	Fiesta ST 2000cc	13:04.046	23.379	9	75.375	1:24.971	77.278	5
8	66	Niall	McFadden	Fiesta ST 2000cc	13:07.438	26.771	9	75.050	1:24.679	77.545	7
9	21	Trevor	Farrar	Fiesta ST 2000cc	13:10.323	29.656	9	74.777	1:26.159	76.213	8
10	44	Ross	Barnes	Fiesta ST 2000cc	13:14.074	33.407	9	74.423	1:26.347	76.047	3
11	6	Roana	McHale	Fiesta ST 2000cc	13:14.748	34.081	9	74.360	1:25.965	76.385	8
12	80	Guy	Wynn	Fiesta ST 2000cc	13:23.964	43.297	9	73.508	1:26.866	75.592	3
13	16	Michael	Clune	Fiesta ST 2000cc	13:33.906	53.239	9	72.610	1:27.563	74.991	4
14	11	Chris	Jones	Fiesta ST 2000cc	13:46.855	1:06.188	9	71.473	1:29.141	73.663	9
Not classified											
DNF	88	Kevin	Doran	Fiesta ST 2000cc	10:43.837	DNF	7	71.392	1:24.615	77.603	2
DNF	2	Michael	Cullen	Fiesta ST 2000cc	1:33.414	DNF	1	70.294	1:31.189	72.009	1
DNS	10	John	Lally	Fiesta ST 2000cc		DNS					0

Announcements

Penalty - Car 66 +10s - Out of Position Start (Q12.4)
 New Track Record (1:22.865) for Fiesta ST by Alex Denning.

Margin of Victory	Avg. Speed	Best Lap Tm	Best Speed	Best Lap by
4.477	77.692	1:22.865	79.242	3 - Alex Denning

Results provisional until the conclusion of judicial and technical matters

Orbits

Chief Timekeeper

Clerk of the Course

D. Bradfield

www.mylaps.com

Licensed to: R.H.Wright Timing



BARC Bishopscourt Race Meeting

Dennings Cars Fiesta ST

Bishopscourt Circuit (N.I) 1.824 miles

Fiesta ST 2 (R19)

12/05/2019 16:10

Race (12:00 Time) started at 16:43:38

Lap	Lap Tm	Diff	Time of Day
(17) Erik Holstein			
1	1:27.986	+4.555	16:45:09.067
2	1:23.431		16:46:32.498
3	1:23.929	+0.498	16:47:56.427
4	1:23.668	+0.237	16:49:20.095
5	1:23.586	+0.155	16:50:43.681
6	1:23.715	+0.284	16:52:07.396
7	1:23.560	+0.129	16:53:30.956
8	1:23.554	+0.123	16:54:54.510
9	1:24.614	+1.183	16:56:19.124

Lap	Lap Tm	Diff	Time of Day
(3) Alex Denning			
1	1:30.179	+7.314	16:45:11.428
2	1:22.865		16:46:34.293
3	1:23.553	+0.688	16:47:57.846
4	1:23.788	+0.923	16:49:21.634
5	1:23.404	+0.539	16:50:45.038
6	1:23.714	+0.849	16:52:08.752
7	1:23.511	+0.646	16:53:32.263
8	1:23.623	+0.758	16:54:55.886
9	1:27.715	+4.850	16:56:23.601

Lap	Lap Tm	Diff	Time of Day
(5) Barry-John McHenry			
1	1:32.322	+7.961	16:45:12.302
2	1:24.361		16:46:36.663
3	1:24.925	+0.564	16:48:01.588
4	1:24.832	+0.471	16:49:26.420
5	1:25.244	+0.883	16:50:51.664
6	1:25.306	+0.945	16:52:16.970
7	1:25.271	+0.910	16:53:42.241
8	1:25.104	+0.743	16:55:07.345
9	1:25.522	+1.161	16:56:32.867

Lap	Lap Tm	Diff	Time of Day
(48) Graham McDonnell			
1	1:33.003	+8.528	16:45:14.564
2	1:24.869	+0.394	16:46:39.433
3	1:25.042	+0.567	16:48:04.475
4	1:25.038	+0.563	16:49:29.513
5	1:25.329	+0.854	16:50:54.842
6	1:25.395	+0.920	16:52:20.237
7	1:24.475		16:53:44.712
8	1:24.612	+0.137	16:55:09.324
9	1:24.907	+0.432	16:56:34.231

Lap	Lap Tm	Diff	Time of Day
(1) David Maguire			
1	1:33.161	+8.550	16:45:14.832
2	1:26.462	+1.851	16:46:41.294
3	1:25.410	+0.799	16:48:06.704
4	1:25.230	+0.619	16:49:31.934
5	1:25.070	+0.459	16:50:57.004
6	1:25.643	+1.032	16:52:22.647
7	1:24.825	+0.214	16:53:47.472
8	1:25.015	+0.404	16:55:12.487
9	1:24.611		16:56:37.098

Lap	Lap Tm	Diff	Time of Day
(4) Gordon Kellett			
1	1:32.815	+7.970	16:45:15.682
2	1:26.752	+1.907	16:46:42.434
3	1:25.647	+0.802	16:48:08.081
4	1:24.974	+0.129	16:49:33.055
5	1:25.273	+0.428	16:50:58.328
6	1:25.204	+0.359	16:52:23.532
7	1:24.894	+0.049	16:53:48.426
8	1:24.845		16:55:13.271
9	1:24.891	+0.046	16:56:38.162

Lap	Lap Tm	Diff	Time of Day
(60) Brendan Fitzgerald			
1	1:33.675	+8.704	16:45:17.506
2	1:26.079	+1.108	16:46:43.585
3	1:25.319	+0.348	16:48:08.904
4	1:25.360	+0.389	16:49:34.264
5	1:24.971		16:50:59.235
6	1:25.220	+0.249	16:52:24.455
7	1:25.055	+0.084	16:53:49.510
8	1:26.530	+1.559	16:55:16.040
9	1:26.463	+1.492	16:56:42.503

Lap	Lap Tm	Diff	Time of Day
(66) Niall McFadden			
1	1:34.512	+9.833	16:45:14.148
2	1:24.988	+0.309	16:46:39.136
3	1:25.885	+1.206	16:48:05.021
4	1:25.173	+0.494	16:49:30.194
5	1:25.289	+0.610	16:50:55.483
6	1:25.253	+0.574	16:52:20.736
7	1:24.679		16:53:45.415
8	1:25.049	+0.370	16:55:10.464
9	1:25.431	+0.752	16:56:35.895

Lap	Lap Tm	Diff	Time of Day
(21) Trevor Farrar			
1	1:33.339	+7.180	16:45:15.999
2	1:27.118	+0.959	16:46:43.117
3	1:26.768	+0.609	16:48:09.885
4	1:26.201	+0.042	16:49:36.086
5	1:26.277	+0.118	16:51:02.363
6	1:26.698	+0.539	16:52:29.061
7	1:26.975	+0.816	16:53:56.036
8	1:26.159		16:55:22.195
9	1:26.585	+0.426	16:56:48.780

Lap	Lap Tm	Diff	Time of Day
(44) Ross Barnes			
1	1:32.951	+6.604	16:45:15.367
2	1:26.920	+0.573	16:46:42.287
3	1:26.347		16:48:08.634
4	1:27.553	+1.206	16:49:36.187
5	1:27.045	+0.698	16:51:03.232
6	1:26.726	+0.379	16:52:29.958
7	1:27.467	+1.120	16:53:57.425
8	1:27.289	+0.942	16:55:24.714
9	1:27.817	+1.470	16:56:52.531

Lap	Lap Tm	Diff	Time of Day
(6) Roana McHale			
1	1:33.856	+7.891	16:45:16.702
2	1:27.555	+1.590	16:46:44.257
3	1:26.365	+0.400	16:48:10.622
4	1:29.552	+3.587	16:49:40.174
5	1:27.603	+1.638	16:51:07.777
6	1:26.582	+0.617	16:52:34.359
7	1:26.168	+0.203	16:54:00.527
8	1:25.965		16:55:26.492
9	1:26.713	+0.748	16:56:53.205

Lap	Lap Tm	Diff	Time of Day
(80) Guy Wynn			
1	1:33.625	+6.759	16:45:17.044
2	1:28.156	+1.290	16:46:45.200
3	1:26.866		16:48:12.066
4	1:27.484	+0.618	16:49:39.550
5	1:28.992	+2.126	16:51:08.542
6	1:27.519	+0.653	16:52:36.061
7	1:28.852	+1.986	16:54:04.913
8	1:29.457	+2.591	16:55:34.370
9	1:28.051	+1.185	16:57:02.421

Lap	Lap Tm	Diff	Time of Day
(16) Michael Clune			
1	1:34.197	+6.634	16:45:18.416
2	1:28.023	+0.460	16:46:46.439
3	1:28.151	+0.588	16:48:14.590
4	1:27.563		16:49:42.153
5	1:28.173	+0.610	16:51:10.326
6	1:31.898	+4.335	16:52:42.224
7	1:30.449	+2.886	16:54:12.673
8	1:30.313	+2.750	16:55:42.986
9	1:29.377	+1.814	16:57:12.363

Lap	Lap Tm	Diff	Time of Day
(11) Chris Jones			
1	1:38.407	+9.266	16:45:22.726
2	1:31.805	+2.664	16:46:54.531
3	1:31.498	+2.357	16:48:26.029
4	1:30.596	+1.455	16:49:56.625
5	1:30.425	+1.284	16:51:27.050
6	1:29.933	+0.792	16:52:56.983
7	1:29.185	+0.044	16:54:26.168
8	1:30.003	+0.862	16:55:56.171
9	1:29.141		16:57:25.312

Lap	Lap Tm	Diff	Time of Day
(88) Kevin Doran			
1	1:33.172	+8.557	16:45:13.649
2	1:24.615		16:46:38.264
3	1:25.063	+0.448	16:48:03.327
4	1:25.620	+1.005	16:49:28.947
5	1:25.421	+0.806	16:50:54.368
6	1:34.412	+9.797	16:52:28.780
7	1:53.514	+28.899	16:54:22.294

Lap	Lap Tm	Diff	Time of Day
(2) Michael Cullen			
1	1:31.189		16:45:11.871

Results provisional until the conclusion of judicial and technical matters

Orbits

Chief Timekeeper

Clerk of the Course

D. Bradford

www.mylaps.com

Licensed to: R.H.Wright Timing

Printed: 12/05/2019 16:59:29

timing.rhwright.co.uk



BARC Bishopscourt Race Meeting

NI Saloons/ITCC

Bishopscourt Circuit (N.I) 1.824 miles


NI Saloons/ITCC 2 (R20)

12/05/2019 16:35

Race (15:00 Time)

9	71 17	79 18
8	11 15	31 16
7	111 13	5 14
6	33 11	2 12
5	21 9	8 10
4	69 7	86 8
3	12 5	16 6
2	83 3	48 4
1	66 1	46 2

POLE POSITION



Results provisional until the conclusion of judicial and technical matters

Orbits

Chief Timekeeper

Clerk of the Course

D. Brudford

www.mylaps.com

Licensed to: R.H.Wright Timing

Printed: 11/05/2019 16:19:58

timing.rhwright.co.uk



BARC Bishopscourt Race Meeting

Sorted on Laps

NI Saloons/ITCC

Bishopscourt Circuit (N.I) 1.824 miles

NI Saloons/ITCC 2 (R20)

12/05/2019 16:35

Race (12:00 Time) started at 17:09:20

Pos	No.	First Name	Last Name	Make	Total Tm	Diff	Laps	Avg. Speed	Best Tm	Best Speed	In Lap
ITCC											
1	48	Ciaran	Denvir	Honda Civic 2400cc	13:03.421		10	83.817	1:16.421	85.924	3
2	16	Keith	Campbell	VW Corrado 2000cc	13:05.806	2.385	10	83.563	1:16.855	85.439	3
3	66	Andrew	Armstrong	BMW M3 3200 cc	13:10.327	6.906	10	83.085	1:15.289	87.216	4
4	69	Robert	Savage	Honda Integra 1800cc	13:21.737	18.316	10	81.902	1:17.820	84.379	8
5	21	Gareth	Hayden	Honda EK4 1800cc	13:30.096	26.675	10	81.057	1:18.558	83.587	10
6	86	Daniel	Faherty	Honda Civic R 2000cc	13:43.844	40.423	10	79.704	1:18.946	83.176	6
7	5	Tony	Gallagher	Honda Accord 2200cc	13:47.278	43.857	10	79.374	1:20.420	81.651	2
8	11	Alan	Donnelly	Honda Civic 2000cc	14:06.711	1:03.290	10	77.552	1:21.548	80.522	10
9	79	Jay	O'Reilly	Honda E9 1800cc	14:33.731	1:30.310	10	75.154	1:17.439	84.794	7

Not classified

DNF	8	Keith	Rabbitt	Maxda RX8	9:25.486	DNF	5	58.060	1:20.441	81.630	2
DNS	46	Ulick	Burke	Honda Integra 2400cc		DNS		-		-	0
DNS	12	Stephen	Potter	Honda Integra 2400cc		DNS		-		-	0

NI Saloons

1	33	Donal	O'Neill	Seat Leon 1800cc	13:43.397		10	79.748	1:19.668	82.422	10
2	2	Greer	Wray	BMW 330i 3000cc	14:11.424	28.027	10	77.123	1:23.229	78.896	7
3	111	Jonathan	Smith	BMW 330 2979cc	14:26.498	43.101	10	75.781	1:22.282	79.804	6
4	31	Keith	Wray	BMW 330i 2993cc	13:09.340	1 Lap	9	74.870	1:25.151	77.115	5
5	71	Gavin	Kilkey	BMW 330 2979cc	13:10.067	1 Lap	9	74.801	1:20.997	81.070	7

Not classified

DNS	83	Stephen	Traub	Honda Civic 2200cc		DNS		-		-	0
-----	----	---------	-------	--------------------	--	-----	--	---	--	---	---

Announcements

Penalty - Car 69 +10s - Out of Position Start (Q12.4)

Penalty - Car 21 +10s - Out of Position Start (Q12.4)

Margin of Victory	Avg. Speed	Best Lap Tm	Best Speed	Best Lap by
2.385	83.817	1:15.289	87.216	66 - Andrew Armstrong

Results provisional until the conclusion of judicial and technical matters

Orbits

Chief Timekeeper

Clerk of the Course

D. Bradford

www.mylaps.com

Licensed to: R.H.Wright Timing

Printed: 12/05/2019 17:24:35

timing.rhwright.co.uk



BARC Bishopscourt Race Meeting

NI Saloons/ITCC

Bishopscourt Circuit (N.I) 1.824 miles

NI Saloons/ITCC 2 (R20)

12/05/2019 16:35

Race (12:00 Time) started at 17:09:20

Lap	Lap Tm	Diff	Time of Day
(48) Ciaran Denvir			
1	1:23.087	+6.666	17:10:46.287
2	1:18.270	+1.849	17:12:04.557
3	1:16.421		17:13:20.978
4	1:16.952	+0.531	17:14:37.930
5	1:17.524	+1.103	17:15:55.454
6	1:17.109	+0.688	17:17:12.563
7	1:17.033	+0.612	17:18:29.596
8	1:17.669	+1.248	17:19:47.265
9	1:18.332	+1.911	17:21:05.597
10	1:18.734	+2.313	17:22:24.331

Lap	Lap Tm	Diff	Time of Day
(16) Keith Campbell			
1	1:24.501	+7.646	17:10:48.968
2	1:17.751	+0.896	17:12:06.719
3	1:16.855		17:13:23.574
4	1:17.259	+0.404	17:14:40.833
5	1:17.915	+1.060	17:15:58.748
6	1:17.203	+0.348	17:17:15.951
7	1:17.556	+0.701	17:18:33.507
8	1:17.128	+0.273	17:19:50.635
9	1:17.793	+0.938	17:21:08.428
10	1:18.288	+1.433	17:22:26.716

Lap	Lap Tm	Diff	Time of Day
(66) Andrew Armstrong			
1	1:25.468	+10.179	17:10:48.493
2	1:17.452	+2.163	17:12:05.945
3	1:15.766	+0.477	17:13:21.711
4	1:15.289		17:14:37.000
5	1:20.157	+4.868	17:15:57.157
6	1:21.841	+6.552	17:17:18.998
7	1:20.122	+4.833	17:18:39.120
8	1:16.761	+1.472	17:19:55.881
9	1:18.099	+2.810	17:21:13.980
10	1:17.257	+1.968	17:22:31.237

Lap	Lap Tm	Diff	Time of Day
(69) Robert Savage			
1	1:23.594	+5.774	17:10:47.688
2	1:18.857	+1.037	17:12:06.545
3	1:17.857	+0.037	17:13:24.402
4	1:18.452	+0.632	17:14:42.854
5	1:18.493	+0.673	17:16:01.347
6	1:17.961	+0.141	17:17:19.308
7	1:18.256	+0.436	17:18:37.564
8	1:17.820		17:19:55.384
9	1:19.200	+1.380	17:21:14.584
10	1:18.063	+0.243	17:22:32.647

Lap	Lap Tm	Diff	Time of Day
(21) Gareth Hayden			
1	1:25.434	+6.876	17:10:50.155
2	1:18.939	+0.381	17:12:09.094
3	1:18.753	+0.195	17:13:27.847
4	1:19.090	+0.532	17:14:46.937
5	1:18.988	+0.430	17:16:05.925
6	1:18.770	+0.212	17:17:24.695
7	1:18.750	+0.192	17:18:43.445
8	1:19.772	+1.214	17:20:03.217
9	1:19.231	+0.673	17:21:22.448
10	1:18.558		17:22:41.006

Lap	Lap Tm	Diff	Time of Day
(33) Donal O'Neill			
1	1:29.678	+10.010	17:10:55.107
2	1:21.991	+2.323	17:12:17.098
3	1:20.831	+1.163	17:13:37.929
4	1:21.012	+1.344	17:14:58.941

Lap	Lap Tm	Diff	Time of Day
5	1:21.516	+1.848	17:16:20.457
6	1:21.025	+1.357	17:17:41.482
7	1:20.713	+1.045	17:19:02.195
8	1:21.485	+1.817	17:20:23.680
9	1:20.959	+1.291	17:15:07.639
10	1:19.668		17:23:04.307

Lap	Lap Tm	Diff	Time of Day
(86) Daniel Faherty			
1	1:40.369	+21.423	17:11:05.341
2	1:21.233	+2.287	17:12:26.574
3	1:20.718	+1.772	17:13:47.292
4	1:20.087	+1.141	17:15:07.379
5	1:19.385	+0.439	17:16:26.764
6	1:18.946		17:17:45.710
7	1:19.355	+0.409	17:19:05.065
8	1:19.471	+0.525	17:20:24.536
9	1:20.517	+1.571	17:21:45.053
10	1:19.701	+0.755	17:23:04.754

Lap	Lap Tm	Diff	Time of Day
(5) Tony Gallagher			
1	1:26.530	+6.110	17:10:52.123
2	1:20.420		17:12:12.543
3	1:20.735	+0.315	17:13:33.278
4	1:23.839	+3.419	17:14:57.117
5	1:23.028	+2.608	17:16:20.145
6	1:21.907	+1.487	17:17:42.052
7	1:20.657	+0.237	17:19:02.709
8	1:21.562	+1.142	17:20:24.271
9	1:22.082	+1.662	17:21:46.353
10	1:21.835	+1.415	17:23:08.188

Lap	Lap Tm	Diff	Time of Day
(11) Alan Donnelly			
1	1:31.720	+10.172	17:10:58.059
2	1:24.717	+3.169	17:12:22.776
3	1:24.287	+2.739	17:13:47.063
4	1:23.944	+2.396	17:15:11.007
5	1:23.642	+2.094	17:16:34.649
6	1:22.994	+1.446	17:17:57.643
7	1:22.351	+0.803	17:19:19.994
8	1:23.551	+2.003	17:20:43.545
9	1:22.528	+0.980	17:22:06.073
10	1:21.548		17:23:27.621

Lap	Lap Tm	Diff	Time of Day
(2) Greer Wray			
1	1:29.656	+6.427	17:10:55.056
2	1:24.127	+0.898	17:12:19.183
3	1:24.230	+1.001	17:13:43.413
4	1:24.856	+1.627	17:15:08.269
5	1:24.194	+0.965	17:16:32.463
6	1:23.728	+0.499	17:17:56.191
7	1:23.229		17:19:19.420
8	1:24.137	+0.908	17:20:43.557
9	1:24.020	+0.791	17:22:07.577
10	1:24.757	+1.528	17:23:32.334

Lap	Lap Tm	Diff	Time of Day
(111) Jonathan Smith			
1	1:34.110	+11.828	17:10:59.899
2	1:24.828	+2.546	17:12:24.727
3	1:25.005	+2.723	17:13:49.732
4	1:24.398	+2.116	17:15:14.130
5	1:23.112	+0.830	17:16:37.242
6	1:22.282		17:17:59.524
7	1:28.667	+6.385	17:19:28.191
8	1:23.981	+1.699	17:20:52.172
9	1:26.362	+4.080	17:22:18.534
10	1:28.874	+6.592	17:23:47.408

Lap	Lap Tm	Diff	Time of Day
(79) Jay O'Reilly			
1	1:24.848	+7.409	17:10:50.978
2	1:18.908	+1.469	17:12:09.886
3	1:18.581	+1.142	17:13:28.467
4	1:19.675	+2.236	17:14:48.142
5	1:20.363	+2.924	17:16:08.505
6	1:18.164	+0.725	17:17:26.669
7	1:17.439		17:18:44.108
8	1:40.680	+23.241	17:20:24.788
9	1:44.771	+27.332	17:22:09.559
10	1:45.082	+27.643	17:23:54.641

Lap	Lap Tm	Diff	Time of Day
(31) Keith Wray			
1	1:33.369	+8.218	17:10:59.776
2	1:26.865	+1.714	17:12:26.641
3	1:26.384	+1.233	17:13:53.025
4	1:26.419	+1.268	17:15:19.444
5	1:25.151		17:16:44.595
6	1:25.236	+0.085	17:18:09.831
7	1:26.357	+1.206	17:19:36.188
8	1:26.545	+1.394	17:21:02.733
9	1:27.517	+2.366	17:22:30.250

Lap	Lap Tm	Diff	Time of Day
(71) Gavin Kilkey			
1	1:34.846	+13.849	17:11:01.340
2	1:25.996	+4.999	17:12:27.336
3	1:26.317	+5.320	17:13:53.653
4	1:24.454	+3.457	17:15:18.107
5	1:21.760	+0.763	17:16:39.867
6	1:21.231	+0.234	17:18:01.098
7	1:20.997		17:19:22.095
8	1:22.932	+1.935	17:20:45.027
9	1:45.950	+24.953	17:22:30.977

Lap	Lap Tm	Diff	Time of Day
(8) Keith Rabbitt			
1	1:27.873	+7.432	17:10:52.716
2	1:20.441		17:12:13.157
3	1:20.699	+0.258	17:13:33.856
p4	2:45.164	+1:24.723	17:16:19.020
5	2:27.376	+1:06.935	17:18:46.396

Results provisional until the conclusion of judicial and technical matters

Orbits

Chief Timekeeper

Clerk of the Course

D. Bradford

www.mylaps.com

Licensed to: R.H.Wright Timing

Printed: 12/05/2019 17:25:35

timing.rhwright.co.uk



BARC Bishopscourt Race Meeting

SEAT/ASK Supercars

Bishopscourt Circuit (N.I) 1.824 miles

SEAT/ASK Supercars 2 (R21)

12/05/2019 17:00

Race (12:00 Time)

7	99	
	13	
6	15	11
	11	12
5	111	142
	9	10
4	22	49
	7	8
3		6
	5	
2	970	
	3	4
1	17	2
	1	2

POLE POSITION



Results provisional until the conclusion of judicial and technical matters

Orbits

Chief Timekeeper

Clerk of the Course

D. Brudford

www.mylaps.com

Licensed to: R.H.Wright Timing

Printed: 12/05/2019 13:23:07

timing.rhwright.co.uk



BARC Bishopscourt Race Meeting

Sorted on Laps

SEAT/ASK Supercars

Bishopscourt Circuit (N.I) 1.824 miles

SEAT/ASK Supercars 2 (R21)

12/05/2019 17:00

Race (12:00 Time) started at 17:35:21

Pos	No.	First Name	Last Name	Make	Total Tm	Diff	Laps	Avg. Speed	Best Tm	Best Speed	In Lap
SEAT											
1	970	Shane	Murphy	Seat Leon 2000cc	12:14.739		10	89.371	1:12.257	90.876	3
2	2	Rod	McGovern	Seat Leon 2000cc	12:15.860	1.121	10	89.234	1:12.548	90.511	8
3	17	Neil	McMullen	Seat Leon 2000cc	13:06.097	51.358	10	83.532	1:16.814	85.484	5
Supercars											
1	49	Philip	Jones	RT2000	12:54.383		10	84.795	1:15.763	86.670	9
2	22	Charlie	Linnane	RT2000	13:03.305	8.922	10	83.829	1:15.702	86.740	8
3	142	Paul	Parr	RT2000	12:16.946	1 Lap	9	80.193	1:17.463	84.768	8
4	15	Alan	Kessie	ASK Supercar Wildcat 2000cc	12:17.522	1 Lap	9	80.130	1:17.984	84.202	8
5	99	Vincent	O'Reilly	RT2000	12:17.690	2 Laps	8	71.210	1:28.515	74.184	6
Not classified											
DNF	11	Robbie	Parks Jnr	RT2000	9:26.367	DNF	7	81.157	1:18.471	83.679	6
DNS	111	David	Parks	RT2000		DNS		-		-	0

Announcements

Penalty - Car 22 +10s - Exceeding track limits (Q14.4.2)

Margin of Victory	Avg. Speed	Best Lap Tm	Best Speed	Best Lap by
1.121	89.371	1:12.257	90.876	970 - Shane Murphy

Results provisional until the conclusion of judicial and technical matters

Orbits

Chief Timekeeper

Clerk of the Course

D. Bradfield

www.mylaps.com

Licensed to: R.H.Wright Timing

Printed: 12/05/2019 18:09:33

timing.rhwright.co.uk



BARC Bishops court Race Meeting

SEAT/ASK Supercars

Bishops court Circuit (N.I) 1.824 miles

SEAT/ASK Supercars 2 (R21)

12/05/2019 17:00

Race (12:00 Time) started at 17:35:21

Lap	Lap Tm	Diff	Time of Day
(970) Shane Murphy			
1	1:17.705	+5.448	17:36:41.063
2	1:12.378	+0.121	17:37:53.441
3	1:12.257		17:39:05.698
4	1:13.009	+0.752	17:40:18.707
5	1:12.429	+0.172	17:41:31.136
6	1:12.397	+0.140	17:42:43.533
7	1:12.490	+0.233	17:43:56.023
8	1:12.567	+0.310	17:45:08.590
9	1:13.075	+0.818	17:46:21.665
10	1:14.361	+2.104	17:47:36.026

Lap	Lap Tm	Diff	Time of Day
(2) Rod McGovern			
1	1:18.505	+5.957	17:36:41.862
2	1:12.804	+0.256	17:37:54.666
3	1:13.003	+0.455	17:39:07.669
4	1:12.581	+0.033	17:40:20.250
5	1:12.928	+0.380	17:41:33.178
6	1:12.695	+0.147	17:42:45.873
7	1:13.032	+0.484	17:43:58.905
8	1:12.548		17:45:11.453
9	1:12.693	+0.145	17:46:24.146
10	1:13.001	+0.453	17:47:37.147

Lap	Lap Tm	Diff	Time of Day
(22) Charlie Linnane			
1	1:21.151	+5.449	17:36:45.798
2	1:17.209	+1.507	17:38:03.007
3	1:16.589	+0.887	17:39:19.596
4	1:16.998	+1.296	17:40:36.594
5	1:17.731	+2.029	17:41:54.325
6	1:16.318	+0.616	17:43:10.643
7	1:16.648	+0.946	17:44:27.291
8	1:15.702		17:45:42.993
9	1:15.728	+0.026	17:46:58.721
10	1:15.871	+0.169	17:48:14.592

Lap	Lap Tm	Diff	Time of Day
(49) Philip Jones			
1	1:20.970	+5.207	17:36:45.390
2	1:17.249	+1.486	17:38:02.639
3	1:16.608	+0.845	17:39:19.247
4	1:17.048	+1.285	17:40:36.295
5	1:18.592	+2.829	17:41:54.887
6	1:16.507	+0.744	17:43:11.394
7	1:16.868	+1.105	17:44:28.262
8	1:15.768	+0.005	17:45:44.030
9	1:15.763		17:46:59.793
10	1:15.877	+0.114	17:48:15.670

Lap	Lap Tm	Diff	Time of Day
(17) Neil McMullen			
1	1:27.235	+10.421	17:36:50.538
2	1:19.475	+2.661	17:38:10.013
3	1:17.128	+0.314	17:39:27.141
4	1:17.107	+0.293	17:40:44.248
5	1:16.814		17:42:01.062
6	1:16.838	+0.024	17:43:17.900
7	1:16.824	+0.010	17:44:34.724
8	1:17.237	+0.423	17:45:51.961
9	1:18.114	+1.300	17:47:10.075
10	1:17.309	+0.495	17:48:27.384

Lap	Lap Tm	Diff	Time of Day
(142) Paul Parr			
1	1:23.850	+6.387	17:36:49.468
2	1:19.432	+1.969	17:38:08.900
3	1:18.051	+0.588	17:39:26.951
4	1:19.444	+1.981	17:40:46.395

Lap	Lap Tm	Diff	Time of Day
5	1:17.512	+0.049	17:42:03.907
6	1:18.111	+0.648	17:43:22.018
7	1:18.008	+0.545	17:44:40.026
8	1:17.463		17:45:57.489
9	1:40.744	+23.281	17:47:38.233

Lap	Lap Tm	Diff	Time of Day
(15) Alan Kessie			
1	1:22.657	+4.673	17:36:48.287
2	1:19.232	+1.248	17:38:07.519
3	1:18.699	+0.715	17:39:26.218
4	1:18.928	+0.944	17:40:45.146
5	1:18.220	+0.236	17:42:03.366
6	1:18.244	+0.260	17:43:21.610
7	1:19.086	+1.102	17:44:40.696
8	1:17.984		17:45:58.680
9	1:40.129	+22.145	17:47:38.809

Lap	Lap Tm	Diff	Time of Day
(99) Vincent O'Reilly			
1	1:31.265	+2.750	17:36:58.027
2	1:32.944	+4.429	17:38:30.971
3	1:31.807	+3.292	17:40:02.778
4	1:31.876	+3.361	17:41:34.654
5	1:29.547	+1.032	17:43:04.201
6	1:28.515		17:44:32.716
7	1:33.994	+5.479	17:46:06.710
8	1:32.267	+3.752	17:47:38.977

Lap	Lap Tm	Diff	Time of Day
(11) Robbie Parks Jnr			
1	1:23.038	+4.567	17:36:49.288
2	1:20.583	+2.112	17:38:09.871
3	1:20.143	+1.672	17:39:30.014
4	1:19.262	+0.791	17:40:49.276
5	1:18.723	+0.252	17:42:07.999
6	1:18.471		17:43:26.470
7	1:21.184	+2.713	17:44:47.654

Results provisional until the conclusion of judicial and technical matters

Orbits

Chief Timekeeper

Clerk of the Course

D. Bradford

Printed: 12/05/2019 17:49:45

timing.rhwright.co.uk

www.mylaps.com

Licensed to: R.H.Wright Timing



BARC Bishopscourt Race Meeting


Irish Autoparts.ie Future Classics

Bishopscourt Circuit (N.I) 1.824 miles

Future Classics 2 (R22)


12/05/2019 17:25

Race (12:00 Time)



9	93 17	33 18
8	106 15	15 16
7	16 13	20 14
6	64 11	44 12
5	9	10
4	27 7	8
3	82 5	23 6
2	9 3	57 4
1	47 1	29 2

POLE POSITION



Results provisional until the conclusion of judicial and technical matters

Orbits

Chief Timekeeper

Clerk of the Course

D. Brudford

www.mylaps.com

Licensed to: R.H.Wright Timing

Printed: 12/05/2019 14:17:37

timing.rhwright.co.uk



BARC Bishopscourt Race Meeting

Sorted on Laps

Irish Autoparts.ie Future Classics

Bishopscourt Circuit (N.I) 1.824 miles

Future Classics 2 (R22)

12/05/2019 17:25

Race (12:00 Time) started at 17:56:37

Pos	No.	First Name	Last Name	Make	Total Tm	Diff	Laps	Avg. Speed	Best Tm	Best Speed	In Lap
Future Classics											
1	20	Gary	Duggan	Fiat Punto 1800cc	13:32.405		9	72.744	1:28.319	74.349	6
2	106	Jimmy	Kilbride	Peugeot 106 1600cc	13:34.426	2.021	9	72.563	1:28.584	74.126	6
3	33	Paul	Flanagan	Fiat Punto 1400cc	13:38.957	6.552	9	72.162	1:28.796	73.949	6
4	93	Brent	Hughes	Mazda MX5	13:55.197	22.792	9	70.759	1:28.810	73.938	6
5	16	Stephen	Martin	Fiat Punto 1800cc	14:18.455	46.050	9	68.842	1:26.983	75.491	8
Not classified											
DNF	64	Conor	McElmeel	Honda Civic 1800cc	3:18.929	DNF	2	66.018	1:27.956	74.656	1
DNS	44	Kevin	Cahill	Peugeot 205GTI 1600cc		DNS		-		-	0
DNS	15	MJ	Farrell	Toyota Levin 1600cc		DNS		-		-	0
Super Future Classics											
1	29	Gareth	Thompson	Toyota Celica 1800cc	13:03.243	12 Laps	9	75.452	1:23.814	78.345	4
2	82	Aidan	Byrne	Toyota Celica 2000cc	13:06.491	12 Laps	9	75.141	1:25.860	76.478	8
3	23	David	Hammond	Fiat Uno SX 1290cc	13:23.472	12 Laps	9	73.553	1:27.714	74.861	5
4	27	Mike	Dermod	Vauxhall Vectra 2000cc	13:27.193	12 Laps	9	73.214	1:27.394	75.136	6
5	47	Anthony	Kelly	Honda Civic 1600cc	13:46.899	12 Laps	9	71.469	1:22.787	79.317	5
6	9	Brian	Sexton	Toyota Celica	13:56.610	12 Laps	9	70.639	1:22.782	79.322	4
Not classified											
DNF	57	Ger	Byrne	BMW 323i 2500cc	11:41.439	DNF	8	74.891	1:26.085	76.278	4

Announcements

New Track Record (1:22.782) for Super Future Classics by Brian Sexton.
Barrier Penalties applied as per Championship Regulations

Margin of Victory	Avg. Speed	Best Lap Tm	Best Speed	Best Lap by
3.248	75.452	1:22.782	79.322	9 - Brian Sexton

Results provisional until the conclusion of judicial and technical matters

Orbits

Chief Timekeeper

Clerk of the Course

D. Bradfield

www.mylaps.com

Licensed to: R.H.Wright Timing



BARC Bishops court Race Meeting

Irish Autoparts.ie Future Classics

Bishops court Circuit (N.I) 1.824 miles

Future Classics 2 (R22)

12/05/2019 17:25

Race (12:00 Time) started at 17:56:37

Lap	Lap Tm	Diff	Time of Day
(29) Gareth Thompson			
1	1:29.590	+5.776	17:58:08.478
2	1:26.970	+3.156	17:59:35.448
3	1:24.535	+0.721	18:00:59.983
4	1:23.814		18:02:23.797
5	1:24.155	+0.341	18:03:47.952
6	1:24.847	+1.033	18:05:12.799
7	1:25.693	+1.879	18:06:38.492
8	1:25.550	+1.736	18:08:04.042
9	1:26.228	+2.414	18:09:30.270

Lap	Lap Tm	Diff	Time of Day
(82) Aidan Byrne			
1	1:32.489	+6.629	17:58:12.724
2	1:27.133	+1.273	17:59:39.857
3	1:26.374	+0.514	18:01:06.231
4	1:26.093	+0.233	18:02:32.324
5	1:26.328	+0.468	18:03:58.652
6	1:25.998	+0.138	18:05:24.650
7	1:26.361	+0.501	18:06:51.011
8	1:25.860		18:08:16.871
9	1:26.647	+0.787	18:09:43.518

Lap	Lap Tm	Diff	Time of Day
(23) David Hammond			
1	1:34.505	+6.791	17:58:15.122
2	1:28.568	+0.854	17:59:43.690
3	1:28.101	+0.387	18:01:11.791
4	1:28.548	+0.834	18:02:40.339
5	1:27.714		18:04:08.053
6	1:27.729	+0.015	18:05:35.782
7	1:28.434	+0.720	18:07:04.216
8	1:27.831	+0.117	18:08:32.047
9	1:28.452	+0.738	18:10:00.499

Lap	Lap Tm	Diff	Time of Day
(27) Mike Dermody			
1	1:35.735	+8.341	17:58:17.003
2	1:28.898	+1.504	17:59:45.901
3	1:28.016	+0.622	18:01:13.917
4	1:30.360	+2.966	18:02:44.277
5	1:27.945	+0.551	18:04:12.222
6	1:27.394		18:05:39.616
7	1:28.898	+1.504	18:07:08.514
8	1:27.777	+0.383	18:08:36.291
9	1:27.929	+0.535	18:10:04.220

Lap	Lap Tm	Diff	Time of Day
(20) Gary Duggan			
1	1:32.103	+3.784	17:58:13.742
2	1:29.379	+1.060	17:59:43.121
3	1:30.448	+2.129	18:01:13.569
4	1:30.392	+2.073	18:02:43.961
5	1:29.307	+0.988	18:04:13.268
6	1:28.319		18:05:41.587
7	1:29.031	+0.712	18:07:10.618
8	1:28.686	+0.367	18:08:39.304
9	1:30.128	+1.809	18:10:09.432

Lap	Lap Tm	Diff	Time of Day
(106) Jimmy Kilbide			
1	1:35.110	+6.526	17:58:17.459
2	1:29.052	+0.468	17:59:46.511
3	1:29.976	+1.392	18:01:16.487
4	1:29.681	+1.097	18:02:46.168
5	1:28.830	+0.246	18:04:14.998
6	1:28.584		18:05:43.582
7	1:28.905	+0.321	18:07:12.487
8	1:29.259	+0.675	18:08:41.746
9	1:29.707	+1.123	18:10:11.453

Lap	Lap Tm	Diff	Time of Day
(33) Paul Flanagan			
1	1:36.573	+7.777	17:58:19.280
2	1:30.757	+1.961	17:59:50.037
3	1:29.129	+0.333	18:01:19.166
4	1:29.999	+1.203	18:02:49.165
5	1:29.603	+0.807	18:04:18.768
6	1:28.796		18:05:47.564
7	1:29.313	+0.517	18:07:16.877
8	1:29.483	+0.687	18:08:46.360
9	1:29.624	+0.828	18:10:15.984

Lap	Lap Tm	Diff	Time of Day
(47) Anthony Kelly			
1	1:29.696	+6.909	17:58:08.443
2	1:24.352	+1.565	17:59:32.795
3	1:23.221	+0.434	18:00:56.016
4	1:22.894	+0.107	18:02:18.910
5	1:22.787		18:03:41.697
6	1:23.113	+0.326	18:05:04.810
7	1:22.992	+0.205	18:06:27.802
8	1:22.904	+0.117	18:07:50.706
9	1:23.220	+0.433	18:09:13.926

Lap	Lap Tm	Diff	Time of Day
(93) Brent Hughes			
1	1:37.489	+8.679	17:58:20.111
2	1:30.418	+1.608	17:59:50.529
3	1:29.507	+0.697	18:01:20.036
4	1:29.685	+0.875	18:02:49.721
5	1:29.412	+0.602	18:04:19.133
6	1:28.810		18:05:47.943
7	1:40.673	+11.863	18:07:28.616
8	1:31.449	+2.639	18:09:00.065
9	1:32.159	+3.349	18:10:32.224

Lap	Lap Tm	Diff	Time of Day
(9) Brian Sexton			
1	1:28.985	+6.203	17:58:08.705
2	1:23.619	+0.837	17:59:32.324
3	1:22.993	+0.211	18:00:55.317
4	1:22.782		18:02:18.099
5	1:23.140	+0.358	18:03:41.239
6	1:23.231	+0.449	18:05:04.470
7	1:22.840	+0.058	18:06:27.310
8	1:23.101	+0.319	18:07:50.411
9	1:23.226	+0.444	18:09:13.637

Lap	Lap Tm	Diff	Time of Day
(16) Stephen Martin			
1	1:33.609	+6.626	17:58:15.657
2	1:35.602	+8.619	17:59:51.259
3	1:36.083	+9.100	18:01:27.342
4	1:28.946	+1.963	18:02:56.288
5	1:27.764	+0.781	18:04:24.052
6	1:27.940	+0.957	18:05:51.992
7	1:27.944	+0.961	18:07:19.936
8	1:28.983		18:08:46.919
9	1:28.563	+1.580	18:10:15.482

Lap	Lap Tm	Diff	Time of Day
(57) Ger Byrne			
1	1:33.692	+7.607	17:58:13.076
2	1:27.234	+1.149	17:59:40.310
3	1:26.299	+0.214	18:01:06.609
4	1:26.085		18:02:32.694
5	1:26.560	+0.475	18:03:59.254
6	1:26.085		18:05:25.339
7	1:26.271	+0.186	18:06:51.610
8	1:26.856	+0.771	18:08:18.466

Lap	Lap Tm	Diff	Time of Day
(64) Conor McElmeel			
1	1:27.956		17:58:09.624
2	1:46.332	+18.376	17:59:55.956

Results provisional until the conclusion of judicial and technical matters

Orbits

Chief Timekeeper

Clerk of the Course

D. Bradford

www.mylaps.com

Licensed to: R.H.Wright Timing

Printed: 12/05/2019 18:16:46

timing.rhwright.co.uk