



Kirkistown 500MRCI Kart Meeting

Sorted on best lap time

Superkarts

Kirkistown 500 MRCI 1.512 miles

Qualifying

29/05/2021 09:50

Qualifying started at 9:59:23

Pos	No.	Name	Make	Best Tm	Diff	In Lap	Best Speed	2nd Best	2nd Lap
125 Superkarts									
1	40	Aaron Newell	Anderson TM	1:01.242		6	88.877	1:01.308	4
2	54	Peter Crossen	Anderson DEA	1:01.530	0.288	4	88.461	1:01.604	2
3	53	Alan Crossen	Anderson DEA	1:01.538	0.296	3	88.450	1:01.847	2
4	55	Ross Witherow	Anderson TM	1:02.074	0.832	6	87.686	1:02.457	5
5	74	Jonathan Bell	Anderson IAME	1:02.122	0.880	7	87.618	1:02.221	6
6	17	Scott Greenaway	Anderson TM	1:02.945	1.703	5	86.473	1:03.527	4
7	25	Noel Lindsay	Superkart TM	1:04.952	3.710	3	83.801	1:05.207	4
8	110	Jack Irvine	Anderson TM	1:12.873	11.631	4	74.692	1:15.822	3
9	75	Peter Bell	Anderson IAME			0	-		0
250 Superkarts									
1	43	Brian Jones	Anderson PVP	56.313		4	96.657	56.490	2
2	99	Stuart Coey	PVP/PVP	57.071	0.758	8	95.373	57.164	11
3	75	Michael Curran	Anderson PVP	57.447	1.134	8	94.749	57.545	6
4	27	Alan Witherow	Anderson PVP	57.916	1.603	2	93.981	57.994	3
5	77	Stephen McAdama	Anderson Rotax	57.924	1.611	5	93.968	58.802	4
6	72	Richard Dewart	Anderson VM	58.122	1.809	7	93.648	58.319	5
7	83	Colin Menary	Anderson FPE	58.192	1.879	2	93.536	58.348	1
8	2	Liam Fox	Anderson PVP	1:03.623	7.310	4	85.551	1:05.114	6
9	90	Jonathan Adams	Anderson FPE			0	-		0

Results provisional until the conclusion of judicial and technical matters

Orbits

Chief Timekeeper: D.Bradfield

Clerk of the Course:

Live timing available at timing.rhwright.co.uk

www.mylaps.com

Licensed to: R.H.Wright Timing



Kirkistown 500MRCI Kart Meeting


Superkarts

Kirkistown 500 MRCI 1.512 miles

Qualifying

29/05/2021 09:50

Qualifying started at 9:59:23



Lap	Lap Tm	Diff	Time of Day
(43) Brian Jones			
1	58.361	+2.048	10:01:35.901
2	56.490	+0.177	10:02:32.391
3	56.605	+0.292	10:03:28.996
4	56.313		10:04:25.309
(99) Stuart Coey			
1	1:00.742	+3.671	10:01:37.171
2	58.329	+1.258	10:02:35.500
3	57.347	+0.276	10:03:32.847
4	57.595	+0.524	10:04:30.442
5	57.378	+0.307	10:05:27.820
6	57.942	+0.871	10:06:25.762
7	57.698	+0.627	10:07:23.460
8	57.071		10:08:20.531
9	57.298	+0.227	10:09:17.829
10	57.509	+0.438	10:10:15.338
11	57.164	+0.093	10:11:12.502
(75) Michael Curran			
1	7:36.189	+6:38.742	10:08:14.204
2	1:00.862	+3.415	10:09:15.066
3	58.279	+0.832	10:10:13.345
4	57.768	+0.321	10:11:11.113
5	57.740	+0.293	10:12:08.853
6	57.545	+0.098	10:13:06.398
7	57.985	+0.538	10:14:04.383
8	57.447		10:15:01.830
(27) Alan Witherow			
1	1:02.371	+4.455	10:02:00.711
2	57.916		10:02:58.627
3	57.994	+0.078	10:03:56.621
(77) Stephen McAdama			
1	1:04.311	+6.387	10:02:11.940
2	1:01.098	+3.174	10:03:13.038
3	58.851	+0.927	10:04:11.889
4	58.802	+0.878	10:05:10.691
5	57.924		10:06:08.615
(72) Richard Dewart			
1	1:01.042	+2.920	10:01:58.669
2	2:13.336	+1:15.214	10:04:12.005
3	1:13.243	+15.121	10:05:25.248
4	1:01.496	+3.374	10:06:26.744
5	58.319	+0.197	10:07:25.063
6	58.871	+0.749	10:08:23.934
7	58.122		10:09:22.056
(83) Colin Menary			
1	58.348	+0.156	10:01:26.931
2	58.192		10:02:25.123
(40) Aaron Newell			
1	1:02.827	+1.585	10:02:00.870
2	1:58.871	+57.629	10:03:59.741
3	1:06.505	+5.263	10:05:06.246
4	1:01.308	+0.066	10:06:07.554
5	1:01.787	+0.545	10:07:09.341
6	1:01.242		10:08:10.583
(54) Peter Crossen			
1	1:02.181	+0.651	10:01:54.151
2	1:01.604	+0.074	10:02:55.755
3	1:01.660	+0.130	10:03:57.415
4	1:01.530		10:04:58.945
5	1:01.692	+0.162	10:06:00.637
6	1:01.700	+0.170	10:07:02.337
(53) Alan Crossen			
1	1:03.299	+1.761	10:01:56.943
2	1:01.847	+0.309	10:02:58.790

Lap	Lap Tm	Diff	Time of Day
3	1:01.538		10:04:00.328
4	1:54.537	+52.999	10:05:54.865
(55) Ross Witherow			
1	1:04.467	+2.393	10:02:03.412
2	1:03.780	+1.706	10:03:07.192
3	1:02.608	+0.534	10:04:09.800
4	1:02.911	+0.837	10:05:12.711
5	1:02.457	+0.383	10:06:15.168
6	1:02.074		10:07:17.242
7	1:02.458	+0.384	10:08:19.700
(74) Jonathan Bell			
1	1:04.333	+2.211	10:02:12.864
2	1:02.764	+0.642	10:03:15.628
3	1:02.462	+0.340	10:04:18.090
4	1:02.274	+0.152	10:05:20.364
5	1:02.299	+0.177	10:06:22.663
6	1:02.221	+0.099	10:07:24.884
7	1:02.122		10:08:27.006
8	1:02.240	+0.118	10:09:29.246
(17) Scott Greenaway			
1	1:06.452	+3.507	10:02:06.003
2	1:03.557	+0.612	10:03:09.560
3	1:03.720	+0.775	10:04:13.280
4	1:03.527	+0.582	10:05:16.807
5	1:02.945		10:06:19.752
(2) Liam Fox			
1	1:12.622	+8.999	10:02:27.401
2	1:11.820	+8.197	10:03:39.221
3	1:06.028	+2.405	10:04:45.249
4	1:03.623		10:05:48.872
5	1:05.570	+1.947	10:06:54.442
6	1:05.114	+1.491	10:07:59.556
7	1:05.599	+1.976	10:09:05.155
8	1:12.224	+8.601	10:10:17.379
9	1:06.885	+3.262	10:11:24.264
10	1:10.695	+7.072	10:12:34.959
(25) Noel Lindsay			
1	1:06.742	+1.790	10:02:07.827
2	1:05.371	+0.419	10:03:13.198
3	1:04.952		10:04:18.150
4	1:05.207	+0.255	10:05:23.357
(110) Jack Irvine			
1	1:27.205	+14.332	10:02:44.270
2	1:21.305	+8.432	10:04:05.575
3	1:15.822	+2.949	10:05:21.397
4	1:12.873		10:06:34.270

Results provisional until the conclusion of judicial and technical matters

Orbits

Chief Timekeeper: D.Bradfield

Clerk of the Course:

Live timing available at timing.rhwright.co.uk

www.mylaps.com

Licensed to: R.H.Wright Timing



Kirkistown 500MRCI Kart Meeting


Superkarts

Kirkistown 500 MRCI 1.512 miles

Race 2

29/05/2021 11:40

Race (9 Laps) started at 12:19:11



10

1:12.873
110 Jack Irvine

19

7 Peter Bell

20

9

1:02.945
17 Scott Greenaway

17

1:04.952
25 Noel Lindsay

18

8

1:02.074
55 Ross Witherow

15

1:02.122
74 Jonathan Bell

16

7

1:01.530
54 Peter Crossen

13

1:01.538
53 Alan Crossen

14

6

1:01.242
40 Aaron Newell

12

5

60 Jonathan Adams

9

10

4

58.192
83 Colin Menary

7

1:03.623
2 Liam Fox

8

3

57.924
77 Stephen McAdama

5

58.122
72 Richard Dewart

6

2

57.447
75 Michael Curran

3

57.916
27 Alan Witherow

4

1


56.313
43 Brian Jones

1

57.071
99 Stuart Coey

2

POLE POSITION



Results provisional until the conclusion of judicial and technical matters

Orbits

Chief Timekeeper: D.Bradfield

Clerk of the Course:

Live timing available at timing.rhwright.co.uk

www.mylaps.com

Licensed to: R.H.Wright Timing



Kirkistown 500MRCI Kart Meeting

Sorted on Laps

Superkarts

Kirkistown 500 MRCI 1.512 miles

Race 2

29/05/2021 11:40

Race (9 Laps) started at 12:19:11

Pos	No.	Name	Make	Laps	Total Tm	Best Tm	Best Speed	In Lap	Avg. Speed
125 Superkarts									
1	54	Peter Crossen	Anderson DEA	9	9:11.614	1:00.437	90.061	4	88.807
2	40	Aaron Newell	Anderson TM	9	9:17.586	1:00.924	89.341	4	87.856
3	53	Alan Crossen	Anderson DEA	9	9:17.692	1:00.955	89.296	2	87.839
4	110	Jack Irvine	Anderson TM	9	9:23.262	1:01.531	88.460	8	86.971
5	74	Jonathan Bell	Anderson IAME	9	9:25.226	1:01.741	88.159	7	86.668
6	55	Ross Witherow	Anderson TM	9	9:28.595	1:01.768	88.120	3	86.155
7	17	Scott Greenaway	Anderson TM	9	9:29.592	1:01.991	87.803	4	86.004
8	7	Peter Bell	Anderson IAME	9	9:36.864	1:02.044	87.728	4	84.920
Not classified									
DNF	25	Noel Lindsay	Superkart TM	3	3:22.971	1:04.014	85.029	2	80.450
250 Superkarts									
1	43	Brian Jones	Anderson PVP	9	8:31.033	56.227	96.804	5	95.859
2	2	Liam Fox	Anderson PVP	9	8:34.351	56.344	96.603	6	95.241
3	83	Colin Menary	Anderson FPE	9	8:45.153	56.867	95.715	3	93.282
4	27	Alan Witherow	Anderson PVP	9	9:01.030	56.967	95.547	3	90.544
Not classified									
DNF	99	Stuart Coey	PVP/PVP	6	5:42.441	56.481	96.369	4	95.369
DNF	77	Stephen McAdama	Anderson Rotax	2	1:57.730	57.520	94.628	2	92.466
DNF	75	Michael Curran	Anderson PVP	2	5:34.625	1:13.067	74.494	1	32.532
DNF	72	Richard Dewart	Anderson VM		0.786		-	0	-
DNS	60	Jonathan Adams	Anderson FPE				-	0	-

Margin of Victory	Avg. Speed	Best Lap Tm	Best Speed	Best Lap by
3.318	95.859	56.227	96.804	43 - Brian Jones

Results provisional until the conclusion of judicial and technical matters

Orbits

Chief Timekeeper: D.Bradfield

Clerk of the Course:

Live timing available at timing.rhwright.co.uk

www.mylaps.com

Licensed to: R.H.Wright Timing



Kirkistown 500MRCI Kart Meeting

Superkarts

Kirkistown 500 MRCI 1.512 miles

Race 2

29/05/2021 11:40

Race (9 Laps) started at 12:19:11

Lap	Lap Tm	Diff	Time of Day
(43) Brian Jones			
1	58.326	+2.099	12:20:10.311
2	56.426	+0.199	12:21:06.737
3	56.714	+0.487	12:22:03.451
4	56.264	+0.037	12:22:59.715
5	56.227		12:23:55.942
6	56.740	+0.513	12:24:52.682
7	57.010	+0.783	12:25:49.692
8	56.532	+0.305	12:26:46.224
9	56.794	+0.567	12:27:43.018

Lap	Lap Tm	Diff	Time of Day
(2) Liam Fox			
1	59.489	+3.145	12:20:12.417
2	56.903	+0.559	12:21:09.320
3	57.044	+0.700	12:22:06.364
4	56.899	+0.555	12:23:03.263
5	56.905	+0.561	12:24:00.168
6	56.344		12:24:56.512
7	56.697	+0.353	12:25:53.209
8	56.436	+0.092	12:26:49.645
9	56.691	+0.347	12:27:46.336

Lap	Lap Tm	Diff	Time of Day
(83) Colin Menary			
1	58.978	+2.111	12:20:11.524
2	57.219	+0.352	12:21:08.743
3	56.867		12:22:05.610
4	57.606	+0.739	12:23:03.216
5	58.997	+2.130	12:24:02.213
6	58.484	+1.617	12:25:00.697
7	59.764	+2.897	12:26:00.461
8	58.958	+2.091	12:26:59.419
9	57.719	+0.852	12:27:57.138

Lap	Lap Tm	Diff	Time of Day
(27) Alan Witherow			
1	59.714	+2.747	12:20:12.430
2	58.110	+1.143	12:21:10.540
3	56.967		12:22:07.507
4	57.314	+0.347	12:23:04.821
5	57.124	+0.157	12:24:01.945
6	58.397	+1.430	12:25:00.342
7	58.339	+1.372	12:25:58.681
8	1:09.957	+12.990	12:27:08.638
9	1:04.377	+7.410	12:28:13.015

Lap	Lap Tm	Diff	Time of Day
(54) Peter Crossen			
1	1:02.140	+1.703	12:20:18.164
2	1:00.911	+0.474	12:21:19.075
3	1:00.671	+0.234	12:22:19.746
4	1:00.437		12:23:20.183
5	1:00.609	+0.172	12:24:20.792
6	1:00.732	+0.295	12:25:21.524
7	1:00.870	+0.433	12:26:22.394
8	1:00.622	+0.185	12:27:23.016
9	1:00.583	+0.146	12:28:23.599

Lap	Lap Tm	Diff	Time of Day
(40) Aaron Newell			
1	1:02.932	+2.008	12:20:18.975
2	1:01.314	+0.390	12:21:20.289
3	1:01.345	+0.421	12:22:21.634
4	1:00.924		12:23:22.558
5	1:01.190	+0.266	12:24:23.748
6	1:01.242	+0.318	12:25:24.990
7	1:01.525	+0.601	12:26:26.515
8	1:01.283	+0.359	12:27:27.798
9	1:01.773	+0.849	12:28:29.571

Lap	Lap Tm	Diff	Time of Day
(53) Alan Crossen			
1	1:03.477	+2.522	12:20:19.649
2	1:00.955		12:21:20.604
3	1:01.200	+0.245	12:22:21.804
4	1:00.963	+0.008	12:23:22.767
5	1:01.248	+0.293	12:24:24.015
6	1:01.233	+0.278	12:25:25.248

Lap	Lap Tm	Diff	Time of Day
7	1:01.454	+0.499	12:26:26.702
8	1:01.353	+0.398	12:27:28.055
9	1:01.622	+0.667	12:28:29.677

Lap	Lap Tm	Diff	Time of Day
(110) Jack Irvine			
1	1:03.780	+2.249	12:20:20.584
2	1:02.296	+0.765	12:21:22.880
3	1:01.820	+0.289	12:22:24.700
4	1:01.771	+0.240	12:23:26.471
5	1:02.024	+0.493	12:24:28.495
6	1:01.755	+0.224	12:25:30.250
7	1:01.813	+0.282	12:26:32.063
8	1:01.531		12:27:33.594
9	1:01.653	+0.122	12:28:35.247

Lap	Lap Tm	Diff	Time of Day
(74) Jonathan Bell			
1	1:04.119	+2.378	12:20:20.598
2	1:02.290	+0.549	12:21:22.888
3	1:02.461	+0.720	12:22:25.349
4	1:02.021	+0.280	12:23:27.370
5	1:02.230	+0.489	12:24:29.600
6	1:01.804	+0.063	12:25:31.404
7	1:01.741		12:26:33.145
8	1:01.941	+0.200	12:27:35.086
9	1:02.125	+0.384	12:28:37.211

Lap	Lap Tm	Diff	Time of Day
(55) Ross Witherow			
1	1:07.026	+5.258	12:20:23.151
2	1:03.205	+1.437	12:21:26.356
3	1:01.768		12:22:28.124
4	1:01.795	+0.027	12:23:29.919
5	1:02.152	+0.384	12:24:32.071
6	1:02.107	+0.339	12:25:34.178
7	1:02.121	+0.353	12:26:36.299
8	1:02.452	+0.684	12:27:38.751
9	1:01.829	+0.061	12:28:40.580

Lap	Lap Tm	Diff	Time of Day
(17) Scott Greenaway			
1	1:05.727	+3.736	12:20:22.111
2	1:02.423	+0.432	12:21:24.534
3	1:02.410	+0.419	12:22:26.944
4	1:01.991		12:23:28.935
5	1:02.584	+0.593	12:24:31.519
6	1:03.085	+1.094	12:25:34.604
7	1:02.661	+0.670	12:26:37.265
8	1:02.016	+0.025	12:27:39.281
9	1:02.296	+0.305	12:28:41.577

Lap	Lap Tm	Diff	Time of Day
(7) Peter Bell			
1	1:03.907	+1.863	12:20:22.265
2	1:02.880	+0.836	12:21:25.145
3	1:02.133	+0.089	12:22:27.278
4	1:02.044		12:23:29.322
5	1:02.221	+0.177	12:24:31.543
6	1:02.688	+0.644	12:25:34.231
7	1:02.405	+0.361	12:26:36.636
8	1:02.384	+0.340	12:27:39.020
9	1:09.829	+7.785	12:28:48.849

Lap	Lap Tm	Diff	Time of Day
(99) Stuart Coey			
1	58.368	+1.887	12:20:10.544
2	56.484	+0.003	12:21:07.028
3	56.902	+0.421	12:22:03.930
4	56.481		12:23:00.411
5	56.822	+0.341	12:23:57.233
6	57.193	+0.712	12:24:54.426

Lap	Lap Tm	Diff	Time of Day
(25) Noel Lindsay			
1	1:06.303	+2.289	12:20:23.104
2	1:04.014		12:21:27.118
3	1:07.838	+3.824	12:22:34.956

Lap	Lap Tm	Diff	Time of Day
(77) Stephen McAdama			
1	59.651	+2.131	12:20:12.195

Results provisional until the conclusion of judicial and technical matters

Orbits

Chief Timekeeper: D.Bradfield

Clerk of the Course:

Live timing available at timing.rhwright.co.uk

www.mylaps.com

Licensed to: R.H.Wright Timing



Kirkistown 500MRCI Kart Meeting

Superkarts

Kirkistown 500 MRCI 1.512 miles

Race 6

29/05/2021 14:15

Race (9 Laps) started at 14:40:52

9	7 Peter Bell 17	25 Noel Lindsay 18
8	55 Ross Witherow 15	17 Scott Greenaway 16
7	110 Jack Irvine 13	74 Jonathan Bell 14
6	40 Aaron Newell 11	53 Alan Crossen 12
5	60 Jonathan Adams 9	54 Peter Crossen 10
4	75 Michael Curran 7	72 Richard Dewart 8
3	77 Stephen McAdama 5	99 Stuart Coey 6
2	83 Colin Menary 3	27 Alan Witherow 4
1	43 Brian Jones 1 POLE POSITION	2 Liam Fox 2

Results provisional until the conclusion of judicial and technical matters

Orbits

Chief Timekeeper: D.Bradfield

Clerk of the Course:

Live timing available at timing.rhwright.co.uk

www.mylaps.com

Licensed to: R.H.Wright Timing



Kirkistown 500MRCI Kart Meeting

Sorted on Laps

Superkarts

Kirkistown 500 MRCI 1.512 miles

Race 6

29/05/2021 14:15

Race (9 Laps) started at 14:40:52

Pos	No.	Name	Make	Laps	Total Tm	Best Tm	Best Speed	In Lap	Avg. Speed
125 Superkarts									
1	54	Peter Crossen	Anderson DEA	9	9:14.847	1:00.444	90.051	8	88.290
2	40	Aaron Newell	Anderson TM	9	9:16.277	1:00.712	89.653	6	88.063
3	53	Alan Crossen	Anderson DEA	9	9:16.483	1:00.465	90.019	5	88.030
4	110	Jack Irvine	Anderson TM	9	9:18.014	1:00.850	89.450	7	87.788
5	55	Ross Witherow	Anderson TM	9	9:23.212	1:01.497	88.509	4	86.978
6	74	Jonathan Bell	Anderson IAME	9	9:24.803	1:01.827	88.036	3	86.733
7	17	Scott Greenaway	Anderson TM	9	9:25.097	1:01.398	88.651	2	86.688
Not classified									
DNF	7	Peter Bell	Anderson IAME	6	6:16.649	1:01.438	88.594	4	86.707
DNF	25	Noel Lindsay	Superkart TM	1	1:10.220	1:06.433	81.932	1	77.514
250 Superkarts									
1	43	Brian Jones	Anderson PVP	9	8:32.708	56.377	96.547	4	95.546
2	2	Liam Fox	Anderson PVP	9	8:33.294	56.204	96.844	4	95.437
3	83	Colin Menary	Anderson FPE	9	8:40.706	56.778	95.865	4	94.078
4	77	Stephen McAdama	Anderson Rotax	9	8:44.897	57.568	94.549	2	93.327
5	27	Alan Witherow	Anderson PVP	9	8:58.889	57.740	94.268	5	90.904
6	60	Jonathan Adams	Anderson FPE	9	9:05.953	59.806	91.011	7	89.728
Not classified									
DNS	99	Stuart Coey	PVP/PVP				-	0	-
DNS	75	Michael Curran	Anderson PVP				-	0	-
DNS	72	Richard Dewart	Anderson VM				-	0	-

Margin of Victory	Avg. Speed	Best Lap Tm	Best Speed	Best Lap by
0.586	95.546	56.204	96.844	2 - Liam Fox

Results provisional until the conclusion of judicial and technical matters

Orbits

Chief Timekeeper: D.Bradfield

Clerk of the Course:

Live timing available at timing.rhwright.co.uk

www.mylaps.com

Licensed to: R.H.Wright Timing



Kirkistown 500MRCI Kart Meeting

Superkarts

Kirkistown 500 MRCI 1.512 miles


Race 6

29/05/2021 14:15

Race (9 Laps) started at 14:40:52

Lap	Lap Tm	Diff	Time of Day
(43) Brian Jones			
1	58.233	+1.856	14:41:51.061
2	56.976	+0.599	14:42:48.037
3	56.406	+0.029	14:43:44.443
4	56.377		14:44:40.820
5	56.977	+0.600	14:45:37.797
6	57.106	+0.729	14:46:34.903
7	56.823	+0.446	14:47:31.726
8	57.092	+0.715	14:48:28.818
9	56.688	+0.311	14:49:25.506
(2) Liam Fox			
1	59.190	+2.986	14:41:52.022
2	56.390	+0.186	14:42:48.412
3	56.536	+0.332	14:43:44.948
4	56.204		14:44:41.152
5	56.647	+0.443	14:45:37.799
6	57.107	+0.903	14:46:34.906
7	57.254	+1.050	14:47:32.160
8	56.843	+0.639	14:48:29.003
9	57.089	+0.885	14:49:26.092
(83) Colin Menary			
1	1:02.866	+6.088	14:41:55.664
2	57.365	+0.587	14:42:53.029
3	57.282	+0.504	14:43:50.311
4	56.778		14:44:47.089
5	57.277	+0.499	14:45:44.366
6	56.920	+0.142	14:46:41.286
7	57.394	+0.616	14:47:38.680
8	57.178	+0.400	14:48:35.858
9	57.646	+0.868	14:49:33.504
(77) Stephen McAdama			
1	59.335	+1.967	14:41:52.757
2	57.568		14:42:50.325
3	58.210	+0.642	14:43:48.535
4	57.837	+0.269	14:44:46.372
5	58.899	+1.031	14:45:44.971
6	58.164	+0.596	14:46:43.135
7	58.006	+0.438	14:47:41.141
8	58.046	+0.478	14:48:39.187
9	58.508	+0.940	14:49:37.695
(27) Alan Witherow			
1	58.716	+0.976	14:42:04.077
2	58.988	+1.248	14:43:03.065
3	59.402	+1.662	14:44:02.467
4	58.372	+0.632	14:45:00.839
5	57.740		14:45:58.579
6	58.528	+0.788	14:46:57.107
7	58.086	+0.346	14:47:55.193
8	58.314	+0.574	14:48:53.507
9	58.180	+0.440	14:49:51.687
(60) Jonathan Adams			
1	1:02.998	+3.192	14:41:56.047
2	1:00.608	+0.802	14:42:56.655
3	1:00.819	+1.013	14:43:57.474
4	1:00.400	+0.594	14:44:57.874
5	1:00.980	+1.174	14:45:58.854
6	1:00.261	+0.455	14:46:59.115
7	59.806		14:47:58.921
8	59.856	+0.050	14:48:58.777
9	59.974	+0.168	14:49:58.751
(54) Peter Crossen			
1	1:04.072	+3.628	14:42:00.004
2	1:01.139	+0.695	14:43:01.143
3	1:01.155	+0.711	14:44:02.298
4	1:01.371	+0.927	14:45:03.669
5	1:00.991	+0.547	14:46:04.660
6	1:00.591	+0.147	14:47:05.251

Lap	Lap Tm	Diff	Time of Day
7	1:01.356	+0.912	14:48:06.607
8	1:00.444		14:49:07.051
9	1:00.594	+0.150	14:50:07.645
(40) Aaron Newell			
1	1:03.517	+2.805	14:41:59.415
2	1:01.282	+0.570	14:43:00.697
3	1:01.493	+0.781	14:44:02.190
4	1:01.292	+0.580	14:45:03.482
5	1:01.303	+0.591	14:46:04.785
6	1:00.712		14:47:05.497
7	1:01.214	+0.502	14:48:06.711
8	1:00.886	+0.174	14:49:07.597
9	1:01.478	+0.766	14:50:09.075
(53) Alan Crossen			
1	1:04.321	+3.856	14:42:00.259
2	1:01.755	+1.290	14:43:02.014
3	1:00.611	+0.146	14:44:02.625
4	1:01.923	+1.458	14:45:04.548
5	1:00.465		14:46:05.013
6	1:00.734	+0.269	14:47:05.747
7	1:01.191	+0.726	14:48:06.938
8	1:00.935	+0.470	14:49:07.873
9	1:01.408	+0.943	14:50:09.281
(110) Jack Irvine			
1	1:03.395	+2.545	14:41:59.052
2	1:02.306	+1.456	14:43:01.358
3	1:01.407	+0.557	14:44:02.765
4	1:01.546	+0.696	14:45:04.311
5	1:01.359	+0.509	14:46:05.670
6	1:01.157	+0.307	14:47:06.827
7	1:00.850		14:48:07.677
8	1:01.696	+0.846	14:49:09.373
9	1:01.439	+0.589	14:50:10.812
(55) Ross Witherow			
1	1:03.792	+2.295	14:42:00.136
2	1:02.031	+0.534	14:43:02.167
3	1:02.213	+0.716	14:44:04.380
4	1:01.497		14:45:05.877
5	1:02.144	+0.647	14:46:08.021
6	1:01.522	+0.025	14:47:09.543
7	1:01.852	+0.355	14:48:11.395
8	1:02.238	+0.741	14:49:13.633
9	1:02.377	+0.880	14:50:16.010
(74) Jonathan Bell			
1	1:04.804	+2.977	14:42:00.921
2	1:01.885	+0.058	14:43:02.806
3	1:01.827		14:44:04.633
4	1:01.828	+0.001	14:45:06.461
5	1:02.296	+0.469	14:46:08.757
6	1:01.996	+0.169	14:47:10.753
7	1:02.485	+0.658	14:48:13.238
8	1:02.176	+0.349	14:49:15.414
9	1:02.187	+0.360	14:50:17.601
(17) Scott Greenaway			
1	1:05.120	+3.722	14:42:01.455
2	1:01.398		14:43:02.853
3	1:02.041	+0.643	14:44:04.894
4	1:01.857	+0.459	14:45:06.751
5	1:02.672	+1.274	14:46:09.423
6	1:02.145	+0.747	14:47:11.568
7	1:01.756	+0.358	14:48:13.324
8	1:02.948	+1.550	14:49:16.272
9	1:01.623	+0.225	14:50:17.895
(7) Peter Bell			
1	1:04.471	+3.033	14:42:00.573
2	1:02.084	+0.646	14:43:02.657
3	1:01.566	+0.128	14:44:04.223



Lap	Lap Tm	Diff	Time of Day
4	1:01.438		14:45:05.661
5	1:01.525	+0.087	14:46:07.186
6	1:02.261	+0.823	14:47:09.447
(25) Noel Lindsay			
1	1:06.433		14:42:03.018

Results provisional until the conclusion of judicial and technical matters

Orbits

Chief Timekeeper: D.Bradfield

Clerk of the Course:

Live timing available at timing.rhwright.co.uk

www.mylaps.com

Licensed to: R.H.Wright Timing



Kirkistown 500MRCI Kart Meeting

Superkarts

Kirkistown 500 MRCI 1.512 miles

Race 10

29/05/2021 16:15

Race (9 Laps) started at 16:12:07

10

19

7 Peter Bell

20

9

55 Ross Witherow

74 Jonathan Bell

17

18

8

53 Alan Crossen

110 Jack Irvine

15

16

7

54 Peter Crossen

40 Aaron Newell

13

14

6

11

12

5

9

10

4

99 Stuart Coey

7

8

3

27 Alan Witherow

60 Jonathan Adams

5

6

2

83 Colin Menary

77 Stephen McAdama

3

4

1

43 Brian Jones

2 Liam Fox

1

2

POLE POSITION

Results provisional until the conclusion of judicial and technical matters

Orbits

Chief Timekeeper: D.Bradfield

Clerk of the Course:

Live timing available at timing.rhwright.co.uk

www.mylaps.com

Licensed to: R.H.Wright Timing



Kirkistown 500MRCI Kart Meeting


Superkarts

Kirkistown 500 MRCI 1.512 miles

Race 10

29/05/2021 16:15

Race (9 Laps) started at 16:12:07



11

25 Noel Lindsay

21



Results provisional until the conclusion of judicial and technical matters

Orbits

Chief Timekeeper: D.Bradfield

Clerk of the Course:

Live timing available at timing.rhwright.co.uk

www.mylaps.com

Licensed to: R.H.Wright Timing



Kirkistown 500MRCI Kart Meeting

Sorted on Laps

Superkarts

Kirkistown 500 MRCI 1.512 miles

Race 10

29/05/2021 16:15

Race (9 Laps) started at 16:12:07

Pos	No.	Name	Make	Laps	Total Tm	Best Tm	Best Speed	In Lap	Avg. Speed
125 Superkarts									
1	54	Peter Crossen	Anderson DEA	9	9:14.993	1:00.523	89.933	6	88.266
2	53	Alan Crossen	Anderson DEA	9	9:16.170	1:00.754	89.591	4	88.080
3	40	Aaron Newell	Anderson TM	9	9:19.190	1:00.933	89.328	5	87.604
4	110	Jack Irvine	Anderson TM	9	9:24.426	1:01.481	88.532	4	86.791
5	55	Ross Witherow	Anderson TM	9	9:27.162	1:01.578	88.392	5	86.372
6	74	Jonathan Bell	Anderson IAME	9	9:30.329	1:01.862	87.986	3	85.893
Not classified									
DNF	7	Peter Bell	Anderson IAME	7	7:22.834	1:01.894	87.941	5	86.039
DNF	25	Noel Lindsay	Superkart TM		5.274		-	0	-
250 Superkarts									
1	99	Stuart Coey	PVP/PVP	9	8:33.927	56.387	96.530	8	95.319
2	27	Alan Witherow	Anderson PVP	9	8:34.171	56.215	96.825	6	95.274
3	43	Brian Jones	Anderson PVP	9	8:39.772	57.087	95.346	6	94.247
4	2	Liam Fox	Anderson PVP	9	8:42.448	57.587	94.518	3	93.765
5	77	Stephen McAdama	Anderson Rotax	9	8:46.395	57.433	94.772	4	93.062
Not classified									
DNF	83	Colin Menary	Anderson FPE	8	7:52.758	57.623	94.459	5	92.107
DNF	60	Jonathan Adams	Anderson FPE		0.572		-	0	-

Margin of Victory	Avg. Speed	Best Lap Tm	Best Speed	Best Lap by
0.244	95.319	56.215	96.825	27 - Alan Witherow

Results provisional until the conclusion of judicial and technical matters

Orbits

Chief Timekeeper: D.Bradfield

Clerk of the Course:

Live timing available at timing.rhwright.co.uk

www.mylaps.com

Licensed to: R.H.Wright Timing



Kirkistown 500MRCI Kart Meeting

Superkarts

Kirkistown 500 MRCI 1.512 miles

Race 10

29/05/2021 16:15

Race (9 Laps) started at 16:12:07

Lap	Lap Tm	Diff	Time of Day
(99) Stuart Coey			
1	1:00.443	+4.056	16:13:08.420
2	56.671	+0.284	16:14:05.091
3	56.605	+0.218	16:15:01.696
4	56.556	+0.169	16:15:58.252
5	56.822	+0.435	16:16:55.074
6	56.605	+0.218	16:17:51.679
7	56.755	+0.368	16:18:48.434
8	56.387		16:19:44.821
9	56.520	+0.133	16:20:41.341
(27) Alan Witherow			
1	1:00.707	+4.492	16:13:08.664
2	57.376	+1.161	16:14:06.040
3	56.514	+0.299	16:15:02.554
4	56.763	+0.548	16:15:59.317
5	56.555	+0.340	16:16:55.872
6	56.215		16:17:52.087
7	56.585	+0.370	16:18:48.672
8	56.547	+0.332	16:19:45.219
9	56.366	+0.151	16:20:41.585
(43) Brian Jones			
1	59.857	+2.770	16:13:07.448
2	57.744	+0.657	16:14:05.192
3	57.579	+0.492	16:15:02.771
4	57.313	+0.226	16:16:00.084
5	57.297	+0.210	16:16:57.381
6	57.087		16:17:54.468
7	57.474	+0.387	16:18:51.942
8	57.489	+0.402	16:19:49.431
9	57.755	+0.668	16:20:47.186
(2) Liam Fox			
1	58.997	+1.410	16:13:06.411
2	57.861	+0.274	16:14:04.272
3	57.587		16:15:01.859
4	57.715	+0.128	16:15:59.574
5	57.926	+0.339	16:16:57.500
6	58.501	+0.914	16:17:56.001
7	57.881	+0.294	16:18:53.882
8	57.698	+0.111	16:19:51.580
9	58.282	+0.695	16:20:49.862
(77) Stephen McAdama			
1	1:01.978	+4.545	16:13:09.796
2	57.990	+0.557	16:14:07.786
3	57.633	+0.200	16:15:05.419
4	57.433		16:16:02.852
5	57.891	+0.458	16:17:00.743
6	57.994	+0.561	16:17:58.737
7	58.366	+0.933	16:18:57.103
8	58.287	+0.854	16:19:55.390
9	58.419	+0.986	16:20:53.809
(54) Peter Crossen			
1	1:03.241	+2.718	16:13:15.450
2	1:01.204	+0.681	16:14:16.654
3	1:00.988	+0.465	16:15:17.642
4	1:00.759	+0.236	16:16:18.401
5	1:00.749	+0.226	16:17:19.150
6	1:00.523		16:18:19.673
7	1:00.696	+0.173	16:19:20.369
8	1:00.829	+0.306	16:20:21.198
9	1:01.209	+0.686	16:21:22.407
(53) Alan Crossen			
1	1:03.501	+2.747	16:13:15.547
2	1:01.395	+0.641	16:14:16.942
3	1:00.948	+0.194	16:15:17.890
4	1:00.754		16:16:18.644
5	1:00.837	+0.083	16:17:19.481
6	1:00.909	+0.155	16:18:20.390

Lap	Lap Tm	Diff	Time of Day
7	1:00.958	+0.204	16:19:21.348
8	1:00.921	+0.167	16:20:22.269
9	1:01.315	+0.561	16:21:23.584
(40) Aaron Newell			
1	1:03.753	+2.820	16:13:16.256
2	1:01.583	+0.650	16:14:17.839
3	1:01.116	+0.183	16:15:18.955
4	1:00.969	+0.036	16:16:19.924
5	1:00.933		16:17:20.857
6	1:01.091	+0.158	16:18:21.948
7	1:01.316	+0.383	16:19:23.264
8	1:01.489	+0.556	16:20:24.753
9	1:01.851	+0.918	16:21:26.604
(110) Jack Irvine			
1	1:03.744	+2.263	16:13:15.976
2	1:02.106	+0.625	16:14:18.082
3	1:01.511	+0.030	16:15:19.593
4	1:01.481		16:16:21.074
5	1:01.899	+0.418	16:17:22.973
6	1:01.895	+0.414	16:18:24.868
7	1:02.041	+0.560	16:19:26.909
8	1:02.535	+1.054	16:20:29.444
9	1:02.396	+0.915	16:21:31.840
(55) Ross Witherow			
1	1:04.840	+3.262	16:13:17.248
2	1:03.168	+1.590	16:14:20.416
3	1:02.266	+0.688	16:15:22.682
4	1:01.892	+0.314	16:16:24.574
5	1:01.578		16:17:26.152
6	1:01.908	+0.330	16:18:28.060
7	1:02.048	+0.470	16:19:30.108
8	1:02.436	+0.858	16:20:32.544
9	1:02.032	+0.454	16:21:34.576
(74) Jonathan Bell			
1	1:04.665	+2.803	16:13:17.298
2	1:02.526	+0.664	16:14:19.824
3	1:01.862		16:15:21.686
4	1:03.723	+1.861	16:16:25.409
5	1:02.276	+0.414	16:17:27.685
6	1:02.323	+0.461	16:18:30.008
7	1:02.324	+0.462	16:19:32.332
8	1:02.637	+0.775	16:20:34.969
9	1:02.774	+0.912	16:21:37.743
(83) Colin Menary			
1	1:05.658	+8.035	16:13:13.295
2	58.594	+0.971	16:14:11.889
3	58.782	+1.159	16:15:10.671
4	57.898	+0.275	16:16:08.569
5	57.623		16:17:06.192
6	58.535	+0.912	16:18:04.727
7	57.785	+0.162	16:19:02.512
8	57.660	+0.037	16:20:00.172
(7) Peter Bell			
1	1:04.579	+2.685	16:13:17.326
2	1:02.094	+0.200	16:14:19.420
3	1:02.056	+0.162	16:15:21.476
4	1:02.559	+0.665	16:16:24.035
5	1:01.894		16:17:25.929
6	1:02.381	+0.487	16:18:28.310
7	1:01.938	+0.044	16:19:30.248

Results provisional until the conclusion of judicial and technical matters

Orbits

Chief Timekeeper: D.Bradfield

Clerk of the Course:

Live timing available at timing.rhwright.co.uk

www.mylaps.com

Licensed to: R.H.Wright Timing