



## Kirkistown 500MRCI Kart Meeting


Superkarts

Kirkistown 500 MRCI 1.512 miles

Qualifying

26/06/2021 10:00

Qualifying started at 10:18:24



Lap	Lap Tm	Diff	Time of Day
<b>(99) Stuart Coey</b>			
1	1:09.278	+10.890	10:20:59.930
2	1:04.284	+5.896	10:22:04.214
3	1:01.696	+3.308	10:23:05.910
4	1:00.181	+1.793	10:24:06.091
5	58.771	+0.383	10:25:04.862
6	58.388		10:26:03.250
7	1:00.257	+1.869	10:27:03.507
8	59.328	+0.940	10:28:02.835
<b>(83) Colin Menary</b>			
1	1:10.284	+11.676	10:21:10.000
2	1:04.263	+5.655	10:22:14.263
3	59.877	+1.269	10:23:14.140
4	59.917	+1.309	10:24:14.057
5	59.623	+1.015	10:25:13.680
6	58.608		10:26:12.288
<b>(43) Brian Jones</b>			
1	1:07.210	+8.600	10:21:01.784
2	1:02.660	+4.050	10:22:04.444
3	1:01.639	+3.029	10:23:06.083
4	1:00.518	+1.908	10:24:06.601
5	58.963	+0.353	10:25:05.564
6	58.610		10:26:04.174
7	59.312	+0.702	10:27:03.486
<b>(27) Alan Witherow</b>			
1	1:02.830	+3.920	10:21:35.937
2	59.788	+0.878	10:22:35.725
3	58.910		10:23:34.635
<b>(71) Stephen McAdam</b>			
1	1:08.989	+7.593	10:21:04.120
2	1:05.350	+3.954	10:22:09.470
3	1:02.317	+0.921	10:23:11.787
4	1:01.396		10:24:13.183
5	1:02.426	+1.030	10:25:15.609
<b>(40) Aaron Newell</b>			
1	1:11.626	+9.957	10:21:18.536
2	1:04.302	+2.633	10:22:22.838
3	1:02.215	+0.546	10:23:25.053
4	1:02.917	+1.248	10:24:27.970
5	1:02.005	+0.336	10:25:29.975
6	1:01.669		10:26:31.644
<b>(54) Peter Crossen</b>			
1	1:11.206	+7.915	10:21:22.756
2	1:04.122	+0.831	10:22:26.878
3	1:03.291		10:23:30.169
<b>(17) Scott Greenaway</b>			
1	3:10.148	+2:06.345	10:23:20.760
2	1:16.643	+12.840	10:24:37.403
3	1:06.429	+2.626	10:25:43.832
4	1:03.906	+0.103	10:26:47.738
5	1:03.803		10:27:51.541
<b>(72) Richard Dewart</b>			
1	1:12.091	+7.790	10:21:33.418
2	1:09.263	+4.962	10:22:42.681
3	1:05.867	+1.566	10:23:48.548
4	1:05.217	+0.916	10:24:53.765
5	1:06.375	+2.074	10:26:00.140
6	1:07.508	+3.207	10:27:07.648
7	1:06.456	+2.155	10:28:14.104
8	1:04.301		10:29:18.405
<b>(53) Alan Crossen</b>			
1	1:12.218	+7.838	10:21:18.600
2	1:06.762	+2.382	10:22:25.362
3	1:06.036	+1.656	10:23:31.398

Lap	Lap Tm	Diff	Time of Day
4	1:05.961	+1.581	10:24:37.359
5	1:04.757	+0.377	10:25:42.116
6	1:04.380		10:26:46.496
7	1:04.665	+0.285	10:27:51.161
8	1:04.422	+0.042	10:28:55.583
<b>(25) Noel Lindsay</b>			
1	1:11.636	+6.870	10:21:23.488
2	1:05.287	+0.521	10:22:28.775
3	1:05.631	+0.865	10:23:34.406
4	1:04.766		10:24:39.172
5	1:04.980	+0.214	10:25:44.152
6	1:05.031	+0.265	10:26:49.183
<b>(2) Liam Fox</b>			
1	1:12.965	+7.590	10:21:27.110
2	1:10.404	+5.029	10:22:37.514
3	1:07.371	+1.996	10:23:44.885
4	1:05.819	+0.444	10:24:50.704
5	1:10.563	+5.188	10:26:01.267
6	1:12.292	+6.917	10:27:13.559
7	1:05.375		10:28:18.934
8	1:05.659	+0.284	10:29:24.593
<b>(51) Geoffrey Simms</b>			
1	1:14.708	+6.090	10:21:45.346
2	1:14.176	+5.558	10:22:59.522
3	1:09.616	+0.998	10:24:09.138
4	1:08.644	+0.026	10:25:17.782
5	1:08.618		10:26:26.400
<b>(19) Philip Mills</b>			
1	1:23.444	+9.545	10:21:44.543
2	1:28.518	+14.619	10:23:13.061
3	1:16.376	+2.477	10:24:29.437
4	1:14.669	+0.770	10:25:44.106
5	1:13.899		10:26:58.005
<b>(12) Eoin Buckley</b>			
1	2:14.069		10:22:14.826
<b>(55) Ross Witherow</b>			
p1	7:11.675	3343.100	10:27:17.391
2	1:12.265	3942.510	10:28:29.656

Results provisional until the conclusion of judicial and technical matters

Orbits

Chief Timekeeper: D.Bradfield

Clerk of the Course:

Live timing available at [timing.rhwright.co.uk](http://timing.rhwright.co.uk)

[www.mylaps.com](http://www.mylaps.com)

Licensed to: R.H.Wright Timing



## Kirkistown 500MRCI Kart Meeting

Sorted on best lap time

Superkarts

Kirkistown 500 MRCI 1.512 miles

Qualifying

26/06/2021 10:00

Qualifying started at 10:18:24

Pos	No.	Name	Make	Best Tm	Diff	In Lap	Best Speed	2nd Best	2nd Lap
<b>125 Superkarts</b>									
1	40	Aaron Newell	125 Anderson TM	<b>1:01.669</b>		6	88.262	1:02.005	5
2	54	Peter Crossen	125 Anderson DEA	<b>1:03.291</b>	1.622	3	86.000	1:04.122	2
3	17	Scott Greenaway	125 Anderson TM	<b>1:03.803</b>	2.134	5	85.310	1:03.906	4
4	53	Alan Crossen	125 Anderson DEA	<b>1:04.380</b>	2.711	6	84.545	1:04.422	8
5	25	Noel Lindsay	125 F1 TM	<b>1:04.766</b>	3.097	4	84.041	1:04.980	5
6	51	Geoffrey Simms	125 F1 TM	<b>1:08.618</b>	6.949	5	79.324	1:08.644	4
7	19	Philip Mills	125 Anderson TM	<b>1:13.899</b>	12.230	5	73.655	1:14.669	4
8	55	Ross Witherow	125 Anderson TM			0	-		0
<b>250 Superkarts</b>									
1	99	Stuart Coey	250 Superkart PVP	<b>58.388</b>		6	93.222	58.771	5
2	83	Colin Menary	250 Anderson FPE	<b>58.608</b>	0.220	6	92.872	59.623	5
3	43	Brian Jones	250 Anderson PVP	<b>58.610</b>	0.222	6	92.868	58.963	5
4	27	Alan Witherow	250 Anderson PVP	<b>58.910</b>	0.522	3	92.396	59.788	2
5	71	Stephen McAdam	250 Anderson Rotax	<b>1:01.396</b>	3.008	4	88.654	1:02.317	3
6	72	Richard Dewart	250 Superkart VM	<b>1:04.301</b>	5.913	8	84.649	1:05.217	4
7	2	Liam Fox	250 Anderson FPE	<b>1:05.375</b>	6.987	7	83.258	1:05.659	8

### Announcements

Kart12 – Please fit a working transponder as per MSA Reg Q12.8.1

Results provisional until the conclusion of judicial and technical matters

Orbits

Chief Timekeeper: D.Bradfield

Clerk of the Course:

Live timing available at [timing.rhwright.co.uk](http://timing.rhwright.co.uk)

[www.mylaps.com](http://www.mylaps.com)

Licensed to: R.H.Wright Timing



## Kirkistown 500MRCI Kart Meeting


### Superkarts

Kirkistown 500 MRCI 1.512 miles

### Race 5

26/06/2021 12:45

Race (8 Laps) started at 13:20:33



Lap	Lap Tm	Diff	Time of Day
<b>(27) Alan Witherow</b>			
1	59.901	+3.502	13:21:33.513
2	56.812	+0.413	13:22:30.325
3	56.603	+0.204	13:23:26.928
4	57.025	+0.626	13:24:23.953
5	56.399		13:25:20.352
6	56.456	+0.057	13:26:16.808
7	56.781	+0.382	13:27:13.589
8	57.097	+0.698	13:28:10.686
<b>(99) Stuart Coey</b>			
1	1:00.350	+4.060	13:21:33.745
2	57.112	+0.822	13:22:30.857
3	56.545	+0.255	13:23:27.402
4	56.591	+0.301	13:24:23.993
5	56.791	+0.501	13:25:20.784
6	56.290		13:26:17.074
7	56.836	+0.546	13:27:13.910
8	57.488	+1.198	13:28:11.398
<b>(83) Colin Menary</b>			
1	1:00.574	+4.328	13:21:33.932
2	58.797	+2.551	13:22:32.729
3	57.313	+1.067	13:23:30.042
4	56.708	+0.462	13:24:26.750
5	56.767	+0.521	13:25:23.517
6	57.210	+0.964	13:26:20.727
7	56.246		13:27:16.973
8	57.794	+1.548	13:28:14.767
<b>(2) Liam Fox</b>			
1	1:00.231	+3.296	13:21:34.166
2	57.944	+1.009	13:22:32.110
3	56.935		13:23:29.045
4	57.110	+0.175	13:24:26.155
5	57.091	+0.156	13:25:23.246
6	57.020	+0.085	13:26:20.266
7	57.231	+0.296	13:27:17.497
8	57.753	+0.818	13:28:15.250
<b>(43) Brian Jones</b>			
1	59.586	+3.181	13:21:33.111
2	56.915	+0.510	13:22:30.026
3	56.415	+0.010	13:23:26.441
4	56.549	+0.144	13:24:22.990
5	56.994	+0.589	13:25:19.984
6	56.405		13:26:16.389
7	57.028	+0.623	13:27:13.417
8	1:06.861	+10.456	13:28:20.278
<b>(71) Stephen McAdam</b>			
1	1:00.868	+2.956	13:21:34.883
2	58.338	+0.426	13:22:33.021
3	57.912		13:23:30.933
4	58.185	+0.273	13:24:29.118
5	58.154	+0.242	13:25:27.272
6	58.616	+0.704	13:26:25.888
7	58.765	+0.853	13:27:24.653
8	58.825	+0.913	13:28:23.478
<b>(12) Eoin Buckley</b>			
1	1:00.968	+2.854	13:21:34.816
2	58.230	+0.116	13:22:33.046
3	58.114		13:23:31.160
4	58.875	+0.761	13:24:30.035
5	59.311	+1.197	13:25:29.346
6	1:00.390	+2.276	13:26:29.736
7	1:00.668	+2.554	13:27:30.404
8	1:00.210	+2.096	13:28:30.614
<b>(40) Aaron Newell</b>			
1	1:03.757	+1.790	13:21:40.253
2	1:02.037	+0.070	13:22:42.290

Lap	Lap Tm	Diff	Time of Day
3	1:02.046	+0.079	13:23:44.336
4	1:02.078	+0.111	13:24:46.414
5	1:02.079	+0.112	13:25:48.493
6	1:01.990	+0.023	13:26:50.483
7	1:01.967		13:27:52.450
8	1:02.318	+0.351	13:28:54.768
<b>(17) Scott Greenaway</b>			
1	1:05.173	+2.887	13:21:41.872
2	1:02.286		13:22:44.158
3	1:02.385	+0.099	13:23:46.543
4	1:03.170	+0.884	13:24:49.713
5	1:02.562	+0.276	13:25:52.275
6	1:02.512	+0.226	13:26:54.787
7	1:02.808	+0.522	13:27:57.595
8	1:03.146	+0.860	13:29:00.741
<b>(72) Richard Dewart</b>			
1	1:08.614	+9.058	13:21:48.106
2	1:02.936	+3.380	13:22:51.042
3	1:04.062	+4.506	13:23:55.104
4	1:01.890	+2.334	13:24:56.994
5	1:01.244	+1.688	13:25:58.238
6	59.556		13:26:57.794
7	1:06.135	+6.579	13:28:03.929
8	59.763	+0.207	13:29:03.692
<b>(53) Alan Crossen</b>			
1	1:07.140	+4.309	13:21:44.070
2	1:04.096	+1.265	13:22:48.166
3	1:03.314	+0.483	13:23:51.480
4	1:04.500	+1.669	13:24:55.980
5	1:04.251	+1.420	13:26:00.231
6	1:02.831		13:27:03.062
7	1:03.422	+0.591	13:28:06.484
8	1:02.919	+0.088	13:29:09.403
<b>(25) Noel Lindsay</b>			
1	1:05.551	+2.115	13:21:42.468
2	1:03.985	+0.549	13:22:46.453
3	1:04.222	+0.786	13:23:50.675
4	1:04.945	+1.509	13:24:55.620
5	1:04.465	+1.029	13:26:00.085
6	1:03.968	+0.532	13:27:04.053
7	1:03.436		13:28:07.489
8	1:03.710	+0.274	13:29:11.199
<b>(51) Geoffrey Simms</b>			
1	1:08.062	+2.707	13:21:45.466
2	1:05.355		13:22:50.821
3	1:05.886	+0.531	13:23:56.707
4	1:05.954	+0.599	13:25:02.661
5	1:05.501	+0.146	13:26:08.162
6	1:05.703	+0.348	13:27:13.865
7	1:06.217	+0.862	13:28:20.082
<b>(54) Peter Crossen</b>			
1	1:03.957	+2.094	13:21:40.543
2	1:01.863		13:22:42.406
3	1:01.954	+0.091	13:23:44.360
<b>(19) Philip Mills</b>			
1	1:11.887	+0.804	13:21:50.268
2	1:13.912	+2.829	13:23:04.180
3	1:11.083		13:24:15.263
<b>(55) Ross Witherow</b>			
1	1:04.186		13:21:41.067

Results provisional until the conclusion of judicial and technical matters

Orbits

Chief Timekeeper: D.Bradfield

Clerk of the Course:

Live timing available at [timing.rhwright.co.uk](http://timing.rhwright.co.uk)

[www.mylaps.com](http://www.mylaps.com)

Licensed to: R.H.Wright Timing



## Kirkistown 500MRCI Kart Meeting

Sorted on Laps

Superkarts

Kirkistown 500 MRCI 1.512 miles

Race 5

26/06/2021 12:45

Race (8 Laps) started at 13:20:33

Pos	No.	Name	Make	Laps	Total Tm	Best Tm	Best Speed	In Lap	Avg. Speed
<b>125 Superkarts</b>									
1	40	Aaron Newell	125 Anderson TM	8	8:21.410	1:01.967	87.837	7	86.843
2	17	Scott Greenaway	125 Anderson TM	8	8:27.383	1:02.286	87.388	2	85.821
3	53	Alan Crossen	125 Anderson DEA	8	8:36.045	1:02.831	86.630	6	84.381
4	25	Noel Lindsay	125 F1 TM	8	8:37.841	1:03.436	85.803	7	84.088
5	51	Geoffrey Simms	125 F1 TM	7	7:46.724	1:05.355	83.284	2	81.635
<b>Not classified</b>									
DNF	54	Peter Crossen	125 Anderson DEA	3	3:11.002	1:01.863	87.985	2	85.492
DNF	19	Philip Mills	125 Anderson TM	3	3:41.905	1:11.083	76.573	3	73.586
DNF	55	Ross Witherow	125 Anderson TM	1	1:07.709	1:04.186	84.801	1	80.388
<b>250 Superkarts</b>									
1	27	Alan Witherow	250 Anderson PVP	8	7:37.328	56.399	96.509	5	95.214
2	99	Stuart Coey	250 Superkart PVP	8	7:38.040	56.290	96.696	6	95.066
3	83	Colin Menary	250 Anderson FPE	8	7:41.409	56.246	96.772	7	94.372
4	2	Liam Fox	250 Anderson FPE	8	7:41.892	56.935	95.601	3	94.273
5	43	Brian Jones	250 Anderson PVP	8	7:46.920	56.405	96.499	6	93.258
6	71	Stephen McAdam	250 Anderson Rotax	8	7:50.120	57.912	93.988	3	92.624
7	12	Eoin Buckley	250 Anderson VM	8	7:57.256	58.114	93.661	3	91.239
8	72	Richard Dewart	250 Superkart VM	8	8:30.334	59.556	91.393	6	85.325

Margin of Victory	Avg. Speed	Best Lap Tm	Best Speed	Best Lap by
0.712	95.214	56.246	96.772	83 - Colin Menary

Results provisional until the conclusion of judicial and technical matters

Orbits

Chief Timekeeper: D.Bradfield

Clerk of the Course:

Live timing available at [timing.rhwright.co.uk](http://timing.rhwright.co.uk)

[www.mylaps.com](http://www.mylaps.com)

Licensed to: R.H.Wright Timing



## Kirkistown 500MRCI Kart Meeting

Superkarts

Kirkistown 500 MRCI 1.512 miles

Race 5

26/06/2021 12:45

Race (8 Laps) started at 13:20:33

8

1:13.899  
19 Philip Mills

15

55 Ross Witherow

16

7

1:04.766  
25 Noel Lindsay

13

1:08.618  
51 Geoffrey Simms

14

6

1:03.803  
17 Scott Greenaway

11

1:04.380  
53 Alan Crossen

12

5

1:01.669  
40 Aaron Newell

9

1:03.291  
54 Peter Crossen

10

4

1:05.375  
2 Liam Fox

7

2:14.069  
12 Eoin Buckley

8

3

1:01.396  
71 Stephen McAdam

5

1:04.301  
72 Richard Dewart

6

2

58.610  
43 Brian Jones

3

58.910  
27 Alan Witherow

4

1

58.388  
99 Stuart Coey

1

58.608  
83 Colin Menary

2

POLE POSITION

Results provisional until the conclusion of judicial and technical matters

Orbits

Chief Timekeeper: D.Bradfield

Clerk of the Course:

Live timing available at [timing.rhwright.co.uk](http://timing.rhwright.co.uk)

[www.mylaps.com](http://www.mylaps.com)

Licensed to: R.H.Wright Timing



## Kirkistown 500MRCI Kart Meeting

Superkarts

Kirkistown 500 MRCI 1.512 miles


Race 8

26/06/2021 14:40

Race (8 Laps) started at 14:17:50

Lap	Lap Tm	Diff	Time of Day
<b>(83) Colin Menary</b>			
1	1:00.038	+4.114	14:18:50.524
2	56.468	+0.544	14:19:46.992
3	57.242	+1.318	14:20:44.234
4	57.260	+1.336	14:21:41.494
5	56.929	+1.005	14:22:38.423
6	55.924		14:23:34.347
7	57.115	+1.191	14:24:31.462
8	56.993	+1.069	14:25:28.455
<b>(27) Alan Withero</b>			
1	59.006	+2.346	14:18:49.635
2	57.294	+0.634	14:19:46.929
3	56.832	+0.172	14:20:43.761
4	57.033	+0.373	14:21:40.794
5	57.741	+1.081	14:22:38.535
6	56.660		14:23:35.195
7	57.226	+0.566	14:24:32.421
8	56.720	+0.060	14:25:29.141
<b>(99) Stuart Coey</b>			
1	59.676	+2.917	14:18:50.359
2	57.041	+0.282	14:19:47.400
3	57.058	+0.299	14:20:44.458
4	56.861	+0.102	14:21:41.319
5	57.484	+0.725	14:22:38.803
6	57.195	+0.436	14:23:35.998
7	56.759		14:24:32.757
8	56.822	+0.063	14:25:29.579
<b>(2) Liam Fox</b>			
1	59.803	+2.943	14:18:50.735
2	57.087	+0.227	14:19:47.822
3	57.180	+0.320	14:20:45.002
4	57.039	+0.179	14:21:42.041
5	57.409	+0.549	14:22:39.450
6	56.949	+0.089	14:23:36.399
7	56.962	+0.102	14:24:33.361
8	56.860		14:25:30.221
<b>(71) Stephen McAdam</b>			
1	1:00.612	+3.234	14:18:51.524
2	57.597	+0.219	14:19:49.121
3	57.378		14:20:46.499
4	58.008	+0.630	14:21:44.507
5	57.650	+0.272	14:22:42.157
6	57.785	+0.407	14:23:39.942
7	58.101	+0.723	14:24:38.043
8	58.889	+1.511	14:25:36.932
<b>(54) Peter Crossen</b>			
1	1:02.650	+2.063	14:18:57.840
2	1:01.223	+0.636	14:19:59.063
3	1:00.774	+0.187	14:20:59.837
4	1:00.928	+0.341	14:22:00.765
5	1:00.885	+0.298	14:23:01.650
6	1:00.823	+0.236	14:24:02.473
7	1:00.744	+0.157	14:25:03.217
8	1:00.587		14:26:03.804
<b>(40) Aaron Newell</b>			
1	1:02.815	+1.818	14:18:58.441
2	1:01.363	+0.366	14:19:59.804
3	1:00.997		14:21:00.801
4	1:01.200	+0.203	14:22:02.001
5	1:01.132	+0.135	14:23:03.133
6	1:01.325	+0.328	14:24:04.458
7	1:01.466	+0.469	14:25:05.924
8	1:02.713	+1.716	14:26:08.637
<b>(25) Noel Lindsay</b>			
1	1:04.978	+1.635	14:19:00.707
2	1:03.823	+0.480	14:20:04.530

Lap	Lap Tm	Diff	Time of Day
3	1:03.443	+0.100	14:21:07.973
4	1:03.343		14:22:11.316
5	1:03.938	+0.595	14:23:15.254
6	1:03.613	+0.270	14:24:18.867
7	1:03.917	+0.574	14:25:22.784
8	1:04.055	+0.712	14:26:26.839
<b>(51) Geoffrey Simms</b>			
1	1:06.852	+1.668	14:19:02.710
2	1:05.184		14:20:07.894
3	1:06.476	+1.292	14:21:14.370
4	1:05.918	+0.734	14:22:20.288
5	1:06.914	+1.730	14:23:27.202
6	1:06.418	+1.234	14:24:33.620
7	1:06.909	+1.725	14:25:40.529
<b>(72) Richard Dewart</b>			
1	1:00.376		14:18:52.044
2	1:01.166	+0.290	14:19:53.210
<b>(19) Philip Mills</b>			
1	1:12.054		14:19:08.163
2	1:12.789	+0.735	14:20:20.952



Results provisional until the conclusion of judicial and technical matters

Orbits

Chief Timekeeper: D.Bradfield

Clerk of the Course:

Live timing available at [timing.rhwright.co.uk](http://timing.rhwright.co.uk)

[www.mylaps.com](http://www.mylaps.com)

Licensed to: R.H.Wright Timing



# R.H.Wright Timing

## Kirkistown 500MRCI Kart Meeting

Sorted on Laps

Superkarts

Kirkistown 500 MRCI 1.512 miles

Race 8

26/06/2021 14:40

Race (8 Laps) started at 14:17:50

Pos	No.	Name	Make	Laps	Total Tm	Best Tm	Best Speed	In Lap	Avg. Speed
<b>125 Superkarts</b>									
1	54	Peter Crossen	125 Anderson DEA	8	8:13.318	<b>1:00.587</b>	89.838	8	88.268
2	40	Aaron Newell	125 Anderson TM	8	8:18.151	<b>1:00.997</b>	89.234	3	87.412
3	25	Noel Lindsay	125 F1 TM	8	8:36.353	<b>1:03.343</b>	85.929	4	84.330
4	51	Geoffrey Simms	125 F1 TM	7	7:50.043	<b>1:05.184</b>	83.502	2	81.059
<b>Not classified</b>									
DNF	19	Philip Mills	125 Anderson TM	2	2:30.466	<b>1:12.054</b>	75.541	1	72.349
DNS	17	Scott Greenaway	125 Anderson TM				-	0	-
DNS	53	Alan Crossen	125 Anderson DEA				-	0	-
DNS	55	Ross Witherow	125 Anderson TM				-	0	-
<b>250 Superkarts</b>									
1	83	Colin Menary	250 Anderson FPE	8	7:37.969	<b>55.924</b>	97.329	6	95.081
2	27	Alan Witherow	250 Anderson PVP	8	7:38.655	<b>56.660</b>	96.065	6	94.939
3	99	Stuart Coey	250 Superkart PVP	8	7:39.093	<b>56.759</b>	95.897	7	94.848
4	2	Liam Fox	250 Anderson FPE	8	7:39.735	<b>56.860</b>	95.727	8	94.716
5	71	Stephen McAdam	250 Anderson Rotax	8	7:46.446	<b>57.378</b>	94.862	3	93.353
<b>Not classified</b>									
DNF	72	Richard Dewart	250 Superkart VM	2	2:02.724	<b>1:00.876</b>	89.412	1	88.703
DNF	43	Brian Jones	250 Anderson PVP				-	0	-
DNS	12	Eoin Buckley	250 Anderson VM				-	0	-

Margin of Victory	Avg. Speed	Best Lap Tm	Best Speed	Best Lap by
0.686	95.081	55.924	97.329	83 - Colin Menary

Results provisional until the conclusion of judicial and technical matters

Orbits

Chief Timekeeper: D.Bradfield

Clerk of the Course:

Live timing available at [timing.rhwright.co.uk](http://timing.rhwright.co.uk)

[www.mylaps.com](http://www.mylaps.com)

Licensed to: R.H.Wright Timing

Printed: 26/06/2021 14:26:48



# R.H.Wright Timing

## Kirkistown 500MRCI Kart Meeting

Superkarts

Kirkistown 500 MRCI 1.512 miles

Race 8

26/06/2021 14:40

Race (8 Laps) started at 14:17:50

8

19 Philip Mills

15

55 Ross Witherow

16

7

51 Geoffrey Simms

13

54 Peter Crossen

14

6

53 Alan Crossen

11

25 Noel Lindsay

12

5

40 Aaron Newell

9

17 Scott Greenaway

10

4

12 Eoin Buckley

7

72 Richard Dewart

8

3

43 Brian Jones

5

71 Stephen McAdam

6

2

83 Colin Menary

3

2 Liam Fox

4

1

27 Alan Witherow

1

99 Stuart Coey

2

POLE POSITION

Results provisional until the conclusion of judicial and technical matters

Orbits

Chief Timekeeper: D.Bradfield

Clerk of the Course:

Live timing available at [timing.rhwright.co.uk](http://timing.rhwright.co.uk)

[www.mylaps.com](http://www.mylaps.com)

Licensed to: R.H.Wright Timing

Printed: 27/06/2021 10:28:15





## Kirkistown 500MRCI Kart Meeting


Superkarts

Kirkistown 500 MRCI 1.512 miles

Race 12

26/06/2021 17:10

Race (8 Laps) started at 16:04:11



Lap	Lap Tm	Diff	Time of Day
<b>(99) Stuart Coey</b>			
1	59.642	+2.696	16:05:11.393
2	57.622	+0.676	16:06:09.015
3	57.741	+0.795	16:07:06.756
4	57.299	+0.353	16:08:04.055
5	57.455	+0.509	16:09:01.510
6	57.428	+0.482	16:09:58.938
7	57.925	+0.979	16:10:56.863
8	56.946		16:11:53.809
<b>(27) Alan Withrow</b>			
1	59.078	+1.753	16:05:10.698
2	57.834	+0.509	16:06:08.532
3	57.590	+0.265	16:07:06.122
4	57.325		16:08:03.447
5	57.583	+0.258	16:09:01.030
6	57.922	+0.597	16:09:58.952
7	57.596	+0.271	16:10:56.548
8	57.482	+0.157	16:11:54.030
<b>(2) Liam Fox</b>			
1	59.913	+2.869	16:05:12.104
2	57.727	+0.683	16:06:09.831
3	57.276	+0.232	16:07:07.107
4	57.699	+0.655	16:08:04.806
5	57.044		16:09:01.850
6	57.889	+0.845	16:09:59.739
7	58.008	+0.964	16:10:57.747
8	57.126	+0.082	16:11:54.873
<b>(71) Stephen McAdam</b>			
1	1:00.599	+3.404	16:05:12.731
2	58.457	+1.262	16:06:11.188
3	57.438	+0.243	16:07:08.626
4	57.195		16:08:05.821
5	57.386	+0.191	16:09:03.207
6	57.250	+0.055	16:10:00.457
7	58.097	+0.902	16:10:58.554
8	58.128	+0.933	16:11:56.682
<b>(54) Peter Crossen</b>			
1	1:02.012	+1.171	16:05:19.665
2	1:01.249	+0.408	16:06:20.914
3	1:01.059	+0.218	16:07:21.973
4	1:01.098	+0.257	16:08:23.071
5	1:00.841		16:09:23.912
6	1:00.890	+0.049	16:10:24.802
7	1:01.045	+0.204	16:11:25.847
8	1:01.780	+0.939	16:12:27.627
<b>(40) Aaron Newell</b>			
1	1:01.888	+1.108	16:05:20.001
2	1:01.186	+0.406	16:06:21.187
3	1:01.253	+0.473	16:07:22.440
4	1:01.284	+0.504	16:08:23.724
5	1:00.780		16:09:24.504
6	1:00.957	+0.177	16:10:25.461
7	1:00.953	+0.173	16:11:26.414
8	1:01.845	+1.065	16:12:28.259
<b>(53) Alan Crossen</b>			
1	1:04.529	+2.842	16:05:24.781
2	1:03.800	+2.113	16:06:28.581
3	1:04.136	+2.449	16:07:32.717
4	1:02.274	+0.587	16:08:34.991
5	1:01.926	+0.239	16:09:36.917
6	1:01.791	+0.104	16:10:38.708
7	1:01.687		16:11:40.395
8	1:02.770	+1.083	16:12:43.165
<b>(17) Scott Greenaway</b>			
1	1:05.138	+2.289	16:05:24.653
2	1:04.173	+1.324	16:06:28.826

Lap	Lap Tm	Diff	Time of Day
3	1:04.784	+1.935	16:07:33.610
4	1:02.915	+0.066	16:08:36.525
5	1:02.907	+0.058	16:09:39.432
6	1:02.868	+0.019	16:10:42.300
7	1:02.849		16:11:45.149
8	1:04.170	+1.321	16:12:49.319
<b>(25) Noel Lindsay</b>			
1	1:05.237	+1.709	16:05:23.494
2	1:04.610	+1.082	16:06:28.104
3	1:05.005	+1.477	16:07:33.109
4	1:04.294	+0.766	16:08:37.403
5	1:03.528		16:09:40.931
6	1:04.034	+0.506	16:10:44.965
7	1:04.343	+0.815	16:11:49.308
8	1:05.051	+1.523	16:12:54.359
<b>(83) Colin Menary</b>			
1	1:00.095	+2.945	16:05:11.580
2	57.325	+0.175	16:06:08.905
3	57.572	+0.422	16:07:06.477
4	57.195	+0.045	16:08:03.672
5	57.150		16:09:00.822
6	58.854	+1.704	16:09:59.676
<b>(19) Philip Mills</b>			
1	1:10.743	+2.236	16:05:30.966
2	1:09.839	+1.332	16:06:40.805
3	1:09.554	+1.047	16:07:50.359
4	1:08.507		16:08:58.866
5	1:12.594	+4.087	16:10:11.460
6	1:09.353	+0.846	16:11:20.813
<b>(12) Eoin Buckley</b>			
1	1:00.971	+2.202	16:05:13.012
2	59.326	+0.557	16:06:12.338
3	58.915	+0.146	16:07:11.253
4	58.769		16:08:10.022
5	58.808	+0.039	16:09:08.830
<b>(43) Brian Jones</b>			
1	59.466		16:05:11.936

Results provisional until the conclusion of judicial and technical matters

Orbits

Chief Timekeeper: D.Bradfield

Clerk of the Course:

Live timing available at [timing.rhwright.co.uk](http://timing.rhwright.co.uk)

[www.mylaps.com](http://www.mylaps.com)

Licensed to: R.H.Wright Timing



## Kirkistown 500MRCI Kart Meeting

Sorted on Laps

Superkarts

Kirkistown 500 MRCI 1.512 miles

Race 12

26/06/2021 17:10

Race (8 Laps) started at 16:04:11

Pos	No.	Name	Make	Laps	Total Tm	Best Tm	Best Speed	In Lap	Avg. Speed
<b>125 Superkarts</b>									
1	54	Peter Crossen	125 Anderson DEA	8	8:16.142	<b>1:00.841</b>	89.463	5	87.766
2	40	Aaron Newell	125 Anderson TM	8	8:16.774	<b>1:00.780</b>	89.553	5	87.654
3	53	Alan Crossen	125 Anderson DEA	8	8:31.680	<b>1:01.687</b>	88.236	7	85.100
4	17	Scott Greenaway	125 Anderson TM	8	8:37.834	<b>1:02.849</b>	86.605	7	84.089
5	25	Noel Lindsay	125 F1 TM	8	8:42.874	<b>1:03.528</b>	85.679	5	83.278
<b>Not classified</b>									
DNF	19	Philip Mills	125 Anderson TM	6	7:09.328	<b>1:08.507</b>	79.452	4	76.068
DNF	51	Geoffrey Simms	125 F1 TM		7.495		-	0	-
DNF	55	Ross Witherow	125 Anderson TM		9.105		-	0	-
<b>250 Superkarts</b>									
1	99	Stuart Coey	250 Superkart PVP	8	7:42.324	<b>56.946</b>	95.582	8	94.185
2	27	Alan Witherow	250 Anderson PVP	8	7:42.545	<b>57.325</b>	94.950	4	94.140
3	2	Liam Fox	250 Anderson FPE	8	7:43.388	<b>57.044</b>	95.418	5	93.969
4	71	Stephen McAdam	250 Anderson Rotax	8	7:45.197	<b>57.195</b>	95.166	4	93.604
<b>Not classified</b>									
DNF	83	Colin Menary	250 Anderson FPE	6	5:48.191	<b>57.150</b>	95.241	5	93.794
DNF	12	Eoin Buckley	250 Anderson VM	5	4:57.345	<b>58.769</b>	92.617	4	91.527
DNF	43	Brian Jones	250 Anderson PVP	1	1:00.451	<b>59.466</b>	91.532	1	90.040
DNS	72	Richard Dewart	250 Superkart VM				-	0	-

Margin of Victory	Avg. Speed	Best Lap Tm	Best Speed	Best Lap by
0.221	94.185	56.946	95.582	99 - Stuart Coey

Results provisional until the conclusion of judicial and technical matters

Orbits

Chief Timekeeper: D.Bradfield

Clerk of the Course:

Live timing available at [timing.rhwright.co.uk](http://timing.rhwright.co.uk)

[www.mylaps.com](http://www.mylaps.com)

Licensed to: R.H.Wright Timing



## Kirkistown 500MRCI Kart Meeting


Superkarts

Kirkistown 500 MRCI 1.512 miles

Race 12

26/06/2021 17:10

Race (8 Laps) started at 16:04:11



8

17 Scott Greenaway  
15

12 Eoin Buckley  
16

7

53 Alan Crossen  
13

55 Ross Witherow  
14

6

51 Geoffrey Simms  
11

19 Philip Mills  
12

5

40 Aaron Newell  
9

25 Noel Lindsay  
10

4

43 Brian Jones  
7

54 Peter Crossen  
8

3

71 Stephen McAdam  
5

72 Richard Dewart  
6

2

99 Stuart Coey  
3


2 Liam Fox  
4

1

83 Colin Menary  
1

27 Alan Witherow  
2

POLE POSITION



Results provisional until the conclusion of judicial and technical matters

Orbits

Chief Timekeeper: D.Bradfield

Clerk of the Course:

Live timing available at [timing.rhwright.co.uk](http://timing.rhwright.co.uk)

[www.mylaps.com](http://www.mylaps.com)

Licensed to: R.H.Wright Timing