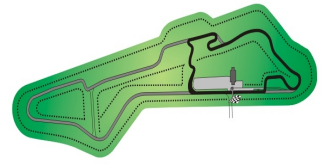




Official Results



Round 7, NI Superkart C'ships

125cc Superkarts

Bishopscourt National Circuit 1.824 miles

125cc Superkart Overall

Pos	No.	Name	Total points	R1.	R2.	R3.	Overall BestTm
1	54	Peter CROSSEN	150	50	50	50	1:10.639
2	40	Aaron NEWELL	131	45	41	45	1:10.800
3	110	Jack IRVINE	115	36	38	41	1:10.987
4	19	Philip MILLS	100	32	32	36	1:18.603
5	53	Alan CROSSEN	86	41	45	0	1:14.365
6	55	Ross WITHEROW	76	38	0	38	1:12.407
7	74	Jonathan BELL	70	34	36	0	1:16.983
8	51	Geoffrey SIMMS	68	0	34	34	1:18.917
9	61	Barry SMITH	30	30	0	0	1:23.219

Clerk of the Course - Paul Fullerton

Orbits

Timekeepers - David Barr & Keith Mason

Results remain provisional until conclusion of judicial/technical matters

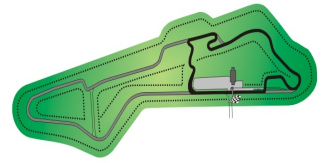

Signed:  (Chief Timekeeper)

Printed: 09/10/2021 16:18:44





# Official Results



## Round 7, NI Superkart C'ships

250cc Superkarts

Bishopscourt National Circuit 1.824 miles

250 Superkarts Overall

Pos	No.	Name	Total points	R1.	R2.	R3.	Overall BestTm
1	27	Alan WITHEROW	127	50	45	32	1:06.976
2	12	Eoin BUCKLEY	108	38	32	38	1:09.489
3	79	Jason DREDGE	100	0	50	50	1:06.020
4	72	Richard DEWART	86	45	41	0	1:11.156
5	2	Liam FOX	83	0	38	45	1:06.314
6	43	Brian JONES	82	41	0	41	1:07.284
7	77	Stephen McADAM	70	36	0	34	1:10.303
8	99	Stuart COEY	68	32	36	0	1:10.473
9	60	Jonathan ADAMS	68	34	34	0	1:12.600
10	83	Colin MENARY	36	–	0	36	1:07.139
11	62	Colin ARMSTRONG	30	0	30	0	1:14.322

Clerk of the Course - Paul Fullerton

Orbits

Timekeepers - David Barr & Keith Mason

Results remain provisional until conclusion of judicial/technical matters

Signed:

(Chief Timekeeper)

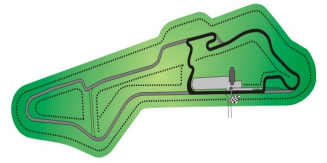
Printed: 09/10/2021 16:41:21



motor  
sport  
UK



Official Results



Round 5, NI Karting Championships

Bambino

BishopsCourt Intermediate Circuit 0.951 miles

Bambino Day Points

Pos	No.	Name	Total points	R1.	R2.	R3.	Overall BestTm
1	10	Charlie BLAIR	95	20	25	50	1:33.392
2	32	Harry McDOWELL	85	25	20	40	1:33.632
3	36	Ethan ROBINSON	72	18	18	36	1:34.515
4	24	Jessica WYLIE	63	16	15	32	1:46.626
5	75	Callum McVEIGH	61	15	16	30	1:39.217

Clerk of the Course - Paul Fullerton

Orbits

Timekeepers - David Barr & Keith Mason

Results remain provisional until conclusion of technical/judicial matters

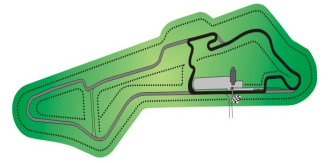
Signed:  (Chief Timekeeper)

Printed: 09/10/2021 15:17:30





# Official Results



## Round 5, NI Karting Championships

Sorted on Laps

Cadet Open

Bishopscourt Immediate Circuit 0.951 miles

Final

09/10/2021 16:10

Race (9:00 and 1 Laps) started at 16:54:10

Pos	No.	Name	Laps	Total Tm	Diff	Gap	Best Tm	In Lap	2nd Best	Avg Tm
Honda Cadet										
1	20	Daniel KILPATRICK	9	10:34.221			1:09.826	8	1:09.961	1:10.431
2	66	Charlie GARDINER	9	10:36.488	2.267	2.267	1:10.269	2	1:10.272	1:10.674
3	IGP	Joel MURPHY	9	10:41.765	7.544	5.277	1:10.549	7	1:10.596	1:11.235
4	22	Cole McFADDEN BIGGERSTAFF	9	10:53.661	19.440	11.896	1:11.924	3	1:12.042	1:12.540
5	17	Charlie CONDY	9	10:59.237	25.016	5.576	1:12.547	4	1:12.812	1:13.175
6	65	Kyle IRVINE	9	10:59.402	25.181	0.165	1:12.197	4	1:12.932	1:13.130
7	67	Declan NOBLE	9	10:59.490	25.269	0.088	1:12.261	4	1:12.901	1:13.217
8	11	Ryan ARTHUR	9	11:12.352	38.131	12.862	1:13.814	5	1:13.961	1:14.605
9	26	Annie MURRAY	9	11:37.524	1:03.303	25.172	1:15.614	7	1:15.679	1:17.344

Iame Cadet										
1	77	Kenzie McNALLY	9	10:33.742			1:09.848	8	1:09.994	1:10.415
2	31	Jason PARK	9	10:33.863	0.121	0.121	1:09.887	9	1:09.920	1:10.425
3	90	Sophie CAMPBELL	9	11:02.193	28.451	28.330	1:12.357	4	1:13.047	1:13.563
4	94	James LOGAN	9	11:16.612	42.870	14.419	1:14.161	3	1:14.259	1:15.155

### Announcements

Track Temperature: 19.4°C

New Track Record (1:09.826) for Honda Cadet by Daniel KILPATRICK.

Margin of Victory	Avg. Speed	Best Lap Tm	Best Speed	Best Lap by
0.121	48.620	1:09.826	49.030	20 - Daniel KILPATRICK

Clerk of the Course - Paul Fullerton

Orbits

Timekeepers - David Barr & Keith Mason

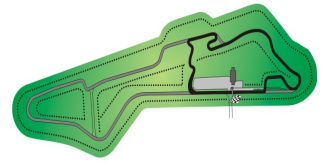
Results remain provisional until conclusion of technical/judicial matters

Signed:

Chief  
Timekeeper

Printed: 09/10/2021 17:09:24





Round 5, NI Karting Championships

Cadet Open

Bishopscourt Intermediate Circuit 0.951 miles

Final

09/10/2021 16:10

Race (9:00 and 1 Laps) started at 16:54:10

Lap	Lap Tm	Diff	Time of Day
<b>(77) Kenzie McNALLY</b>			
1	1:11.132	+1.284	16:55:22.079
2	1:10.489	+0.641	16:56:32.568
3	1:10.472	+0.624	16:57:43.040
4	1:09.994	+0.146	16:58:53.034
5	1:11.146	+1.298	17:00:04.180
6	1:10.308	+0.460	17:01:14.488
7	1:10.257	+0.409	17:02:24.745
8	<b>1:09.848</b>		17:03:34.593
9	1:10.096	+0.248	17:04:44.689

Lap	Lap Tm	Diff	Time of Day
<b>(31) Jason PARK</b>			
1	1:11.344	+1.457	16:55:22.322
2	1:10.402	+0.515	16:56:32.724
3	1:10.558	+0.671	16:57:43.282
4	1:09.920	+0.033	16:58:53.202
5	1:10.960	+1.073	17:00:04.162
6	1:10.911	+1.024	17:01:15.073
7	1:09.921	+0.034	17:02:24.994
8	1:09.929	+0.042	17:03:34.923
9	<b>1:09.887</b>		17:04:44.810

Lap	Lap Tm	Diff	Time of Day
<b>(20) Daniel KILPATRICK</b>			
1	1:11.733	+1.907	16:55:23.018
2	1:10.639	+0.813	16:56:33.657
3	1:10.539	+0.713	16:57:44.196
4	1:10.545	+0.719	16:58:54.741
5	1:10.275	+0.449	17:00:05.016
6	1:10.273	+0.447	17:01:15.289
7	1:10.092	+0.266	17:02:25.381
8	<b>1:09.826</b>		17:03:35.207
9	1:09.961	+0.135	17:04:45.168

Lap	Lap Tm	Diff	Time of Day
<b>(66) Charlie GARDINER</b>			
1	1:12.087	+1.818	16:55:23.456
2	<b>1:10.269</b>		16:56:33.725
3	1:10.738	+0.469	16:57:44.463
4	1:10.349	+0.080	16:58:54.812
5	1:10.775	+0.506	17:00:05.587
6	1:10.308	+0.039	17:01:15.895
7	1:10.272	+0.003	17:02:26.167
8	1:10.286	+0.017	17:03:36.453
9	1:10.982	+0.713	17:04:47.435

Lap	Lap Tm	Diff	Time of Day
<b>(IGP) Joel MURPHY</b>			
1	1:13.609	+3.060	16:55:25.198
2	1:12.055	+1.506	16:56:37.253
3	1:10.879	+0.330	16:57:48.132
4	1:11.051	+0.502	16:58:59.183
5	1:10.876	+0.327	17:00:10.059
6	1:10.666	+0.117	17:01:20.725
7	<b>1:10.549</b>		17:02:31.274
8	1:10.596	+0.047	17:03:41.870
9	1:10.842	+0.293	17:04:52.712

Lap	Lap Tm	Diff	Time of Day
<b>(22) Cole McFADDEN BIGGERSTAFF</b>			
1	1:13.599	+1.675	16:55:25.345
2	1:12.271	+0.347	16:56:37.616
3	<b>1:11.924</b>		16:57:49.540
4	1:12.042	+0.118	16:59:01.582
5	1:12.448	+0.524	17:00:14.030
6	1:12.479	+0.555	17:01:26.509
7	1:12.461	+0.537	17:02:38.970
8	1:12.812	+0.888	17:03:51.782
9	1:12.826	+0.902	17:05:04.608

Lap	Lap Tm	Diff	Time of Day
<b>(17) Charlie CONDY</b>			
1	1:14.248	+1.701	16:55:25.853
2	1:12.925	+0.378	16:56:38.778
3	1:13.229	+0.682	16:57:52.007
4	<b>1:12.547</b>		16:59:04.554
5	1:12.926	+0.379	17:00:17.480
6	1:13.350	+0.803	17:01:30.830
7	1:13.381	+0.834	17:02:44.211
8	1:12.812	+0.265	17:03:57.023
9	1:13.161	+0.614	17:05:10.184

Lap	Lap Tm	Diff	Time of Day
<b>(65) Kyle IRVINE</b>			
1	1:14.046	+1.849	16:55:26.224
2	1:12.980	+0.783	16:56:39.204
3	1:13.096	+0.899	16:57:52.300
4	<b>1:12.197</b>		16:59:04.497
5	1:13.021	+0.824	17:00:17.518
6	1:13.381	+1.184	17:01:30.899
7	1:13.306	+1.109	17:02:44.205
8	1:12.932	+0.735	17:03:57.137
9	1:13.212	+1.015	17:05:10.349

Lap	Lap Tm	Diff	Time of Day
<b>(67) Declan NOBLE</b>			
1	1:14.555	+2.294	16:55:26.032
2	1:13.036	+0.775	16:56:39.068
3	1:13.347	+1.086	16:57:52.415
4	<b>1:12.261</b>		16:59:04.676
5	1:12.975	+0.714	17:00:17.651
6	1:13.249	+0.988	17:01:30.900
7	1:13.592	+1.331	17:02:44.492
8	1:13.044	+0.783	17:03:57.536
9	1:12.901	+0.640	17:05:10.437

Lap	Lap Tm	Diff	Time of Day
<b>(90) Sophie CAMPBELL</b>			
1	1:13.971	+1.614	16:55:25.042
2	1:13.624	+1.267	16:56:38.666
3	1:13.141	+0.784	16:57:51.807
4	<b>1:12.357</b>		16:59:04.164
5	1:13.047	+0.690	17:00:17.211
6	1:13.311	+0.954	17:01:30.522
7	1:13.392	+1.035	17:02:43.914
8	1:15.549	+3.192	17:03:59.463
9	1:13.677	+1.320	17:05:13.140

Lap	Lap Tm	Diff	Time of Day
<b>(11) Ryan ARTHUR</b>			
1	1:16.671	+2.857	16:55:28.522
2	1:14.825	+1.011	16:56:43.347
3	1:14.353	+0.539	16:57:57.700
4	1:14.474	+0.660	16:59:12.174
5	<b>1:13.814</b>		17:00:25.988
6	1:13.971	+0.157	17:01:39.959
7	1:15.212	+1.398	17:02:55.171
8	1:13.961	+0.147	17:04:09.132
9	1:14.167	+0.353	17:05:23.299

Lap	Lap Tm	Diff	Time of Day
<b>(94) James LOGAN</b>			
1	1:17.254	+3.093	16:55:28.414
2	1:15.468	+1.307	16:56:43.882
3	<b>1:14.161</b>		16:57:58.043
4	1:14.630	+0.469	16:59:12.673
5	1:15.124	+0.963	17:00:27.797
6	1:14.621	+0.460	17:01:42.418
7	1:14.259	+0.098	17:02:56.677
8	1:14.996	+0.835	17:04:11.673
9	1:15.886	+1.725	17:05:27.559

Clerk of the Course - Paul Fullerton

Orbits

Timekeepers - David Barr & Keith Mason

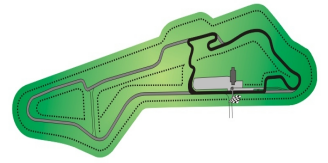
Results remain provisional until conclusion of technical/judicial matters

Signed: (Chief Timekeeper)





# Official Results



## Round 5, NI Karting Championships

Junior/Mini Max

BishopsCourt Intermediate Circuit 0.951 miles

Junior Max Day Points

Pos	No.	Name	Total points	R1.	R2.	R3.	R4.	Overall BestTm
1	33	Pearse MURTAGH	135	20	25	50	40	1:00.174
2	72	Gavin DEWART	124	16	18	40	50	1:00.647
3	46	Bobby Joe McFALL	107	25	20	36	26	1:00.058
4	34	Peter GILLILAND	93	15	16	26	36	1:00.792
5	31	Aaron WALKER	86	12	14	32	28	1:01.116
6	14	Carter KELLY	86	18	12	24	32	1:01.502
7	37	Steve MONTGOMERY	84	13	13	28	30	1:01.781
8	36	Joe GARDINER	83	14	15	30	24	1:01.711

Clerk of the Course - Paul Fullerton

Orbits

Timekeepers - David Barr & Keith Mason

Results remain provisional until conclusion of technical/judicial matters

Signed:

(Chief Timekeeper)

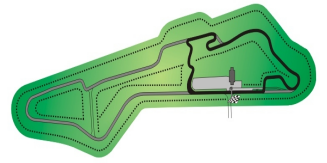
Printed: 09/10/2021 17:43:07



motor  
sport  
UK



Official Results



Round 5, NI Karting Championships

Junior/Mini Max

Bishops Court Intermediate Circuit 0.951 miles

Mini Max Day Points

Pos	No.	Name	Total points	R1.	R2.	R3.	R4.	Overall BestTm
1	55	Dennis CHERRY	140	20	20	50	50	1:07.543
2	87	Garron DONNELLY	130	25	25	40	40	1:05.042

Clerk of the Course - Paul Fullerton

Orbits

Timekeepers - David Barr & Keith Mason

Results remain provisional until conclusion of technical/judicial matters

Signed:

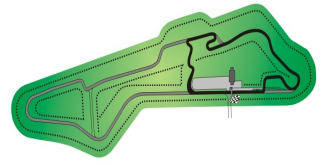
(Chief Timekeeper)

Printed: 09/10/2021 17:42:42





Official Results



Round 5, NI Karting Championships

Sorted on Laps

Senior Max

Bishopscourt Immediate Circuit 0.951 miles

Final

09/10/2021 15:55

Race (9:00 and 1 Laps) started at 16:38:54

Pos	No.	Name	Laps	Total Tm	Diff	Gap	Best Tm	In Lap	2nd Best	Avg Tm
1	26	Daniel CONLON	11	10:54.052			59.209	4	59.213	59.459
2	43	Ben McFALL	11	10:54.158	0.106	0.106	59.037	3	59.058	59.467
3	12	Johnny CLYDE	11	11:10.125	16.073	15.967	1:00.324	2	1:00.403	1:00.893
4	84	James GILLILAND	11	11:10.317	16.265	0.192	1:00.333	3	1:00.532	1:00.900
5	22	Paul PRENTICE	11	11:11.344	17.292	1.027	1:00.253	2	1:00.559	1:00.963
6	NW	Simon ALLEN	8	8:11.104	3 Laps	3 Laps	1:00.374	3	1:00.496	1:01.300

Announcements

Track Temperature: 20.1°C

Margin of Victory	Avg. Speed	Best Lap Tm	Best Speed	Best Lap by
0.106	57.579	59.037	57.991	43 - Ben McFALL

Clerk of the Course - Paul Fullerton

Orbits

Timekeepers - David Barr & Keith Mason

Results remain provisional until conclusion of technical/judicial matters

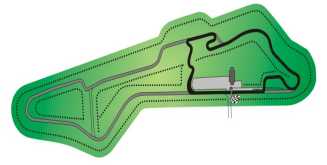
Signed:

Chief Timekeeper

Printed: 09/10/2021 16:50:46







Round 5, NI Karting Championships

Senior Max

Bishopscourt Immediate Circuit 0.951 miles

Final

09/10/2021 15:55

Race (9:00 and 1 Laps) started at 16:38:54

Lap	Lap Tm	Diff	Time of Day
<b>(26) Daniel CONLON</b>			
1	1:00.817	+1.608	16:39:55.249
2	59.373	+0.164	16:40:54.622
3	59.329	+0.120	16:41:53.951
4	<b>59.209</b>		16:42:53.160
5	59.320	+0.111	16:43:52.480
6	59.213	+0.004	16:44:51.693
7	59.379	+0.170	16:45:51.072
8	59.241	+0.032	16:46:50.313
9	59.289	+0.080	16:47:49.602
10	59.590	+0.381	16:48:49.192
11	59.292	+0.083	16:49:48.484

<b>(43) Ben McFALL</b>			
1	1:01.360	+2.323	16:39:55.805
2	59.498	+0.461	16:40:55.303
3	<b>59.037</b>		16:41:54.340
4	59.233	+0.196	16:42:53.573
5	59.353	+0.316	16:43:52.926
6	59.150	+0.113	16:44:52.076
7	59.189	+0.152	16:45:51.265
8	59.337	+0.300	16:46:50.602
9	59.132	+0.095	16:47:49.734
10	59.798	+0.761	16:48:49.532
11	59.058	+0.021	16:49:48.590

<b>(12) Johnny CLYDE</b>			
1	1:01.637	+1.313	16:39:56.369
2	<b>1:00.324</b>		16:40:56.693
3	1:00.737	+0.413	16:41:57.430
4	1:01.007	+0.683	16:42:58.437
5	1:00.403	+0.079	16:43:58.840
6	1:00.960	+0.636	16:44:59.800
7	1:01.051	+0.727	16:46:00.851
8	1:01.446	+1.122	16:47:02.297
9	1:00.871	+0.547	16:48:03.168
10	1:00.827	+0.503	16:49:03.995
11	1:00.562	+0.238	16:50:04.557

<b>(84) James GILLILAND</b>			
1	1:01.853	+1.520	16:39:56.698
2	1:00.652	+0.319	16:40:57.350
3	<b>1:00.333</b>		16:41:57.683
4	1:00.532	+0.199	16:42:58.215
5	1:00.790	+0.457	16:43:59.005
6	1:00.969	+0.636	16:44:59.974
7	1:00.971	+0.638	16:46:00.945
8	1:01.477	+1.144	16:47:02.422
9	1:00.861	+0.528	16:48:03.283
10	1:00.908	+0.575	16:49:04.191
11	1:00.558	+0.225	16:50:04.749

<b>(22) Paul PRENTICE</b>			
1	1:02.472	+2.219	16:39:57.646
2	<b>1:00.253</b>		16:40:57.899
3	1:00.620	+0.367	16:41:58.519
4	1:00.847	+0.594	16:42:59.366
5	1:00.559	+0.306	16:43:59.925
6	1:00.902	+0.649	16:45:00.827
7	1:00.736	+0.483	16:46:01.563
8	1:01.610	+1.357	16:47:03.173
9	1:00.625	+0.372	16:48:03.798
10	1:00.910	+0.657	16:49:04.708
11	1:01.068	+0.815	16:50:05.776

Lap	Lap Tm	Diff	Time of Day
<b>(NW) Simon ALLEN</b>			
1	1:02.136	+1.762	16:39:57.269
2	1:00.496	+0.122	16:40:57.765
3	<b>1:00.374</b>		16:41:58.139
4	1:00.641	+0.267	16:42:58.780
5	1:00.637	+0.263	16:43:59.417
6	1:00.832	+0.458	16:45:00.249
7	1:00.905	+0.531	16:46:01.154
8	1:04.382	+4.008	16:47:05.536

Lap	Lap Tm	Diff	Time of Day
-----	--------	------	-------------

Clerk of the Course - Paul Fullerton

Orbits

Timekeepers - David Barr & Keith Mason

Results remain provisional until conclusion of technical/judicial matters

Signed:

(Chief Timekeeper)