



500MRCI March Race Meeting


Fiesta Zetec

Kirkistown 500 MRCI 1.512 miles

Qualifying

26/03/2022 09:30

Qualifying started at 9:43:33



Lap	Lap Tm	Diff	Time of Day
(97) Neville Anderson			
1	1:17.449	+0.885	9:46:21.509
2	1:16.859	+0.295	9:47:38.368
3	1:17.025	+0.461	9:48:55.393
4	1:16.859	+0.295	9:50:12.252
5	1:16.668	+0.104	9:51:28.920
6	1:16.953	+0.389	9:52:45.873
7	1:16.564		9:54:02.437
(49) Michael Graham			
1	1:17.215	+0.636	9:46:18.465
2	1:16.708	+0.129	9:47:35.173
3	1:16.936	+0.357	9:48:52.109
4	1:16.579		9:50:08.688
5	1:16.977	+0.398	9:51:25.665
6	1:17.181	+0.602	9:52:42.846
7	1:16.918	+0.339	9:53:59.764
(11) Paul Stewart			
1	1:17.652	+0.891	9:46:22.954
2	1:17.695	+0.934	9:47:40.649
3	1:17.178	+0.417	9:48:57.827
4	1:16.761		9:50:14.588
5	1:16.803	+0.042	9:51:31.391
6	1:16.815	+0.054	9:52:48.206
7	1:16.886	+0.125	9:54:05.092
(76) Derek Graham			
1	1:17.118	+0.214	9:46:16.771
2	1:17.273	+0.369	9:47:34.044
3	1:16.904		9:48:50.948
4	1:18.267	+1.363	9:50:09.215
5	1:17.005	+0.101	9:51:26.220
6	1:17.210	+0.306	9:52:43.430
7	1:24.710	+7.806	9:54:08.140
(28) Stephen Walker			
1	1:18.741	+1.091	9:46:58.267
2	1:19.030	+1.380	9:48:17.297
3	1:17.997	+0.347	9:49:35.294
4	1:17.650		9:50:52.944
5	1:17.707	+0.057	9:52:10.651
6	1:18.371	+0.721	9:53:29.022
7	1:17.943	+0.293	9:54:46.965
(777) Chris Rooney			
1	1:19.094	+1.078	9:46:52.416
2	1:21.625	+3.609	9:48:14.041
3	1:18.939	+0.923	9:49:32.980
4	1:18.736	+0.720	9:50:51.716
5	1:19.220	+1.204	9:52:10.936
6	1:18.679	+0.663	9:53:29.615
7	1:18.016		9:54:47.631
(29) Henry White			
1	1:19.584	+1.113	9:47:01.686
2	1:19.081	+0.610	9:48:20.767
3	1:18.471		9:49:39.238
4	1:19.369	+0.898	9:50:58.607
5	1:18.850	+0.379	9:52:17.457
6	1:18.994	+0.523	9:53:36.451
(19) Dan Keelan			
1	1:18.671		9:46:34.630
2	1:18.761	+0.090	9:47:53.391
3	1:18.721	+0.050	9:49:12.112
4	1:18.824	+0.153	9:50:30.936
5	1:19.247	+0.576	9:51:50.183
6	1:18.979	+0.308	9:53:09.162
(411) Dale Singleton			
1	1:21.260	+2.093	9:46:37.331
2	1:19.643	+0.476	9:47:56.974

Lap	Lap Tm	Diff	Time of Day
3	1:19.938	+0.771	9:49:16.912
4	1:20.134	+0.967	9:50:37.046
5	1:19.425	+0.258	9:51:56.471
6	1:19.329	+0.162	9:53:15.800
7	1:19.167		9:54:34.967
(12) Roy Smyth			
1	1:21.129	+1.954	9:47:02.032
2	1:20.617	+1.442	9:48:22.649
3	1:19.665	+0.490	9:49:42.314
4	1:19.634	+0.459	9:51:01.948
5	1:19.513	+0.338	9:52:21.461
6	1:19.175		9:53:40.636
(8) Michael Mulholland			
1	1:21.076	+1.868	9:46:33.383
2	1:21.483	+2.275	9:47:54.866
3	1:19.985	+0.777	9:49:14.851
4	1:20.205	+0.997	9:50:35.056
5	1:22.480	+3.272	9:51:57.536
6	1:19.751	+0.543	9:53:17.287
7	1:19.208		9:54:36.495
(82) Craig Brown			
1	1:19.223	+0.007	9:46:37.525
2	1:19.668	+0.452	9:47:57.193
3	1:19.695	+0.479	9:49:16.888
4	1:19.496	+0.280	9:50:36.384
5	1:19.216		9:51:55.600
6	1:19.607	+0.391	9:53:15.207
7	1:19.730	+0.514	9:54:34.937
(21) Megan Campbell			
1	1:19.657		9:46:28.730
(86) Gary Moore			
1	1:20.391	+0.455	9:46:58.700
2	1:20.154	+0.218	9:48:18.854
3	1:20.083	+0.147	9:49:38.937
4	1:21.062	+1.126	9:50:59.999
5	1:19.936		9:52:19.935
6	1:20.138	+0.202	9:53:40.073

Results provisional until the conclusion of judicial and technical matters

Orbits

Chief Timekeeper: D.Bradfield

Clerk of the Course:

Live timing available at timing.rhwright.co.uk

www.mylaps.com

Licensed to: R.H.Wright Timing



500MRCI March Race Meeting

Sorted on best lap time

Fiesta Zetec

Kirkistown 500 MRCI 1.512 miles

Qualifying

26/03/2022 09:30

Qualifying started at 9:43:33

Pos	No.	Name	Make	Best Tm	Diff	In Lap	Best Speed	2nd Best	2nd Lap
1	97	Neville Anderson	1.2 Ford Fiesta	1:16.564		7	71.091	1:16.668	5
2	49	Michael Graham	1.2 Ford Fiesta	1:16.579	0.015	4	71.077	1:16.708	2
3	11	Paul Stewart	1.2 Ford Fiesta	1:16.761	0.197	4	70.909	1:16.803	5
4	76	Derek Graham	1.2 Ford Fiesta	1:16.904	0.340	3	70.777	1:17.005	5
5	28	Stephen Walker	1.2 Ford Fiesta	1:17.650	1.086	4	70.097	1:17.707	5
6	777	Chris Rooney	1.2 Ford Fiesta	1:18.016	1.452	7	69.768	1:18.679	6
7	29	Henry White	1.2 Ford Fiesta	1:18.471	1.907	3	69.363	1:18.850	5
8	19	Dan Keelan	1.2 Ford Fiesta	1:18.671	2.107	1	69.187	1:18.721	3
9	411	Dale Singleton	1.2 Ford Fiesta	1:19.167	2.603	7	68.754	1:19.329	6
10	12	Roy Smyth	1.2 Ford Fiesta	1:19.175	2.611	6	68.747	1:19.513	5
11	8	Michael Mulholland	1.2 Ford Fiesta	1:19.208	2.644	7	68.718	1:19.751	6
12	82	Craig Brown	1.2 Ford Fiesta	1:19.216	2.652	5	68.711	1:19.223	1
13	21	Megan Campbell	1.2 Ford Fiesta	1:19.657	3.093	1	68.331		0
14	86	Gary Moore	1.2 Ford Fiesta	1:19.936	3.372	5	68.092	1:20.083	3
15	54	Colm Barrable	1.2 Ford Fiesta			0	-		0

Results provisional until the conclusion of judicial and technical matters

Orbits

Chief Timekeeper: D.Bradfield

Clerk of the Course:

Live timing available at timing.rhwright.co.uk

www.mylaps.com

Licensed to: R.H.Wright Timing



500MRCI March Race Meeting

Fiesta Zetec

Kirkistown 500 MRCI 1.512 miles

Race 1 (R4)

26/03/2022 12:25

Race (12:00 and 1 Laps) started at 12:33:26

Lap	Lap Tm	Diff	Time of Day
(76) Derek Graham			
1	1:23.012	+6.168	12:34:52.239
2	1:16.936	+0.092	12:36:09.175
3	1:18.362	+1.518	12:37:27.537
4	1:17.422	+0.578	12:38:44.959
5	1:17.685	+0.841	12:40:02.644
6	1:17.088	+0.244	12:41:19.732
7	1:16.844		12:42:36.576
8	1:16.848	+0.004	12:43:53.424
9	1:17.000	+0.156	12:45:10.424
10	1:18.029	+1.185	12:46:28.453
11	1:18.067	+1.223	12:47:46.520

Lap	Lap Tm	Diff	Time of Day
(49) Michael Graham			
1	1:23.808	+6.857	12:34:52.482
2	1:17.235	+0.284	12:36:09.717
3	1:17.614	+0.663	12:37:27.331
4	1:17.988	+1.037	12:38:45.319
5	1:17.700	+0.749	12:40:03.019
6	1:17.955	+1.004	12:41:20.974
7	1:19.416	+2.465	12:42:40.390
8	1:17.097	+0.146	12:43:57.487
9	1:17.114	+0.163	12:45:14.601
10	1:16.951		12:46:31.552
11	1:17.048	+0.097	12:47:48.600

Lap	Lap Tm	Diff	Time of Day
(97) Neville Anderson			
1	1:25.156	+8.171	12:34:52.295
2	1:17.241	+0.256	12:36:09.536
3	1:17.408	+0.423	12:37:26.944
4	1:17.433	+0.448	12:38:44.377
5	1:17.673	+0.688	12:40:02.050
6	1:17.099	+0.114	12:41:19.149
7	1:17.055	+0.070	12:42:36.204
8	1:16.985		12:43:53.189
9	1:17.186	+0.201	12:45:10.375
10	1:17.970	+0.985	12:46:28.345
11	1:17.868	+0.883	12:47:46.213

Lap	Lap Tm	Diff	Time of Day
(11) Paul Stewart			
1	1:23.184	+5.916	12:34:51.420
2	1:17.483	+0.215	12:36:08.903
3	1:18.210	+0.942	12:37:27.113
4	1:17.460	+0.192	12:38:44.573
5	1:18.479	+1.211	12:40:03.052
6	1:17.953	+0.685	12:41:21.005
7	1:17.968	+0.700	12:42:38.973
8	1:17.465	+0.197	12:43:56.438
9	1:17.268		12:45:13.706
10	1:17.335	+0.067	12:46:31.041
11	1:17.529	+0.261	12:47:48.570

Lap	Lap Tm	Diff	Time of Day
(19) Dan Keelan			
1	1:23.104	+4.862	12:34:53.867
2	1:18.242		12:36:12.109
3	1:18.459	+0.217	12:37:30.568
4	1:18.614	+0.372	12:38:49.182
5	1:18.951	+0.709	12:40:08.133
6	1:18.819	+0.577	12:41:26.952
7	1:18.797	+0.555	12:42:45.749
8	1:18.697	+0.455	12:44:04.446
9	1:18.622	+0.380	12:45:23.068
10	1:18.850	+0.608	12:46:41.918
11	1:18.982	+0.740	12:48:00.900

Lap	Lap Tm	Diff	Time of Day
(82) Craig Brown			
1	1:23.289	+4.766	12:34:54.811
2	1:18.575	+0.052	12:36:13.386
3	1:18.687	+0.164	12:37:32.073
4	1:18.681	+0.158	12:38:50.754
5	1:18.733	+0.210	12:40:09.487
6	1:19.779	+1.256	12:41:29.266
7	1:18.523		12:42:47.789

Lap	Lap Tm	Diff	Time of Day
8	1:18.565	+0.042	12:44:06.354
9	1:19.387	+0.864	12:45:25.741
10	1:18.640	+0.117	12:46:44.381
11	1:18.708	+0.185	12:48:03.089

Lap	Lap Tm	Diff	Time of Day
(77) Chris Rooney			
1	1:26.497	+8.819	12:34:56.535
2	1:18.840	+1.162	12:36:15.375
3	1:18.055	+0.377	12:37:33.430
4	1:18.327	+0.649	12:38:51.757
5	1:17.678		12:40:09.435
6	1:20.819	+3.141	12:41:30.254
7	1:18.162	+0.484	12:42:48.416
8	1:17.887	+0.209	12:44:06.303
9	1:20.385	+2.707	12:45:26.688
10	1:18.301	+0.623	12:46:44.989
11	1:20.619	+2.941	12:48:05.608

Lap	Lap Tm	Diff	Time of Day
(29) Henry White			
1	1:25.917	+7.358	12:34:57.161
2	1:20.506	+1.947	12:36:17.667
3	1:18.687	+0.128	12:37:36.354
4	1:18.701	+0.142	12:38:55.055
5	1:20.250	+1.691	12:40:15.305
6	1:18.702	+0.143	12:41:34.007
7	1:18.559		12:42:52.566
8	1:18.743	+0.184	12:44:11.309
9	1:18.928	+0.369	12:45:30.237
10	1:18.676	+0.117	12:46:48.913
11	1:19.030	+0.471	12:48:07.943

Lap	Lap Tm	Diff	Time of Day
(8) Michael Mulholland			
1	1:27.196	+7.245	12:34:59.280
2	1:21.267	+1.316	12:36:20.547
3	1:21.736	+1.785	12:37:42.283
4	1:25.657	+5.706	12:39:07.940
5	1:21.113	+1.162	12:40:29.053
6	1:20.095	+0.144	12:41:49.148
7	1:19.966	+0.015	12:43:09.114
8	1:19.951		12:44:29.065
9	1:20.138	+0.187	12:45:49.203
10	1:20.307	+0.356	12:47:09.510
11	1:21.002	+1.051	12:48:30.512

Lap	Lap Tm	Diff	Time of Day
(28) Stephen Walker			
1	1:28.053	+9.850	12:34:58.271
2	1:19.807	+1.604	12:36:18.078
3	1:22.313	+4.110	12:37:40.391
4	1:40.382	+22.179	12:39:20.773
5	1:19.674	+1.471	12:40:40.447
6	1:18.588	+0.385	12:41:59.035
7	1:18.706	+0.503	12:43:17.741
8	1:18.203		12:44:35.944
9	1:18.234	+0.031	12:45:54.178
10	1:21.295	+3.092	12:47:15.473
11	1:20.110	+1.907	12:48:35.583

Lap	Lap Tm	Diff	Time of Day
(41) Dale Singleton			
1	1:25.268	+4.840	12:34:56.548
2	1:21.125	+0.497	12:36:17.673
3	1:22.872	+2.244	12:37:40.545
4	1:27.265	+6.637	12:39:07.810
5	1:22.685	+2.057	12:40:30.495
6	1:20.660	+0.032	12:41:51.155
7	1:20.623		12:43:11.783
8	1:20.944	+0.316	12:44:32.727
9	1:21.011	+0.383	12:45:53.738
10	1:20.822	+0.194	12:47:14.560
11	1:21.158	+0.530	12:48:35.718

Lap	Lap Tm	Diff	Time of Day
(86) Gary Moore			
1	1:26.434	+6.025	12:34:58.699
2	1:20.996	+0.587	12:36:19.695
3	1:21.974	+1.565	12:37:41.669

Results provisional until the conclusion of judicial and technical matters

Orbits

Chief Timekeeper: D.Bradfield

Clerk of the Course:

Live timing available at timing.rhwright.co.uk

www.mylaps.com

Licensed to: R.H.Wright Timing



R.H.Wright Timing

500MRCI March Race Meeting

Sorted on Laps

Fiesta Zetec

Kirkistown 500 MRCI 1.512 miles

Race 1 (R4)

26/03/2022 12:25

Race (12:00 and 1 Laps) started at 12:33:26

Pos	No.	Name	Make	Laps	Total Tm	Best Tm	Best Speed	In Lap	Avg. Speed
1	76	Derek Graham	1.2 Ford Fiesta	11	14:20.152	1:16.844	70.832	7	69.608
2	49	Michael Graham	1.2 Ford Fiesta	11	14:22.232	1:16.951	70.734	10	69.440
3	97	Neville Anderson	1.2 Ford Fiesta	11	14:29.845	1:16.985	70.702	8	68.832
4	11	Paul Stewart	1.2 Ford Fiesta	11	14:32.202	1:17.268	70.443	9	68.646
5	19	Dan Keelan	1.2 Ford Fiesta	11	14:34.532	1:18.242	69.566	2	68.463
6	82	Craig Brown	1.2 Ford Fiesta	11	14:36.721	1:18.523	69.318	7	68.292
7	777	Chris Rooney	1.2 Ford Fiesta	11	14:39.240	1:17.678	70.072	5	68.097
8	29	Henry White	1.2 Ford Fiesta	11	14:41.575	1:18.559	69.286	7	67.916
9	8	Michael Mulholland	1.2 Ford Fiesta	11	15:04.144	1:19.951	68.079	8	66.221
10	28	Stephen Walker	1.2 Ford Fiesta	11	15:09.215	1:18.203	69.601	8	65.852
11	411	Dale Singleton	1.2 Ford Fiesta	11	15:09.350	1:20.628	67.508	7	65.842
12	86	Gary Moore	1.2 Ford Fiesta	11	15:09.653	1:20.409	67.692	7	65.820
Not classified									
DNF	12	Roy Smyth	1.2 Ford Fiesta	3	4:14.605	1:20.018	68.022	2	64.135
DNF	21	Megan Campbell	1.2 Ford Fiesta		6.540		-	0	-
DNS	54	Colm Barrable	1.2 Ford Fiesta				-	0	-

Announcements

Penalty - Car 11 & 97 +10s - Out of Position Start (Q12.14)

Margin of Victory	Avg. Speed	Best Lap Tm	Best Speed	Best Lap by
2.080	69.608	1:16.844	70.832	76 - Derek Graham

Results provisional until the conclusion of judicial and technical matters

Orbits

Chief Timekeeper: D.Bradfield

Clerk of the Course:

Live timing available at timing.rhwright.co.uk

www.mylaps.com

Licensed to: R.H.Wright Timing

Printed: 26/03/2022 12:49:11



R.H.Wright Timing

500MRCI March Race Meeting

Fiesta Zetec

Kirkistown 500 MRCI 1.512 miles

Race 1 (R3)


26/03/2022 12:05

Race (12:00 and 1 Laps)

8	54
	15
7	21
	13
6	8
	11
5	411
	9
4	29
	7
3	28
	5
2	11
	3
1	97
	1

86
14
82
12
12
10
19
8
777
6
76
4
49
2

POLE POSITION



Results provisional until the conclusion of judicial and technical matters

Orbits

Chief Timekeeper: D.Bradfield

Clerk of the Course:

Live timing available at timing.rhwright.co.uk

www.mylaps.com

Licensed to: R.H.Wright Timing

Printed: 26/03/2022 09:56:12



500MRCI March Race Meeting


Fiesta Zetec

Kirkistown 500 MRCI 1.512 miles

Race 2 (R13)

26/03/2022 16:35

Race (12:00 and 0 Laps) started at 16:57:08



Lap	Lap Tm	Diff	Time of Day
(49) Michael Graham			
1	1:24.022	+7.065	16:58:36.902
2	1:16.957		16:59:53.859
3	1:18.200	+1.243	17:01:12.059
4	1:17.780	+0.823	17:02:29.839
5	1:17.578	+0.621	17:03:47.417
6	1:17.028	+0.071	17:05:04.445
7	1:17.158	+0.201	17:06:21.603
8	1:17.204	+0.247	17:07:38.807
9	1:17.946	+0.989	17:08:56.753
10	1:17.412	+0.455	17:10:14.165
(97) Neville Anderson			
1	1:23.601	+6.989	16:58:36.109
2	1:17.548	+0.936	16:59:53.657
3	1:17.825	+1.213	17:01:11.482
4	1:18.208	+1.596	17:02:29.690
5	1:18.874	+2.262	17:03:48.564
6	1:17.257	+0.645	17:05:05.821
7	1:16.870	+0.258	17:06:22.691
8	1:16.612		17:07:39.303
9	1:17.307	+0.695	17:08:56.610
10	1:17.571	+0.959	17:10:14.181
(11) Paul Stewart			
1	1:23.901	+6.696	16:58:35.727
2	1:17.577	+0.372	16:59:53.304
3	1:18.207	+1.002	17:01:11.511
4	1:18.163	+0.958	17:02:29.674
5	1:19.073	+1.868	17:03:48.747
6	1:17.616	+0.411	17:05:06.363
7	1:17.205		17:06:23.568
8	1:17.470	+0.265	17:07:41.038
9	1:17.642	+0.437	17:08:58.680
10	1:18.120	+0.915	17:10:16.800
(76) Derek Graham			
1	1:23.798	+6.527	16:58:35.549
2	1:17.793	+0.522	16:59:53.342
3	1:18.711	+1.440	17:01:12.053
4	1:18.272	+1.001	17:02:30.325
5	1:18.690	+1.419	17:03:49.015
6	1:17.357	+0.086	17:05:06.372
7	1:17.271		17:06:23.643
8	1:17.660	+0.389	17:07:41.303
9	1:17.385	+0.114	17:08:58.688
10	1:18.137	+0.866	17:10:16.825
(19) Dan Keelan			
1	1:23.925	+5.814	16:58:37.001
2	1:18.466	+0.355	16:59:55.467
3	1:18.500	+0.389	17:01:13.967
4	1:18.333	+0.222	17:02:32.300
5	1:18.111		17:03:50.411
6	1:18.535	+0.424	17:05:08.946
7	1:18.543	+0.432	17:06:27.489
8	1:18.746	+0.635	17:07:46.235
9	1:18.742	+0.631	17:09:04.977
10	1:19.470	+1.359	17:10:24.447
(21) Megan Campbell			
1	1:24.224	+6.222	16:58:38.630
2	1:20.855	+2.853	16:59:59.485
3	1:18.799	+0.797	17:01:18.284
4	1:18.002		17:02:36.286
5	1:18.663	+0.661	17:03:54.949
6	1:18.772	+0.770	17:05:13.721
7	1:18.492	+0.490	17:06:32.213
8	1:18.635	+0.633	17:07:50.848
9	1:18.288	+0.286	17:09:09.136
10	1:18.629	+0.627	17:10:27.765
(28) Stephen Walker			

Lap	Lap Tm	Diff	Time of Day
1	1:26.964	+8.559	16:58:38.066
2	1:20.253	+1.848	16:59:58.319
3	1:19.278	+0.873	17:01:17.597
4	1:18.499	+0.094	17:02:36.096
5	1:19.358	+0.953	17:03:55.454
6	1:18.556	+0.151	17:05:14.010
7	1:18.511	+0.106	17:06:32.521
8	1:18.814	+0.409	17:07:51.335
9	1:18.405		17:09:09.740
10	1:18.558	+0.153	17:10:28.298
(29) Henry White			
1	1:26.629	+8.598	16:58:40.255
2	1:19.716	+1.685	16:59:59.971
3	1:20.519	+2.488	17:01:20.490
4	1:18.031		17:02:38.521
5	1:19.414	+1.383	17:03:57.935
6	1:18.682	+0.651	17:05:16.617
7	1:18.953	+0.922	17:06:35.570
8	1:18.765	+0.734	17:07:54.335
9	1:18.979	+0.948	17:09:13.314
10	1:18.941	+0.910	17:10:32.255
(411) Dale Singleton			
1	1:24.670	+6.057	16:58:38.470
2	1:21.314	+2.701	16:59:59.784
3	1:19.407	+0.794	17:01:19.191
4	1:19.219	+0.606	17:02:38.410
5	1:20.803	+2.190	17:03:59.213
6	1:18.977	+0.364	17:05:18.190
7	1:18.613		17:06:36.803
8	1:19.299	+0.686	17:07:56.102
9	1:18.875	+0.262	17:09:14.977
10	1:19.876	+1.263	17:10:34.853
(8) Michael Mulholland			
1	1:27.574	+8.215	16:58:41.848
2	1:20.797	+1.438	17:00:02.645
3	1:20.638	+1.279	17:01:23.283
4	1:22.657	+3.298	17:02:45.940
5	1:19.359		17:04:05.299
6	1:19.773	+0.414	17:05:25.072
7	1:19.963	+0.604	17:06:45.035
8	1:19.468	+0.109	17:08:04.503
9	1:20.039	+0.680	17:09:24.542
10	1:20.125	+0.766	17:10:44.667
(86) Gary Moore			
1	1:25.543	+5.628	16:58:41.167
2	1:20.996	+1.081	17:00:02.163
3	1:20.806	+0.891	17:01:22.969
4	1:20.572	+0.657	17:02:43.541
5	1:20.478	+0.563	17:04:04.019
6	1:20.687	+0.772	17:05:24.706
7	1:20.788	+0.873	17:06:45.494
8	1:20.560	+0.645	17:08:06.054
9	1:19.915		17:09:25.969
10	1:20.455	+0.540	17:10:46.424
(82) Craig Brown			
1	1:24.645	+4.635	16:58:39.443
2	1:20.010		16:59:59.453
3	1:23.563	+3.553	17:01:23.016

Results provisional until the conclusion of judicial and technical matters

Orbits

Chief Timekeeper: D.Bradfield

Clerk of the Course:

Live timing available at timing.rhwright.co.uk

www.mylaps.com

Licensed to: R.H.Wright Timing



500MRCI March Race Meeting

Sorted on Laps

Fiesta Zetec

Kirkistown 500 MRCI 1.512 miles

Race 2 (R13)

26/03/2022 16:35

Race (12:00 and 0 Laps) started at 16:57:08

Pos	No.	Name	Make	Laps	Total Tm	Best Tm	Best Speed	In Lap	Avg. Speed
1	49	Michael Graham	1.2 Ford Fiesta	10	13:05.199	1:16.957	70.728	2	69.320
2	97	Neville Anderson	1.2 Ford Fiesta	10	13:05.215	1:16.612	71.047	8	69.319
3	11	Paul Stewart	1.2 Ford Fiesta	10	13:07.834	1:17.205	70.501	7	69.088
4	76	Derek Graham	1.2 Ford Fiesta	10	13:07.859	1:17.271	70.441	7	69.086
5	19	Dan Keelan	1.2 Ford Fiesta	10	13:15.481	1:18.111	69.683	5	68.424
6	21	Megan Campbell	1.2 Ford Fiesta	10	13:18.799	1:18.002	69.781	4	68.140
7	28	Stephen Walker	1.2 Ford Fiesta	10	13:19.332	1:18.405	69.422	9	68.095
8	29	Henry White	1.2 Ford Fiesta	10	13:23.289	1:18.031	69.755	4	67.759
9	411	Dale Singleton	1.2 Ford Fiesta	10	13:25.887	1:18.613	69.238	7	67.541
10	8	Michael Mulholland	1.2 Ford Fiesta	10	13:35.701	1:19.359	68.587	5	66.728
11	86	Gary Moore	1.2 Ford Fiesta	10	13:37.458	1:19.915	68.110	9	66.585
Not classified									
DNF	82	Craig Brown	1.2 Ford Fiesta	3	4:14.050	1:20.010	68.029	2	64.275
DNS	777	Chris Rooney	1.2 Ford Fiesta				-	0	-
DNS	12	Roy Smyth	1.2 Ford Fiesta				-	0	-
DNS	54	Colm Barrable	1.2 Ford Fiesta				-	0	-

Margin of Victory	Avg. Speed	Best Lap Tm	Best Speed	Best Lap by
0.016	69.320	1:16.612	71.047	97 - Neville Anderson

Results provisional until the conclusion of judicial and technical matters

Orbits

Chief Timekeeper: D.Bradfield

Clerk of the Course:

Live timing available at timing.rhwright.co.uk

www.mylaps.com

Licensed to: R.H.Wright Timing

Printed: 26/03/2022 17:12:31



500MRCI March Race Meeting

Fiesta Zetec

Kirkistown 500 MRCI 1.512 miles

Race 2 (R13)

26/03/2022 16:35

Race (12:00 and 1 Laps)

8

54

15

7

21

13

6

8

11

5

411

9

4

29

7

3

49

5

2

76

3

1

777

1

POLE POSITION

86

14

82

12

12

10

19

8

97

6

11

4

28

2

Results provisional until the conclusion of judicial and technical matters

Orbits

Chief Timekeeper: D.Bradfield

Clerk of the Course:

Live timing available at timing.rhwright.co.uk

www.mylaps.com

Licensed to: R.H.Wright Timing



500MRCI March Race Meeting


Formula Ford 1600

Kirkistown 500 MRCI 1.512 miles

Qualifying

26/03/2022 10:30

Qualifying started at 10:34:21



Lap	Lap Tm	Diff	Time of Day
(55) Noel Robinson			
1	1:02.548	+1.455	10:36:28.940
2	1:01.626	+0.533	10:37:30.566
3	1:01.335	+0.242	10:38:31.901
4	1:01.240	+0.147	10:39:33.141
5	1:01.093		10:40:34.234
6	1:01.109	+0.016	10:41:35.343
7	1:14.032	+12.939	10:42:49.375
8	1:14.437	+13.344	10:44:03.812
(111) Dave Parks			
1	1:01.972	+0.627	10:36:32.543
2	1:01.463	+0.118	10:37:34.006
3	1:01.345		10:38:35.351
4	1:02.000	+0.655	10:39:37.351
5	1:01.360	+0.015	10:40:38.711
6	1:01.842	+0.497	10:41:40.553
7	1:01.624	+0.279	10:42:42.177
8	1:06.232	+4.887	10:43:48.409
9	1:01.982	+0.637	10:44:50.391
(89) Brandon McCaughan			
1	1:02.631	+1.148	10:36:30.512
2	1:02.388	+0.905	10:37:32.900
3	1:03.022	+1.539	10:38:35.922
4	1:01.778	+0.295	10:39:37.700
5	1:02.091	+0.608	10:40:39.791
6	1:01.746	+0.263	10:41:41.537
7	1:01.483		10:42:43.020
8	1:02.827	+1.344	10:43:45.847
9	1:02.125	+0.642	10:44:47.972
(39) Rob Parks			
1	1:04.372	+2.694	10:37:05.969
2	1:02.534	+0.856	10:38:08.503
3	1:02.524	+0.846	10:39:11.027
4	1:02.050	+0.372	10:40:13.077
5	1:01.678		10:41:14.755
6	1:01.772	+0.094	10:42:16.527
7	1:01.858	+0.180	10:43:18.385
8	1:01.872	+0.194	10:44:20.257
9	1:02.963	+1.285	10:45:23.220
(18) Alan Davidson			
1	1:03.383	+0.985	10:36:57.920
2	1:02.881	+0.483	10:38:00.801
3	1:02.854	+0.456	10:39:03.655
4	1:02.539	+0.141	10:40:06.194
5	1:02.650	+0.252	10:41:08.844
6	1:02.508	+0.110	10:42:11.352
7	1:02.498	+0.100	10:43:13.850
8	1:02.398		10:44:16.248
9	1:02.426	+0.028	10:45:18.674
(90) Henry Campbell			
1	1:06.417	+2.218	10:36:48.950
2	1:05.726	+1.527	10:37:54.676
3	1:05.277	+1.078	10:38:59.953
4	1:04.634	+0.435	10:40:04.587
5	1:04.978	+0.779	10:41:09.565
6	1:04.925	+0.726	10:42:14.490
7	1:04.612	+0.413	10:43:19.102
8	1:04.199		10:44:23.301
9	1:04.342	+0.143	10:45:27.643
(5) Paul McMoran			
1	1:07.433	+2.517	10:37:00.343
2	1:05.543	+0.627	10:38:05.886
3	1:05.919	+1.003	10:39:11.805
4	1:04.916		10:40:16.721
5	1:05.351	+0.435	10:41:22.072
6	1:05.288	+0.372	10:42:27.360
7	1:05.438	+0.522	10:43:32.798

Lap	Lap Tm	Diff	Time of Day
8	1:05.160	+0.244	10:44:37.958
(49) Giovanni Romagnoli			
1	1:12.325	+4.581	10:37:06.730
2	1:09.093	+1.349	10:38:15.823
p3	3:07.869	+2:00.125	10:41:23.692
4	1:13.426	+5.682	10:42:37.118
5	1:07.744		10:43:44.862
6	1:08.096	+0.352	10:44:52.958

Results provisional until the conclusion of judicial and technical matters

Orbits

Chief Timekeeper: D.Bradfield

Clerk of the Course:

Live timing available at timing.rhwright.co.uk

www.mylaps.com

Licensed to: R.H.Wright Timing



R.H.Wright Timing

500MRCI March Race Meeting

Sorted on best lap time

Formula Ford 1600

Kirkistown 500 MRCI 1.512 miles

Qualifying

26/03/2022 10:30

Qualifying started at 10:34:21

Pos	No.	Name	Make	Best Tm	Diff	In Lap	Best Speed	2nd Best	2nd Lap
1	55	Noel Robinson	Van Diemen JL012	1:01.093		5	89.094	1:01.109	6
2	111	Dave Parks	Ray GR07	1:01.345	0.252	3	88.728	1:01.360	5
3	89	Brandon McCaughan	Mondiale M89S	1:01.483	0.390	7	88.529	1:01.746	6
4	39	Rob Parks	Ray GR14	1:01.678	0.585	5	88.249	1:01.772	6
5	18	Alan Davidson	Mondiale M89S	1:02.398	1.305	8	87.231	1:02.426	9
6	90	Henry Campbell	Reynard	1:04.199	3.106	8	84.784	1:04.342	9
7	5	Paul McMorran	Crossle 20F	1:04.916	3.823	4	83.847	1:05.160	8
8	49	Giovanni Romagnoli	Nomad Maranello	1:07.744	6.651	5	80.347	1:08.096	6
9	28	David McCullough	Van Diemen RF01			0	-		0
10	33	Robert Johnston	Ray GR22			0	-		0

Results provisional until the conclusion of judicial and technical matters

Orbits

Chief Timekeeper: D.Bradfield

Clerk of the Course:

Live timing available at timing.rhwright.co.uk

www.mylaps.com

Licensed to: R.H.Wright Timing

Printed: 26/03/2022 10:46:26



500MRCI March Race Meeting


Formula Ford 1600

Kirkistown 500 MRCI 1.512 miles

Race 1 (R7)

26/03/2022 13:50

Race (12:00 and 1 Laps) started at 13:53:51



Lap	Lap Tm	Diff	Time of Day
(28) David McCullough			
1	1:06.744	+5.182	13:55:01.852
2	1:06.617	+5.055	13:56:08.469
3	1:02.332	+0.770	13:57:10.801
4	1:02.154	+0.592	13:58:12.955
5	1:02.380	+0.818	13:59:15.335
6	1:02.107	+0.545	14:00:17.442
7	1:01.613	+0.051	14:01:19.055
8	1:01.562		14:02:20.617
9	1:02.053	+0.491	14:03:22.670
10	1:01.685	+0.123	14:04:24.355
11	1:02.034	+0.472	14:05:26.389
12	1:02.467	+0.905	14:06:28.856
13	1:02.972	+1.410	14:07:31.828

(39) Rob Parks			
1	1:08.268	+6.326	13:55:02.085
2	1:04.120	+2.178	13:56:06.205
3	1:03.219	+1.277	13:57:09.424
4	1:03.072	+1.130	13:58:12.496
5	1:02.808	+0.866	13:59:15.304
6	1:02.448	+0.506	14:00:17.752
7	1:02.223	+0.281	14:01:19.975
8	1:01.942		14:02:21.917
9	1:02.306	+0.364	14:03:24.223
10	1:02.419	+0.477	14:04:26.642
11	1:02.387	+0.445	14:05:29.029
12	1:02.898	+0.956	14:06:31.927
13	1:02.188	+0.246	14:07:34.115

(55) Noel Robinson			
1	1:07.723	+5.494	13:55:00.807
2	1:02.511	+0.282	13:56:03.318
3	1:02.540	+0.311	13:57:05.858
4	1:02.541	+0.312	13:58:08.399
5	1:02.341	+0.112	13:59:10.740
6	1:02.318	+0.089	14:00:13.058
7	1:02.402	+0.173	14:01:15.460
8	1:02.253	+0.024	14:02:17.713
9	1:06.118	+3.889	14:03:23.831
10	1:02.977	+0.748	14:04:26.808
11	1:02.555	+0.326	14:05:29.363
12	1:02.980	+0.751	14:06:32.343
13	1:02.229		14:07:34.572

(89) Brandon McCaughan			
1	1:08.173	+6.283	13:55:01.895
2	1:03.857	+1.967	13:56:05.752
3	1:03.173	+1.283	13:57:08.925
4	1:03.243	+1.353	13:58:12.168
5	1:02.677	+0.787	13:59:14.845
6	1:02.682	+0.792	14:00:17.527
7	1:02.009	+0.119	14:01:19.536
8	1:01.890		14:02:21.426
9	1:02.262	+0.372	14:03:23.688
10	1:02.148	+0.258	14:04:25.836
11	1:02.689	+0.799	14:05:28.525
12	1:04.473	+2.583	14:06:32.998
13	1:04.295	+2.405	14:07:37.293

(18) Alan Davidson			
1	1:07.640	+5.095	13:55:02.076
2	1:03.973	+1.428	13:56:06.049
3	1:03.101	+0.556	13:57:09.150
4	1:03.314	+0.769	13:58:12.464
5	1:03.675	+1.130	13:59:16.139
6	1:02.693	+0.148	14:00:18.832
7	1:02.612	+0.067	14:01:21.444
8	1:02.580	+0.035	14:02:24.024
9	1:02.545		14:03:26.569
10	1:02.975	+0.430	14:04:29.544
11	1:02.826	+0.281	14:05:32.370
12	1:02.656	+0.111	14:06:35.026

Lap	Lap Tm	Diff	Time of Day
13	1:02.548	+0.003	14:07:37.574
(90) Henry Campbell			
1	1:09.605	+5.182	13:55:04.234
2	1:05.256	+0.833	13:56:09.490
3	1:04.961	+0.538	13:57:14.451
4	1:05.024	+0.601	13:58:19.475
5	1:04.580	+0.157	13:59:24.055
6	1:04.749	+0.326	14:00:28.804
7	1:04.793	+0.370	14:01:33.597
8	1:04.781	+0.358	14:02:38.378
9	1:05.288	+0.865	14:03:43.666
10	1:04.853	+0.430	14:04:48.519
11	1:04.423		14:05:52.942
12	1:04.671	+0.248	14:06:57.613
13	1:05.764	+1.341	14:08:03.377

(5) Paul McMorran			
1	1:09.656	+4.424	13:55:04.664
2	1:05.505	+0.273	13:56:10.169
3	1:06.013	+0.781	13:57:16.182
4	1:05.470	+0.238	13:58:21.652
5	1:05.480	+0.248	13:59:27.132
6	1:05.232		14:00:32.364
7	1:05.286	+0.054	14:01:37.650
8	1:05.498	+0.266	14:02:43.148
9	1:05.938	+0.706	14:03:49.086
10	1:06.052	+0.820	14:04:55.138
11	1:05.827	+0.595	14:06:00.965
12	1:05.644	+0.412	14:07:06.609
13	1:05.796	+0.564	14:08:12.405

(49) Giovanni Romagnoli			
1	1:11.763	+3.481	13:55:07.070
2	1:08.363	+0.081	13:56:15.433
3	1:08.282		13:57:23.715
4	1:11.680	+3.398	13:58:35.395
5	1:12.108	+3.826	13:59:47.503
6	1:11.579	+3.297	14:00:59.082
7	1:11.308	+3.026	14:02:10.390
8	1:11.565	+3.283	14:03:21.955
9	1:12.373	+4.091	14:04:34.328
10	1:10.720	+2.438	14:05:45.048
11	1:11.178	+2.896	14:06:56.226

(111) Dave Parks			
1	1:07.415	+5.150	13:55:00.375
2	1:02.784	+0.519	13:56:03.159
3	1:02.593	+0.328	13:57:05.752
4	1:02.469	+0.204	13:58:08.221
5	1:02.272	+0.007	13:59:10.493
6	1:02.435	+0.170	14:00:12.928
7	1:02.265		14:01:15.193
8	1:02.330	+0.065	14:02:17.523

Results provisional until the conclusion of judicial and technical matters

Orbits

Chief Timekeeper: D.Bradfield

Clerk of the Course:

Live timing available at timing.rhwright.co.uk

www.mylaps.com

Licensed to: R.H.Wright Timing



R.H.Wright Timing

500MRCI March Race Meeting

Sorted on Laps

Formula Ford 1600

Kirkistown 500 MRCI 1.512 miles

Race 1 (R7)

26/03/2022 13:50

Race (12:00 and 1 Laps) started at 13:53:51

Pos	No.	Name	Make	Laps	Total Tm	Best Tm	Best Speed	In Lap	Avg. Speed
1	28	David McCullough	Van Diemen RF01	13	13:40.708	1:01.562	88.415	8	86.217
2	39	Rob Parks	Ray GR14	13	13:42.995	1:01.942	87.873	8	85.978
3	55	Noel Robinson	Van Diemen JL012	13	13:43.452	1:02.229	87.468	13	85.930
4	89	Brandon McCaughan	Mondiale M89S	13	13:46.173	1:01.890	87.947	8	85.647
5	18	Alan Davidson	Mondiale M89S	13	13:46.454	1:02.545	87.026	9	85.618
6	90	Henry Campbell	Reynard	13	14:12.257	1:04.423	84.489	11	83.026
7	5	Paul McMorran	Crossle 20F	13	14:21.285	1:05.232	83.441	6	82.155
Not classified									
DNF	49	Giovanni Romagnoli	Nomad Maranello	11	13:05.106	1:08.282	79.714	3	76.261
DNF	111	Dave Parks	Ray GR07	8	8:26.403	1:02.265	87.417	7	85.987

Margin of Victory

Avg. Speed

Best Lap Tm

Best Speed

Best Lap by

2.287

86.217

1:01.562

88.415

28 - David McCullough

Results provisional until the conclusion of judicial and technical matters

Orbits

Chief Timekeeper: D.Bradfield

Clerk of the Course:

Live timing available at timing.rhwright.co.uk

www.mylaps.com

Licensed to: R.H.Wright Timing

Printed: 26/03/2022 14:09:19



R.H.Wright Timing

500MRCI March Race Meeting


Formula Ford 1600

Kirkistown 500 MRCI 1.512 miles

Race 1 (R7)

26/03/2022 13:50

Race (12:00 and 1 Laps)



5	28	33
	9	10
4	5	49
	7	8
3	18	90
	5	6
2	89	39
	3	4
1	55	111
	1	2

POLE POSITION



Results provisional until the conclusion of judicial and technical matters

Orbits

Chief Timekeeper: D.Bradfield

Clerk of the Course:

Live timing available at timing.rhwright.co.uk

www.mylaps.com

Licensed to: R.H.Wright Timing

Printed: 26/03/2022 10:47:06



500MRCI March Race Meeting


Formula Ford 1600

Kirkistown 500 MRCI 1.512 miles

Race 2 (R12)

26/03/2022 16:05

Race (11:41 and 1 Laps) started at 16:23:21



Lap	Lap Tm	Diff	Time of Day
(55) Noel Robinson			
1	1:07.766	+6.141	16:24:30.816
2	1:02.467	+0.842	16:25:33.283
3	1:02.636	+1.011	16:26:35.919
4	1:02.733	+1.108	16:27:38.652
5	1:02.224	+0.599	16:28:40.876
6	1:02.467	+0.842	16:29:43.343
7	2:25.504	+1:23.879	16:43:40.438
8	1:06.376	+4.751	16:44:46.814
9	1:01.625		16:45:48.439
10	1:02.057	+0.432	16:46:50.496
11	1:01.849	+0.224	16:47:52.345
12	1:02.809	+1.184	16:48:55.154

Lap	Lap Tm	Diff	Time of Day
(18) Alan Davidson			
1	1:08.091	+5.750	16:24:32.493
2	1:03.074	+0.733	16:25:35.567
3	1:02.483	+0.142	16:26:38.050
4	1:02.395	+0.054	16:27:40.445
5	1:02.341		16:28:42.786
6	1:02.436	+0.095	16:29:45.222
7	2:24.550	+1:22.209	16:43:41.212
8	1:06.704	+4.363	16:44:47.916
9	1:03.055	+0.714	16:45:50.971
10	1:02.677	+0.336	16:46:53.648
11	1:03.292	+0.951	16:47:56.940
12	1:02.535	+0.194	16:48:59.475

Lap	Lap Tm	Diff	Time of Day
(89) Brandon McCaughan			
1	1:07.352	+5.251	16:24:31.228
2	1:02.702	+0.601	16:25:33.930
3	1:02.520	+0.419	16:26:36.450
4	1:02.618	+0.517	16:27:39.068
5	1:02.101		16:28:41.169
6	1:03.652	+1.551	16:29:44.821
7	2:24.920	+1:22.819	16:43:40.551
8	1:07.326	+5.225	16:44:47.877
9	1:03.357	+1.256	16:45:51.234
10	1:02.541	+0.440	16:46:53.775
11	1:03.260	+1.159	16:47:57.035
12	1:02.798	+0.697	16:48:59.833

Lap	Lap Tm	Diff	Time of Day
(90) Henry Campbell			
1	1:10.707	+6.264	16:24:35.199
2	1:05.661	+1.218	16:25:40.860
3	1:05.310	+0.867	16:26:46.170
4	1:05.185	+0.742	16:27:51.355
5	1:04.562	+0.119	16:28:55.917
6	1:04.564	+0.121	16:30:00.481
7	2:24.631	+1:20.188	16:43:42.120
8	1:08.490	+4.047	16:44:50.610
9	1:04.631	+0.188	16:45:55.241
10	1:05.072	+0.629	16:47:00.313
11	1:04.812	+0.369	16:48:05.125
12	1:04.443		16:49:09.568

Lap	Lap Tm	Diff	Time of Day
(49) Giovanni Romagnoli			
1	1:14.857	+4.154	16:24:40.490
2	1:11.124	+0.421	16:25:51.614
3	1:11.708	+1.005	16:27:03.322
4	1:11.401	+0.698	16:28:14.723
5	1:11.366	+0.663	16:29:26.089
6	1:10.787	+0.084	16:30:36.876
7	13:06.748	11:56.045	16:43:43.624
8	1:16.430	+5.727	16:45:00.054
9	1:11.375	+0.672	16:46:11.429
10	1:21.814	+11.111	16:47:33.243
11	1:11.140	+0.437	16:48:44.383
12	1:10.703		16:49:55.086

Lap	Lap Tm	Diff	Time of Day
(111) Dave Parks			
1	1:07.650	+5.446	16:24:30.643
2	1:02.495	+0.291	16:25:33.138

Lap	Lap Tm	Diff	Time of Day
3	1:02.658	+0.454	16:26:35.796
4	1:02.527	+0.323	16:27:38.323
5	1:02.204		16:28:40.527
6	1:02.623	+0.419	16:29:43.150

Lap	Lap Tm	Diff	Time of Day
(28) David McCullough			
1	1:06.600	+4.710	16:24:31.673
2	1:01.890		16:25:33.563
3	1:02.510	+0.620	16:26:36.073
4	1:02.352	+0.462	16:27:38.425
5	1:02.246	+0.356	16:28:40.671
6	1:02.605	+0.715	16:29:43.276

Lap	Lap Tm	Diff	Time of Day
(39) Rob Parks			
1	1:18.435	+15.765	16:24:42.291
2	1:03.724	+1.054	16:25:46.015
3	1:03.736	+1.066	16:26:49.751
4	1:03.119	+0.449	16:27:52.870
5	1:03.048	+0.378	16:28:55.918
6	1:02.670		16:29:58.588

Lap	Lap Tm	Diff	Time of Day
(5) Paul McMorran			
1	1:09.804	+4.018	16:24:34.486
2	1:05.786		16:25:40.272

Results provisional until the conclusion of judicial and technical matters

Orbits

Chief Timekeeper: D.Bradfield

Clerk of the Course:

Live timing available at timing.rhwright.co.uk

www.mylaps.com

Licensed to: R.H.Wright Timing



500MRCI March Race Meeting

Sorted on Laps

Formula Ford 1600

Kirkistown 500 MRCI 1.512 miles

Race 2 (R12)

26/03/2022 16:05

Race (11:41 and 1 Laps) started at 16:23:21

Pos	No.	Name	Make	Laps	Total Tm	Best Tm	Best Speed	In Lap	Avg. Speed
1	55	Noel Robinson	Van Diemen JL012	12	12:57.495	1:01.625	88.325	9	84.009
2	18	Alan Davidson	Mondiale M89S	12	13:01.816	1:02.341	87.310	5	83.544
3	89	Brandon McCaughan	Mondiale M89S	12	13:02.174	1:02.101	87.648	5	83.506
4	90	Henry Campbell	Reynard	12	13:11.909	1:04.443	84.463	12	82.479
5	49	Giovanni Romagnoli	Nomad Maranello	12	13:57.427	1:10.703	76.984	12	77.996
Not classified									
DNF	111	Dave Parks	Ray GR07	6	6:22.011	1:02.204	87.503	5	85.490
DNF	28	David McCullough	Van Diemen RF01	6	6:22.137	1:01.890	87.947	2	85.462
DNF	39	Rob Parks	Ray GR14	6	6:37.449	1:02.670	86.852	6	82.169
DNF	5	Paul McMorran	Crossle 20F	2	2:19.133	1:05.786	82.738	2	78.242
DNS	33	Robert Johnston	Ray GR22					0	

Announcements

Race red-flagged on lap 6. Race restarted as a 2 part race as per Q12.15.2

Margin of Victory	Avg. Speed	Best Lap Tm	Best Speed	Best Lap by
4.321	84.009	1:01.625	88.325	55 - Noel Robinson

Results provisional until the conclusion of judicial and technical matters

Orbits

Chief Timekeeper: D.Bradfield

Clerk of the Course:

Live timing available at timing.rhwright.co.uk

www.mylaps.com

Licensed to: R.H.Wright Timing

Printed: 26/03/2022 16:50:56



500MRCI March Race Meeting


Formula Ford 1600

Kirkistown 500 MRCI 1.512 miles

Race 2 (R12)

26/03/2022 16:05

Race (12:00 and 1 Laps)



5	33	28
	9	10
4	5	49
	7	8
3	18	90
	5	6
2	89	39
	3	4
1	55	111
	1	2

POLE POSITION



Results provisional until the conclusion of judicial and technical matters

Orbits

Chief Timekeeper: D.Bradfield

Clerk of the Course:

Live timing available at timing.rhwright.co.uk

www.mylaps.com

Licensed to: R.H.Wright Timing



500MRCI March Race Meeting


Formula Vee

Kirkistown 500 MRCI 1.512 miles

Qualifying

26/03/2022 09:00

Qualifying started at 9:11:15



Lap	Lap Tm	Diff	Time of Day
(99) Jordan Kelly			
1	1:09.390	+3.448	9:14:21.461
2	1:06.407	+0.465	9:15:27.868
3	1:06.231	+0.289	9:16:34.099
4	1:16.224	+10.282	9:17:50.323
5	1:06.323	+0.381	9:18:56.646
6	1:05.942		9:20:02.588
(33) Lee Newsome			
1	1:09.140	+3.086	9:14:25.303
2	1:07.869	+1.815	9:15:33.172
3	1:06.675	+0.621	9:16:39.847
4	1:06.191	+0.137	9:17:46.038
5	1:06.354	+0.300	9:18:52.392
6	1:07.231	+1.177	9:19:59.623
7	1:09.374	+3.320	9:21:08.997
8	1:06.054		9:22:15.051
(1) Anthony Cross			
1	1:06.887	+0.763	9:13:47.824
2	1:11.990	+5.866	9:14:59.814
3	1:08.101	+1.977	9:16:07.915
4	1:07.635	+1.511	9:17:15.550
5	1:06.776	+0.652	9:18:22.326
6	1:07.610	+1.486	9:19:29.936
7	1:06.438	+0.314	9:20:36.374
8	1:06.124		9:21:42.498
(37) Tim Murray			
1	1:06.314	+1.982	9:14:13.390
2	1:06.848	+0.516	9:15:20.238
3	1:06.682	+0.350	9:16:26.920
4	1:06.332		9:17:33.252
5	1:08.476	+2.144	9:18:41.728
6	1:07.143	+0.811	9:19:48.871
7	1:07.813	+1.481	9:20:56.684
8	1:08.050	+1.718	9:22:04.734
(43) Donal Downey			
1	1:08.872	+2.401	9:13:48.059
2	1:12.426	+5.955	9:15:00.485
3	1:06.978	+0.507	9:16:07.463
4	1:07.670	+1.199	9:17:15.133
5	1:07.507	+1.036	9:18:22.640
6	1:07.547	+1.076	9:19:30.187
7	1:07.690	+1.219	9:20:37.877
8	1:06.471		9:21:44.348
(71) Sean Newsome			
1	1:07.060	+0.574	9:14:23.992
2	1:06.758	+0.272	9:15:30.750
3	1:06.570	+0.084	9:16:37.320
4	1:09.497	+3.011	9:17:46.817
5	1:06.486		9:18:53.303
6	1:10.376	+3.890	9:20:03.679
7	1:06.552	+0.066	9:21:10.231
8	1:08.028	+1.542	9:22:18.259
(3) Gavin Buckley			
1	1:07.475	+0.709	9:14:22.911
2	1:07.169	+0.403	9:15:30.080
3	1:07.202	+0.436	9:16:37.282
4	1:08.505	+1.739	9:17:45.787
5	1:08.020	+1.254	9:18:53.807
6	1:07.918	+1.152	9:20:01.725
7	1:06.766		9:21:08.491
8	1:07.154	+0.388	9:22:15.645
(97) Jack Byrne			
1	1:08.706	+1.578	9:14:07.352
2	1:07.994	+0.866	9:15:15.346
3	1:07.417	+0.289	9:16:22.763
4	1:07.128		9:17:29.891

Lap	Lap Tm	Diff	Time of Day
5	1:07.269	+0.141	9:18:37.160
6	1:16.763	+9.635	9:19:53.923
7	1:12.426	+5.298	9:21:06.349
8	1:15.704	+8.576	9:22:22.053
(9) Robert Fleming			
1	1:09.690	+2.358	9:13:54.352
2	1:09.316	+1.984	9:15:03.668
3	1:08.283	+0.951	9:16:11.951
4	1:08.059	+0.727	9:17:20.010
5	1:07.885	+0.553	9:18:27.895
6	1:08.238	+0.906	9:19:36.133
7	1:07.332		9:20:43.465
8	1:07.579	+0.247	9:21:51.044
(57) Ger Byrne			
1	1:08.687	+1.196	9:13:55.828
2	1:08.783	+1.292	9:15:04.611
3	1:07.804	+0.313	9:16:12.415
4	1:08.040	+0.549	9:17:20.455
5	1:08.175	+0.684	9:18:28.630
6	1:08.715	+1.224	9:19:37.345
7	1:07.491		9:20:44.836
8	1:20.408	+12.917	9:22:05.244
(115) Anthony Conway			
1	1:10.777	+2.804	9:14:27.457
2	1:12.501	+4.528	9:15:39.958
3	1:09.928	+1.955	9:16:49.886
4	1:08.760	+0.787	9:17:58.646
5	1:21.429	+13.456	9:19:20.075
6	1:19.925	+11.952	9:20:40.000
7	1:07.973		9:21:47.973
(20) Ken Browne			
1	1:10.612	+1.882	9:13:55.074
2	1:09.565	+0.835	9:15:04.639
3	1:09.083	+0.353	9:16:13.722
4	1:09.064	+0.334	9:17:22.786
5	1:08.730		9:18:31.516
6	1:09.901	+1.171	9:19:41.417
7	1:09.263	+0.533	9:20:50.680
8	1:10.568	+1.838	9:22:01.248
(86) Colm O'Loughlin			
1	1:08.904	+0.120	9:14:11.281
2	1:09.136	+0.352	9:15:20.417
3	1:24.943	+16.159	9:16:45.360
4	1:08.784		9:17:54.144
5	1:08.853	+0.069	9:19:02.997
6	1:09.122	+0.338	9:20:12.119
7	1:09.036	+0.252	9:21:21.155
(83) Andrew Keogh			
1	1:10.201	+0.888	9:13:59.832
2	1:10.328	+1.015	9:15:10.160
3	1:09.753	+0.440	9:16:19.913
4	1:10.622	+1.309	9:17:30.535
5	1:09.313		9:18:39.848
6	1:10.361	+1.048	9:19:50.209
7	1:09.902	+0.589	9:21:00.111
8	1:12.133	+2.820	9:22:12.244
(18) Oliver Devlin			
1	1:10.894		9:14:25.222
2	1:15.572	+4.678	9:15:40.794
3	1:13.967	+3.073	9:16:54.761
4	1:12.171	+1.277	9:18:06.932
5	1:12.196	+1.302	9:19:19.128
6	1:12.818	+1.924	9:20:31.946
7	1:13.185	+2.291	9:21:45.131
(44) Mark Sheppard			
1	1:18.505	+7.017	9:14:39.964

Lap	Lap Tm	Diff	Time of Day
2	1:11.488		9:15:51.452
(17) Stephen Roche			
1	1:22.655	+9.515	9:15:05.805
2	1:13.140		9:16:18.945
3	1:15.165	+2.025	9:17:34.110
4	1:30.926	+17.786	9:19:05.036
5	1:14.817	+1.677	9:20:19.853
6	1:15.244	+2.104	9:21:35.097
(11) Jonathan Mannix			
1	1:15.181	+1.594	9:14:24.213
2	1:17.409	+3.822	9:15:41.622
3	1:13.587		9:16:55.209
4	1:14.437	+0.850	9:18:09.646
5	1:14.031	+0.444	9:19:23.677
6	1:15.556	+1.969	9:20:39.233
7	1:16.250	+2.663	9:21:55.483
(64) Norman May			
1	1:14.469		9:14:36.711
2	1:14.841	+0.372	9:15:51.552
3	1:15.395	+0.926	9:17:06.947
4	1:19.226	+4.757	9:18:26.173
5	1:16.666	+2.197	9:19:42.839
6	1:16.556	+2.087	9:20:59.395
7	1:16.859	+2.390	9:22:16.254
(48) Pat Sheppard			
1	1:16.845	+2.334	9:14:23.985
2	1:16.105	+1.594	9:15:40.090
3	1:14.511		9:16:54.601
4	1:15.051	+0.540	9:18:09.652
5	1:18.853	+4.342	9:19:28.505
6	1:15.015	+0.504	9:20:43.520
7	1:18.173	+3.662	9:22:01.693
(42) Shane Neill			
1	1:20.749	+5.522	9:14:57.101
2	1:15.227		9:16:12.328
3	1:17.452	+2.225	9:17:29.780
4	1:20.760	+5.533	9:18:50.540
5	1:18.203	+2.976	9:20:08.743

Results provisional until the conclusion of judicial and technical matters

Orbits

Chief Timekeeper: D.Bradfield

Clerk of the Course:

Live timing available at timing.rhwright.co.uk

www.mylaps.com

Licensed to: R.H.Wright Timing



R.H.Wright Timing

500MRCI March Race Meeting

Sorted on best lap time

Formula Vee

Kirkistown 500 MRCI 1.512 miles

Qualifying

26/03/2022 09:00

Qualifying started at 9:11:15

Pos	No.	Name	Make	Best Tm	Diff	In Lap	Best Speed	2nd Best	2nd Lap
1	99	Jordan Kelly	Sheane FV97	1:05.942		6	82.543	1:06.231	3
2	33	Lee Newsome	Sheane FV94	1:06.054	0.112	8	82.403	1:06.191	4
3	1	Anthony Cross	Sheane FV94	1:06.124	0.182	8	82.315	1:06.438	7
4	37	Tim Murray	Leystone JH04	1:06.332	0.390	4	82.057	1:06.682	3
5	43	Donal Downey	Leystone JH02	1:06.471	0.529	8	81.886	1:06.978	3
6	71	Sean Newsome	Sheane FV02	1:06.486	0.544	5	81.867	1:06.552	7
7	3	Gavin Buckley	Sheane FV98	1:06.766	0.824	7	81.524	1:07.154	8
8	97	Jack Byrne	Sheane FV95	1:07.128	1.186	4	81.084	1:07.269	5
9	9	Robert Fleming	LOH Sheane	1:07.332	1.390	7	80.839	1:07.579	8
10	57	Ger Byrne	Sheane FV95	1:07.491	1.549	7	80.648	1:07.804	3
11	115	Anthony Conway	Sheane FV00	1:07.973	2.031	7	80.076	1:08.760	4
12	20	Ken Browne	LOH J400	1:08.730	2.788	5	79.194	1:09.064	4
13	86	Colm O'Loughlen	Sheane FV88	1:08.784	2.842	4	79.132	1:08.853	5
14	83	Andrew Keogh	Sheane FV99	1:09.313	3.371	5	78.528	1:09.753	3
15	18	Oliver Devlin	Sheane FV95	1:10.894	4.952	1	76.777	1:12.171	4
16	44	Mark Sheppard	Sheane FV94	1:11.488	5.546	2	76.139	1:18.505	1
17	17	Stephen Roche	FVee	1:13.140	7.198	2	74.419	1:14.817	5
18	11	Jonathan Mannix	Sheane FV90	1:13.587	7.645	3	73.967	1:14.031	5
19	64	Norman May	Sheane FV03	1:14.469	8.527	1	73.091	1:14.841	2
20	48	Pat Sheppard	Sheane FV94	1:14.511	8.569	3	73.050	1:15.015	6
21	42	Shane Neill	Leystone JH02	1:15.227	9.285	2	72.355	1:17.452	3
22	6	Colin Lewis	Leystong JH04			0	-		0
23	40	Sean McCallion	Sheane FV01			0	-		0
24	54	Owen Kelly	Sheane FV97			0	-		0
25	95	Conor Molloy	Leystone JH04			0	-		0
26	114	Brendan Ellis	Leystone JH04			0	-		0

Results provisional until the conclusion of judicial and technical matters

Orbits

Chief Timekeeper: D.Bradfield

Clerk of the Course:

Live timing available at timing.rhwright.co.uk

www.mylaps.com

Licensed to: R.H.Wright Timing

Printed: 26/03/2022 09:24:38



500MRCI March Race Meeting

Formula Vee

Kirkistown 500 MRCI 1.512 miles

Race 1 (R1)

26/03/2022 11:10

Race (12:00 and 1 Laps) started at 11:13:50

Lap	Lap Tm	Diff	Time of Day
(99) Jordan Kelly			
1	1:11.538	+4.982	11:15:03.738
2	1:06.583	+0.027	11:16:10.321
3	1:07.128	+0.572	11:17:17.449
4	1:06.566		11:18:24.005
5	1:06.965	+0.409	11:19:30.970
6	1:08.210	+1.654	11:20:39.180
7	1:07.429	+0.873	11:21:46.609
8	1:07.213	+0.657	11:22:53.822
9	1:07.162	+0.606	11:24:00.984
10	1:07.117	+0.561	11:25:08.101
11	1:07.003	+0.447	11:26:15.104
12	1:07.331	+0.775	11:27:22.435
(43) Donal Downey			
1	1:12.531	+4.504	11:15:05.221
2	1:08.242	+0.215	11:16:13.463
3	1:08.076	+0.049	11:17:21.539
4	1:09.279	+1.252	11:18:30.818
5	1:08.547	+0.520	11:19:39.365
6	1:08.027		11:20:47.392
7	1:08.623	+0.596	11:21:56.015
8	1:08.394	+0.367	11:23:04.409
9	1:08.397	+0.370	11:24:12.806
10	1:08.457	+0.430	11:25:21.263
11	1:09.157	+1.130	11:26:30.420
12	1:08.741	+0.714	11:27:39.161
(57) Ger Byrne			
1	1:12.063	+4.203	11:15:05.924
2	1:07.860		11:16:13.784
3	1:07.911	+0.051	11:17:21.695
4	1:09.230	+1.370	11:18:30.925
5	1:08.047	+0.187	11:19:38.972
6	1:08.675	+0.815	11:20:47.647
7	1:08.464	+0.604	11:21:56.111
8	1:08.527	+0.667	11:23:04.638
9	1:08.376	+0.516	11:24:13.014
10	1:08.654	+0.794	11:25:21.668
11	1:08.803	+0.943	11:26:30.471
12	1:08.702	+0.842	11:27:39.173
(115) Anthony Conway			
1	1:13.795	+6.343	11:15:07.763
2	1:08.156	+0.704	11:16:15.919
3	1:09.240	+1.788	11:17:25.159
4	1:07.899	+0.447	11:18:33.058
5	1:07.770	+0.318	11:19:40.828
6	1:08.868	+1.416	11:20:49.696
7	1:07.452		11:21:57.148
8	1:07.849	+0.397	11:23:04.997
9	1:08.474	+1.022	11:24:13.471
10	1:08.746	+1.294	11:25:22.217
11	1:10.062	+2.610	11:26:32.279
12	1:09.526	+2.074	11:27:41.805
(9) Robert Fleming			
1	1:14.188	+6.582	11:15:07.440
2	1:08.289	+0.683	11:16:15.729
3	1:07.606		11:17:23.335
4	1:07.812	+0.206	11:18:31.147
5	1:08.384	+0.778	11:19:39.531
6	1:08.238	+0.632	11:20:47.769
7	1:08.496	+0.890	11:21:56.265
8	1:08.242	+0.636	11:23:04.507
9	1:08.351	+0.745	11:24:12.858
10	1:18.799	+11.193	11:25:31.657
11	1:07.627	+0.021	11:26:39.284
12	1:09.272	+1.666	11:27:48.556
(20) Ken Browne			
1	1:15.303	+6.451	11:15:09.741
2	1:08.852		11:16:18.593

Lap	Lap Tm	Diff	Time of Day
3	1:09.585	+0.733	11:17:28.178
4	1:09.297	+0.445	11:18:37.475
5	1:09.344	+0.492	11:19:46.819
6	1:09.133	+0.281	11:20:55.952
7	1:09.291	+0.439	11:22:05.243
8	1:09.656	+0.804	11:23:14.899
9	1:10.147	+1.295	11:24:25.046
10	1:10.491	+1.639	11:25:35.537
11	1:09.917	+1.065	11:26:45.454
12	1:11.447	+2.595	11:27:56.901
(71) Sean Newsome			
1	1:12.184	+5.335	11:15:05.188
2	1:07.050	+0.201	11:16:12.238
3	1:06.902	+0.053	11:17:19.140
4	1:06.849		11:18:25.989
5	1:12.215	+5.366	11:19:38.204
6	1:14.860	+8.011	11:20:53.064
7	1:13.471	+6.622	11:22:06.535
8	1:12.159	+5.310	11:23:18.694
9	1:09.601	+2.752	11:24:28.295
10	1:08.629	+1.780	11:25:36.924
11	1:16.081	+9.232	11:26:53.005
12	1:11.062	+4.213	11:28:04.067
(83) Andrew Keogh			
1	1:14.063	+5.541	11:15:08.824
2	1:06.522		11:16:17.346
3	1:19.791	+11.269	11:17:37.137
4	1:09.894	+1.372	11:18:47.031
5	1:10.228	+1.706	11:19:57.259
6	1:09.487	+0.965	11:21:06.746
7	1:09.586	+1.064	11:22:16.332
8	1:09.747	+1.225	11:23:26.079
9	1:09.485	+0.963	11:24:35.564
10	1:09.770	+1.248	11:25:45.334
11	1:09.402	+0.880	11:26:54.736
12	1:09.523	+1.001	11:28:04.259
(86) Colm O'Loughlin			
1	1:13.373	+5.269	11:15:07.303
2	1:08.458	+0.354	11:16:15.761
3	1:31.458	+23.354	11:17:47.219
4	1:09.852	+1.748	11:18:57.071
5	1:09.975	+1.871	11:20:07.046
6	1:08.860	+0.756	11:21:15.906
7	1:08.432	+0.328	11:22:24.338
8	1:08.363	+0.259	11:23:32.701
9	1:08.524	+0.420	11:24:41.225
10	1:08.638	+0.534	11:25:49.863
11	1:08.104		11:26:57.967
12	1:08.190	+0.086	11:28:06.157
(18) Oliver Devlin			
1	1:15.438	+4.177	11:15:10.252
2	1:11.995	+0.734	11:16:22.247
3	1:13.174	+1.913	11:17:35.421
4	1:11.968	+0.707	11:18:47.389
5	1:12.749	+1.488	11:20:00.138
6	1:11.795	+0.534	11:21:11.933
7	1:12.481	+1.220	11:22:24.414
8	1:11.261		11:23:35.675
9	1:12.491	+1.230	11:24:48.166
10	1:12.642	+1.381	11:26:00.808
11	1:12.170	+0.909	11:27:12.978
12	1:12.551	+1.290	11:28:25.529
(11) Jonathan Mannix			
1	1:14.818	+1.991	11:15:10.278
2	1:13.248	+0.421	11:16:23.526
3	1:14.669	+1.842	11:17:38.195
4	1:12.827		11:18:51.022
5	1:15.752	+2.925	11:20:06.774
6	1:14.671	+1.844	11:21:21.445

Lap	Lap Tm	Diff	Time of Day
7	1:12.981	+0.154	11:22:34.426
8	1:13.962	+1.135	11:23:48.388
9	1:13.313	+0.486	11:25:01.701
10	1:14.239	+1.412	11:26:15.940
11	1:13.932	+1.105	11:27:29.872
(40) Sean McCallion			
1	1:14.559	+6.333	11:15:10.494
2	2:03.624	+55.398	11:17:14.118
3	1:10.138	+1.912	11:18:24.256
4	1:08.713	+0.487	11:19:32.969
5	1:09.326	+1.100	11:20:42.295
6	1:08.633	+0.407	11:21:50.928
7	1:08.226		11:22:59.154
8	1:08.273	+0.047	11:24:07.427
9	1:10.084	+1.858	11:25:17.511
10	1:10.145	+1.919	11:26:27.656
11	1:09.408	+1.182	11:27:37.064
(48) Pat Sheppard			
1	1:18.039	+5.077	11:15:14.371
2	1:14.656	+1.694	11:16:29.027
3	1:15.255	+2.293	11:17:44.282
4	1:14.426	+1.464	11:18:58.708
5	1:14.933	+1.971	11:20:13.641
6	1:15.075	+2.113	11:21:28.716
7	1:14.623	+1.661	11:22:43.339
8	1:13.874	+0.912	11:23:57.213
9	1:12.962		11:25:10.175
10	1:13.544	+0.582	11:26:23.719
11	1:13.449	+0.487	11:27:37.168
(64) Norman May			
1	1:18.169	+4.500	11:15:13.975
2	1:14.621	+0.952	11:16:28.596
3	1:15.268	+1.599	11:17:43.864
4	1:14.471	+0.802	11:18:58.335
5	1:14.901	+1.232	11:20:13.236
6	1:15.266	+1.597	11:21:28.502
7	1:14.437	+0.768	11:22:42.939
8	1:13.669		11:23:56.608
9	1:16.597	+2.928	11:25:13.205
10	1:14.070	+0.401	11:26:27.275
11	1:16.999	+3.330	11:27:44.274
(42) Shane O'Neill			
1	1:21.529	+9.778	11:15:21.787
2	1:15.000	+3.249	11:16:36.787
3	1:13.567	+1.816	11:17:50.354
4	1:11.751		11:19:02.105
5	1:15.214	+3.463	11:20:17.319
6	1:23.224	+11.473	11:21:40.543
7	1:14.607	+2.856	11:22:55.150
8	1:12.282	+0.531	11:24:07.432
9	1:12.556	+0.805	11:25:19.988
10	1:14.339	+2.588	11:26:34.327
11	1:11.779	+0.028	11:27:46.106
(17) Stephen Roche			
1	1:24.724	+5.334	11:15:20.216
2	1:19.390		11:16:39.606
3	1:23.456	+4.066	11:18:03.062

Results provisional until the conclusion of judicial and technical matters

Orbits

Chief Timekeeper: D.Bradfield

Clerk of the Course:

Live timing available at timing.rhwright.co.uk

www.mylaps.com

Licensed to: R.H.Wright Timing



R.H.Wright Timing

500MRCI March Race Meeting

Sorted on Laps

Formula Vee

Kirkistown 500 MRCI 1.512 miles

Race 1 (R1)

26/03/2022 11:10

Race (12:00 and 1 Laps) started at 11:13:50

Pos	No.	Name	Make	Laps	Total Tm	Best Tm	Best Speed	In Lap	Avg. Speed
1	99	Jordan Kelly	Sheane FV97	12	13:31.862	1:06.556	81.781	4	80.452
2	43	Donal Downey	Leastone JH02	12	13:48.588	1:08.027	80.013	6	78.828
3	57	Ger Byrne	Sheane FV95	12	13:48.600	1:07.860	80.210	2	78.827
4	115	Anthony Conway	Sheane FV00	12	13:51.232	1:07.452	80.695	7	78.578
5	9	Robert Fleming	LOH Sheane	12	13:57.983	1:07.606	80.511	3	77.945
6	20	Ken Browne	LOH J400	12	14:06.328	1:08.852	79.054	2	77.176
7	71	Sean Newsome	Sheane FV02	12	14:13.494	1:06.849	81.423	4	76.528
8	83	Andrew Keogh	Sheane FV99	12	14:13.686	1:08.522	79.435	2	76.511
9	86	Colm O'Loughlen	Sheane FV88	12	14:15.584	1:08.104	79.922	11	76.341
10	18	Oliver Devlin	Sheane FV95	12	14:34.956	1:11.261	76.381	8	74.651
11	11	Jonathan Mannix	Sheane FV90	11	13:39.299	1:12.827	74.739	4	73.079
12	40	Sean McCallion	Sheane FV01	11	13:46.491	1:08.226	79.779	7	72.443
13	48	Pat Sheppard	Sheane FV94	11	13:46.595	1:12.962	74.601	9	72.434
14	64	Norman May	Sheane FV03	11	13:53.701	1:13.669	73.885	8	71.816
15	42	Shane O'Neill	Leastone JH02	11	13:55.533	1:11.751	75.860	4	71.659

Not classified

DNF	17	Stephen Roche	F.Vee	3	4:12.489	1:19.390	68.561	2	64.672
DNS	44	Mark Sheppard	Sheane FV94				-	0	-
DNS	6	Colin Lewis	Leastong JH04				-	0	-

Margin of Victory	Avg. Speed	Best Lap Tm	Best Speed	Best Lap by
16.726	80.452	1:06.556	81.781	99 - Jordan Kelly

Results provisional until the conclusion of judicial and technical matters

Orbits

Chief Timekeeper: D.Bradfield

Clerk of the Course:

Live timing available at timing.rhwright.co.uk

www.mylaps.com

Licensed to: R.H.Wright Timing

Printed: 26/03/2022 11:29:02



500MRCI March Race Meeting


Formula Vee

Kirkistown 500 MRCI 1.512 miles

Race 1 (R1)

26/03/2022 11:10

Race (12:00 and 1 Laps)



9	40	6
	17	18
8	48	42
	15	16
7	11	64
	13	14
6	44	17
	11	12
5	83	18
	9	10
4	20	86
	7	8
3	57	115
	5	6
2	71	9
	3	4
1	99	43
	1	2

POLE POSITION



Results provisional until the conclusion of judicial and technical matters

Orbits

Chief Timekeeper: D.Bradfield

Clerk of the Course:

Live timing available at timing.rhwright.co.uk

www.mylaps.com

Licensed to: R.H.Wright Timing



500MRCI March Race Meeting

Formula Vee

Kirkistown 500 MRCI 1.512 miles

Race 2 (R9)

26/03/2022 14:50

Race (12:00 and 1 Laps) started at 14:45:19

Lap	Lap Tm	Diff	Time of Day
(99) Jordan Kelly			
1	1:11.381	+4.784	14:46:32.490
2	1:06.962	+0.365	14:47:39.452
3	1:06.597		14:48:46.049
4	1:06.683	+0.086	14:49:52.732
5	1:06.935	+0.338	14:50:59.667
6	1:06.823	+0.226	14:52:06.490
7	1:07.555	+0.958	14:53:14.045
8	1:07.231	+0.634	14:54:21.276
9	1:07.807	+1.210	14:55:29.083
10	1:06.668	+0.071	14:56:35.751
11	1:06.709	+0.112	14:57:42.460
12	1:11.230	+4.633	14:58:53.690

Lap	Lap Tm	Diff	Time of Day
(33) Lee Newsome			
1	1:11.559	+4.957	14:46:32.867
2	1:07.128	+0.526	14:47:39.995
3	1:06.690	+0.088	14:48:46.685
4	1:06.602		14:49:53.287
5	1:06.638	+0.036	14:50:59.925
6	1:06.745	+0.143	14:52:06.670
7	1:07.305	+0.703	14:53:13.975
8	1:07.185	+0.583	14:54:21.160
9	1:07.787	+1.185	14:55:28.947
10	1:06.797	+0.195	14:56:35.744
11	1:06.840	+0.238	14:57:42.584
12	1:12.891	+6.289	14:58:55.475

Lap	Lap Tm	Diff	Time of Day
(1) Anthony Cross			
1	1:12.136	+6.492	14:46:34.001
2	1:07.904	+2.260	14:47:41.905
3	1:06.497	+0.853	14:48:48.402
4	1:07.602	+1.958	14:49:56.004
5	1:06.591	+0.947	14:51:02.595
6	1:08.098	+2.454	14:52:10.693
7	1:07.330	+1.686	14:53:18.023
8	1:08.488	+2.844	14:54:26.511
9	1:07.418	+1.774	14:55:33.929
10	1:05.967	+0.323	14:56:39.896
11	1:05.644		14:57:45.540
12	1:10.146	+4.502	14:58:55.686

Lap	Lap Tm	Diff	Time of Day
(43) Donal Downey			
1	1:12.249	+5.566	14:46:35.154
2	1:06.788	+0.105	14:47:41.942
3	1:07.108	+0.425	14:48:49.050
4	1:07.368	+0.685	14:49:56.418
5	1:07.197	+0.514	14:51:03.615
6	1:07.385	+0.702	14:52:11.000
7	1:06.788	+0.105	14:53:17.788
8	1:07.109	+0.426	14:54:24.897
9	1:07.084	+0.401	14:55:31.981
10	1:06.686	+0.003	14:56:38.667
11	1:06.683		14:57:45.350
12	1:10.348	+3.665	14:58:55.698

Lap	Lap Tm	Diff	Time of Day
(37) Tim Murray			
1	1:11.832	+5.352	14:46:33.759
2	1:07.287	+0.807	14:47:41.046
3	1:07.364	+0.884	14:48:48.410
4	1:07.853	+1.373	14:49:56.263
5	1:07.307	+0.827	14:51:03.570
6	1:07.684	+1.204	14:52:11.254
7	1:07.040	+0.560	14:53:18.294
8	1:08.239	+1.759	14:54:26.533
9	1:07.545	+1.065	14:55:34.078
10	1:06.910	+0.430	14:56:40.988
11	1:06.480		14:57:47.468
12	1:10.755	+4.275	14:58:58.223

Lap	Lap Tm	Diff	Time of Day
(9) Robert Fleming			
1	1:13.013	+5.674	14:46:36.418
2	1:08.197	+0.858	14:47:44.615

Lap	Lap Tm	Diff	Time of Day
3	1:12.095	+4.756	14:48:56.710
4	1:07.641	+0.302	14:50:04.351
5	1:08.554	+1.215	14:51:12.905
6	1:09.069	+1.730	14:52:21.974
7	1:08.423	+1.084	14:53:30.397
8	1:08.113	+0.774	14:54:38.510
9	1:07.339		14:55:45.849
10	1:08.614	+1.275	14:56:54.463
11	1:09.478	+2.139	14:58:03.941
12	1:14.823	+7.484	14:59:18.764

Lap	Lap Tm	Diff	Time of Day
(86) Colm O'Loughlin			
1	1:12.938	+4.834	14:46:37.095
2	1:09.761	+1.657	14:47:46.856
3	1:08.104		14:48:54.960
4	1:08.531	+0.427	14:50:03.491
5	1:09.459	+1.355	14:51:12.950
6	1:09.068	+0.964	14:52:22.018
7	1:09.125	+1.021	14:53:31.143
8	1:10.541	+2.437	14:54:41.684
9	1:08.996	+0.892	14:55:50.680
10	1:09.989	+1.885	14:57:00.669
11	1:09.570	+1.466	14:58:10.239
12	1:12.997	+4.893	14:59:23.236

Lap	Lap Tm	Diff	Time of Day
(57) Ger Byrne			
1	1:12.781	+4.425	14:46:36.287
2	1:22.493	+14.137	14:47:58.780
3	1:09.089	+0.733	14:49:07.869
4	1:08.624	+0.268	14:50:16.493
5	1:08.542	+0.186	14:51:25.035
6	1:08.788	+0.432	14:52:33.823
7	1:08.688	+0.332	14:53:42.511
8	1:08.782	+0.426	14:54:51.293
9	1:09.065	+0.709	14:56:00.358
10	1:08.356		14:57:08.714
11	1:09.528	+1.172	14:58:18.242
12	1:14.134	+5.778	14:59:32.376

Lap	Lap Tm	Diff	Time of Day
(42) Shane Neill			
1	1:15.418	+4.813	14:46:45.456
2	1:14.914	+4.309	14:48:00.370
3	1:14.027	+3.422	14:49:14.397
4	1:12.243	+1.638	14:50:26.640
5	1:14.577	+3.972	14:51:41.217
6	1:14.466	+3.861	14:52:55.683
7	1:11.468	+0.863	14:54:07.151
8	1:10.605		14:55:17.756
9	1:11.143	+0.538	14:56:28.899
10	1:12.222	+1.617	14:57:41.121
11	1:20.471	+9.866	14:59:01.592

Lap	Lap Tm	Diff	Time of Day
(11) Jonathan Mannix			
1	1:13.351	+0.917	14:46:38.376
2	1:12.887	+0.453	14:47:51.263
3	1:12.434		14:49:03.697
4	1:13.524	+1.090	14:50:17.221
5	1:14.098	+1.664	14:51:31.319
6	1:15.172	+2.738	14:52:46.491
7	1:13.898	+1.464	14:54:00.389
8	1:13.618	+1.184	14:55:14.007
9	1:35.112	+22.678	14:56:49.119
10	1:15.895	+3.461	14:58:05.014
11	1:18.951	+6.517	14:59:23.965

Lap	Lap Tm	Diff	Time of Day
(64) Norman May			
1	1:18.143	+2.871	14:46:44.149
2	1:16.390	+1.118	14:48:00.539
3	1:17.085	+1.813	14:49:17.624
4	1:15.272		14:50:32.896
5	1:15.806	+0.534	14:51:48.702
6	1:16.407	+1.135	14:53:05.109
7	1:17.593	+2.321	14:54:22.702
8	1:17.381	+2.109	14:55:40.083

Lap	Lap Tm	Diff	Time of Day
9	1:19.756	+4.484	14:56:59.839
10	1:16.371	+1.099	14:58:16.210
11	1:21.801	+6.529	14:59:38.011

Lap	Lap Tm	Diff	Time of Day
(71) Sean Newsome			
1	1:11.329	+4.613	14:46:33.505
2	1:08.031	+1.315	14:47:41.536
3	1:06.716		14:48:48.252
4	1:07.712	+0.996	14:49:55.964
5	1:07.006	+0.290	14:51:02.970
6	1:07.631	+0.915	14:52:10.601
7	1:07.327	+0.611	14:53:17.928
8	1:08.512	+1.796	14:54:26.440
9	1:15.912	+9.196	14:55:42.352
10	1:23.520	+16.804	14:57:05.872

Lap	Lap Tm	Diff	Time of Day
(83) Andrew Keogh			
1	1:13.335	+4.740	14:46:37.617
2	1:09.994	+1.399	14:47:47.611
3	1:09.064	+0.469	14:48:56.675
4	1:08.595		14:50:05.270
5	1:09.559	+0.964	14:51:14.829
6	1:09.742	+1.147	14:52:24.571
7	1:09.371	+0.776	14:53:33.942
8	1:09.623	+1.028	14:54:43.565
9	1:10.362	+1.767	14:55:53.927
10	1:13.763	+5.168	14:57:07.690

Lap	Lap Tm	Diff	Time of Day
(3) Gavin Buckley			
1	1:11.871	+5.569	14:46:34.658
2	1:07.241	+0.939	14:47:41.899
3	1:35.649	+29.347	14:49:17.548
4	1:07.938	+1.636	14:50:25.486
5	1:07.709	+1.407	14:51:33.195
6	1:08.415	+2.113	14:52:41.610
7	1:07.177	+0.875	14:53:48.787
8	1:07.183	+0.881	14:54:55.970
9	1:06.302		14:56:02.272
10	1:06.865	+0.563	14:57:09.137

Lap	Lap Tm	Diff	Time of Day
(48) Pat Sheppard			
1	1:19.278	+2.711	14:46:45.352
2	1:18.000	+1.433	14:48:03.352
3	1:17.180	+0.613	14:49:20.532
4	1:16.567		14:50:37.099
5	1:17.553	+0.986	14:51:54.652
6	1:17.197	+0.630	14:53:11.849
7	1:18.945	+2.378	14:54:30.794
8	1:17.186	+0.619	14:55:47.980
9	1:17.354	+0.787	14:57:05.334

Lap	Lap Tm	Diff	Time of Day
(40) Sean McCallion			
1	1:12.947	+4.432	14:46:38.894
2	1:10.588	+2.073	14:47:49.482
3	1:11.159	+2.644	14:49:00.641
4	2:23.963	+1:15.448	14:51:24.604
5	1:09.506	+0.991	14:52:34.110
6	1:08.534	+0.019	14:53:42.644
7	1:08.723	+0.208	14:54:51.367
8	1:09.108	+0.593	14:56:00.475
9	1:08.515		14:57:08.990

Lap	Lap Tm	Diff	Time of Day
(18) Oliver Devin			
1	1:14.264	+1.670	14:46:39.164
2	1:13.092	+0.498	14:47:52.256
3	1:12.594		14:49:04.850

Results provisional until the conclusion of judicial and technical matters

Orbits

Chief Timekeeper: D.Bradfield

Clerk of the Course:

Live timing available at timing.rhwright.co.uk

www.mylaps.com

Licensed to: R.H.Wright Timing



R.H.Wright Timing

500MRCI March Race Meeting

Sorted on Laps

Formula Vee

Kirkistown 500 MRCI 1.512 miles

Race 2 (R9)

26/03/2022 14:50

Race (12:00 and 1 Laps) started at 14:45:19

Pos	No.	Name	Make	Laps	Total Tm	Best Tm	Best Speed	In Lap	Avg. Speed
1	99	Jordan Kelly	Sheane FV97	12	13:34.257	1:06.597	81.731	3	80.216
2	33	Lee Newsome	Sheane FV94	12	13:36.042	1:06.602	81.725	4	80.040
3	1	Anthony Cross	Sheane FV94	12	13:36.253	1:05.644	82.917	11	80.020
4	43	Donal Downey	Leastone JH02	12	13:36.265	1:06.683	81.625	11	80.018
5	37	Tim Murray	Leastone JH04	12	13:38.790	1:07.480	81.875	11	79.772
6	9	Robert Fleming	LOH Sheane	12	13:59.331	1:07.339	80.830	9	77.819
7	86	Colm O'Loughlen	Sheane FV88	12	14:03.803	1:08.104	79.922	3	77.407
8	57	Ger Byrne	Sheane FV95	12	14:12.943	1:08.356	79.628	10	76.577
9	42	Shane Neill	Leastone JH02	11	13:42.159	1:10.605	77.091	8	72.824
10	11	Jonathan Mannix	Sheane FV90	11	14:04.532	1:12.434	75.145	3	70.895
11	64	Norman May	Sheane FV03	11	14:18.578	1:15.272	72.311	4	69.735
Not classified									
DNF	71	Sean Newsome	Sheane FV02	10	11:46.439	1:06.716	81.585	3	77.049
DNF	83	Andrew Keogh	Sheane FV99	10	11:48.257	1:08.595	79.350	4	76.851
DNF	3	Gavin Buckley	Sheane FV98	10	11:49.704	1:06.302	82.094	9	76.694
DNF	48	Pat Sheppard	Sheane FV94	9	11:45.901	1:16.567	71.088	4	69.397
DNF	40	Sean McCallion	Sheane FV01	9	11:49.557	1:08.515	79.443	9	69.039
DNF	18	Oliver Devlin	Sheane FV95	3	3:45.417	1:12.594	74.979	3	72.439
DNS	97	Jack Byrne	Sheane FV95				-	0	-
DNS	115	Anthony Conway	Sheane FV00				-	0	-
DNS	20	Ken Browne	LOH J400				-	0	-
DNS	44	Mark Sheppard	Sheane FV94				-	0	-
DNS	17	Stephen Roche	F.Vee				-	0	-

Margin of Victory

Avg. Speed

Best Lap Tm

Best Speed

Best Lap by

1.785

80.216

1:05.644

82.917

1 - Anthony Cross

Results provisional until the conclusion of judicial and technical matters

Orbits

Chief Timekeeper: D.Bradfield

Clerk of the Course:

Live timing available at timing.rhwright.co.uk

www.mylaps.com

Licensed to: R.H.Wright Timing

Printed: 26/03/2022 15:01:28



R.H.Wright Timing

500MRCI March Race Meeting

Formula Vee

Kirkistown 500 MRCI 1.512 miles

Race 2 (R9)

26/03/2022 14:50

Race (12:00 and 1 Laps)

13	95 25	114 26
12	40 23	54 24
11	42 21	6 22
10	64 19	48 20
9	17 17	11 18
8	18 15	44 16
7	86 13	83 14
6	115 11	20 12
5	9 9	57 10
4	3 7	97 8
3	43 5	71 6
2	1 3	37 4
1	99 1	33 2

POLE POSITION

Results provisional until the conclusion of judicial and technical matters

Orbits

Chief Timekeeper: D.Bradfield

Clerk of the Course:

Live timing available at timing.rhwright.co.uk

www.mylaps.com

Licensed to: R.H.Wright Timing

Printed: 26/03/2022 11:18:32




R.H.Wright Timing

500MRCI March Race Meeting

Legends
Race 1 (R2)
Race (8 Laps)

Kirkistown 500 MRCI 1.512 miles

26/03/2022 11:40



7	99	18
	13	14
6	44	12
	11	12
5	13	91
	9	10
4	22	50
	7	8
3	24	16
	5	6
2	37	21
	3	4
1	63	1
	1	2

POLE POSITION



Results provisional until the conclusion of judicial and technical matters

Orbits

Chief Timekeeper: D.Bradfield

Clerk of the Course:

Live timing available at timing.rhwright.co.uk

www.mylaps.com

Licensed to: R.H.Wright Timing

Printed: 26/03/2022 11:07:02



500MRCI March Race Meeting

Legends

Kirkistown 500 MRCI 1.512 miles

Race 1 restart (R2a)

26/03/2022 11:39

Race (7 Laps) started at 11:44:47

Lap	Lap Tm	Diff	Time of Day
(21) Niall Murray			
1	1:08.064	+1.515	11:45:55.669
2	1:06.549		11:47:02.218
3	1:06.877	+0.328	11:48:09.095
4	1:07.173	+0.624	11:49:16.268
5	1:07.202	+0.653	11:50:23.470
6	1:07.369	+0.820	11:51:30.839
7	1:07.259	+0.710	11:52:38.098
(1) Geoff Richardson			
1	1:07.765	+0.885	11:45:55.267
2	1:06.880		11:47:02.147
3	1:06.994	+0.114	11:48:09.141
4	1:07.444	+0.564	11:49:16.585
5	1:07.233	+0.353	11:50:23.818
6	1:07.142	+0.262	11:51:30.960
7	1:07.172	+0.292	11:52:38.132
(22) Peter Barrable			
1	1:10.653	+4.119	11:45:58.803
2	1:07.519	+0.985	11:47:06.322
3	1:06.735	+0.201	11:48:13.057
4	1:06.534		11:49:19.591
5	1:07.393	+0.859	11:50:26.984
6	1:07.012	+0.478	11:51:33.996
7	1:06.748	+0.214	11:52:40.744
(37) Ivor Greenwood			
1	1:09.048	+2.044	11:45:56.785
2	1:07.004		11:47:03.789
3	1:07.438	+0.434	11:48:11.227
4	1:07.570	+0.566	11:49:18.797
5	1:07.446	+0.442	11:50:26.243
6	1:07.264	+0.260	11:51:33.507
7	1:07.292	+0.288	11:52:40.799
(24) Greg Richardson			
1	1:09.128	+1.947	11:45:57.087
2	1:07.181		11:47:04.268
3	1:07.494	+0.313	11:48:11.762
4	1:07.225	+0.044	11:49:18.987
5	1:07.534	+0.353	11:50:26.521
6	1:07.536	+0.355	11:51:34.057
7	1:10.509	+3.328	11:52:44.566
(16) Gordon Brown			
1	1:10.804	+3.385	11:45:58.666
2	1:08.371	+0.952	11:47:07.037
3	1:07.419		11:48:14.456
4	1:07.607	+0.188	11:49:22.063
5	1:07.712	+0.293	11:50:29.775
6	1:08.213	+0.794	11:51:37.988
7	1:08.289	+0.870	11:52:46.277
(50) David Yamamoto			
1	1:10.846	+2.951	11:45:58.946
2	1:08.634	+0.739	11:47:07.580
3	1:07.895		11:48:15.475
4	1:08.512	+0.617	11:49:23.987
5	1:08.667	+0.772	11:50:32.654
6	1:09.452	+1.557	11:51:42.106
7	1:08.943	+1.048	11:52:51.049
(63) Derek Hogan			
1	1:17.427	+8.325	11:46:04.940
2	1:09.847	+0.745	11:47:14.787
3	1:10.052	+0.950	11:48:24.839
4	1:09.872	+0.770	11:49:34.711
5	1:10.296	+1.194	11:50:45.007
6	1:09.102		11:51:54.109
7	1:10.178	+1.076	11:53:04.287
(99) Scott Jackson			

Lap	Lap Tm	Diff	Time of Day
1	1:16.741	+7.517	11:46:05.848
2	1:09.224		11:47:15.072
3	1:09.896	+0.672	11:48:24.968
4	1:09.956	+0.732	11:49:34.924
5	1:09.669	+0.445	11:50:44.593
6	1:09.605	+0.381	11:51:54.198
7	1:10.623	+1.399	11:53:04.821
(13) Lee Malone			
1	1:16.537	+6.399	11:46:05.129
2	1:11.001	+0.863	11:47:16.130
3	1:10.797	+0.659	11:48:26.927
4	1:10.138		11:49:37.065
5	1:15.009	+4.871	11:50:52.074
6	1:11.003	+0.865	11:52:03.077
7	1:12.020	+1.882	11:53:15.097
(91) Colin Hamill			
1	1:17.572	+6.121	11:46:06.099
2	1:12.256	+0.805	11:47:18.355
3	1:11.451		11:48:29.806
4	1:11.642	+0.191	11:49:41.448
5	1:12.384	+0.933	11:50:53.832
6	1:11.502	+0.051	11:52:05.334
7	1:14.361	+2.910	11:53:19.695
(44) Anthony Malone			
1	1:15.164	+4.524	11:46:03.971
2	1:11.268	+0.628	11:47:15.239
3	1:10.709	+0.069	11:48:25.948
4	1:10.759	+0.119	11:49:36.707
5	1:10.640		11:50:47.347
6	1:10.836	+0.196	11:51:58.183
7	1:27.253	+16.613	11:53:25.436
(18) Richard Spence			
1	1:18.787	+6.986	11:46:08.101
2	1:11.801		11:47:19.902
3	1:24.929	+13.128	11:48:44.831
4	1:12.970	+1.169	11:49:57.801
5	1:12.720	+0.919	11:51:10.521
6	1:12.481	+0.680	11:52:23.002
7	1:12.210	+0.409	11:53:35.212

Results provisional until the conclusion of judicial and technical matters

Orbits

Chief Timekeeper: D.Bradfield

Clerk of the Course:

Live timing available at timing.rhwright.co.uk

www.mylaps.com

Licensed to: R.H.Wright Timing



R.H.Wright Timing

500MRCI March Race Meeting

Sorted on Laps

Legends

Kirkistown 500 MRCI 1.512 miles

Race 1 restart (R2a)

26/03/2022 11:39

Race (7 Laps) started at 11:44:47

Pos	No.	Name	Make	Laps	Total Tm	Best Tm	Best Speed	In Lap	Avg. Speed
1	21	Niall Murray	1.2 Legend	7	7:50.596	1:06.549	81.790	2	80.964
2	1	Geoff Richardson	1.2 Legend	7	7:50.630	1:06.880	81.385	2	80.958
3	22	Peter Barrable	1.2 Legend	7	7:53.242	1:06.534	81.808	4	80.511
4	37	Ivor Greenwood	1.2 Legend	7	7:53.297	1:07.004	81.234	2	80.502
5	24	Greg Richardson	1.2 Legend	7	7:57.064	1:07.181	81.020	2	79.866
6	16	Gordon Brown	1.2 Legend	7	7:58.775	1:07.419	80.734	3	79.580
7	50	David Yamamoto	1.2 Legend	7	8:03.547	1:07.895	80.168	3	78.795
8	63	Derek Hogan	1.2 Legend	7	8:16.785	1:09.102	78.768	6	76.695
9	99	Scott Jackson	1.2 Legend	7	8:17.319	1:09.224	78.629	2	76.613
10	13	Lee Malone	1.2 Legend	7	8:27.595	1:10.138	77.604	4	75.062
11	91	Colin Hamill	1.2 Legend	7	8:32.193	1:11.451	76.178	3	74.388
12	44	Anthony Malone	1.2 Legend	7	8:37.934	1:10.640	77.053	5	73.564
13	18	Richard Spence	1.2 Legend	7	8:47.710	1:11.801	75.807	2	72.201
Not classified									
DNS	12	Ciaran Bergin	1.2 Legend					0	

Announcements

Race red-flagged on lap 1. Race restarted over 7 laps. Q12.15.1
New Track Record (1:06.534) for Legends by Peter Barrable.

Margin of Victory	Avg. Speed	Best Lap Tm	Best Speed	Best Lap by
0.034	80.964	1:06.534	81.808	22 - Peter Barrable

Results provisional until the conclusion of judicial and technical matters

Orbits

Chief Timekeeper: D.Bradfield

Clerk of the Course:

Live timing available at timing.rhwright.co.uk

www.mylaps.com

Licensed to: R.H.Wright Timing

Printed: 26/03/2022 11:54:13



500MRCI March Race Meeting

Legends

Kirkistown 500 MRCI 1.512 miles

Race 2 (R6)

26/03/2022 13:25

Race (8 Laps) started at 13:12:26

Lap	Lap Tm	Diff	Time of Day
(21) Niall Murray			
1	1:08.977	+2.228	13:13:35.556
2	1:06.827	+0.078	13:14:42.383
3	1:07.045	+0.296	13:15:49.428
4	1:07.389	+0.640	13:16:56.817
5	1:06.749		13:18:03.566
6	1:07.469	+0.720	13:19:11.035
7	1:07.779	+1.030	13:20:18.814
8	1:07.829	+1.080	13:21:26.643
(22) Peter Barrable			
1	1:09.156	+2.398	13:13:35.442
2	1:06.758		13:14:42.200
3	1:07.018	+0.260	13:15:49.218
4	1:07.129	+0.371	13:16:56.347
5	1:07.077	+0.319	13:18:03.424
6	1:07.648	+0.890	13:19:11.072
7	1:07.739	+0.981	13:20:18.811
8	1:07.909	+1.151	13:21:26.720
(1) Geoff Richardson			
1	1:09.940	+2.822	13:13:36.716
2	1:07.118		13:14:43.834
3	1:07.194	+0.076	13:15:51.028
4	1:07.612	+0.494	13:16:58.640
5	1:07.834	+0.716	13:18:06.474
6	1:07.471	+0.353	13:19:13.945
7	1:07.769	+0.651	13:20:21.714
8	1:09.018	+1.900	13:21:30.732
(24) Greg Richardson			
1	1:10.269	+3.149	13:13:36.784
2	1:07.120		13:14:43.904
3	1:07.192	+0.072	13:15:51.096
4	1:07.770	+0.650	13:16:58.866
5	1:07.676	+0.556	13:18:06.542
6	1:08.899	+1.779	13:19:15.441
7	1:07.950	+0.830	13:20:23.391
8	1:08.354	+1.234	13:21:31.745
(16) Gordon Brown			
1	1:10.387	+2.991	13:13:36.860
2	1:08.252	+0.856	13:14:45.112
3	1:08.025	+0.629	13:15:53.137
4	1:07.994	+0.598	13:17:01.131
5	1:08.013	+0.617	13:18:09.144
6	1:07.734	+0.338	13:19:16.878
7	1:07.396		13:20:24.274
8	1:08.750	+1.354	13:21:33.024
(37) Ivor Greenwood			
1	1:13.578	+6.198	13:13:40.253
2	1:10.112	+2.732	13:14:50.365
3	1:07.668	+0.288	13:15:58.033
4	1:07.380		13:17:05.413
5	1:09.517	+2.137	13:18:14.930
6	1:08.286	+0.906	13:19:23.216
7	1:07.692	+0.312	13:20:30.908
8	1:10.501	+3.121	13:21:41.409
(50) David Yamamoto			
1	1:16.187	+8.487	13:13:42.442
2	1:08.943	+1.243	13:14:51.385
3	1:07.700		13:15:59.085
4	1:08.095	+0.395	13:17:07.180
5	1:08.504	+0.804	13:18:15.684
6	1:09.159	+1.459	13:19:24.843
7	1:08.679	+0.979	13:20:33.522
8	1:09.867	+2.167	13:21:43.389
(99) Scott Jackson			
1	1:11.672	+2.831	13:13:38.893
2	1:09.057	+0.216	13:14:47.950

Lap	Lap Tm	Diff	Time of Day
3	1:08.841		13:15:56.791
4	1:09.072	+0.231	13:17:05.863
5	1:09.884	+1.043	13:18:15.747
6	1:18.052	+9.211	13:19:33.799
7	1:09.905	+1.064	13:20:43.704
8	1:13.139	+4.298	13:21:56.843
(12) Ciaran Bergin			
1	1:13.956	+3.976	13:13:41.667
2	1:09.980		13:14:51.647
3	1:10.285	+0.305	13:16:01.932
4	1:11.521	+1.541	13:17:13.453
5	1:11.448	+1.468	13:18:24.901
6	1:11.635	+1.655	13:19:36.536
7	1:14.424	+4.444	13:20:50.960
8	1:14.057	+4.077	13:22:05.017
(18) Richard Spence			
1	1:17.968	+6.986	13:13:45.161
2	1:12.369	+1.387	13:14:57.530
3	1:11.156	+0.174	13:16:08.686
4	1:12.085	+1.103	13:17:20.771
5	1:10.982		13:18:31.753
6	1:11.442	+0.460	13:19:43.195
7	1:11.353	+0.371	13:20:54.548
8	1:11.446	+0.464	13:22:05.994
(91) Colin Hamill			
1	1:16.713	+5.727	13:13:44.879
2	1:11.971	+0.985	13:14:56.850
3	1:11.820	+0.834	13:16:08.670
4	1:11.761	+0.775	13:17:20.431
5	1:10.986		13:18:31.417
6	1:11.816	+0.830	13:19:43.233
7	1:11.684	+0.698	13:20:54.917
8	1:12.320	+1.334	13:22:07.237
(13) Lee Malone			
1	1:14.890	+4.820	13:13:42.977
2	1:19.607	+9.537	13:15:02.584
3	1:10.508	+0.438	13:16:13.092
4	1:11.006	+0.936	13:17:24.098
5	1:10.966	+0.896	13:18:35.064
6	1:10.070		13:19:45.134
7	1:12.633	+2.563	13:20:57.767
8	1:13.184	+3.114	13:22:10.951
(44) Anthony Malone			
1	1:15.884	+4.723	13:13:43.480
2	1:25.132	+13.971	13:15:08.612
3	1:12.493	+1.332	13:16:21.105
4	1:11.161		13:17:32.266
5	1:20.283	+9.122	13:18:52.549
6	1:11.643	+0.482	13:20:04.192
7	1:13.738	+2.577	13:21:17.930
8	1:14.671	+3.510	13:22:32.601
(63) Derek Hogan			
1	1:11.153	+2.506	13:13:38.126
2	1:09.044	+0.397	13:14:47.170
3	1:08.967	+0.320	13:15:56.137
4	1:08.647		13:17:04.784
5	1:10.685	+2.038	13:18:15.469
6	1:18.744	+10.097	13:19:34.213

Results provisional until the conclusion of judicial and technical matters

Orbits

Chief Timekeeper: D.Bradfield

Clerk of the Course:

Live timing available at timing.rhwright.co.uk

www.mylaps.com

Licensed to: R.H.Wright Timing



R.H.Wright Timing

500MRCI March Race Meeting

Sorted on Laps

Legends

Kirkistown 500 MRCI 1.512 miles

Race 2 (R6)

26/03/2022 13:25

Race (8 Laps) started at 13:12:26

Pos	No.	Name	Make	Laps	Total Tm	Best Tm	Best Speed	In Lap	Avg. Speed
1	21	Niall Murray	1.2 Legend	8	9:00.388	1:06.749	81.545	5	80.579
2	22	Peter Barrable	1.2 Legend	8	9:00.465	1:06.758	81.534	2	80.568
3	1	Geoff Richardson	1.2 Legend	8	9:04.477	1:07.118	81.096	2	79.974
4	24	Greg Richardson	1.2 Legend	8	9:05.490	1:07.120	81.094	2	79.826
5	16	Gordon Brown	1.2 Legend	8	9:06.769	1:07.396	80.762	7	79.639
6	37	Ivor Greenwood	1.2 Legend	8	9:15.154	1:07.380	80.781	4	78.436
7	50	David Yamamoto	1.2 Legend	8	9:17.134	1:07.700	80.399	3	78.157
8	99	Scott Jackson	1.2 Legend	8	9:30.588	1:08.841	79.067	3	76.315
9	12	Ciaran Bergin	1.2 Legend	8	9:38.762	1:09.980	77.780	2	75.237
10	18	Richard Spence	1.2 Legend	8	9:39.739	1:10.982	76.682	5	75.110
11	91	Colin Hamill	1.2 Legend	8	9:40.982	1:10.986	76.677	5	74.949
12	13	Lee Malone	1.2 Legend	8	9:44.696	1:10.070	77.680	6	74.473
13	44	Anthony Malone	1.2 Legend	8	10:06.346	1:11.161	76.489	4	71.814
Not classified									
DNF	63	Derek Hogan	1.2 Legend	6	7:07.958	1:08.647	79.290	4	76.312

Margin of Victory

Avg. Speed

Best Lap Tm

Best Speed

Best Lap by

0.077

80.579

1:06.749

81.545

21 - Niall Murray

Results provisional until the conclusion of judicial and technical matters

Orbits

Chief Timekeeper: D.Bradfield

Clerk of the Course:

Live timing available at timing.rhwright.co.uk

www.mylaps.com

Licensed to: R.H.Wright Timing

Printed: 26/03/2022 13:22:52



500MRCI March Race Meeting

Legends

Kirkistown 500 MRCI 1.512 miles

Race 2 (R6)

26/03/2022 13:25

Race (8 Laps)

7	91	13
	13	14
6	12	44
	11	12
5	18	99
	9	10
4	1	63
	7	8
3	21	37
	5	6
2	16	24
	3	4
1	50	22
	1	2

POLE POSITION



Results provisional until the conclusion of judicial and technical matters

Orbits

Chief Timekeeper: D.Bradfield

Clerk of the Course:

Live timing available at timing.rhwright.co.uk

www.mylaps.com

Licensed to: R.H.Wright Timing



500MRCI March Race Meeting

Legends

Kirkistown 500 MRCI 1.512 miles

Race 3 (R10)

26/03/2022 15:20

Race (10 Laps)

7	13	99
	13	14
6	18	91
	11	12
5	12	44
	9	10
4	22	21
	7	8
3	24	1
	5	6
2	16	37
	3	4
1	63	50
	1	2

POLE POSITION

Results provisional until the conclusion of judicial and technical matters

Orbits

Chief Timekeeper: D.Bradfield

Clerk of the Course:

Live timing available at timing.rhwright.co.uk

www.mylaps.com

Licensed to: R.H.Wright Timing



500MRCI March Race Meeting


Legends

Kirkistown 500 MRCI 1.512 miles

Race 3 restart (R10a)

26/03/2022 15:19

Race (5 Laps) started at 15:52:32



Lap	Lap Tm	Diff	Time of Day
(21) Niall Murray			
1	1:08.816	+0.808	15:53:41.517
2	1:08.745	+0.737	15:54:50.262
3	1:08.008		15:55:58.270
4	1:08.535	+0.527	15:57:06.805
5	1:08.437	+0.429	15:58:15.242
(1) Geoff Richardson			
1	1:09.035	+1.172	15:53:41.837
2	1:08.892	+1.029	15:54:50.729
3	1:07.863		15:55:58.592
4	1:08.669	+0.806	15:57:07.398
5	1:08.191	+0.328	15:58:15.526
(24) Greg Richardson			
1	1:10.774	+3.044	15:53:43.395
2	1:07.730		15:54:51.125
3	1:07.756	+0.026	15:55:58.881
4	1:08.336	+0.606	15:57:07.217
5	1:08.104	+0.374	15:58:15.321
(22) Peter Barrable			
1	1:11.694	+4.060	15:53:44.437
2	1:07.634		15:54:52.071
3	1:08.944	+1.310	15:56:01.015
4	1:08.829	+1.195	15:57:09.844
5	1:09.526	+1.892	15:58:19.370
(37) Ivor Greenwood			
1	1:10.562	+2.021	15:53:43.032
2	1:09.155	+0.594	15:54:52.187
3	1:08.561		15:56:00.748
4	1:09.081	+0.520	15:57:09.829
5	1:10.082	+1.521	15:58:19.911
(63) Derek Hogan			
1	1:13.840	+4.828	15:53:46.260
2	1:10.565	+1.353	15:54:56.825
3	1:10.158	+0.946	15:56:06.983
4	1:09.212		15:57:16.195
5	1:10.474	+1.262	15:58:26.669
(12) Ciaran Bergin			
1	1:14.222	+1.941	15:53:47.443
2	1:12.372	+0.091	15:54:59.815
3	1:13.851	+1.570	15:56:13.666
4	1:12.777	+0.496	15:57:26.443
5	1:12.281		15:58:38.724
(18) Richard Spence			
1	1:16.174	+4.473	15:53:49.879
2	1:11.701		15:55:01.580
3	1:12.619	+0.918	15:56:14.199
4	1:12.394	+0.693	15:57:26.593
5	1:12.421	+0.720	15:58:39.014
(44) Anthony Malone			
1	1:16.096	+5.085	15:53:49.497
2	1:11.011		15:55:00.508
3	1:13.326	+2.315	15:56:13.834
4	1:13.482	+2.471	15:57:27.316
5	1:12.580	+1.569	15:58:39.896
(13) Lee Malone			
1	1:16.248	+4.926	15:53:50.800
2	1:14.499	+3.177	15:55:05.299
3	1:12.300	+0.978	15:56:17.399
4	1:12.108	+0.786	15:57:29.507
5	1:11.322		15:58:40.829
(91) Colin Hamil			
1	1:16.341	+5.642	15:53:50.432
2	1:14.374	+3.675	15:55:04.806

Lap	Lap Tm	Diff	Time of Day
3	1:10.699		15:56:15.505
4	1:11.961	+1.262	15:57:27.466
5	1:13.406	+2.707	15:58:40.872
(50) David Yamamoto			
1	1:21.175	+11.523	15:53:57.045
2	1:13.094	+3.442	15:55:10.139
3	1:12.422	+2.770	15:56:22.561
4	1:10.989	+1.337	15:57:33.550
5	1:09.652		15:58:43.202

Lap	Lap Tm	Diff	Time of Day
-----	--------	------	-------------

Results provisional until the conclusion of judicial and technical matters

Orbits

Chief Timekeeper: D.Bradfield

Clerk of the Course:

Live timing available at timing.rhwright.co.uk

www.mylaps.com

Licensed to: R.H.Wright Timing



R.H.Wright Timing

500MRCI March Race Meeting

Sorted on Laps

Legends

Kirkistown 500 MRCI 1.512 miles

Race 3 restart (R10a)

26/03/2022 15:19

Race (5 Laps) started at 15:52:32

Pos	No.	Name	Make	Laps	Total Tm	Best Tm	Best Speed	In Lap	Avg. Speed
1	21	Niall Murray	1.2 Legend	5	5:42.822	1:08.008	80.035	3	79.386
2	1	Geoff Richardson	1.2 Legend	5	5:42.832	1:07.863	80.206	3	79.383
3	24	Greg Richardson	1.2 Legend	5	5:42.901	1:07.730	80.364	2	79.367
4	22	Peter Barrable	1.2 Legend	5	5:46.950	1:07.634	80.478	2	78.441
5	37	Ivor Greenwood	1.2 Legend	5	5:47.491	1:08.561	79.389	3	78.319
6	63	Derek Hogan	1.2 Legend	5	5:54.249	1:09.212	78.643	4	76.825
7	12	Ciaran Bergin	1.2 Legend	5	6:06.304	1:12.281	75.304	5	74.296
8	18	Richard Spence	1.2 Legend	5	6:06.594	1:11.701	75.913	2	74.238
9	44	Anthony Malone	1.2 Legend	5	6:07.476	1:11.011	76.650	2	74.060
10	13	Lee Malone	1.2 Legend	5	6:08.409	1:11.322	76.316	5	73.872
11	91	Colin Hamill	1.2 Legend	5	6:08.452	1:10.699	76.989	3	73.863
12	50	David Yamamoto	1.2 Legend	5	6:10.782	1:09.652	78.146	5	73.399
Not classified									
DNS	16	Gordon Brown	1.2 Legend				-	0	-
DNS	99	Scott Jackson	1.2 Legend				-	0	-

Announcements

Race red flagged on Lap 1. Race restarted over 5 laps. (Q12.15.1)

Margin of Victory	Avg. Speed	Best Lap Tm	Best Speed	Best Lap by
0.010	79.386	1:07.634	80.478	22 - Peter Barrable

Results provisional until the conclusion of judicial and technical matters

Orbits

Chief Timekeeper: D.Bradfield

Clerk of the Course:

Live timing available at timing.rhwright.co.uk

www.mylaps.com

Licensed to: R.H.Wright Timing

Printed: 28/03/2022 17:43:59



500MRCI March Race Meeting


Roadsports

Kirkistown 500 MRCI 1.512 miles

Qualifying

26/03/2022 09:50

Qualifying started at 9:57:26



Lap	Lap Tm	Diff	Time of Day
(20) Jim Larkham			
1	1:02.520	+3.222	9:59:52.573
2	1:07.677	+8.379	10:01:00.250
3	1:01.194	+1.896	10:02:01.444
4	1:00.169	+0.871	10:03:01.613
5	59.621	+0.323	10:04:01.234
6	1:00.325	+1.027	10:05:01.559
7	59.298		10:06:00.857
8	1:03.211	+3.913	10:07:04.068
9	1:01.133	+1.835	10:08:05.201
(55) Mark Crawford			
1	1:02.576	+3.149	9:59:54.978
2	1:05.081	+5.654	10:01:00.059
3	1:01.820	+2.393	10:02:01.879
4	1:00.533	+1.106	10:03:02.412
5	59.427		10:04:01.839
6	1:00.368	+0.961	10:05:02.227
7	59.924	+0.497	10:06:02.151
8	1:00.550	+1.123	10:07:02.701
9	59.633	+0.206	10:08:02.334
(3) Niall Fitzsimmons			
1	1:01.324	+1.510	9:59:59.159
2	1:04.116	+4.302	10:01:03.275
3	1:00.612	+0.798	10:02:03.887
4	59.814		10:03:03.701
5	59.913	+0.099	10:04:03.614
6	1:00.650	+0.836	10:05:04.264
7	1:01.118	+1.304	10:06:05.382
8	1:00.475	+0.661	10:07:05.857
9	1:00.395	+0.581	10:08:06.252
(93) Steven Larkham			
1	1:02.387	+2.125	9:59:53.085
2	1:07.992	+7.730	10:01:01.077
3	1:00.969	+0.707	10:02:02.046
4	1:00.982	+0.720	10:03:03.028
5	1:00.368	+0.106	10:04:03.396
6	1:00.592	+0.330	10:05:03.988
7	1:00.904	+0.642	10:06:04.892
8	1:00.354	+0.092	10:07:05.246
9	1:00.262		10:08:05.508
(91) Ian Leinster			
1	1:03.323	+2.581	10:00:14.924
2	1:02.345	+1.603	10:01:17.269
3	1:03.870	+3.128	10:02:21.139
4	1:01.027	+0.285	10:03:22.166
5	1:00.742		10:04:22.908
6	1:02.641	+1.899	10:05:25.549
7	1:01.088	+0.346	10:06:26.637
8	1:05.725	+4.983	10:07:32.362
9	1:14.795	+14.053	10:08:47.157
(56) John Benson			
1	1:02.670	+1.518	10:00:08.839
2	1:01.792	+0.640	10:01:10.631
3	1:02.266	+1.114	10:02:12.897
4	1:01.152		10:03:14.049
5	1:01.778	+0.626	10:04:15.827
6	1:01.715	+0.563	10:05:17.542
(146) David Mutch			
1	1:03.809	+0.201	9:59:57.923
2	1:05.316	+1.708	10:01:03.239
3	1:05.554	+1.946	10:02:08.793
4	1:03.608		10:03:12.401
5	1:05.268	+1.660	10:04:17.669
6	1:09.093	+5.485	10:05:26.762
7	1:04.505	+0.897	10:06:31.267
8	1:04.635	+1.027	10:07:35.902
9	1:07.889	+4.281	10:08:43.791

Lap	Lap Tm	Diff	Time of Day
(64) Gregory Elliott			
1	1:12.188	+8.316	10:01:01.898
2	1:07.348	+3.476	10:02:09.246
3	1:04.655	+0.783	10:03:13.901
4	1:04.479	+0.607	10:04:18.380
5	1:05.313	+1.441	10:05:23.693
6	1:05.549	+1.677	10:06:29.242
7	1:04.530	+0.658	10:07:33.772
8	1:03.872		10:08:37.644
(15) Paul Thompson			
1	1:04.957	+0.915	10:00:24.605
2	1:05.389	+1.347	10:01:29.994
3	1:04.337	+0.295	10:02:34.331
4	1:04.273	+0.231	10:03:38.604
5	1:04.042		10:04:42.646
6	1:11.791	+7.749	10:05:54.437
7	1:07.483	+3.441	10:07:01.920
8	1:04.584	+0.542	10:08:06.504
(34) Mark Francis			
1	1:20.688	+16.124	10:01:08.321
2	1:15.903	+11.339	10:02:24.224
3	1:06.585	+2.021	10:03:30.809
4	1:04.564		10:04:35.373
(44) Richard Francis			
1	1:28.766	+23.710	10:01:15.120
2	1:22.311	+17.255	10:02:37.431
3	2:26.832	+1:21.776	10:05:04.263
4	1:16.642	+11.586	10:06:20.905
5	1:05.056		10:07:25.961
6	1:05.403	+0.347	10:08:31.364
(10) Brendan Casement			
1	1:09.015	+3.913	10:00:23.386
2	1:07.345	+2.243	10:01:30.731
3	1:06.555	+1.453	10:02:37.286
4	1:08.244	+3.142	10:03:45.530
5	1:06.866	+1.764	10:04:52.396
6	1:08.190	+3.088	10:06:00.586
7	1:07.880	+2.778	10:07:08.466
8	1:05.102		10:08:13.568
(917) Jimmy Dougan			
1	1:16.541	+9.054	10:00:24.940
2	1:08.490	+1.003	10:01:33.430
3	1:07.487		10:02:40.917
4	1:11.447	+3.960	10:03:52.364
(259) Robert Knowles			
1	1:23.053	+7.968	10:01:11.919
2	1:19.073	+3.988	10:02:30.992
3	1:16.840	+1.755	10:03:47.832
4	1:17.265	+2.180	10:05:05.097
5	1:16.096	+1.011	10:06:21.193
6	1:15.085		10:07:36.278
7	1:15.095	+0.010	10:08:51.373

Results provisional until the conclusion of judicial and technical matters

Orbits

Chief Timekeeper: D.Bradfield

Clerk of the Course:

Live timing available at timing.rhwright.co.uk

www.mylaps.com

Licensed to: R.H.Wright Timing



R.H.Wright Timing

500MRCI March Race Meeting

Sorted on best lap time

Roadsports

Kirkistown 500 MRCI 1.512 miles

Qualifying

26/03/2022 09:50

Qualifying started at 9:57:26

Pos	No.	Name	Make	Best Tm	Diff	In Lap	Best Speed	2nd Best	2nd Lap
1	20	Jim Larkham	1.3 Radical PR6	59.298		7	91.791	59.621	5
2	55	Mark Crawford	1.8 Caterham Rover	59.427	0.129	5	91.592	59.633	9
3	3	Niall Fitzsimmons	1.3 Radical Prosport	59.814	0.516	4	90.999	59.913	5
4	93	Steven Larkham	1.3 Radical PR6	1:00.262	0.964	9	90.323	1:00.354	8
5	91	Ian Leinster		1:00.742	1.444	5	89.609	1:01.027	4
6	56	John Benson	2.0 Crossle 37S	1:01.152	1.854	4	89.008	1:01.715	6
7	146	David Mutch	1.0 GMS Honda	1:03.608	4.310	4	85.571	1:03.809	1
8	64	Gregory Elliott	1.0 Westfield Honda	1:03.872	4.574	8	85.218	1:04.479	4
9	15	Paul Thompson	1.0 Striker Honda	1:04.042	4.744	5	84.991	1:04.273	4
10	34	Mark Francis	1.0 Locost Honda	1:04.564	5.266	4	84.304	1:06.585	3
11	44	Richard Francis	1.0 Westfield Honda	1:05.056	5.758	5	83.667	1:05.403	6
12	10	Brendan Casement		1:05.102	5.804	8	83.608	1:06.555	3
13	917	Jimmy Dougan	1.0 Seven Honda	1:07.487	8.189	3	80.653	1:08.490	2
14	259	Robert Knowles	1.0 Westfield Honda	1:15.085	15.787	6	72.491	1:15.095	7
15	641	Brian Elliott	1.3 Radical Prosport			0	-		0
Not classified									
DNS	251	Cameron Boyd	1.0 Westfield Honda			0	-		0

Announcements

Car 641 – Please fit a working transponder as per MSUK Reg Q12.8.1

Results provisional until the conclusion of judicial and technical matters

Orbits

Chief Timekeeper: D.Bradfield

Clerk of the Course:

Live timing available at timing.rhwright.co.uk

www.mylaps.com

Licensed to: R.H.Wright Timing



500MRCI March Race Meeting

Roadsports

Kirkistown 500 MRCI 1.512 miles

Race 1 (R3)

26/03/2022 12:35

Race (12:00 and 1 Laps) started at 12:05:03

Lap	Lap Tm	Diff	Time of Day
(55) Mark Crawford			
1	1:03.843	+4.584	12:06:08.869
2	59.259		12:07:08.128
3	59.348	+0.089	12:08:07.476
4	59.605	+0.346	12:09:07.081
5	59.985	+0.726	12:10:07.066
6	1:00.613	+1.354	12:11:07.679
7	1:00.133	+0.874	12:12:07.812
8	1:01.545	+2.286	12:13:09.357
9	1:00.997	+1.738	12:14:10.354
10	1:00.759	+1.500	12:15:11.113
11	1:01.978	+2.719	12:16:13.091
12	1:00.615	+1.356	12:17:13.706
13	1:00.812	+1.553	12:18:14.518
(20) Jim Larkham			
1	1:06.234	+6.991	12:06:11.794
2	1:01.251	+2.008	12:07:13.045
3	1:01.340	+2.097	12:08:14.385
4	1:00.558	+1.315	12:09:14.943
5	1:00.332	+1.089	12:10:15.275
6	1:00.079	+0.836	12:11:15.354
7	59.381	+0.138	12:12:14.735
8	59.507	+0.264	12:13:14.242
9	59.600	+0.357	12:14:13.842
10	1:00.841	+1.598	12:15:14.683
11	59.974	+0.731	12:16:14.657
12	59.243		12:17:13.900
13	1:00.787	+1.544	12:18:14.687
(91) Ian Leinster			
1	1:05.908	+5.188	12:06:12.461
2	1:01.690	+0.950	12:07:14.151
3	1:01.188	+0.448	12:08:15.339
4	1:01.653	+0.913	12:09:16.992
5	1:00.740		12:10:17.732
6	1:00.779	+0.039	12:11:18.511
7	1:00.896	+0.156	12:12:19.407
8	1:00.978	+0.238	12:13:20.385
9	1:01.023	+0.283	12:14:21.408
10	1:01.128	+0.388	12:15:22.536
11	1:01.394	+0.654	12:16:23.930
12	1:00.803	+0.063	12:17:24.733
13	1:01.214	+0.474	12:18:25.947
(93) Steven Larkham			
1	1:08.344	+8.649	12:06:18.266
2	1:01.511	+1.816	12:07:19.777
3	1:01.689	+1.994	12:08:21.466
4	1:02.758	+3.063	12:09:24.224
5	1:01.350	+1.655	12:10:25.574
6	1:00.530	+0.835	12:11:26.104
7	1:01.258	+1.563	12:12:27.362
8	1:00.370	+0.675	12:13:27.732
9	1:00.005	+0.310	12:14:27.737
10	59.830	+0.135	12:15:27.567
11	1:00.036	+0.341	12:16:27.603
12	1:00.447	+0.752	12:17:28.050
13	59.695		12:18:27.745
(15) Paul Thompson			
1	1:07.114	+3.545	12:06:15.728
2	1:04.887	+1.318	12:07:20.615
3	1:05.014	+1.445	12:08:25.629
4	1:04.168	+0.599	12:09:29.797
5	1:03.569		12:10:33.366
6	1:03.947	+0.378	12:11:37.313
7	1:04.172	+0.603	12:12:41.485
8	1:04.573	+1.004	12:13:46.058
9	1:04.931	+1.362	12:14:50.989
10	1:04.719	+1.150	12:15:55.708
11	1:04.555	+0.986	12:17:00.263
12	1:04.090	+0.521	12:18:04.353

Lap	Lap Tm	Diff	Time of Day
(146) David Mutch			
1	1:06.595	+2.773	12:06:14.453
2	1:04.166	+0.344	12:07:18.619
3	1:05.570	+1.748	12:08:24.189
4	1:04.007	+0.185	12:09:28.196
5	1:04.611	+0.789	12:10:32.807
6	1:04.191	+0.369	12:11:36.998
7	1:04.391	+0.569	12:12:41.389
8	1:04.556	+0.734	12:13:45.945
9	1:05.212	+1.390	12:14:51.157
10	1:05.021	+1.199	12:15:56.178
11	1:04.476	+0.654	12:17:00.654
12	1:04.153	+0.331	12:18:04.807
13	1:03.822		12:19:08.629
(44) Richard Francis			
1	1:08.284	+4.703	12:06:16.770
2	1:03.581		12:07:20.351
3	1:04.575	+0.994	12:08:24.926
4	1:04.090	+0.509	12:09:29.016
5	1:04.351	+0.770	12:10:33.367
6	1:04.537	+0.956	12:11:37.904
7	1:05.097	+1.516	12:12:43.001
8	1:04.542	+0.961	12:13:47.543
9	1:04.244	+0.663	12:14:51.787
10	1:04.324	+0.743	12:15:56.111
11	1:04.783	+1.202	12:17:00.894
12	1:04.251	+0.670	12:18:05.145
13	1:04.182	+0.601	12:19:09.327
(34) Mark Francis			
1	1:08.190	+5.074	12:06:16.323
2	1:06.690	+3.574	12:07:23.013
3	1:06.252	+3.136	12:08:29.265
4	1:04.670	+1.554	12:09:33.935
5	1:04.300	+1.184	12:10:38.235
6	1:03.823	+0.707	12:11:42.058
7	1:04.024	+0.908	12:12:46.082
8	1:04.085	+0.969	12:13:50.167
9	1:04.622	+1.506	12:14:54.789
10	1:04.216	+1.100	12:15:59.005
11	1:03.627	+0.511	12:17:02.632
12	1:03.650	+0.534	12:18:06.282
13	1:03.116		12:19:09.398
(917) Jimmy Dougan			
1	1:09.290	+3.955	12:06:18.928
2	1:06.462	+1.127	12:07:25.390
3	1:06.845	+1.510	12:08:32.235
4	1:05.874	+0.539	12:09:38.109
5	1:06.709	+1.374	12:10:44.818
6	1:06.526	+1.191	12:11:51.344
7	1:06.321	+0.986	12:12:57.665
8	1:06.091	+0.756	12:14:03.756
9	1:05.713	+0.378	12:15:09.469
10	1:07.397	+2.062	12:16:16.866
11	1:05.335		12:17:22.201
12	1:05.964	+0.629	12:18:28.165
(10) Brendan Casement			
1	1:13.519	+8.161	12:06:22.576
2	1:07.886	+2.528	12:07:30.462
3	1:07.591	+2.233	12:08:38.053
4	1:07.894	+2.536	12:09:45.947
5	1:07.623	+2.265	12:10:53.570
6	1:06.498	+1.140	12:12:00.068
7	1:06.241	+0.883	12:13:06.309
8	1:05.358		12:14:11.667
9	1:08.230	+2.872	12:15:19.897
10	1:06.256	+0.898	12:16:26.153
11	1:08.273	+2.915	12:17:34.426
12	1:05.965	+0.607	12:18:40.391

Lap	Lap Tm	Diff	Time of Day
(259) Robert Knowles			
1	1:19.455	+7.488	12:06:30.696
2	1:13.709	+1.742	12:07:44.405
3	1:16.023	+4.056	12:09:00.428
4	1:15.047	+3.080	12:10:15.475
5	1:12.982	+1.015	12:11:28.457
6	1:12.972	+1.005	12:12:41.429
7	1:12.919	+0.952	12:13:54.348
8	1:11.967		12:15:06.315
9	1:13.675	+1.708	12:16:19.990
10	1:16.581	+4.614	12:17:36.571
11	1:12.223	+0.256	12:18:48.794
(3) Niall Fitzsimmons			
1	1:03.630	+3.945	12:06:09.411
2	59.685		12:07:09.096
3	1:00.162	+0.477	12:08:09.258
4	1:00.161	+0.476	12:09:09.419
5	1:00.994	+1.309	12:10:10.413
6	1:00.432	+0.747	12:11:10.845

Results provisional until the conclusion of judicial and technical matters

Orbits

Chief Timekeeper: D.Bradfield

Clerk of the Course:

Live timing available at timing.rhwright.co.uk

www.mylaps.com

Licensed to: R.H.Wright Timing



500MRCI March Race Meeting

Sorted on Laps

Roadsports

Kirkistown 500 MRCI 1.512 miles

Race 1 (R3)

26/03/2022 12:35

Race (12:00 and 1 Laps) started at 12:05:03

Pos	No.	Name	Make	Laps	Total Tm	Best Tm	Best Speed	In Lap	Avg. Speed
1	55	Mark Crawford	1.8 Caterham Rover	13	13:11.460	59.259	91.851	2	89.403
2	20	Jim Larkham	1.3 Radical PR6	13	13:11.629	59.243	91.876	12	89.384
3	91	Ian Leinster	MG Midget	13	13:22.889	1:00.740	89.612	5	88.131
4	93	Steven Larkham	1.3 Radical PR6	13	13:24.687	59.695	91.181	13	87.934
5	15	Paul Thompson	1.0 Striker Honda	13	14:05.436	1:03.569	85.624	5	83.696
6	146	David Mutch	1.0 GMS Honda	13	14:05.571	1:03.822	85.284	13	83.682
7	44	Richard Francis	1.0 Westfield Honda	13	14:06.269	1:03.581	85.608	2	83.613
8	34	Mark Francis	1.0 Locost Honda	13	14:06.340	1:03.116	86.238	13	83.606
9	917	Jimmy Dougan	1.0 Seven Honda	12	13:25.107	1:05.335	83.309	11	81.127
10	10	Brendan Casement	Vauxhall Tigra	12	13:37.333	1:05.358	83.280	8	79.914
11	259	Robert Knowles	1.0 Westfield Honda	11	13:45.736	1:11.967	75.632	8	72.509
Not classified									
DNF	3	Niall Fitzsimmons	1.3 Radical Prosport	6	6:07.787	59.685	91.196	2	88.796
DNF	56	John Benson	2.0 Crossle 37S		3.340		-	0	-
DNF	251	Cameron Boyd	1.0 Westfield Honda		7.074		-	0	-
DNF	64	Gregory Elliott	1.0 Westfield Honda				-	0	-

Announcements

Car 641 - No transponder times recorded (Q12.8.1)

Margin of Victory	Avg. Speed	Best Lap Tm	Best Speed	Best Lap by
0.169	89.403	59.243	91.876	20 - Jim Larkham

Results provisional until the conclusion of judicial and technical matters

Orbits

Chief Timekeeper: D.Bradfield

Clerk of the Course:

Live timing available at timing.rhwright.co.uk

www.mylaps.com

Licensed to: R.H.Wright Timing

Printed: 27/03/2022 12:51:16



500MRCI March Race Meeting

Roadsports

Kirkistown 500 MRCI 1.512 miles


Race 1 (R4)

26/03/2022 12:35

Race (12:00 and 1 Laps)

11	251	
	21	
10	917	259
	19	20
9	44	10
	17	18
8	15	34
	15	16
7	146	64
	13	14
6		12
	11	
5		10
	9	
4	641	
	7	8
3	91	56
	5	6
2	3	93
	3	4
1	20	55
	1	2

POLE POSITION



Results provisional until the conclusion of judicial and technical matters

Orbits

Chief Timekeeper: D.Bradfield

Clerk of the Course:

Live timing available at timing.rhwright.co.uk

www.mylaps.com

Licensed to: R.H.Wright Timing



500MRCI March Race Meeting

Roadsports

Kirkistown 500 MRCI 1.512 miles

Race 2 (R14)

26/03/2022 17:05

Race (12:00 and 0 Laps) started at 17:19:11

Lap	Lap Tm	Diff	Time of Day
(20) Jim Larkham			
1	1:05.208	+5.639	17:20:19.159
2	1:00.685	+1.116	17:21:19.844
3	1:00.575	+1.006	17:22:20.419
4	59.775	+0.206	17:23:20.194
5	1:00.231	+0.662	17:24:20.425
6	59.681	+0.112	17:25:20.106
7	59.569		17:26:19.675
8	1:00.174	+0.605	17:27:19.849
9	59.949	+0.380	17:28:19.798
10	1:00.856	+1.287	17:29:20.654
11	1:00.700	+1.131	17:30:21.354
12	1:00.305	+0.736	17:31:21.659

Lap	Lap Tm	Diff	Time of Day
(55) Mark Crawford			
1	1:04.988	+5.116	17:20:18.012
2	1:00.598	+0.726	17:21:18.610
3	1:00.157	+0.285	17:22:18.767
4	1:00.023	+0.151	17:23:18.790
5	1:00.535	+0.663	17:24:19.325
6	59.950	+0.078	17:25:19.275
7	59.881	+0.009	17:26:19.156
8	59.872		17:27:19.028
9	1:00.393	+0.521	17:28:19.421
10	1:00.790	+0.918	17:29:20.211
11	1:00.619	+0.747	17:30:20.830
12	1:00.953	+1.081	17:31:21.783

Lap	Lap Tm	Diff	Time of Day
(93) Steven Larkham			
1	1:06.131	+6.911	17:20:20.771
2	1:00.572	+1.352	17:21:21.343
3	1:00.795	+1.575	17:22:22.138
4	1:00.123	+0.903	17:23:22.261
5	59.220		17:24:21.481
6	59.365	+0.145	17:25:20.846
7	59.830	+0.610	17:26:20.676
8	59.801	+0.581	17:27:20.477
9	1:00.089	+0.869	17:28:20.566
10	1:00.272	+1.052	17:29:20.838
11	1:00.685	+1.465	17:30:21.523
12	1:00.842	+1.622	17:31:22.365

Lap	Lap Tm	Diff	Time of Day
(91) Iain Leinster			
1	1:07.052	+7.113	17:20:22.163
2	1:11.190	+11.251	17:21:33.353
3	1:04.841	+4.902	17:22:38.194
4	1:01.468	+1.529	17:23:39.662
5	1:02.841	+2.902	17:24:42.503
6	1:00.481	+0.542	17:25:42.984
7	1:01.501	+1.562	17:26:44.485
8	59.939		17:27:44.424
9	59.964	+0.025	17:28:44.388
10	1:00.400	+0.461	17:29:44.788
11	1:01.042	+1.103	17:30:45.830
12	1:01.257	+1.318	17:31:47.087

Lap	Lap Tm	Diff	Time of Day
(56) John Benson			
1	1:07.001	+5.103	17:20:21.836
2	1:03.900	+2.002	17:21:25.536
3	1:01.996	+0.098	17:22:27.532
4	1:03.283	+1.385	17:23:30.815
5	1:02.671	+0.773	17:24:33.486
6	1:03.644	+1.746	17:25:37.130
7	1:02.279	+0.381	17:26:39.409
8	1:02.348	+0.450	17:27:41.757
9	1:02.694	+0.796	17:28:44.451
10	1:02.300	+0.402	17:29:46.751
11	1:02.156	+0.258	17:30:48.907
12	1:01.898		17:31:50.805

Lap	Lap Tm	Diff	Time of Day
(641) Brian Elliott			
1	1:07.789	+5.195	17:20:23.239
2	1:04.173	+1.579	17:21:27.412

Lap	Lap Tm	Diff	Time of Day
3	1:04.003	+1.409	17:22:31.415
4	1:04.340	+1.746	17:23:35.755
5	1:04.185	+1.591	17:24:39.940
6	1:03.933	+1.339	17:25:43.873
7	1:05.281	+2.687	17:26:49.154
8	1:03.517	+0.923	17:27:52.671
9	1:02.594		17:28:55.265
10	1:03.649	+1.055	17:29:58.914
11	1:02.981	+0.387	17:31:01.895
12	1:03.243	+0.649	17:32:05.138

Lap	Lap Tm	Diff	Time of Day
(15) Paul Thompson			
1	1:08.414	+4.812	17:20:24.939
2	1:04.520	+0.918	17:21:29.459
3	1:04.032	+0.430	17:22:33.491
4	1:04.704	+1.102	17:23:38.195
5	1:04.355	+0.753	17:24:42.550
6	1:03.939	+0.337	17:25:46.489
7	1:04.099	+0.497	17:26:50.588
8	1:03.897	+0.295	17:27:54.485
9	1:03.602		17:28:58.087
10	1:04.366	+0.764	17:30:02.453
11	1:03.850	+0.248	17:31:06.303
12	1:04.467	+0.865	17:32:10.770

Lap	Lap Tm	Diff	Time of Day
(146) David Mutch			
1	1:09.319	+6.134	17:20:25.527
2	1:04.544	+1.359	17:21:30.071
3	1:03.742	+0.557	17:22:33.813
4	1:04.873	+1.688	17:23:38.686
5	1:04.117	+0.932	17:24:42.803
6	1:04.345	+1.160	17:25:47.148
7	1:04.486	+1.301	17:26:51.634
8	1:03.185		17:27:54.819
9	1:03.272	+0.087	17:28:58.091
10	1:04.549	+1.364	17:30:02.640
11	1:03.720	+0.535	17:31:06.360
12	1:04.836	+1.651	17:32:11.196

Lap	Lap Tm	Diff	Time of Day
(34) Mark Francis			
1	1:08.571	+5.146	17:20:25.367
2	1:04.409	+0.984	17:21:29.776
3	1:04.334	+0.909	17:22:34.110
4	1:04.690	+1.265	17:23:38.800
5	1:04.549	+1.124	17:24:43.349
6	1:04.082	+0.657	17:25:47.431
7	1:04.699	+1.274	17:26:52.130
8	1:03.758	+0.333	17:27:55.888
9	1:03.425		17:28:59.313
10	1:03.782	+0.357	17:30:03.095
11	1:03.709	+0.284	17:31:06.804
12	1:05.242	+1.817	17:32:12.046

Lap	Lap Tm	Diff	Time of Day
(917) Jimmy Dougan			
1	1:09.646	+4.278	17:20:26.727
2	1:05.598	+0.230	17:21:32.325
3	1:07.374	+2.006	17:22:39.699
4	1:05.705	+0.337	17:23:45.404
5	1:06.262	+0.894	17:24:51.666
6	1:06.155	+0.787	17:25:57.821
7	1:05.368		17:27:03.189
8	1:06.870	+1.502	17:28:10.059
9	1:05.789	+0.421	17:29:15.848
10	1:07.442	+2.074	17:30:23.290
11	1:05.587	+0.219	17:31:28.877

Lap	Lap Tm	Diff	Time of Day
(10) Brendan Casement			
1	1:12.783	+6.685	17:20:28.680
2	1:06.827	+0.729	17:21:35.507
3	1:07.855	+1.757	17:22:43.362
4	1:08.888	+2.790	17:23:52.250
5	1:07.716	+1.618	17:24:59.966
6	1:06.876	+0.778	17:26:06.842
7	1:07.190	+1.092	17:27:14.032

Lap	Lap Tm	Diff	Time of Day
8	1:08.495	+2.397	17:28:22.527
9	1:06.592	+0.494	17:29:29.119
10	1:06.098		17:30:35.217
11	1:06.663	+0.565	17:31:41.880

Lap	Lap Tm	Diff	Time of Day
(259) Robert Knowles			
1	1:17.716	+2.738	17:20:35.765
2	1:15.806	+0.828	17:21:51.571
3	1:16.514	+1.536	17:23:08.085
4	1:17.090	+2.112	17:24:25.175
5	1:15.773	+0.795	17:25:40.948
6	1:21.505	+6.527	17:27:02.453
7	1:17.387	+2.409	17:28:19.840
8	1:15.308	+0.330	17:29:35.148
9	1:14.978		17:30:50.126
10	1:15.454	+0.476	17:32:05.580

Lap	Lap Tm	Diff	Time of Day
(44) Richard Francis			
1	1:08.525	+5.022	17:20:25.347
2	1:04.775	+1.272	17:21:30.122
3	1:04.324	+0.821	17:22:34.446
4	1:04.503	+1.000	17:23:38.949
5	1:04.647	+1.144	17:24:43.596
6	1:03.503		17:25:47.099
7	1:03.503		17:26:50.602
8	1:04.291	+0.788	17:27:54.893
9	1:03.730	+0.227	17:28:58.623
10	1:05.309	+1.806	17:30:03.932

Lap	Lap Tm	Diff	Time of Day
(3) Niall Fitzsimmons			
1	1:04.864	+4.107	17:20:18.969
2	1:00.757		17:21:19.726
3	1:02.710	+1.953	17:22:22.436

Results provisional until the conclusion of judicial and technical matters

Orbits

Chief Timekeeper: D.Bradfield

Clerk of the Course:

Live timing available at timing.rhwright.co.uk

www.mylaps.com

Licensed to: R.H.Wright Timing



500MRCI March Race Meeting

Sorted on Laps

Roadsports

Kirkistown 500 MRCI 1.512 miles

Race 2 (R14)

26/03/2022 17:05

Race (12:00 and 0 Laps) started at 17:19:11

Pos	No.	Name	Make	Laps	Total Tm	Best Tm	Best Speed	In Lap	Avg. Speed
Roadsports A									
1	55	Mark Crawford	1.8 Caterham Rover	12	12:10.335	59.872	90.911	8	89.433
2	91	Iain Leinster		12	12:35.639	59.939	90.809	8	86.438
3	10	Brendan Casement		11	12:30.432	1:06.098	82.348	10	79.785
Roadsports B									
1	15	Paul Thompson	1.0 Striker Honda	12	12:59.322	1:03.602	85.579	9	83.812
2	146	David Mutch	1.0 GMS Honda	12	12:59.748	1:03.185	86.144	8	83.766
3	34	Mark Francis	1.0 Locost Honda	12	13:00.598	1:03.425	85.818	9	83.675
4	917	Jimmy Dougan	1.0 Seven Honda	11	12:17.429	1:05.368	83.267	7	81.192
5	259	Robert Knowles	1.0 Westfield Honda	10	12:54.132	1:14.978	72.595	9	70.311
Not classified									
DNF	44	Richard Francis	1.0 Westfield Honda	10	10:52.484	1:03.503	85.713	6	83.420
DNS	251	Cameron Boyd	1.0 Westfield Honda					0	-
Roadsports C									
1	20	Jim Larkham	1.3 Radical PR6	12	12:10.211	59.569	91.373	7	89.448
2	93	Steven Larkham	1.3 Radical PR6	12	12:10.917	59.220	91.912	5	89.362
3	56	John Benson	2.0 Crossle 37S	12	12:39.357	1:01.898	87.935	12	86.015
4	641	Brian Elliott	1.3 Radical Prosport	12	12:53.690	1:02.594	86.958	9	84.422
Not classified									
DNF	3	Niall Fitzsimmons	1.3 Radical Prosport	3	3:10.988	1:00.757	89.587	2	85.498

Margin of Victory	Avg. Speed	Best Lap Tm	Best Speed	Best Lap by
0.124	89.448	59.220	91.912	93 - Steven Larkham

Results provisional until the conclusion of judicial and technical matters

Orbits

Chief Timekeeper: D.Bradfield

Clerk of the Course:

Live timing available at timing.rhwright.co.uk

www.mylaps.com

Licensed to: R.H.Wright Timing

Printed: 26/03/2022 17:32:50



500MRCI March Race Meeting

Roadsports

Kirkistown 500 MRCI 1.512 miles

Race 2 (R14)

26/03/2022 17:05

Race (12:00 and 1 Laps)

10	259
	19
9	34
	17
8	64
	15
7	146
	13
6	
	11
5	
	9
4	10
	7
3	91
	5
2	3
	3
1	20
	1

251
20
917
18
44
16
15
14
12
10
641
8
56
6
93
4
55
2

POLE POSITION

Results provisional until the conclusion of judicial and technical matters

Orbits

Chief Timekeeper: D.Bradfield

Clerk of the Course:

Live timing available at timing.rhwright.co.uk

www.mylaps.com

Licensed to: R.H.Wright Timing



R.H.Wright Timing

500MRCI March Race Meeting


Saloons_GT

Kirkistown 500 MRCI 1.512 miles

Qualifying

26/03/2022 10:50

Qualifying started at 10:48:26



Lap	Lap Tm	Diff	Time of Day
(47) Stephen Colbert			
1	1:02.784	+3.925	10:51:38.278
2	1:00.454	+1.595	10:52:38.732
3	1:01.698	+2.839	10:53:40.430
4	58.859		10:54:39.289
5	1:04.240	+5.381	10:55:43.529
6	1:03.529	+4.670	10:56:47.058
7	59.004	+0.145	10:57:46.062
8	1:00.666	+1.807	10:58:46.728
(63) Peter Baxter			
1	1:10.340	+6.914	10:51:06.267
2	1:05.985	+2.559	10:52:12.252
3	1:03.426		10:53:15.678
4	1:06.116	+2.690	10:54:21.794
(59) Ralph Jess			
1	1:13.125	+6.584	10:51:33.448
2	1:08.314	+1.773	10:52:41.762
3	1:08.077	+1.536	10:53:49.839
4	1:07.305	+0.764	10:54:57.144
5	1:08.384	+1.843	10:56:05.528
6	1:06.541		10:57:12.069
7	1:06.755	+0.214	10:58:18.824
8	1:08.658	+2.117	10:59:27.482
(33) Donal O'Neil			
1	1:13.762	+7.019	10:51:31.036
2	1:09.856	+3.113	10:52:40.892
3	1:08.103	+1.360	10:53:48.995
4	1:06.743		10:54:55.738
5	1:08.442	+1.699	10:56:04.180
6	1:07.141	+0.398	10:57:11.321
7	1:06.745	+0.002	10:58:18.066
(25) Paul McAlinden			
1	1:12.856	+5.239	10:51:41.433
2	1:13.275	+5.658	10:52:54.708
3	1:11.601	+3.984	10:54:06.309
4	1:09.078	+1.461	10:55:15.387
5	1:08.674	+1.057	10:56:24.061
6	1:08.062	+0.445	10:57:32.123
7	1:07.617		10:58:39.740
(2) Greer Wray			
1	1:14.558	+6.319	10:51:14.209
2	1:10.594	+2.355	10:52:24.803
3	1:08.676	+0.437	10:53:33.479
4	1:08.239		10:54:41.718
5	1:25.847	+17.608	10:56:07.565
6	1:27.324	+19.085	10:57:34.889
7	1:24.563	+16.324	10:58:59.452
(141) Eugene McCann			
1	1:13.256	+3.455	10:51:47.539
2	1:10.832	+1.031	10:52:58.371
3	1:10.483	+0.682	10:54:08.854
4	1:09.922	+0.121	10:55:18.776
5	1:09.985	+0.184	10:56:28.761
6	1:09.801		10:57:38.562
7	1:13.472	+3.671	10:58:52.034
(14) Francis Allen			
1	1:11.753	+1.323	10:51:44.452
2	1:10.788	+0.358	10:52:55.240
3	1:10.430		10:54:05.670
4	1:10.832	+0.402	10:55:16.502
5	1:10.458	+0.028	10:56:26.960
6	1:10.842	+0.412	10:57:37.802
7	1:11.247	+0.817	10:58:49.049
(5) Pete Murray			
1	2:42.419	+1:31.884	10:53:01.864

Lap	Lap Tm	Diff	Time of Day
p2	0.061	-1:10.474	10:53:01.925
3	1:19.298	+8.763	10:54:21.223
4	1:11.662	+1.127	10:55:32.885
5	1:11.791	+1.256	10:56:44.676
6	1:11.416	+0.881	10:57:56.092
7	1:10.535		10:59:06.627
(31) Keith Wray			
1	1:13.481	+2.362	10:51:21.038
2	1:12.452	+1.333	10:52:33.490
3	1:11.298	+0.179	10:53:44.788
4	1:11.119		10:54:55.907
5	1:11.850	+0.731	10:56:07.757
6	1:17.886	+6.767	10:57:25.643
7	1:11.855	+0.736	10:58:37.498
(173) Gavin Kilkey			
1	1:13.838	+2.374	10:51:50.056
2	1:11.870	+0.406	10:53:01.926
3	1:11.610	+0.146	10:54:13.536
4	1:11.464		10:55:25.000
5	1:11.805	+0.341	10:56:36.805
6	1:16.506	+5.042	10:57:53.311
7	1:16.421	+4.957	10:59:09.732
(41) Jim Kennedy			
1	1:13.526	+0.155	10:51:51.756
2	1:13.371		10:53:05.127
3	1:15.009	+1.638	10:54:20.136
4	1:16.510	+3.139	10:55:36.646
5	1:14.402	+1.031	10:56:51.048
6	1:13.671	+0.300	10:58:04.719
7	1:13.874	+0.503	10:59:18.593

Results provisional until the conclusion of judicial and technical matters

Orbits

Chief Timekeeper: D.Bradfield

Clerk of the Course:

Live timing available at timing.rhwright.co.uk

www.mylaps.com

Licensed to: R.H.Wright Timing



R.H.Wright Timing

500MRCI March Race Meeting

Sorted on best lap time

Saloons_GT

Kirkistown 500 MRCI 1.512 miles

Qualifying

26/03/2022 10:50

Qualifying started at 10:48:26

Pos	No.	Name	Make	Best Tm	Diff	In Lap	Best Speed	2nd Best	2nd Lap
1	47	Stephen Colbert	2.9 SHP Escort	58.859		4	92.476	59.004	7
2	63	Peter Baxter	2.0t SEAT Leon	1:03.426	4.567	3	85.817	1:05.985	2
3	59	Ralph Jess	3.2 BMW M3	1:06.541	7.682	6	81.799	1:06.755	7
4	33	Donal Neill	1.8t SEAT Cupra	1:06.743	7.884	4	81.552	1:06.745	7
5	25	Paul McAlinden	2.0 SHP Supercar	1:07.617	8.758	7	80.498	1:08.062	6
6	2	Greer Wray	3.0 BMW 330i	1:08.239	9.380	4	79.764	1:08.676	3
7	141	Eugene McCann	1.8 Mazda MX5	1:09.801	10.942	6	77.979	1:09.922	4
8	14	Francis Allen	1.8 Mazda MX5	1:10.430	11.571	3	77.283	1:10.458	5
9	5	Pete Murray	3.0 BMW 330i	1:10.535	11.676	7	77.168	1:11.416	6
10	31	Keith Wray	3.0 BMW 330i	1:11.119	12.260	4	76.534	1:11.298	3
11	173	Gavin Kilkey	1.8 Mazda MX5	1:11.464	12.605	4	76.165	1:11.610	3
12	41	Jim Kennedy	1.8 Mazda MX5	1:13.371	14.512	2	74.185	1:13.526	1
13	22	David Cousins	1.8 Mazda MX5			0	-		0

Announcements

Car 22 – Please fit a working transponder as per MSUK Reg Q12.8.1

Results provisional until the conclusion of judicial and technical matters

Orbits

Chief Timekeeper: D.Bradfield

Clerk of the Course:

Live timing available at timing.rhwright.co.uk

www.mylaps.com

Licensed to: R.H.Wright Timing

Printed: 26/03/2022 10:59:43



500MRCI March Race Meeting


Saloons_GT

Kirkistown 500 MRCI 1.512 miles

Race 1 (R8)

26/03/2022 14:20

Race (12:00 and 1 Laps) started at 14:16:05



Lap	Lap Tm	Diff	Time of Day
(47) Stephen Colbert			
1	1:09.500	+10.764	14:17:17.333
2	59.567	+0.831	14:18:16.900
3	59.253	+0.517	14:19:16.153
4	59.400	+0.664	14:20:15.553
5	58.796	+0.060	14:21:14.349
6	59.909	+1.173	14:22:14.258
7	1:00.839	+2.103	14:23:15.097
8	1:05.266	+6.530	14:24:20.363
9	58.750	+0.014	14:25:19.113
10	59.074	+0.338	14:26:18.187
11	1:04.395	+5.659	14:27:22.582
12	1:04.305	+5.569	14:28:26.887
13	58.736		14:29:25.623
(33) Donal O'Neil			
1	1:13.764	+7.784	14:17:22.982
2	1:07.797	+1.817	14:18:30.779
3	1:07.571	+1.591	14:19:38.350
4	1:07.287	+1.307	14:20:45.637
5	1:07.091	+1.111	14:21:52.728
6	1:07.241	+1.261	14:22:59.969
7	1:07.039	+1.059	14:24:07.008
8	1:06.661	+0.681	14:25:13.669
9	1:06.427	+0.447	14:26:20.096
10	1:06.253	+0.273	14:27:26.349
11	1:05.980		14:28:32.329
12	1:06.359	+0.379	14:29:38.688
(59) Ralph Jess			
1	1:13.434	+7.367	14:17:22.590
2	1:07.111	+1.044	14:18:29.701
3	1:06.763	+0.696	14:19:36.464
4	1:06.798	+0.731	14:20:43.262
5	1:06.500	+0.433	14:21:49.762
6	1:07.634	+1.567	14:22:57.396
7	1:06.987	+0.920	14:24:04.383
8	1:06.219	+0.152	14:25:10.602
9	1:06.067		14:26:16.669
10	1:08.087	+2.020	14:27:24.756
11	1:06.470	+0.403	14:28:31.226
12	1:07.950	+1.883	14:29:39.176
(2) Greer Wray			
1	1:16.035	+7.231	14:17:25.531
2	1:10.243	+1.439	14:18:35.774
3	1:09.035	+0.231	14:19:44.809
4	1:09.139	+0.335	14:20:53.948
5	1:09.144	+0.340	14:22:03.092
6	1:10.496	+1.692	14:23:13.588
7	1:10.235	+1.431	14:24:23.823
8	1:09.595	+0.791	14:25:33.418
9	1:10.349	+1.545	14:26:43.767
10	1:08.948	+0.144	14:27:52.715
11	1:08.804		14:29:01.519
12	1:09.661	+0.857	14:30:11.180
(25) Paul McAlinden			
1	1:11.884	+4.427	14:17:21.578
2	1:10.248	+2.791	14:18:31.826
3	1:14.824	+7.367	14:19:46.650
4	1:09.940	+2.483	14:20:56.590
5	1:08.828	+1.371	14:22:05.418
6	1:11.448	+3.991	14:23:16.866
7	1:14.895	+7.438	14:24:31.761
8	1:09.579	+2.122	14:25:41.340
9	1:09.886	+2.429	14:26:51.226
10	1:07.968	+0.511	14:27:59.194
11	1:07.457		14:29:06.651
12	1:07.942	+0.485	14:30:14.593
(141) Eugene McCann			
1	1:16.643	+6.388	14:17:26.644

Lap	Lap Tm	Diff	Time of Day
2	1:10.591	+0.336	14:18:37.235
3	1:10.377	+0.122	14:19:47.612
4	1:10.255		14:20:57.867
5	1:10.611	+0.356	14:22:08.478
6	1:10.625	+0.370	14:23:19.103
7	1:10.931	+0.676	14:24:30.034
8	1:10.884	+0.629	14:25:40.918
9	1:11.943	+1.688	14:26:52.861
10	1:10.395	+0.140	14:28:03.256
11	1:10.531	+0.276	14:29:13.787
12	1:11.487	+1.232	14:30:25.274
(14) Francis Allen			
1	1:17.571	+7.365	14:17:27.503
2	1:10.626	+0.420	14:18:38.129
3	1:10.485	+0.279	14:19:48.614
4	1:10.206		14:20:58.820
5	1:10.382	+0.176	14:22:09.202
6	1:11.000	+0.794	14:23:20.202
7	1:11.061	+0.855	14:24:31.263
8	1:11.153	+0.947	14:25:42.416
9	1:11.018	+0.812	14:26:53.434
10	1:10.834	+0.628	14:28:04.268
11	1:10.845	+0.639	14:29:15.113
12	1:10.969	+0.763	14:30:26.082
(173) Gavin Kilkey			
1	1:19.845	+9.235	14:17:30.709
2	1:11.714	+1.104	14:18:42.423
3	1:11.251	+0.641	14:19:53.674
4	1:11.047	+0.437	14:21:04.721
5	1:10.827	+0.217	14:22:15.548
6	1:10.610		14:23:26.158
7	1:11.376	+0.766	14:24:37.534
8	1:11.412	+0.802	14:25:48.946
9	1:12.309	+1.699	14:27:01.255
10	1:14.044	+3.434	14:28:15.299
11	1:16.492	+5.882	14:29:31.791
(31) Keith Wray			
1	1:18.170	+7.425	14:17:28.623
2	1:12.643	+1.898	14:18:41.266
3	1:10.745		14:19:52.011
4	1:11.054	+0.309	14:21:03.065
5	1:10.762	+0.017	14:22:13.827
6	1:11.394	+0.649	14:23:25.221
7	1:12.563	+1.818	14:24:37.784
8	1:15.681	+4.936	14:25:53.465
9	1:24.985	+14.240	14:27:18.450
10	1:11.911	+1.166	14:28:30.361
11	1:12.670	+1.925	14:29:43.031
(41) Jim Kennedy			
1	1:18.596	+6.191	14:17:29.750
2	1:15.022	+2.617	14:18:44.772
3	1:12.986	+0.581	14:19:57.758
4	1:12.405		14:21:10.163
5	1:13.144	+0.739	14:22:23.307
6	1:12.843	+0.438	14:23:36.150
7	1:13.333	+0.928	14:24:49.483
8	1:14.061	+1.656	14:26:03.544
9	1:14.191	+1.786	14:27:17.735
10	1:14.256	+1.851	14:28:31.991
11	1:13.554	+1.149	14:29:45.545
(5) Pete Murray			
1	1:18.258	+8.859	14:17:29.062
2	1:11.814	+2.415	14:18:40.876
3	1:10.215	+0.816	14:19:51.091
4	1:09.399		14:21:00.490

Results provisional until the conclusion of judicial and technical matters

Orbits

Chief Timekeeper: D.Bradfield

Clerk of the Course:

Live timing available at timing.rhwright.co.uk

www.mylaps.com

Licensed to: R.H.Wright Timing



500MRCI March Race Meeting

Sorted on Laps

Saloons_GT

Kirkistown 500 MRCI 1.512 miles

Race 1 (R8)

26/03/2022 14:20

Race (12:00 and 1 Laps) started at 14:16:05

Pos	No.	Name	Make	Laps	Total Tm	Best Tm	Best Speed	In Lap	Avg. Speed
1	47	Stephen Colbert	2.9 SHP Escort	13	13:19.748	58.736	92.669	13	88.477
2	33	Donal O'Neill	1.8t SEAT Cupra	12	13:32.813	1:05.980	82.495	11	80.358
3	59	Ralph Jess	3.2 BMW M3	12	13:33.301	1:06.067	82.386	9	80.310
4	2	Greer Wray	3.0 BMW 330i	12	14:05.305	1:08.804	79.109	11	77.269
5	25	Paul McAlinden	2.0 SHP Supercar	12	14:08.718	1:07.457	80.689	11	76.959
6	141	Eugene McCann	1.8 Mazda MX5	12	14:19.399	1:10.255	77.475	4	76.002
7	14	Francis Allen	1.8 Mazda MX5	12	14:20.207	1:10.206	77.529	4	75.931
8	173	Gavin Kilkey	1.8 Mazda MX5	11	13:25.916	1:10.610	77.086	6	74.292
9	31	Keith Wray	3.0 BMW 330i	11	13:37.156	1:10.745	76.939	3	73.270
10	41	Jim Kennedy	1.8 Mazda MX5	11	13:39.670	1:12.405	75.175	4	73.046
Not classified									
DNF	5	Pete Murray	3.0 BMW 330i	4	4:54.615	1:09.399	78.431	4	73.900
DNS	63	Peter Baxter	2.0t SEAT Leon				-	0	-

Margin of Victory

Avg. Speed

Best Lap Tm

Best Speed

Best Lap by

1 Lap

88.477

58.736

92.669

47 - Stephen Colbert

Results provisional until the conclusion of judicial and technical matters

Orbits

Chief Timekeeper: D.Bradfield

Clerk of the Course:

Live timing available at timing.rhwright.co.uk

www.mylaps.com

Licensed to: R.H.Wright Timing

Printed: 26/03/2022 14:31:13



500MRCI March Race Meeting

Saloons_GT

Kirkistown 500 MRCI 1.512 miles

Race 1 (R8)

26/03/2022 14:20

Race (12:00 and 1 Laps)

7	22	
	13	
6	173	41
	11	
5	5	31
	9	
4	141	14
	7	
3	25	2
	5	
2	59	33
	3	
1	47	63
	1	2

POLE POSITION

Results provisional until the conclusion of judicial and technical matters

Orbits

Chief Timekeeper: D.Bradfield

Clerk of the Course:

Live timing available at timing.rhwright.co.uk

www.mylaps.com

Licensed to: R.H.Wright Timing



500MRCI March Race Meeting

Saloons_GT

Kirkistown 500 MRCI 1.512 miles

Race 2 (R16)

26/03/2022 17:55

Race (12:00 and 1 Laps) started at 18:02:57

Lap	Lap Tm	Diff	Time of Day
(47) Stephen Colbert			
1	1:09.152	+9.235	18:04:08.304
2	59.917		18:05:08.221
3	1:00.313	+0.396	18:06:08.534
4	59.931	+0.014	18:07:08.465
5	1:00.505	+0.588	18:08:08.970
6	1:00.969	+1.052	18:09:09.939
7	1:01.762	+1.845	18:10:11.701
8	1:02.435	+2.518	18:11:14.136
9	1:01.908	+1.991	18:12:16.044
10	1:11.880	+11.963	18:13:27.924
11	1:01.678	+1.761	18:14:29.602
12	1:01.909	+1.992	18:15:31.511
13	1:02.997	+3.080	18:16:34.508

(33) Donal O'Neill			
1	1:14.144	+8.575	18:04:14.569
2	1:06.836	+1.267	18:05:21.405
3	1:06.724	+1.155	18:06:28.129
4	1:06.217	+0.648	18:07:34.346
5	1:05.901	+0.332	18:08:40.247
6	1:05.569		18:09:45.816
7	1:06.343	+0.774	18:10:52.159
8	1:06.860	+1.291	18:11:59.019
9	1:07.173	+1.604	18:13:06.192
10	1:06.761	+1.192	18:14:12.953
11	1:06.549	+0.980	18:15:19.502
12	1:06.500	+0.481	18:16:25.552
13	1:06.486	+0.917	18:17:32.038

(59) Ralph Jess			
1	1:12.786	+6.743	18:04:13.399
2	1:06.043		18:05:19.442
3	1:06.115	+0.072	18:06:25.557
4	1:06.785	+0.742	18:07:32.342
5	1:06.750	+0.707	18:08:39.092
6	1:06.128	+0.085	18:09:45.220
7	1:06.546	+0.503	18:10:51.766
8	1:07.225	+1.182	18:11:58.991
9	1:06.710	+0.667	18:13:05.701
10	1:06.972	+0.929	18:14:12.673
11	1:06.535	+0.492	18:15:19.208
12	1:07.815	+1.772	18:16:27.023
13	1:06.241	+0.198	18:17:33.264

(2) Greer Wray			
1	1:19.130	+10.152	18:04:20.020
2	1:10.896	+1.918	18:05:30.916
3	1:09.008	+0.030	18:06:39.924
4	1:09.404	+0.426	18:07:49.328
5	1:09.559	+0.581	18:08:58.887
6	1:10.183	+1.205	18:10:09.070
7	1:10.108	+1.130	18:11:19.178
8	1:08.978		18:12:28.156
9	1:09.255	+0.277	18:13:37.411
10	1:09.093	+0.115	18:14:46.504
11	1:09.302	+0.324	18:15:55.806
12	1:09.086	+0.108	18:17:04.892

(5) Pete Murray			
1	1:17.492	+8.373	18:04:19.535
2	1:11.323	+2.204	18:05:30.858
3	1:11.241	+2.122	18:06:42.099
4	1:10.507	+1.388	18:07:52.606
5	1:09.119		18:09:01.725
6	1:10.353	+1.234	18:10:12.078
7	1:10.257	+1.138	18:11:22.335
8	1:09.408	+0.289	18:12:31.743
9	1:09.983	+0.864	18:13:41.726
10	1:11.107	+1.988	18:14:52.833
11	1:11.980	+2.861	18:16:04.813
12	1:13.187	+4.068	18:17:18.000

Lap	Lap Tm	Diff	Time of Day
(14) Francis Allen			
1	1:16.368	+6.343	18:04:17.614
2	1:11.245	+1.220	18:05:28.859
3	1:11.001	+0.976	18:06:39.860
4	1:11.311	+1.286	18:07:51.171
5	1:10.225	+0.200	18:09:01.396
6	1:10.025		18:10:11.421
7	1:10.027	+0.002	18:11:21.448
8	1:11.009	+0.984	18:12:32.457
9	1:13.463	+3.438	18:13:45.920
10	1:10.656	+0.631	18:14:56.576
11	1:10.421	+0.396	18:16:06.997
12	1:11.437	+1.412	18:17:18.434

(141) Eugene McCann			
1	1:21.237	+11.234	18:04:22.643
2	1:10.741	+0.738	18:05:33.384
3	1:10.936	+0.933	18:06:44.320
4	1:10.193	+0.190	18:07:54.513
5	1:10.003		18:09:04.516
6	1:11.796	+1.793	18:10:16.312
7	1:11.192	+1.189	18:11:27.504
8	1:11.894	+1.891	18:12:39.398
9	1:12.505	+2.502	18:13:51.903
10	1:11.819	+1.816	18:15:03.722
11	1:11.293	+1.290	18:16:15.015
12	1:11.565	+1.562	18:17:26.580

(31) Keith Wray			
1	1:20.900	+9.146	18:04:22.975
2	1:13.372	+1.618	18:05:36.347
3	1:11.985	+0.231	18:06:48.332
4	1:13.034	+1.280	18:08:01.366
5	1:12.596	+0.842	18:09:13.962
6	1:11.754		18:10:25.716
7	1:12.017	+0.263	18:11:37.733
8	1:12.998	+1.244	18:12:50.731
9	1:13.952	+2.198	18:14:04.683
10	1:13.524	+1.770	18:15:18.207
11	1:12.856	+1.102	18:16:31.063
12	1:12.389	+0.635	18:17:43.452

(22) David Cousins			
1	1:19.818	+10.607	18:04:22.608
2	1:09.211		18:05:31.819
3	1:09.980	+0.769	18:06:41.799
4	1:11.632	+2.421	18:07:53.431
5	1:09.593	+0.382	18:09:03.024
6	1:09.518	+0.307	18:10:12.542
7	1:09.768	+0.557	18:11:22.310
8	1:10.126	+0.915	18:12:32.436
9	1:26.907	+17.696	18:13:59.343
10	1:10.521	+1.310	18:15:09.864
11	1:09.792	+0.581	18:16:19.656
12	1:24.189	+14.978	18:17:43.845

(41) Jim Kennedy			
1	1:22.071	+9.940	18:04:24.423
2	1:12.567	+0.436	18:05:36.990
3	1:12.178	+0.047	18:06:49.168
4	1:12.372	+0.241	18:08:01.540
5	1:13.415	+1.284	18:09:14.955
6	1:12.135	+0.004	18:10:27.090
7	1:12.971	+0.840	18:11:40.061
8	1:12.131		18:12:52.192
9	1:25.416	+13.285	18:14:17.608
10	1:13.608	+1.477	18:15:31.216
11	1:14.403	+2.272	18:16:45.619

Results provisional until the conclusion of judicial and technical matters

Orbits

Chief Timekeeper: D.Bradfield

Clerk of the Course:

Live timing available at timing.rhwright.co.uk

www.mylaps.com

Licensed to: R.H.Wright Timing



R.H.Wright Timing

500MRCI March Race Meeting

Sorted on Laps

Saloons_GT

Kirkistown 500 MRCI 1.512 miles

Race 2 (R16)

26/03/2022 17:55

Race (12:00 and 1 Laps) started at 18:02:57

Pos	No.	Name	Make	Laps	Total Tm	Best Tm	Best Speed	In Lap	Avg. Speed
GT									
1	47	Stephen Colbert	2.9 SHP Escort	13	13:37.141	59.917	90.843	2	86.594
Libre Saloons									
1	33	Donal O'Neill	1.8t SEAT Cupra	13	14:34.671	1:05.569	83.012	6	80.898
2	59	Ralph Jess	3.2 BMW M3	13	14:35.897	1:06.043	82.416	2	80.785
3	2	Greer Wray	3.0 BMW 330i	12	14:07.525	1:08.978	78.910	8	77.067
4	5	Pete Murray	3.0 BMW 330i	12	14:20.633	1:09.119	78.749	5	75.893
5	31	Keith Wray	3.0 BMW 330i	12	14:46.085	1:11.754	75.857	6	73.713
Not classified									
DNF	63	Peter Baxter	2.0t SEAT Leon		8.991		-	0	-
Mazda MX5									
1	14	Francis Allen	1.8 Mazda MX5	12	14:21.067	1:10.025	77.730	6	75.855
2	141	Eugene McCann	1.8 Mazda MX5	12	14:29.213	1:10.003	77.754	5	75.144
3	22	David Cousins	1.8 Mazda MX5	12	14:46.478	1:09.211	78.644	2	73.681
4	41	Jim Kennedy	1.8 Mazda MX5	11	13:48.252	1:12.131	75.460	8	72.289

Margin of Victory	Avg. Speed	Best Lap Tm	Best Speed	Best Lap by
57.530	86.594	59.917	90.843	47 - Stephen Colbert

Results provisional until the conclusion of judicial and technical matters

Orbits

Chief Timekeeper: D.Bradfield

Clerk of the Course:

Live timing available at timing.rhwright.co.uk

www.mylaps.com

Licensed to: R.H.Wright Timing

Printed: 26/03/2022 18:18:03



500MRCI March Race Meeting

Saloons_GT

Kirkistown 500 MRCI 1.512 miles

Race 2 (R16)

26/03/2022 17:55

Race (12:00 and 1 Laps)

7	22	
	13	
6	173	41
	11	
5	31	5
	9	
4	141	14
	7	
3	25	2
	5	
2	33	59
	3	
1	47	63
	1	
		2

POLE POSITION

Results provisional until the conclusion of judicial and technical matters

Orbits

Chief Timekeeper: D.Bradfield

Clerk of the Course:

Live timing available at timing.rhwright.co.uk

www.mylaps.com

Licensed to: R.H.Wright Timing