



# R.H.Wright Timing

## BARC Bishops court Race Meeting

Sorted on best lap time

Coffee2Go Fiesta ST/NI Fiesta

Bishops court Circuit (N.I) 1.824 miles

Coffee2Go Fiesta ST/NI Fiesta (Q4)

07/05/2022 15:50

Qualifying started at 16:16:49

Pos	No.	Name	Make	Best Tm	Diff	In Lap	Best Speed	2nd Best	2nd Lap
<b>Fiesta ST</b>									
1	5	Daragh Denning	Ford Fiesta ST 2000cc	<b>1:23.531</b>		2	78.610	1:23.936	1
2	155	Eddie Peterson	Ford Fiesta ST 2000cc	<b>1:23.619</b>	0.088	8	78.528	1:23.785	2
3	3	Michael Cullen	Ford Fiesta ST 2000cc	<b>1:24.369</b>	0.838	4	77.830	1:24.391	5
4	99	Darragh McMullen	Ford Fiesta ST 2000cc	<b>1:24.429</b>	0.898	4	77.774	1:24.581	2
5	69	Max Turley	Ford Fiesta ST 2000cc	<b>1:24.601</b>	1.070	5	77.616	1:24.853	2
6	7	David Maguire	Ford Fiesta ST 2000cc	<b>1:24.613</b>	1.082	2	77.605	1:24.744	3
7	66	Victor Cullen	Ford Fiesta ST 2000cc	<b>1:25.127</b>	1.596	4	77.137	1:25.413	8
8	4	Gordon Kellett	Ford Fiesta ST 2000cc	<b>1:25.775</b>	2.244	3	76.554	1:26.145	8
9	12	Simon Deane	Ford Fiesta ST 2000cc	<b>1:26.085</b>	2.554	7	76.278	1:27.007	4
10	11	Chris Jones	Ford Fiesta ST 2000cc	<b>1:26.120</b>	2.589	4	76.247	1:26.344	5
<b>Ford Fiesta</b>									
1	76	Derek Graham	1.2 Ford Fiesta	<b>1:30.592</b>		3	72.483	1:30.626	6
2	55	Mark Stewart	1.2 Ford Fiesta	<b>1:32.109</b>	1.517	3	71.289		0
3	49	Michael Graham	1.2 Ford Fiesta	<b>1:32.125</b>	1.533	7	71.277	1:32.671	4
4	111	Paul Stewart	1.2 Ford Fiesta	<b>1:32.644</b>	2.052	6	70.878	1:32.720	4
5	29	Henry White	1.2 Ford Fiesta	<b>1:33.376</b>	2.784	6	70.322	1:34.169	3
6	21	Megan Campbell	1.2 Ford Fiesta	<b>1:33.535</b>	2.943	7	70.203	1:33.798	6
7	97	Neville Anderson	1.2 Ford Fiesta	<b>1:33.819</b>	3.227	5	69.990	1:34.240	6
8	88	Chris Doherty	1.2 Ford Fiesta	<b>1:33.983</b>	3.391	6	69.868	1:34.111	3
9	19	Dan Keelan	1.2 Ford Fiesta	<b>1:34.420</b>	3.828	5	69.545	1:34.651	4
10	28	Stephen Walker	1.2 Ford Fiesta	<b>1:34.521</b>	3.929	3	69.470	1:34.619	6

Results provisional until the conclusion of judicial and technical matters

Orbits

Chief Timekeeper: D.Bradfield

Clerk of the Course:

Live timing available at [timing.rhwright.co.uk](http://timing.rhwright.co.uk)

[www.mylaps.com](http://www.mylaps.com)

Licensed to: R.H.Wright Timing



## BARC Bishopscourt Race Meeting


Coffee2Go Fiesta ST/NI Fiesta

Bishopscourt Circuit (N.I) 1.824 miles

Coffee2Go Fiesta ST/NI Fiesta (Q4)

07/05/2022 15:50

Qualifying started at 16:16:49



Lap	Lap Tm	Diff	Time of Day
<b>(5) Daragh Denning</b>			
1	1:23.936	+0.405	16:19:39.797
2	1:23.531		16:21:03.328
p3	1:43.197	+19.666	16:22:46.525

Lap	Lap Tm	Diff	Time of Day
<b>(155) Eddie Peterson</b>			
1	1:24.233	+0.614	16:19:35.505
2	1:23.785	+0.166	16:20:59.290
3	1:23.816	+0.197	16:22:23.106
4	1:28.670	+5.051	16:23:51.776
5	1:24.272	+0.653	16:25:16.048
6	1:26.821	+3.202	16:26:42.869
7	1:27.134	+3.515	16:28:10.003
8	1:23.619		16:29:33.622

Lap	Lap Tm	Diff	Time of Day
<b>(3) Michael Cullen</b>			
1	1:24.902	+0.533	16:19:41.830
2	1:24.817	+0.448	16:21:06.647
3	1:25.239	+0.870	16:22:31.886
4	1:24.369		16:23:56.255
5	1:24.391	+0.022	16:25:20.646
6	1:47.305	+22.936	16:27:07.951
7	1:24.463	+0.094	16:28:32.414
8	1:26.893	+2.524	16:29:59.307

Lap	Lap Tm	Diff	Time of Day
<b>(99) Darragh McMullen</b>			
1	1:26.168	+1.739	16:19:43.544
2	1:24.581	+0.152	16:21:08.125
3	1:24.609	+0.180	16:22:32.734
4	1:24.429		16:23:57.163
5	1:24.607	+0.178	16:25:21.770
6	1:26.215	+1.786	16:26:47.985
7	1:25.194	+0.765	16:28:13.179
8	1:25.443	+1.014	16:29:38.622

Lap	Lap Tm	Diff	Time of Day
<b>(69) Max Turley</b>			
1	1:25.100	+0.499	16:19:42.224
2	1:24.853	+0.252	16:21:07.077
3	1:35.764	+11.163	16:22:42.841
4	1:30.697	+6.096	16:24:13.538
5	1:24.601		16:25:38.139
6	1:27.043	+2.442	16:27:05.182
7	1:25.350	+0.749	16:28:30.532
8	1:28.577	+3.976	16:29:59.109

Lap	Lap Tm	Diff	Time of Day
<b>(7) David Maguire</b>			
1	1:26.591	+1.978	16:19:42.803
2	1:24.613		16:21:07.416
3	1:24.744	+0.131	16:22:32.160
4	1:32.356	+7.743	16:24:04.516
5	1:26.300	+1.687	16:25:30.816
6	1:37.636	+13.023	16:27:08.452
7	1:25.200	+0.587	16:28:33.652
8	1:26.600	+1.987	16:30:00.252

Lap	Lap Tm	Diff	Time of Day
<b>(66) Victor Cullen</b>			
1	1:29.298	+4.171	16:19:48.152
2	1:26.565	+1.438	16:21:14.717
3	1:26.628	+1.501	16:22:41.345
4	1:25.127		16:24:06.472
5	1:34.583	+9.456	16:25:41.055
6	1:28.364	+3.237	16:27:09.419
7	1:26.841	+1.714	16:28:36.260
8	1:25.413	+0.286	16:30:01.673

Lap	Lap Tm	Diff	Time of Day
<b>(4) Gordon Kellett</b>			
1	1:27.433	+1.658	16:19:49.661
2	1:27.702	+1.927	16:21:17.363
3	1:25.775		16:22:43.138
4	1:31.488	+5.713	16:24:14.626
5	1:33.323	+7.548	16:25:47.949
6	1:27.479	+1.704	16:27:15.428
7	1:26.669	+0.894	16:28:42.097

Lap	Lap Tm	Diff	Time of Day
8	1:26.145	+0.370	16:30:08.242

Lap	Lap Tm	Diff	Time of Day
<b>(12) Simon Deane</b>			
1	1:31.228	+5.143	16:19:54.067
2	1:27.388	+1.303	16:21:21.455
3	1:27.649	+1.564	16:22:49.104
4	1:27.007	+0.922	16:24:16.111
5	1:27.235	+1.150	16:25:43.346
6	1:27.701	+1.616	16:27:11.047
7	1:26.085		16:28:37.132
8	1:27.203	+1.118	16:30:04.335

Lap	Lap Tm	Diff	Time of Day
<b>(11) Chris Jones</b>			
1	1:29.051	+2.931	16:19:49.136
2	1:26.396	+0.276	16:21:15.532
3	1:26.500	+0.380	16:22:42.032
4	1:26.120		16:24:08.152
5	1:26.344	+0.224	16:25:34.496
6	1:37.809	+11.689	16:27:12.305
7	1:26.745	+0.625	16:28:39.050
8	1:39.804	+13.684	16:30:18.854

Lap	Lap Tm	Diff	Time of Day
<b>(76) Derek Graham</b>			
1	1:31.740	+1.148	16:20:51.858
2	1:31.513	+0.921	16:22:23.371
3	1:30.592		16:23:53.963
4	1:31.738	+1.146	16:25:25.701
5	1:30.771	+0.179	16:26:56.472
6	1:30.626	+0.034	16:28:27.098
7	1:40.943	+10.351	16:30:08.041

Lap	Lap Tm	Diff	Time of Day
<b>(55) Mark Stewart</b>			
p1	1:42.828	+10.719	16:20:18.500
2	7:03.044	+5:30.935	16:27:21.544
3	1:32.109		16:28:53.653

Lap	Lap Tm	Diff	Time of Day
<b>(49) Michael Graham</b>			
1	1:36.230	+4.105	16:20:30.391
2	1:36.251	+4.126	16:22:06.642
3	1:32.770	+0.645	16:23:39.412
4	1:32.671	+0.546	16:25:12.083
5	1:33.585	+1.460	16:26:45.668
6	1:35.040	+2.915	16:28:20.708
7	1:32.125		16:29:52.833

Lap	Lap Tm	Diff	Time of Day
<b>(111) Paul Stewart</b>			
1	1:33.818	+1.174	16:20:10.190
2	1:33.289	+0.645	16:21:43.479
3	1:39.099	+6.455	16:23:22.578
4	1:32.720	+0.076	16:24:55.298
5	1:32.968	+0.324	16:26:28.266
6	1:32.644		16:28:00.910
7	1:32.934	+0.290	16:29:33.844

Lap	Lap Tm	Diff	Time of Day
<b>(29) Henry White</b>			
1	1:35.504	+2.128	16:20:33.235
2	1:35.470	+2.094	16:22:08.705
3	1:34.169	+0.793	16:23:42.874
4	1:34.198	+0.822	16:25:17.072
5	1:34.237	+0.861	16:26:51.309
6	1:33.376		16:28:24.685
7	1:35.610	+2.234	16:30:00.295

Lap	Lap Tm	Diff	Time of Day
<b>(21) Megan Campbell</b>			
1	1:35.604	+2.069	16:20:28.158
2	1:35.748	+2.213	16:22:03.906
3	1:35.350	+1.815	16:23:39.256
4	1:34.801	+1.266	16:25:14.057
5	1:35.606	+2.071	16:26:49.663
6	1:33.798	+0.263	16:28:23.461
7	1:33.535		16:29:56.996

Lap	Lap Tm	Diff	Time of Day
<b>(97) Neville Anderson</b>			
1	1:35.432	+1.613	16:20:25.251

Results provisional until the conclusion of judicial and technical matters

Orbits

Chief Timekeeper: D.Bradfield

Clerk of the Course:

Live timing available at [timing.rhwright.co.uk](http://timing.rhwright.co.uk)

[www.mylaps.com](http://www.mylaps.com)

Licensed to: R.H.Wright Timing



## BARC Bishopscourt Race Meeting

Coffee2Go Fiesta ST/NI Fiesta

Bishopscourt Circuit (N.I) 1.824 miles

Fiesta ST/NI Fiesta 1 (R10)

08/05/2022 10:40

Race (15:00 Time)

11	19	28
	21	22
10	97	88
	19	20
9	29	21
	17	18
8	49	111
	15	16
7	76	55
	13	14
6		
	11	12
5	12	11
	9	10
4	66	4
	7	8
3	69	7
	5	6
2	3	99
	3	4
1	5	155
	1	2

POLE POSITION

Results provisional until the conclusion of judicial and technical matters

Orbits

Chief Timekeeper: D.Bradfield

Clerk of the Course:

Live timing available at [timing.rhwright.co.uk](http://timing.rhwright.co.uk)

[www.mylaps.com](http://www.mylaps.com)

Licensed to: R.H.Wright Timing



## BARC Bishopscourt Race Meeting

Sorted on Laps

Coffee2Go Fiesta ST/NI Fiesta

Bishopscourt Circuit (N.I) 1.824 miles

Fiesta ST/NI Fiesta 1 (R10)

08/05/2022 10:40

Race (10:00 Time) started at 11:34:51

Pos	No.	Name	Make	Laps	Total Tm	Best Tm	Best Speed	In Lap	Avg. Speed
<b>Fiesta ST</b>									
1	5	Daragh Denning	Ford Fiesta ST 2000cc	8	11:17.945	<b>1:23.322</b>	78.808	7	77.486
2	155	Eddie Peterson	Ford Fiesta ST 2000cc	8	11:19.659	<b>1:23.823</b>	78.336	5	77.291
3	99	Darragh McMullen	Ford Fiesta ST 2000cc	8	11:21.842	<b>1:23.883</b>	78.280	4	77.043
4	69	Max Turley	Ford Fiesta ST 2000cc	8	11:22.127	<b>1:23.576</b>	78.568	4	77.011
5	3	Michael Cullen	Ford Fiesta ST 2000cc	8	11:26.359	<b>1:24.331</b>	77.865	3	76.536
6	66	Victor Cullen	Ford Fiesta ST 2000cc	8	11:33.010	<b>1:24.694</b>	77.531	8	75.802
7	7	David Maguire	Ford Fiesta ST 2000cc	8	11:40.628	<b>1:24.416</b>	77.786	3	74.977
8	4	Gordon Kellett	Ford Fiesta ST 2000cc	8	11:43.434	<b>1:26.361</b>	76.034	8	74.678
9	11	Chris Jones	Ford Fiesta ST 2000cc	8	11:44.025	<b>1:26.382</b>	76.016	6	74.616
<b>Not classified</b>									
DNS	12	Simon Deane	Ford Fiesta ST 2000cc					0	-
<b>Ford Fiesta</b>									
1	76	Derek Graham	1.2 Ford Fiesta	8	12:15.249	<b>1:30.466</b>	72.584	3	71.447
2	55	Mark Stewart	1.2 Ford Fiesta	8	12:19.941	<b>1:30.794</b>	72.322	3	70.994
3	111	Paul Stewart	1.2 Ford Fiesta	8	12:34.948	<b>1:31.955</b>	71.409	5	69.583
4	49	Michael Graham	1.2 Ford Fiesta	8	12:35.175	<b>1:31.691</b>	71.614	5	69.562
5	97	Neville Anderson	1.2 Ford Fiesta	8	12:38.670	<b>1:32.516</b>	70.976	7	69.241
6	21	Megan Campbell	1.2 Ford Fiesta	8	12:41.715	<b>1:33.338</b>	70.351	5	68.964
7	29	Henry White	1.2 Ford Fiesta	7	11:18.074	<b>1:33.788</b>	70.013	4	67.787
8	88	Chris Doherty	1.2 Ford Fiesta	7	11:18.310	<b>1:33.753</b>	70.039	4	67.764
9	28	Stephen Walker	1.2 Ford Fiesta	7	11:19.998	<b>1:34.682</b>	69.352	6	67.595
<b>Not classified</b>									
DNF	19	Dan Keelan	1.2 Ford Fiesta	7	11:16.861	<b>1:34.951</b>	69.156	4	67.909

### Announcements

Penalty - Car 7 +10s - Out of Position Start (Q12.14)

Margin of Victory	Avg. Speed	Best Lap Tm	Best Speed	Best Lap by
1.714	77.486	1:23.322	78.808	5 - Daragh Denning

Results provisional until the conclusion of judicial and technical matters

Orbits

Chief Timekeeper: D.Bradfield

Clerk of the Course:

Live timing available at [timing.rhwright.co.uk](http://timing.rhwright.co.uk)

[www.mylaps.com](http://www.mylaps.com)

Licensed to: R.H.Wright Timing



## BARC Bishopscourt Race Meeting

Coffee2Go Fiesta ST/NI Fiesta

Bishopscourt Circuit (N.I) 1.824 miles

Fiesta ST/NI Fiesta 1 (R10)

08/05/2022 10:40

Race (10:00 Time) started at 11:34:51



Lap	Lap Tm	Diff	Time of Day
<b>(5) Daragh Denning</b>			
1	1:28.874	+5.552	11:36:22.498
2	1:24.249	+0.927	11:37:46.747
3	1:23.811	+0.489	11:39:10.558
4	1:23.670	+0.348	11:40:34.228
5	1:24.046	+0.724	11:41:58.274
6	1:23.940	+0.618	11:43:22.214
7	1:23.322		11:44:45.536
8	1:24.304	+0.982	11:46:09.840
<b>(155) Eddie Peterson</b>			
1	1:28.484	+4.661	11:36:21.816
2	1:25.426	+1.603	11:37:47.242
3	1:23.946	+0.123	11:39:11.188
4	1:24.272	+0.449	11:40:35.460
5	1:23.823		11:41:59.283
6	1:23.894	+0.071	11:43:23.177
7	1:24.130	+0.307	11:44:47.307
8	1:24.247	+0.424	11:46:11.554
<b>(99) Darragh McMullen</b>			
1	1:29.366	+5.483	11:36:23.841
2	1:24.461	+0.578	11:37:48.102
3	1:24.259	+0.376	11:39:12.361
4	1:23.883		11:40:36.244
5	1:24.219	+0.336	11:42:00.463
6	1:24.261	+0.378	11:43:24.724
7	1:24.116	+0.233	11:44:48.840
8	1:24.897	+1.014	11:46:13.737
<b>(69) Max Turley</b>			
1	1:30.014	+6.438	11:36:25.237
2	1:24.974	+1.398	11:37:50.211
3	1:24.103	+0.527	11:39:14.314
4	1:23.576		11:40:37.890
5	1:23.853	+0.277	11:42:01.743
6	1:23.700	+0.124	11:43:25.443
7	1:23.812	+0.236	11:44:49.255
8	1:24.767	+1.191	11:46:14.022
<b>(3) Michael Cullen</b>			
1	1:29.970	+5.639	11:36:24.300
2	1:25.036	+0.705	11:37:49.336
3	1:24.331		11:39:13.667
4	1:25.348	+1.017	11:40:39.015
5	1:24.799	+0.468	11:42:03.814
6	1:24.804	+0.473	11:43:28.618
7	1:24.797	+0.466	11:44:53.415
8	1:24.839	+0.508	11:46:18.254
<b>(66) Victor Cullen</b>			
1	1:31.945	+7.251	11:36:27.388
2	1:27.151	+2.457	11:37:54.539
3	1:25.580	+0.886	11:39:20.119
4	1:25.122	+0.428	11:40:45.241
5	1:24.870	+0.176	11:42:10.111
6	1:25.013	+0.319	11:43:35.124
7	1:25.087	+0.393	11:45:00.211
8	1:24.694		11:46:24.905
<b>(7) David Maguire</b>			
1	1:31.083	+6.667	11:36:25.915
2	1:25.144	+0.728	11:37:51.059
3	1:24.416		11:39:15.475
4	1:25.483	+1.067	11:40:40.958
5	1:25.447	+1.031	11:42:06.405
6	1:25.429	+1.013	11:43:31.834
7	1:25.504	+1.088	11:44:57.338
8	1:25.185	+0.769	11:46:22.523
<b>(4) Gordon Kellett</b>			
1	1:31.667	+5.306	11:36:27.067
2	1:28.126	+1.765	11:37:55.193

Lap	Lap Tm	Diff	Time of Day
3	1:26.430	+0.069	11:39:21.623
4	1:26.911	+0.550	11:40:48.534
5	1:26.830	+0.469	11:42:15.364
6	1:26.517	+0.156	11:43:41.881
7	1:27.087	+0.726	11:45:08.968
8	1:26.361		11:46:35.329
<b>(11) Chris Jones</b>			
1	1:32.678	+6.296	11:36:28.678
2	1:26.827	+0.445	11:37:55.505
3	1:26.532	+0.150	11:39:22.037
4	1:27.097	+0.715	11:40:49.134
5	1:26.928	+0.546	11:42:16.062
6	1:26.382		11:43:42.444
7	1:26.857	+0.475	11:45:09.301
8	1:26.619	+0.237	11:46:35.920
<b>(76) Derek Graham</b>			
1	1:34.741	+4.275	11:36:31.819
2	1:31.031	+0.565	11:38:02.850
3	1:30.466		11:39:33.316
4	1:30.690	+0.224	11:41:04.006
5	1:30.591	+0.125	11:42:34.597
6	1:30.720	+0.254	11:44:05.317
7	1:30.953	+0.487	11:45:36.270
8	1:30.874	+0.408	11:47:07.144
<b>(55) Mark Stewart</b>			
1	1:35.419	+4.625	11:36:32.402
2	1:30.810	+0.016	11:38:03.212
3	1:30.794		11:39:34.006
4	1:30.940	+0.146	11:41:04.946
5	1:31.619	+0.825	11:42:36.565
6	1:31.252	+0.458	11:44:07.817
7	1:31.986	+1.192	11:45:39.803
8	1:32.033	+1.239	11:47:11.836
<b>(111) Paul Stewart</b>			
1	1:36.973	+5.018	11:36:34.458
2	1:35.278	+3.323	11:38:09.736
3	1:33.123	+1.168	11:39:42.859
4	1:33.180	+1.225	11:41:16.039
5	1:31.955		11:42:47.994
6	1:32.770	+0.815	11:44:20.764
7	1:33.554	+1.599	11:45:54.318
8	1:32.525	+0.570	11:47:26.843
<b>(49) Michael Graham</b>			
1	1:37.176	+5.485	11:36:34.741
2	1:34.317	+2.626	11:38:09.058
3	1:33.359	+1.668	11:39:42.417
4	1:33.440	+1.749	11:41:15.857
5	1:31.691		11:42:47.548
6	1:33.201	+1.510	11:44:20.749
7	1:33.786	+2.095	11:45:54.535
8	1:32.535	+0.844	11:47:27.070
<b>(97) Neville Anderson</b>			
1	1:37.354	+4.838	11:36:35.881
2	1:34.575	+2.059	11:38:10.456
3	1:34.562	+2.046	11:39:45.018
4	1:34.093	+1.577	11:41:19.111
5	1:32.931	+0.415	11:42:52.042
6	1:33.248	+0.732	11:44:25.290
7	1:32.516		11:45:57.806
8	1:32.759	+0.243	11:47:30.565
<b>(21) Megan Campbell</b>			
1	1:37.270	+3.932	11:36:35.266
2	1:34.923	+1.585	11:38:10.189
3	1:35.213	+1.875	11:39:45.402
4	1:34.427	+1.089	11:41:19.829
5	1:33.338		11:42:53.167
6	1:33.435	+0.097	11:44:26.602

Lap	Lap Tm	Diff	Time of Day
7	1:33.548	+0.210	11:46:00.150
8	1:33.460	+0.122	11:47:33.610
<b>(29) Henry White</b>			
1	1:40.526	+6.738	11:36:38.695
2	1:35.294	+1.506	11:38:13.989
3	1:34.803	+1.015	11:39:48.792
4	1:33.788		11:41:22.580
5	1:36.438	+2.650	11:42:59.018
6	1:34.887	+1.099	11:44:33.905
7	1:36.064	+2.276	11:46:09.969
<b>(88) Chris Doherty</b>			
1	1:39.685	+5.932	11:36:38.266
2	1:35.030	+1.277	11:38:13.296
3	1:36.197	+2.444	11:39:49.493
4	1:33.753		11:41:23.246
5	1:36.090	+2.337	11:42:59.336
6	1:34.714	+0.961	11:44:34.050
7	1:36.155	+2.402	11:46:10.205
<b>(28) Stephen Walker</b>			
1	1:41.053	+6.371	11:36:39.827
2	1:36.466	+1.784	11:38:16.293
3	1:35.529	+0.847	11:39:51.822
4	1:35.168	+0.486	11:41:26.990
5	1:35.001	+0.319	11:43:01.991
6	1:34.682		11:44:36.673
7	1:35.220	+0.538	11:46:11.893
<b>(19) Dan Keelan</b>			
1	1:39.150	+4.199	11:36:37.712
2	1:35.180	+0.229	11:38:12.892
3	1:35.064	+0.113	11:39:47.956
4	1:34.951		11:41:22.907
5	1:35.443	+0.492	11:42:58.350
6	1:35.042	+0.091	11:44:33.392
7	1:35.364	+0.413	11:46:08.756

Results provisional until the conclusion of judicial and technical matters

Orbits

Chief Timekeeper: D.Bradfield

Clerk of the Course:

Live timing available at [timing.rhwright.co.uk](http://timing.rhwright.co.uk)

[www.mylaps.com](http://www.mylaps.com)

Licensed to: R.H.Wright Timing



## BARC Bishopscourt Race Meeting

Coffee2Go Fiesta ST/NI Fiesta

Bishopscourt Circuit (N.I) 1.824 miles

Fiesta ST/NI Fiesta 2 (R20)

08/05/2022 15:20

Race (10:00 Time)

11	28	19
	21	22
10	97	88
	19	20
9	55	76
	17	18
8	111	49
	15	16
7	21	29
	13	14
6		
	11	12
5	11	12
	9	10
4	7	4
	7	8
3	155	5
	5	6
2	69	99
	3	4
1	66	3
	1	2

POLE POSITION

Results provisional until the conclusion of judicial and technical matters

Orbits

Chief Timekeeper: D.Bradfield

Clerk of the Course:

Live timing available at [timing.rhwright.co.uk](http://timing.rhwright.co.uk)

[www.mylaps.com](http://www.mylaps.com)

Licensed to: R.H.Wright Timing



## BARC Bishops court Race Meeting

Sorted on Laps

Coffee2Go Fiesta ST/NI Fiesta

Bishops court Circuit (N.I) 1.824 miles

Fiesta ST/NI Fiesta 2 (R20)

08/05/2022 15:20

Race (11:20 Time) started at 16:05:29

Pos	No.	Name	Make	Laps	Total Tm	Best Tm	Best Speed	In Lap	Avg. Speed
<b>Fiesta ST</b>									
1	155	Eddie Peterson	Ford Fiesta ST 2000cc	7	11:29.606	<b>1:24.316</b>	77.878	7	66.654
2	5	Daragh Denning	Ford Fiesta ST 2000cc	7	11:31.103	<b>1:24.531</b>	77.680	4	66.509
3	69	Max Turley	Ford Fiesta ST 2000cc	7	11:31.454	<b>1:23.653</b>	78.496	2	66.476
4	7	David Maguire	Ford Fiesta ST 2000cc	7	11:31.457	<b>1:24.236</b>	77.952	4	66.475
5	66	Victor Cullen	Ford Fiesta ST 2000cc	7	11:35.178	<b>1:24.643</b>	77.578	7	66.119
6	4	Gordon Kellett	Ford Fiesta ST 2000cc	7	11:42.606	<b>1:26.286</b>	76.100	2	65.420
7	11	Chris Jones	Ford Fiesta ST 2000cc	7	11:44.812	<b>1:26.417</b>	75.985	2	65.216
8	12	Simon Deane	Ford Fiesta ST 2000cc	7	11:50.584	<b>1:25.682</b>	76.637	2	64.686
<b>Not classified</b>									
DNF	3	Michael Cullen	Ford Fiesta ST 2000cc	5	8:38.801	<b>1:24.203</b>	77.983	5	63.284
DNF	99	Darragh McMullen	Ford Fiesta ST 2000cc	2	2:58.064	<b>1:24.987</b>	77.264	2	73.753
<b>Ford Fiesta</b>									
1	76	Derek Graham	1.2 Ford Fiesta	7	12:03.387	<b>1:30.904</b>	72.234	2	63.541
2	55	Mark Stewart	1.2 Ford Fiesta	7	12:06.559	<b>1:30.604</b>	72.474	5	63.264
3	49	Michael Graham	1.2 Ford Fiesta	7	12:07.988	<b>1:31.375</b>	71.862	6	63.140
4	111	Paul Stewart	1.2 Ford Fiesta	7	12:08.512	<b>1:31.019</b>	72.143	6	63.094
5	97	Neville Anderson	1.2 Ford Fiesta	7	12:12.790	<b>1:32.432</b>	71.040	4	62.726
6	29	Henry White	1.2 Ford Fiesta	7	12:19.529	<b>1:32.865</b>	70.709	5	62.154
7	88	Chris Doherty	1.2 Ford Fiesta	7	12:21.385	<b>1:33.365</b>	70.330	7	61.999
8	19	Dan Keelan	1.2 Ford Fiesta	7	12:23.799	<b>1:33.996</b>	69.858	4	61.797
9	28	Stephen Walker	1.2 Ford Fiesta	7	12:24.569	<b>1:33.573</b>	70.174	4	61.733
10	21	Megan Campbell	1.2 Ford Fiesta	7	12:24.749	<b>1:34.357</b>	69.591	6	61.719

### Announcements

Penalty - Car 12 +10s - Out of Position Start (Q12.14)

Margin of Victory	Avg. Speed	Best Lap Tm	Best Speed	Best Lap by
1.497	66.654	1:23.653	78.496	69 - Max Turley

Results provisional until the conclusion of judicial and technical matters

Orbits

Chief Timekeeper: D.Bradfield

Clerk of the Course:

Live timing available at [timing.rhwright.co.uk](http://timing.rhwright.co.uk)

[www.mylaps.com](http://www.mylaps.com)

Licensed to: R.H.Wright Timing



## BARC Bishopscourt Race Meeting


Coffee2Go Fiesta ST/NI Fiesta

Bishopscourt Circuit (N.I) 1.824 miles

Fiesta ST/NI Fiesta 2 (R20)

08/05/2022 15:20

Race (11:20 Time) started at 16:05:29



Lap	Lap Tm	Diff	Time of Day
<b>(155) Eddie Peterson</b>			
1	1:31.010	+6.694	16:07:02.461
2	1:25.041	+0.725	16:08:27.502
2	3:10.951	+1:46.635	16:27:52.553
3	1:28.668	+4.352	16:29:21.221
4	1:24.512	+0.196	16:30:45.733
5	1:24.733	+0.417	16:32:10.466
6	1:24.943	+0.627	16:33:35.409
7	1:24.316		16:34:59.725
<b>(5) Daragh Denning</b>			
1	1:31.430	+6.899	16:07:03.107
2	1:25.328	+0.797	16:08:28.435
2	3:10.439	+1:45.908	16:27:52.938
3	1:29.200	+4.669	16:29:22.138
4	1:24.531		16:30:46.669
5	1:24.599	+0.068	16:32:11.268
6	1:25.022	+0.491	16:33:36.290
7	1:24.932	+0.401	16:35:01.222
<b>(69) Max Turley</b>			
1	1:30.240	+6.587	16:07:01.507
2	1:23.653		16:08:25.160
2	3:12.438	+1:48.785	16:27:51.291
3	1:29.628	+5.975	16:29:20.919
4	1:24.411	+0.758	16:30:45.330
5	1:23.959	+0.306	16:32:09.289
6	1:27.939	+4.286	16:33:37.228
7	1:24.345	+0.692	16:35:01.573
<b>(7) David Maguire</b>			
1	1:31.329	+7.093	16:07:03.412
2	1:25.373	+1.137	16:08:28.785
2	3:10.530	+1:46.294	16:27:53.240
3	1:29.522	+5.286	16:29:22.762
4	1:24.236		16:30:46.998
5	1:24.677	+0.441	16:32:11.675
6	1:25.303	+1.067	16:33:36.978
7	1:24.598	+0.362	16:35:01.576
<b>(66) Victor Cullen</b>			
1	1:30.869	+6.226	16:07:00.989
2	1:25.880	+1.237	16:08:26.869
2	3:12.170	+1:47.527	16:27:52.069
3	1:32.558	+7.915	16:29:24.627
4	1:25.644	+1.001	16:30:50.271
5	1:25.267	+0.624	16:32:15.538
6	1:25.116	+0.473	16:33:40.654
7	1:24.643		16:35:05.297
<b>(4) Gordon Kellett</b>			
1	1:33.512	+7.226	16:07:05.718
2	1:26.286		16:08:32.004
2	3:10.008	+1:43.722	16:27:53.681
3	1:32.038	+5.752	16:29:25.719
4	1:26.635	+0.349	16:30:52.354
5	1:26.393	+0.107	16:32:18.747
6	1:26.844	+0.558	16:33:45.591
7	1:27.134	+0.848	16:35:12.725
<b>(11) Chris Jones</b>			
1	1:32.163	+5.746	16:07:05.037
2	1:26.417		16:08:31.454
2	3:10.386	+1:43.969	16:27:53.811
3	1:32.331	+5.914	16:29:26.142
4	1:27.297	+0.880	16:30:53.439
5	1:27.166	+0.749	16:32:20.605
6	1:27.234	+0.817	16:33:47.839
7	1:27.092	+0.675	16:35:14.931
<b>(12) Simon Deane</b>			
1	1:32.009	+6.327	16:07:04.528
2	1:25.682		16:08:30.210

Lap	Lap Tm	Diff	Time of Day
<b>(76) Derek Graham</b>			
2	3:09.955	+1:44.273	16:27:53.132
3	1:30.571	+4.889	16:29:23.703
4	1:26.282	+0.600	16:30:49.985
5	1:26.292	+0.610	16:32:16.277
6	1:26.502	+0.820	16:33:42.779
7	1:27.924	+2.242	16:35:10.703
<b>(55) Mark Stewart</b>			
1	1:35.952	+5.348	16:07:10.502
2	1:31.977	+1.373	16:08:42.479
2	3:08.579	+1:37.975	16:27:55.648
3	1:35.818	+5.214	16:29:31.466
4	1:31.647	+1.043	16:31:03.113
5	1:30.604		16:32:33.717
6	1:31.388	+0.784	16:34:05.105
7	1:31.573	+0.969	16:35:36.678
<b>(49) Michael Graham</b>			
1	1:35.229	+3.854	16:07:09.423
2	1:32.899	+1.524	16:08:42.322
2	3:09.329	+1:37.954	16:27:55.457
3	1:35.667	+4.292	16:29:31.124
4	1:31.792	+0.417	16:31:02.916
5	1:32.069	+0.694	16:32:34.985
6	1:31.375		16:34:06.360
7	1:31.747	+0.372	16:35:38.107
<b>(111) Paul Stewart</b>			
1	1:35.325	+4.306	16:07:09.781
2	1:32.544	+1.525	16:08:42.325
2	3:08.761	+1:37.742	16:27:55.633
3	1:35.154	+4.135	16:29:30.787
4	1:32.685	+1.666	16:31:03.472
5	1:32.797	+1.778	16:32:36.269
6	1:31.019		16:34:07.288
7	1:31.343	+0.324	16:35:38.631
<b>(97) Neville Anderson</b>			
1	1:37.672	+5.240	16:07:12.837
2	1:33.961	+1.529	16:08:46.798
2	3:08.626	+1:36.194	16:27:56.156
3	1:36.549	+4.117	16:29:32.705
4	1:32.432		16:31:05.137
5	1:32.436	+0.004	16:32:37.573
6	1:32.475	+0.043	16:34:10.048
7	1:32.861	+0.429	16:35:42.909
<b>(29) Henry White</b>			
1	1:40.408	+7.543	16:07:14.502
2	1:34.165	+1.300	16:08:48.667
2	3:06.159	+1:33.294	16:27:56.566
3	1:37.896	+5.031	16:29:34.462
4	1:33.664	+0.799	16:31:08.126
5	1:32.865		16:32:40.991
6	1:34.571	+1.706	16:34:15.562
7	1:34.086	+1.221	16:35:49.648
<b>(88) Chris Doherty</b>			
1	1:40.955	+7.590	16:07:15.990
2	1:33.899	+0.534	16:08:49.889
2	3:04.946	+1:31.581	16:27:57.006
3	1:38.193	+4.828	16:29:35.199
4	1:33.636	+0.271	16:31:08.835
5	1:34.872	+1.507	16:32:43.707

Lap	Lap Tm	Diff	Time of Day
<b>(19) Dan Keelan</b>			
6	1:34.432	+1.067	16:34:18.139
7	1:33.365		16:35:51.504
<b>(28) Stephen Walker</b>			
1	1:39.831	+6.258	16:07:15.304
2	1:34.256	+0.683	16:08:49.560
2	3:05.795	+1:32.222	16:27:57.038
3	1:38.981	+5.408	16:29:36.019
4	1:33.573		16:31:09.592
5	1:34.982	+1.409	16:32:44.574
6	1:34.486	+0.913	16:34:19.060
7	1:35.628	+2.055	16:35:54.688
<b>(21) Megan Campbell</b>			
1	1:38.086	+3.729	16:07:11.978
2	1:34.372	+0.015	16:08:46.350
2	3:08.079	+1:33.722	16:27:56.151
3	1:37.813	+3.456	16:29:33.964
4	1:34.538	+0.181	16:31:08.502
5	1:36.496	+2.139	16:32:44.998
6	1:34.357		16:34:19.355
7	1:35.513	+1.156	16:35:54.868
<b>(3) Michael Cullen</b>			
1	1:30.054	+5.851	16:07:00.255
2	1:24.363	+0.160	16:08:24.618
2	3:13.264	+1:49.061	16:27:51.278
3	1:29.133	+4.930	16:29:20.411
4	1:24.306	+0.103	16:30:44.717
5	1:24.203		16:32:08.920
<b>(99) Darragh McMullen</b>			
1	1:31.350	+6.363	16:07:02.174
2	1:24.987		16:08:27.161

Results provisional until the conclusion of judicial and technical matters

Orbits

Chief Timekeeper: D.Bradfield

Clerk of the Course:

Live timing available at [timing.rhwright.co.uk](http://timing.rhwright.co.uk)

[www.mylaps.com](http://www.mylaps.com)

Licensed to: R.H.Wright Timing





## BARC Bishops court Race Meeting

Sorted on best lap time

Finnstown Castle Hotel/Gaswise

Bishops court Circuit (N.I) 1.824 miles

BOSS Ireland (Q1)

07/05/2022 15:15

Qualifying started at 15:22:45

Pos	No.	Name	Make	Best Tm	Diff	In Lap	Best Speed	2nd Best	2nd Lap
1	46	Michael Roche	Dallara	<b>1:04.004</b>		11	102.594	1:04.402	10
2	36	Aaron Gaughran	Dallara 317	<b>1:04.091</b>	0.087	5	102.454	1:04.103	4
3	7	Tony Greenan	Dallara F317	<b>1:05.305</b>	1.301	11	100.550	1:05.825	10
4	23	Jonathan Fildes	Lola	<b>1:05.496</b>	1.492	2	100.257	1:05.585	3
5	27	Barry Rabbitt	Tatuus Renault Eurocup 2	<b>1:05.684</b>	1.680	8	99.970	1:06.007	6
6	55	Noel Robinson	Dallara F307	<b>1:07.236</b>	3.232	6	97.662	1:07.486	7
7	77	Shane Rabbitt	Renault Formula 2.0l	<b>1:08.145</b>	4.141	8	96.359	1:08.439	9
8	18	Tom Gaughran	Dallara	<b>1:09.825</b>	5.821	9	94.041	1:10.094	8
9	2	Donal Griffin	Reynard 90D F3000	<b>1:10.195</b>	6.191	6	93.545	1:11.278	7
10	19	Johnny Keating	Jedi 006	<b>1:12.853</b>	8.849	9	90.132	1:12.894	3
11	3	Joe Christian	Formula Renault 2.0	<b>1:15.768</b>	11.764	7	86.665	1:16.528	5
12	9	John Stewart	Radical	<b>1:16.181</b>	12.177	4	86.195	1:17.641	2
13	51	Eamon Matheson	Ra 903	<b>1:17.521</b>	13.517	1	84.705	1:17.593	2
14	21	Daniel Faherty	Dallara F3			0	-		0
15	299	Michael Connolly	Radical SR8			0	-		0

Results provisional until the conclusion of judicial and technical matters

Orbits

Chief Timekeeper: D.Bradfield

Clerk of the Course:

Live timing available at [timing.rhwright.co.uk](http://timing.rhwright.co.uk)

[www.mylaps.com](http://www.mylaps.com)

Licensed to: R.H.Wright Timing



## BARC Bishopscourt Race Meeting


Finnstown Castle Hotel/Gaswise

Bishopscourt Circuit (N.I) 1.824 miles

BOSS Ireland (Q1)

07/05/2022 15:15

Qualifying started at 15:22:45



Lap	Lap Tm	Diff	Time of Day
<b>(46) Michael Roche</b>			
1	1:10.186	+6.182	15:24:37.466
2	1:06.872	+2.868	15:25:44.338
3	1:08.949	+4.945	15:26:53.287
4	1:06.596	+2.592	15:27:59.883
5	1:05.047	+1.043	15:29:04.930
6	1:05.160	+1.156	15:30:10.090
7	1:06.640	+2.636	15:31:16.730
8	1:04.551	+0.547	15:32:21.281
9	1:05.764	+1.760	15:33:27.045
10	1:04.402	+0.398	15:34:31.447
11	1:04.004		15:35:35.451
<b>(36) Aaron Gaughran</b>			
1	1:07.974	+3.883	15:24:33.867
2	1:07.199	+3.108	15:25:41.066
3	1:06.346	+2.255	15:26:47.412
4	1:04.103	+0.012	15:27:51.515
5	1:04.091		15:28:55.606
6	1:13.444	+9.353	15:30:09.050
7	1:11.963	+7.872	15:31:21.013
8	1:04.957	+0.866	15:32:25.970
9	1:14.300	+10.209	15:33:40.270
10	1:04.387	+0.296	15:34:44.657
<b>(7) Tony Greenan</b>			
1	1:09.413	+4.108	15:24:04.413
2	1:07.993	+2.688	15:25:12.406
3	1:07.984	+2.679	15:26:20.390
4	1:08.625	+3.320	15:27:29.015
5	1:08.627	+3.322	15:28:37.642
6	1:06.621	+1.316	15:29:44.263
7	1:06.715	+1.410	15:30:50.978
8	1:06.932	+1.627	15:31:57.910
9	1:06.326	+1.021	15:33:04.236
10	1:05.825	+0.520	15:34:10.061
11	1:05.305		15:35:15.366
<b>(23) Jonathan Fildes</b>			
1	1:07.136	+1.640	15:24:09.522
2	1:05.496		15:25:15.018
3	1:05.585	+0.089	15:26:20.603
4	1:07.541	+2.045	15:27:28.144
p5	1:20.269	+14.773	15:28:48.413
<b>(27) Barry Rabbitt</b>			
1	1:10.047	+4.363	15:24:33.809
2	1:08.345	+2.661	15:25:42.154
3	1:11.207	+5.523	15:26:53.361
4	1:08.030	+2.346	15:28:01.391
5	1:06.438	+0.754	15:29:07.829
6	1:06.007	+0.323	15:30:13.836
7	1:06.047	+0.363	15:31:19.883
8	1:05.684		15:32:25.567
9	1:06.218	+0.534	15:33:31.785
10	1:09.235	+3.551	15:34:41.020
<b>(55) Noel Robinson</b>			
1	1:10.124	+2.888	15:24:04.972
2	1:08.519	+1.283	15:25:13.491
3	1:08.658	+1.422	15:26:22.149
4	1:07.541	+0.305	15:27:29.690
5	1:09.042	+1.806	15:28:38.732
6	1:07.236		15:29:45.968
7	1:07.486	+0.250	15:30:53.454
8	1:08.834	+1.598	15:32:02.288
9	1:23.468	+16.232	15:33:25.756
10	1:15.201	+7.965	15:34:40.957
<b>(77) Shane Rabbitt</b>			
1	1:12.309	+4.164	15:24:29.043
2	1:11.513	+3.368	15:25:40.556
3	1:11.356	+3.211	15:26:51.912

Lap	Lap Tm	Diff	Time of Day
4	1:11.114	+2.969	15:28:03.026
5	1:09.649	+1.504	15:29:12.675
6	1:09.325	+1.180	15:30:22.000
7	1:08.963	+0.818	15:31:30.963
8	1:08.145		15:32:39.108
9	1:08.439	+0.294	15:33:47.547
10	1:24.668	+16.523	15:35:12.215
<b>(18) Tom Gaughran</b>			
1	1:12.437	+2.612	15:24:43.106
2	1:13.216	+3.391	15:25:56.322
3	1:13.732	+3.907	15:27:10.054
4	1:12.741	+2.916	15:28:22.795
5	1:12.429	+2.604	15:29:35.224
6	1:11.866	+2.041	15:30:47.090
7	1:10.538	+0.713	15:31:57.628
8	1:10.094	+0.269	15:33:07.722
9	1:09.825		15:34:17.547
10	1:10.825	+1.000	15:35:28.372
<b>(2) Donal Griffin</b>			
p1	1:41.934	+31.739	15:24:58.891
2	2:32.556	+1:22.361	15:27:31.447
3	1:14.769	+4.574	15:28:46.216
4	1:12.996	+2.801	15:29:59.212
5	1:11.283	+1.088	15:31:10.495
6	1:10.195		15:32:20.690
7	1:11.278	+1.083	15:33:31.968
p8	1:41.226	+31.031	15:35:13.194
<b>(19) Johnny Keating</b>			
1	1:18.082	+5.229	15:24:24.073
2	1:13.686	+0.833	15:25:37.759
3	1:12.894	+0.041	15:26:50.653
4	1:13.690	+0.837	15:28:04.343
5	1:13.437	+0.584	15:29:17.780
6	1:14.672	+1.819	15:30:32.452
7	1:16.130	+3.277	15:31:48.582
8	1:31.152	+18.299	15:33:19.734
9	1:12.853		15:34:32.587
10	1:19.031	+6.178	15:35:51.618
<b>(3) Joe Christian</b>			
1	1:18.448	+2.680	15:24:23.735
2	1:19.180	+3.412	15:25:42.915
3	1:17.587	+1.819	15:27:00.502
4	1:17.999	+2.231	15:28:18.501
5	1:16.528	+0.760	15:29:35.029
6	1:18.515	+2.747	15:30:53.544
7	1:15.768		15:32:09.312
8	1:18.346	+2.578	15:33:27.658
9	1:16.694	+0.926	15:34:44.352
<b>(9) John Stewart</b>			
1	1:20.580	+4.399	15:24:39.139
2	1:17.641	+1.460	15:25:56.780
3	1:19.245	+3.064	15:27:16.025
4	1:16.181		15:28:32.206
5	1:28.566	+12.385	15:30:00.772
p6	1:53.369	+37.188	15:31:54.141
<b>(51) Eamon Matheson</b>			
1	1:17.521		15:24:49.699
2	1:17.593	+0.072	15:26:07.292
3	1:19.251	+1.730	15:27:26.543
4	1:23.785	+6.264	15:28:50.328
p5	1:56.963	+39.442	15:30:47.291

Results provisional until the conclusion of judicial and technical matters

Orbits

Chief Timekeeper: D.Bradfield

Clerk of the Course:

Live timing available at [timing.rhwright.co.uk](http://timing.rhwright.co.uk)

[www.mylaps.com](http://www.mylaps.com)

Licensed to: R.H.Wright Timing



## BARC Bishopscourt Race Meeting

Finnstown Castle Hotel/Gaswise

Bishopscourt Circuit (N.I) 1.824 miles

BOSS Ireland 1 (R9)

08/05/2022 10:15


Race (15:00 Time)



8	299
	15
7	51
	13
6	3
	11
5	2
	9
4	77
	7
3	27
	5
2	7
	3
1	46
	1

POLE POSITION

21
14
9
12
19
10
18
8
55
6
23
4
36
2



Results provisional until the conclusion of judicial and technical matters

Orbits

Chief Timekeeper: D.Bradfield

Clerk of the Course:

Live timing available at [timing.rhwright.co.uk](http://timing.rhwright.co.uk)

[www.mylaps.com](http://www.mylaps.com)

Licensed to: R.H.Wright Timing



## BARC Bishops court Race Meeting

Sorted on Laps

Finnstown Castle Hotel/Gaswise

Bishops court Circuit (N.I) 1.824 miles

BOSS Ireland 1 (R9)

08/05/2022 10:15

Race (12:18 Time) started at 10:45:46

Pos	No.	Name	Make	Laps	Total Tm	Best Tm	Best Speed	In Lap	Avg. Speed
1	36	Aaron Gaughran	Dallara 317	11	13:19.515	1:03.748	103.006	7	90.343
2	7	Tony Greenan	Dallara F317	11	13:28.999	1:05.875	99.680	5	89.284
3	55	Noel Robinson	Dallara F307	11	13:33.831	1:06.234	99.139	5	88.754
4	46	Michael Roche	Dallara	11	14:02.602	1:04.595	101.655	3	85.723
5	19	Johnny Keating	Jedi 006	10	13:39.392	1:11.484	91.858	4	80.137
6	9	John Stewart	Radical	10	13:49.880	1:15.433	87.049	5	79.125
7	21	Daniel Faherty	Dallara F3	10	13:51.236	1:09.095	95.034	8	78.996
<b>Not classified</b>									
DNF	23	Jonathan Fildes	Lola	8	10:09.295	1:04.540	101.742	6	86.216
DNF	77	Shane Rabbitt	Renault Formula 2.0l	8	10:38.773	1:08.959	95.222	8	82.238
DNF	27	Barry Rabbitt	Tatuus Renault Eurocup 2.0	2	3:30.688	1:11.322	92.067	2	62.333
DNF	3	Joe Christian	Formula Renault 2.0	1	1:26.764	1:22.080	80.000	1	75.681
DNF	51	Eamon Matheson	Ra 903	1	2:08.111	1:16.868	85.424	1	51.256
DNS	18	Tom Gaughran	Dallara					0	

### Announcements

Race Red Flagged on lap 2 - Restarted with grid based on lap 1 (Q12.15.2)

Margin of Victory	Avg. Speed	Best Lap Tm	Best Speed	Best Lap by
9.484	90.343	1:03.748	103.006	36 - Aaron Gaughran

Results provisional until the conclusion of judicial and technical matters

Orbits

Chief Timekeeper: D.Bradfield

Clerk of the Course:

Live timing available at [timing.rhwright.co.uk](http://timing.rhwright.co.uk)

[www.mylaps.com](http://www.mylaps.com)

Licensed to: R.H.Wright Timing



## BARC Bishopscourt Race Meeting


Finnstown Castle Hotel/Gaswise

Bishopscourt Circuit (N.I) 1.824 miles

BOSS Ireland 1 (R9)

08/05/2022 10:15

Race (12:18 Time) started at 10:45:46



Lap	Lap Tm	Diff	Time of Day
<b>(36) Aaron Gaughan</b>			
1	1:25.839	+22.091	10:47:13.969
1	2:32.089	+1:28.341	10:59:47.643
2	1:08.788	+5.040	11:00:56.431
3	1:05.684	+1.936	11:02:02.115
4	1:04.121	+0.373	11:03:06.236
5	1:04.531	+0.783	11:04:10.767
6	1:04.936	+1.188	11:05:15.703
7	1:03.748		11:06:19.451
8	1:03.926	+0.178	11:07:23.377
9	1:05.930	+2.182	11:08:29.307
10	1:08.119	+4.371	11:09:37.426
11	1:08.654	+4.906	11:10:46.080

Lap	Lap Tm	Diff	Time of Day
<b>(7) Tony Greenan</b>			
1	1:11.263	+5.388	10:46:59.505
1	2:34.372	+1:28.497	10:59:45.813
2	1:09.885	+4.010	11:00:55.698
3	1:06.239	+0.364	11:02:01.937
4	1:05.922	+0.047	11:03:07.859
5	1:05.875		11:04:13.734
6	1:06.354	+0.479	11:05:20.088
7	1:06.584	+0.709	11:06:26.672
8	1:07.968	+2.093	11:07:34.640
9	1:06.576	+0.701	11:08:41.216
10	1:06.841	+0.966	11:09:48.057
11	1:07.507	+1.632	11:10:55.564

Lap	Lap Tm	Diff	Time of Day
<b>(55) Noel Robinson</b>			
1	1:11.924	+5.690	10:47:00.589
1	2:33.714	+1:27.480	10:59:46.319
2	1:11.256	+5.022	11:00:57.575
3	1:06.292	+0.058	11:02:03.867
4	1:06.892	+0.658	11:03:10.759
5	1:06.234		11:04:16.993
6	1:06.312	+0.078	11:05:23.305
7	1:06.707	+0.473	11:06:30.012
8	1:06.533	+0.299	11:07:36.545
9	1:07.741	+1.507	11:08:44.286
10	1:07.768	+1.534	11:09:52.054
11	1:08.342	+2.108	11:11:00.396

Lap	Lap Tm	Diff	Time of Day
<b>(46) Michael Roche</b>			
1	1:10.706	+6.111	10:46:58.231
1	2:34.948	+1:30.353	10:59:45.233
2	1:10.735	+6.140	11:00:55.968
3	1:04.595		11:02:00.563
4	1:05.203	+0.608	11:03:05.766
5	1:04.746	+0.151	11:04:10.512
6	1:04.708	+0.113	11:05:15.220
7	1:48.844	+44.249	11:07:04.064
8	1:06.919	+2.324	11:08:10.983
9	1:05.234	+0.639	11:09:16.217
10	1:07.645	+3.050	11:10:23.862
11	1:05.305	+0.710	11:11:29.167

Lap	Lap Tm	Diff	Time of Day
<b>(19) Johnny Keating</b>			
1	1:15.482	+3.998	10:47:05.804
1	2:33.437	+1:21.953	10:59:46.419
2	1:18.721	+7.237	11:01:05.140
3	1:11.614	+0.130	11:02:16.754
4	1:11.484		11:03:28.238
5	1:12.336	+0.852	11:04:40.574
6	1:14.920	+3.436	11:05:55.494
7	1:15.860	+4.376	11:07:11.354
8	1:15.289	+3.805	11:08:26.643
9	1:18.223	+6.739	11:09:44.866
10	1:21.091	+9.607	11:11:05.957

Lap	Lap Tm	Diff	Time of Day
<b>(9) John Stewart</b>			
1	1:20.622	+5.189	10:47:11.356
1	2:31.861	+1:16.428	10:59:48.352
2	1:19.882	+4.449	11:01:08.234

Lap	Lap Tm	Diff	Time of Day
3	1:16.378	+0.945	11:02:24.612
4	1:15.887	+0.454	11:03:40.499
5	1:15.433		11:04:55.932
6	1:16.458	+1.025	11:06:12.390
7	1:16.182	+0.749	11:07:28.572
8	1:16.561	+1.128	11:08:45.133
9	1:15.542	+0.109	11:10:00.675
10	1:15.770	+0.337	11:11:16.445

Lap	Lap Tm	Diff	Time of Day
<b>(21) Daniel Faherty</b>			
1	1:18.575	+9.480	10:47:09.732
1	2:32.772	+1:23.677	10:59:46.921
2	1:17.028	+7.933	11:01:03.949
3	1:11.199	+2.104	11:02:15.148
4	1:10.669	+1.574	11:03:25.817
5	1:10.926	+1.831	11:04:36.743
6	1:10.670	+1.575	11:05:47.413
7	1:09.484	+0.389	11:06:56.897
8	1:09.095		11:08:05.992
9	1:19.743	+10.648	11:09:25.735
10	1:52.066	+42.971	11:11:17.801

Lap	Lap Tm	Diff	Time of Day
<b>(23) Jonathan Fildes</b>			
1	1:09.096	+4.556	10:46:57.227
1	52.289	-12.251	10:59:45.759
2	1:13.900	+9.360	11:00:59.659
3	1:05.032	+0.492	11:02:04.691
4	1:04.712	+0.172	11:03:09.403
5	1:04.608	+0.068	11:04:14.011
6	1:04.540		11:05:18.551
7	1:04.828	+0.288	11:06:23.379
8	1:12.481	+7.941	11:07:35.860

Lap	Lap Tm	Diff	Time of Day
<b>(77) Shane Rabbitt</b>			
1	1:17.416	+8.457	10:47:07.328
1	2:32.076	+1:23.117	10:59:47.656
2	1:17.126	+8.167	11:01:04.782
3	1:10.830	+1.871	11:02:15.612
4	1:10.714	+1.755	11:03:26.326
5	1:10.491	+1.532	11:04:36.817
6	1:10.282	+1.323	11:05:47.099
7	1:09.280	+0.321	11:06:56.379
8	1:08.959		11:08:05.338

Lap	Lap Tm	Diff	Time of Day
<b>(27) Barry Rabbitt</b>			
1	1:11.562	+0.240	10:47:00.348
1	2:34.072	+1:22.750	10:59:45.931
2	1:11.322		11:00:57.253

Lap	Lap Tm	Diff	Time of Day
<b>(3) Joe Christian</b>			
1	1:22.080		10:47:12.804

Lap	Lap Tm	Diff	Time of Day
<b>(51) Eamon Matheson</b>			
1	1:16.868		10:47:54.151

Results provisional until the conclusion of judicial and technical matters

Orbits

Chief Timekeeper: D.Bradfield

Clerk of the Course:

Live timing available at [timing.rhwright.co.uk](http://timing.rhwright.co.uk)

[www.mylaps.com](http://www.mylaps.com)

Licensed to: R.H.Wright Timing



## BARC Bishopscourt Race Meeting


Finnstown Castle Hotel/Gaswise

Bishopscourt Circuit (N.I) 1.824 miles

BOSS Ireland 2 (R19)

08/05/2022 14:55


Race (15:00 Time)



8	21
	15
7	9
	13
6	3
	11
5	2
	9
4	77
	7
3	27
	5
2	23
	3
1	36
	1

POLE POSITION

299
14
51
12
19
10
18
8
55
6
7
4
46
2



Results provisional until the conclusion of judicial and technical matters

Orbits

Chief Timekeeper: D.Bradfield

Clerk of the Course:

Live timing available at [timing.rhwright.co.uk](http://timing.rhwright.co.uk)

[www.mylaps.com](http://www.mylaps.com)

Licensed to: R.H.Wright Timing



## BARC Bishops court Race Meeting

Sorted on Laps

Finnstown Castle Hotel/Gaswise

Bishops court Circuit (N.I) 1.824 miles

BOSS Ireland 2 (R19)

08/05/2022 14:55

Race (10:00 Time) started at 15:47:47

Pos	No.	Name	Make	Laps	Total Tm	Best Tm	Best Speed	In Lap	Avg. Speed
1	23	Jonathan Fildes	Lola	10	10:57.757	1:04.250	102.201	2	99.830
2	36	Aaron Gaughran	Dallara 317	10	10:58.412	1:03.948	102.683	7	99.731
3	46	Michael Roche	Dallara	10	11:12.576	1:05.504	100.244	2	97.631
4	7	Tony Greenan	Dallara F317	10	11:12.905	1:05.258	100.622	6	97.583
5	27	Barry Rabbitt	Tatuus Renault Eurocup 2.0	10	11:15.377	1:05.584	100.122	10	97.226
6	55	Noel Robinson	Dallara F307	10	11:30.947	1:07.426	97.387	4	95.035
7	51	Eamon Matheson	Ra 903	9	10:59.407	1:11.500	91.838	3	89.622
8	19	Johnny Keating	Jedi 006	9	11:00.659	1:11.345	92.037	8	89.453
9	21	Daniel Faherty	Dallara F3	9	11:09.055	1:10.629	92.970	8	88.330
10	9	John Stewart	Radical	9	11:47.648	1:16.144	86.237	6	83.513
11	3	Joe Christian	Formula Renault 2.0	9	11:49.944	1:16.047	86.347	9	83.243
<b>Not classified</b>									
DNF	18	Tom Gaughran	Dallara	6	7:21.126	1:09.058	95.085	6	89.313
DNF	77	Shane Rabbitt	Renault Formula 2.0l				-	0	-
DNF	2	Donal Griffin	Reynard 90D F3000				-	0	-
DNF	299	Michael Connolly	Radical SR8				-	0	-

### Announcements

Penalty - Car 21 +10s - Out of Position Start (Q12.14)

Margin of Victory	Avg. Speed	Best Lap Tm	Best Speed	Best Lap by
0.655	99.830	1:03.948	102.683	36 - Aaron Gaughran

Results provisional until the conclusion of judicial and technical matters

Orbits

Chief Timekeeper: D.Bradfield

Clerk of the Course:

Live timing available at [timing.rhwright.co.uk](http://timing.rhwright.co.uk)

[www.mylaps.com](http://www.mylaps.com)

Licensed to: R.H.Wright Timing



## BARC Bishopscourt Race Meeting

Finnstown Castle Hotel/Gaswise

Bishopscourt Circuit (N.I) 1.824 miles

BOSS Ireland 2 (R19)

08/05/2022 14:55

Race (10:00 Time) started at 15:47:47



Lap	Lap Tm	Diff	Time of Day
<b>(23) Jonathan Fildes</b>			
1	1:10.133	+5.883	15:48:59.465
2	1:04.250		15:50:03.715
3	1:04.648	+0.398	15:51:08.363
4	1:04.828	+0.578	15:52:13.191
5	1:05.054	+0.804	15:53:18.245
6	1:05.239	+0.989	15:54:23.484
7	1:05.339	+1.089	15:55:28.823
8	1:05.397	+1.147	15:56:34.220
9	1:04.767	+0.517	15:57:38.987
10	1:05.939	+1.689	15:58:44.926
<b>(36) Aaron Gaughan</b>			
1	1:12.222	+8.274	15:49:00.790
2	1:05.143	+1.195	15:50:05.933
3	1:06.241	+2.293	15:51:12.174
4	1:04.613	+0.685	15:52:16.787
5	1:03.974	+0.026	15:53:20.761
6	1:04.749	+0.801	15:54:25.510
7	1:03.948		15:55:29.458
8	1:05.189	+1.241	15:56:34.647
9	1:04.863	+0.915	15:57:39.510
10	1:06.071	+2.123	15:58:45.581
<b>(46) Michael Roche</b>			
1	1:11.234	+5.730	15:48:59.803
2	1:05.504		15:50:05.307
3	1:07.268	+1.764	15:51:12.575
4	1:06.442	+0.938	15:52:19.017
5	1:06.570	+1.066	15:53:25.587
6	1:06.604	+1.100	15:54:32.191
7	1:07.802	+2.298	15:55:39.993
8	1:06.376	+0.872	15:56:46.369
9	1:06.278	+0.774	15:57:52.647
10	1:07.098	+1.594	15:58:59.745
<b>(7) Tony Greenan</b>			
1	1:12.444	+7.186	15:49:01.860
2	1:06.709	+1.451	15:50:08.569
3	1:06.992	+1.734	15:51:15.561
4	1:07.044	+1.786	15:52:22.605
5	1:05.940	+0.682	15:53:28.545
6	1:05.258		15:54:33.803
7	1:07.464	+2.206	15:55:41.267
8	1:05.916	+0.658	15:56:47.183
9	1:05.883	+0.625	15:57:53.066
10	1:07.008	+1.750	15:59:00.074
<b>(27) Barry Rabbitt</b>			
1	1:13.409	+7.825	15:49:03.410
2	1:06.979	+1.395	15:50:10.389
3	1:08.295	+2.711	15:51:18.684
4	1:06.771	+1.187	15:52:25.455
5	1:06.201	+0.617	15:53:31.656
6	1:06.344	+0.760	15:54:38.000
7	1:06.172	+0.588	15:55:44.172
8	1:06.905	+1.321	15:56:51.077
9	1:05.885	+0.301	15:57:56.962
10	1:05.584		15:59:02.546
<b>(55) Noel Robinson</b>			
1	1:11.564	+4.138	15:49:01.156
2	1:09.098	+1.672	15:50:10.254
3	1:08.937	+1.511	15:51:19.191
4	1:07.426		15:52:26.617
5	1:07.776	+0.350	15:53:34.393
6	1:07.648	+0.222	15:54:42.041
7	1:07.881	+0.455	15:55:49.922
8	1:08.904	+1.478	15:56:58.826
9	1:08.133	+0.707	15:58:06.959
10	1:11.157	+3.731	15:59:18.116
<b>(51) Eamon Matheson</b>			

Lap	Lap Tm	Diff	Time of Day
1	1:15.048	+3.548	15:49:06.459
2	1:12.699	+1.199	15:50:19.158
3	1:11.500		15:51:30.658
4	1:12.429	+0.929	15:52:43.087
5	1:11.683	+0.183	15:53:54.770
6	1:11.789	+0.289	15:55:06.559
7	1:12.118	+0.618	15:56:18.677
8	1:12.024	+0.524	15:57:30.701
9	1:15.875	+4.375	15:58:46.576
<b>(19) Johnny Keating</b>			
1	1:16.433	+5.088	15:49:07.184
2	1:13.002	+1.657	15:50:20.186
3	1:12.160	+0.815	15:51:32.346
4	1:12.087	+0.742	15:52:44.433
5	1:12.075	+0.730	15:53:56.508
6	1:12.962	+1.617	15:55:09.470
7	1:11.401	+0.056	15:56:20.871
8	1:11.345		15:57:32.216
9	1:15.612	+4.267	15:58:47.828
<b>(21) Daniel Faherty</b>			
1	1:16.959	+6.330	15:49:08.221
2	1:12.058	+1.429	15:50:20.279
3	1:11.358	+0.729	15:51:31.637
4	1:12.175	+1.546	15:52:43.812
5	1:12.155	+1.526	15:53:55.967
6	1:12.034	+1.405	15:55:08.001
7	1:13.979	+3.350	15:56:21.980
8	1:10.629		15:57:32.609
9	1:13.615	+2.986	15:58:46.224
<b>(9) John Stewart</b>			
1	1:21.841	+5.697	15:49:18.827
2	1:16.289	+0.145	15:50:35.116
3	1:17.252	+1.108	15:51:52.368
4	1:17.258	+1.114	15:53:09.626
5	1:17.330	+1.186	15:54:26.956
6	1:16.144		15:55:43.100
7	1:18.330	+2.186	15:57:01.430
8	1:16.306	+0.162	15:58:17.736
9	1:17.081	+0.937	15:59:34.817
<b>(3) Joe Christian</b>			
1	1:22.855	+6.808	15:49:14.767
2	1:19.421	+3.374	15:50:34.188
3	1:19.163	+3.116	15:51:53.351
4	1:17.387	+1.340	15:53:10.738
5	1:17.376	+1.329	15:54:28.114
6	1:17.752	+1.705	15:55:45.866
7	1:18.648	+2.601	15:57:04.514
8	1:16.552	+0.505	15:58:21.066
9	1:16.047		15:59:37.113
<b>(18) Tom Gaughan</b>			
1	1:28.873	+19.815	15:49:19.302
2	1:10.778	+1.720	15:50:30.080
3	1:09.680	+0.622	15:51:39.760
4	1:10.185	+1.127	15:52:49.945
5	1:09.292	+0.234	15:53:59.237
6	1:09.058		15:55:08.295

Results provisional until the conclusion of judicial and technical matters

Orbits

Chief Timekeeper: D.Bradfield

Clerk of the Course:

Live timing available at [timing.rhwright.co.uk](http://timing.rhwright.co.uk)

[www.mylaps.com](http://www.mylaps.com)

Licensed to: R.H.Wright Timing





## BARC Bishops court Race Meeting


Formula Sheane/Formula Ford 1600

Bishops court Circuit (N.I) 1.824 miles

Sheane/FF1600 (Q8)

07/05/2022 17:10

Qualifying started at 17:26:48



Lap	Lap Tm	Diff	Time of Day
<b>(3) Richard Kearney</b>			
1	1:19.224	+4.734	17:29:30.500
2	1:17.441	+2.951	17:30:47.941
3	1:15.052	+0.562	17:32:02.993
4	1:15.333	+0.843	17:33:18.326
5	1:14.536	+0.046	17:34:32.862
6	1:14.490		17:35:47.352
p7	1:54.591	+40.101	17:37:41.943
<b>(9) Richie Adams</b>			
1	1:21.844	+4.145	17:29:32.947
2	1:19.482	+1.783	17:30:52.429
3	1:19.350	+1.651	17:32:11.779
4	1:19.950	+2.251	17:33:31.729
5	1:26.863	+9.164	17:34:58.592
6	1:18.457	+0.758	17:36:17.049
7	1:17.699		17:37:34.748
8	1:20.439	+2.740	17:38:55.187
9	1:26.698	+8.999	17:40:21.885
<b>(15) Garrett McKenna</b>			
1	1:21.060	+2.848	17:29:25.159
2	1:19.751	+1.539	17:30:44.910
3	1:18.958	+0.746	17:32:03.868
4	1:18.444	+0.232	17:33:22.312
5	1:18.607	+0.395	17:34:40.919
6	1:27.467	+9.255	17:36:08.386
7	1:18.632	+0.420	17:37:27.018
8	1:18.212		17:38:45.230
9	1:18.591	+0.379	17:40:03.821
<b>(22) Chris Dunne</b>			
1	1:20.355	+0.806	17:29:30.181
2	1:21.810	+2.261	17:30:51.991
3	1:19.549		17:32:11.540
4	1:19.694	+0.145	17:33:31.234
5	1:30.506	+10.957	17:35:01.740
6	1:26.508	+6.959	17:36:28.248
<b>(10) Tom Foley</b>			
1	1:20.330	+0.650	17:29:30.381
2	1:21.004	+1.324	17:30:51.385
3	1:19.680		17:32:11.065
4	1:19.869	+0.189	17:33:30.934
5	1:29.390	+9.710	17:35:00.324
6	1:20.953	+1.273	17:36:21.277
7	1:19.855	+0.175	17:37:41.132
8	1:23.263	+3.583	17:39:04.395
9	1:21.164	+1.484	17:40:25.559
<b>(55) Paul McMorran</b>			
1	1:20.980	+1.290	17:29:29.234
2	1:20.820	+1.130	17:30:50.054
3	1:20.020	+0.330	17:32:10.074
4	1:23.590	+3.900	17:33:33.664
5	1:21.295	+1.605	17:34:54.959
6	1:19.690		17:36:14.649
7	1:19.882	+0.192	17:37:34.531
8	1:20.466	+0.776	17:38:54.997
9	1:22.532	+2.842	17:40:17.529
<b>(27) Mike Dermody</b>			
1	1:24.822	+3.209	17:29:44.814
2	1:25.380	+3.767	17:31:10.194
3	1:24.402	+2.789	17:32:34.596
4	1:22.935	+1.322	17:33:57.531
5	1:24.216	+2.603	17:35:21.747
6	1:23.675	+2.062	17:36:45.422
7	1:21.613		17:38:07.035
8	1:21.736	+0.123	17:39:28.771
9	1:21.669	+0.056	17:40:50.440
<b>(49) Giovanni Romagnoli</b>			

Lap	Lap Tm	Diff	Time of Day
1	1:24.742	+3.021	17:29:33.914
2	1:22.145	+0.424	17:30:56.059
p3	1:40.624	+18.903	17:32:36.683
4	2:45.702	+1:23.981	17:35:22.385
5	1:22.396	+0.675	17:36:44.781
6	1:21.721		17:38:06.502
7	1:22.939	+1.218	17:39:29.441
8	1:21.854	+0.133	17:40:51.295

Lap	Lap Tm	Diff	Time of Day
-----	--------	------	-------------

Results provisional until the conclusion of judicial and technical matters

Orbits

Chief Timekeeper: D.Bradfield

Clerk of the Course:

Live timing available at [timing.rhwright.co.uk](http://timing.rhwright.co.uk)

[www.mylaps.com](http://www.mylaps.com)

Licensed to: R.H.Wright Timing



## BARC Bishops court Race Meeting

Sorted on best lap time

Formula Sheane/Formula Ford 1600

Bishops court Circuit (N.I) 1.824 miles

Formula Sheane/FF1600 (Q8)

07/05/2022 17:10

Qualifying started at 17:26:48

Pos	No.	Name	Make	Best Tm	Diff	In Lap	Best Speed	2nd Best	2nd Lap
<b>Formula Ford 1600</b>									
1	55	Paul McMorran	Crossle 20F	<b>1:19.690</b>		6	82.399	1:19.882	7
2	49	Giovanni Romagnoli	Nomad Maranello	<b>1:21.721</b>	2.031	6	80.351	1:21.854	8
<b>Formula Sheane</b>									
1	3	Richard Kearney	1.8 Formula Sheane	<b>1:14.490</b>		6	88.151	1:14.536	5
2	9	Richie Adams	1.8 Formula Sheane	<b>1:17.699</b>	3.209	7	84.511	1:18.457	6
3	15	Garrett McKenna	1.8 Formula Sheane	<b>1:18.212</b>	3.722	8	83.956	1:18.444	4
4	22	Chris Dunne	1.8 Formula Sheane	<b>1:19.549</b>	5.059	3	82.545	1:19.694	4
5	10	Tom Foley	1.8 Formula Sheane	<b>1:19.680</b>	5.190	3	82.410	1:19.855	7
6	27	Mike Dermody	1.8 Formula Sheane	<b>1:21.613</b>	7.123	7	80.458	1:21.669	9
7	144	Mark Keenan	1.8 Formula Sheane			0	-		0

Results provisional until the conclusion of judicial and technical matters

Orbits

Chief Timekeeper: D.Bradfield

Clerk of the Course:

Live timing available at [timing.rhwright.co.uk](http://timing.rhwright.co.uk)

[www.mylaps.com](http://www.mylaps.com)

Licensed to: R.H.Wright Timing



## BARC Bishopscourt Race Meeting


Formula Sheane/Formula Ford 1600

Bishopscourt Circuit (N.I) 1.824 miles

Sheane/FF1600 1 (R16)

08/05/2022 13:05

Race (15:00 Time)



5	49	
	9	
4	144	55
	7	8
3	10	27
	5	6
2	15	22
	3	4
1	3	9
	1	2

POLE POSITION



Results provisional until the conclusion of judicial and technical matters

Orbits

Chief Timekeeper: D.Bradfield

Clerk of the Course:

Live timing available at [timing.rhwright.co.uk](http://timing.rhwright.co.uk)

[www.mylaps.com](http://www.mylaps.com)

Licensed to: R.H.Wright Timing



# R.H.Wright Timing

## BARC Bishops court Race Meeting

Sorted on Laps

Formula Sheane/Formula Ford 1600

Bishops court Circuit (N.I) 1.824 miles

Sheane/FF1600 1 (R16)

08/05/2022 13:05

Race (15:00 Time) started at 14:51:58

Pos	No.	Name	Make	Laps	Total Tm	Best Tm	Best Speed	In Lap	Avg. Speed
<b>Formula Ford 1600</b>									
1	55	Paul McMorran	Crossle 20F	11	15:28.434	<b>1:19.279</b>	82.826	10	77.798
2	49	Giovanni Romagnoli	Nomad Maranello	11	16:13.010	<b>1:20.020</b>	82.059	8	74.234
<b>Formula Sheane</b>									
1	3	Richard Kearney	1.8 Formula Sheane	11	14:46.681	<b>1:15.935</b>	86.474	3	81.462
2	144	Mark Keenan	1.8 Formula Sheane	11	14:53.293	<b>1:16.185</b>	86.190	2	80.859
3	22	Chris Dunne	1.8 Formula Sheane	11	15:17.246	<b>1:18.459</b>	83.692	4	78.747
4	15	Garrett McKenna	1.8 Formula Sheane	11	15:27.430	<b>1:17.770</b>	84.434	9	77.882
5	9	Richie Adams	1.8 Formula Sheane	11	15:31.840	<b>1:17.324</b>	84.921	5	77.514
6	27	Mike Dermody	1.8 Formula Sheane	11	16:00.422	<b>1:22.246</b>	79.839	11	75.207
<b>Not classified</b>									
DNF	10	Tom Foley	1.8 Formula Sheane		41.457		-	0	-

Margin of Victory	Avg. Speed	Best Lap Tm	Best Speed	Best Lap by
6.612	81.462	1:15.935	86.474	3 - Richard Kearney

Results provisional until the conclusion of judicial and technical matters

Orbits

Chief Timekeeper: D.Bradfield

Clerk of the Course:

Live timing available at [timing.rhwright.co.uk](http://timing.rhwright.co.uk)

[www.mylaps.com](http://www.mylaps.com)

Licensed to: R.H.Wright Timing

Printed: 08/05/2022 15:08:58



## BARC Bishopscourt Race Meeting

Formula Sheane/Formula Ford 1600

Bishopscourt Circuit (N.I) 1.824 miles

Sheane/FF1600 1 (R16)

08/05/2022 13:05

Race (15:00 Time) started at 14:51:58



Lap	Lap Tm	Diff	Time of Day
<b>(3) Richard Kearney</b>			
1	1:21.533	+5.598	14:53:59.786
2	1:16.483	+0.548	14:55:16.269
3	1:15.935		14:56:32.204
4	1:16.235	+0.300	14:57:48.439
5	1:16.065	+0.130	14:59:04.504
6	1:16.055	+0.120	15:00:20.559
7	1:16.646	+0.711	15:01:37.205
8	1:17.687	+1.752	15:02:54.892
9	1:16.846	+0.911	15:04:11.738
10	1:16.791	+0.856	15:05:28.529
11	1:16.282	+0.347	15:06:44.811

Lap	Lap Tm	Diff	Time of Day
<b>(144) Mark Keenan</b>			
1	1:22.849	+6.664	14:54:02.820
2	1:16.185		14:55:18.805
3	1:16.490	+0.305	14:56:35.295
4	1:16.542	+0.357	14:57:51.837
5	1:16.835	+0.650	14:59:08.672
6	1:17.566	+1.381	15:00:26.238
7	1:16.822	+0.637	15:01:43.060
8	1:16.918	+0.733	15:02:59.978
9	1:17.385	+1.200	15:04:17.363
10	1:17.013	+0.828	15:05:34.376
11	1:17.047	+0.862	15:06:51.423

Lap	Lap Tm	Diff	Time of Day
<b>(22) Chris Dunne</b>			
1	1:24.719	+6.280	14:54:03.877
2	1:18.899	+0.440	14:55:22.776
3	1:18.664	+0.205	14:56:41.440
4	1:18.459		14:57:59.899
5	1:19.126	+0.667	14:59:19.025
6	1:19.229	+0.770	15:00:38.254
7	1:19.559	+1.100	15:01:57.813
8	1:19.230	+0.771	15:03:17.043
9	1:19.611	+1.152	15:04:36.654
10	1:19.423	+0.964	15:05:56.077
11	1:19.299	+0.840	15:07:15.376

Lap	Lap Tm	Diff	Time of Day
<b>(15) Garrett McKenna</b>			
1	1:25.573	+7.803	14:54:04.826
2	1:18.508	+0.738	14:55:23.334
3	1:18.429	+0.659	14:56:41.763
4	1:18.432	+0.662	14:58:00.195
5	1:20.145	+2.375	14:59:20.340
6	1:30.462	+12.692	15:00:50.802
7	1:22.255	+4.485	15:02:13.057
8	1:18.217	+0.447	15:03:31.274
9	1:17.770		15:04:49.044
10	1:17.873	+0.103	15:06:06.917
11	1:18.643	+0.873	15:07:25.560

Lap	Lap Tm	Diff	Time of Day
<b>(55) Paul McMorran</b>			
1	1:26.198	+6.919	14:54:06.800
2	1:20.659	+1.380	14:55:27.259
3	1:19.973	+0.694	14:56:47.232
4	1:19.926	+0.647	14:58:07.158
5	1:19.605	+0.326	14:59:26.763
6	1:20.140	+0.861	15:00:46.903
7	1:20.215	+0.936	15:02:07.118
8	1:19.773	+0.494	15:03:26.891
9	1:20.329	+1.050	15:04:47.220
10	1:19.279		15:06:06.499
11	1:20.065	+0.786	15:07:26.564

Lap	Lap Tm	Diff	Time of Day
<b>(9) Richie Adams</b>			
1	2:05.839	+48.515	14:54:03.970
2	1:18.971	+1.647	14:55:22.941
3	1:30.852	+13.528	14:56:53.793
4	1:18.633	+1.309	14:58:12.426
5	1:17.324		14:59:29.750
6	1:18.613	+1.289	15:00:48.363
7	1:18.718	+1.394	15:02:07.081

Lap	Lap Tm	Diff	Time of Day
8	1:17.857	+0.533	15:03:24.938
9	1:17.491	+0.167	15:04:42.429
10	1:17.468	+0.144	15:05:59.897
11	1:30.073	+12.749	15:07:29.970

Lap	Lap Tm	Diff	Time of Day
<b>(27) Mike Dermody</b>			
1	1:26.031	+3.785	14:54:06.066
2	1:23.221	+0.975	14:55:29.287
3	1:23.268	+1.022	14:56:52.555
4	1:24.558	+2.312	14:58:17.113
5	1:24.032	+1.786	14:59:41.145
6	1:23.253	+1.007	15:01:04.398
7	1:22.701	+0.455	15:02:27.099
8	1:23.207	+0.961	15:03:50.306
9	1:22.833	+0.587	15:05:13.139
10	1:23.167	+0.921	15:06:36.306
11	1:22.246		15:07:58.552

Lap	Lap Tm	Diff	Time of Day
<b>(49) Giovanni Romagnoli</b>			
1	1:26.002	+5.982	14:54:07.282
2	1:20.518	+0.498	14:55:27.800
3	1:20.493	+0.473	14:56:48.293
4	1:20.184	+0.164	14:58:08.477
5	1:20.075	+0.055	14:59:28.552
6	1:22.761	+2.741	15:00:51.313
7	1:21.312	+1.292	15:02:12.625
8	1:20.020		15:03:32.645
9	1:20.514	+0.494	15:04:53.159
10	1:21.865	+1.845	15:06:15.024
11	1:56.116	+36.096	15:08:11.140

Results provisional until the conclusion of judicial and technical matters

Orbits

Chief Timekeeper: D.Bradfield

Clerk of the Course:

Live timing available at [timing.rhwright.co.uk](http://timing.rhwright.co.uk)

[www.mylaps.com](http://www.mylaps.com)

Licensed to: R.H.Wright Timing



## BARC Bishopscourt Race Meeting


Formula Sheane/Formula Ford 1600

Bishopscourt Circuit (N.I) 1.824 miles

Sheane/FF1600 2 (R26)

08/05/2022 17:45

Race (15:00 Time)



5	49
	9
4	144
	7
3	10
	5
2	9
	3
1	3
	1

55
8
27
6
22
4
15
2

POLE POSITION



Results provisional until the conclusion of judicial and technical matters

Orbits

Chief Timekeeper: D.Bradfield

Clerk of the Course:

Live timing available at [timing.rhwright.co.uk](http://timing.rhwright.co.uk)

[www.mylaps.com](http://www.mylaps.com)

Licensed to: R.H.Wright Timing



## BARC Bishops court Race Meeting

Sorted on Laps

Formula Sheane/Formula Ford 1600

Bishops court Circuit (N.I) 1.824 miles

Sheane/FF1600 2 (R26)

08/05/2022 17:45

Race (10:00 Time) started at 18:20:53

Pos	No.	Name	Make	Laps	Total Tm	Best Tm	Best Speed	In Lap	Avg. Speed
<b>Formula Ford 1600</b>									
1	55	Paul McMorran	Crossle 20F	7	9:34.125	<b>1:18.969</b>	83.152	4	80.061
<b>Not classified</b>									
DNF	49	Giovanni Romagnoli	Nomad Maranello	3	4:14.105	<b>1:21.148</b>	80.919	2	77.524
<b>Formula Sheane</b>									
1	3	Richard Kearney	1.8 Formula Sheane	7	8:54.413	<b>1:14.770</b>	87.821	7	86.010
2	144	Mark Keenan	1.8 Formula Sheane	7	8:58.458	<b>1:14.934</b>	87.629	7	85.364
3	22	Chris Dunne	1.8 Formula Sheane	7	9:19.481	<b>1:18.422</b>	83.732	2	82.156
4	10	Tom Foley	1.8 Formula Sheane	7	9:22.951	<b>1:18.731</b>	83.403	6	81.650
5	9	Richie Adams	1.8 Formula Sheane	7	9:23.057	<b>1:18.804</b>	83.326	6	81.634
6	15	Garrett McKenna	1.8 Formula Sheane	7	9:23.879	<b>1:17.165</b>	85.096	2	81.515
7	27	Mike Dermody	1.8 Formula Sheane	7	9:38.695	<b>1:20.841</b>	81.226	4	79.428

Margin of Victory	Avg. Speed	Best Lap Tm	Best Speed	Best Lap by
4.045	86.010	1:14.770	87.821	3 - Richard Kearney

Results provisional until the conclusion of judicial and technical matters

Orbits

Chief Timekeeper: D.Bradfield

Clerk of the Course:

Live timing available at [timing.rhwright.co.uk](http://timing.rhwright.co.uk)

[www.mylaps.com](http://www.mylaps.com)

Licensed to: R.H.Wright Timing



## BARC Bishops court Race Meeting

Formula Sheane/Formula Ford 1600

Bishops court Circuit (N.I) 1.824 miles

Sheane/FF1600 2 (R26)

08/05/2022 17:45

Race (10:00 Time) started at 18:20:53



Lap	Lap Tm	Diff	Time of Day
<b>(3) Richard Kearney</b>			
1	1:20.534	+5.764	18:22:14.985
2	1:15.394	+0.624	18:23:30.379
3	1:15.042	+0.272	18:24:45.421
4	1:15.471	+0.701	18:26:00.892
5	1:16.370	+1.600	18:27:17.262
6	1:15.537	+0.767	18:28:32.799
7	1:14.770		18:29:47.569
<b>(144) Mark Keenan</b>			
1	1:20.502	+5.588	18:22:16.774
2	1:16.945	+2.011	18:23:33.719
3	1:16.723	+1.789	18:24:50.442
4	1:15.495	+0.561	18:26:05.937
5	1:15.632	+0.698	18:27:21.569
6	1:15.111	+0.177	18:28:36.680
7	1:14.934		18:29:51.614
<b>(22) Chris Dunne</b>			
1	1:22.655	+4.233	18:22:17.995
2	1:18.422		18:23:36.417
3	1:18.899	+0.477	18:24:55.316
4	1:18.938	+0.516	18:26:14.254
5	1:20.309	+1.887	18:27:34.563
6	1:18.866	+0.444	18:28:53.429
7	1:19.208	+0.786	18:30:12.637
<b>(10) Tom Foley</b>			
1	1:24.167	+5.436	18:22:19.811
2	1:19.935	+1.204	18:23:39.746
3	1:20.111	+1.380	18:24:59.857
4	1:19.223	+0.492	18:26:19.080
5	1:19.270	+0.539	18:27:38.350
6	1:18.731		18:28:57.081
7	1:19.026	+0.295	18:30:16.107
<b>(9) Richie Adams</b>			
1	1:24.898	+6.094	18:22:20.278
2	1:19.742	+0.938	18:23:40.020
3	1:20.284	+1.480	18:25:00.304
4	1:18.894	+0.090	18:26:19.198
5	1:19.365	+0.561	18:27:38.563
6	1:18.804		18:28:57.367
7	1:18.846	+0.042	18:30:16.213
<b>(15) Garrett McKenna</b>			
1	1:21.547	+4.382	18:22:16.072
2	1:17.165		18:23:33.237
3	1:28.228	+11.063	18:25:01.465
4	1:18.297	+1.132	18:26:19.762
5	1:19.481	+2.316	18:27:39.243
6	1:18.815	+1.650	18:28:58.058
7	1:18.977	+1.812	18:30:17.035
<b>(55) Paul McMorran</b>			
1	1:24.820	+5.851	18:22:21.326
2	1:19.398	+0.429	18:23:40.724
3	1:20.742	+1.773	18:25:01.466
4	1:18.969		18:26:20.435
5	1:19.271	+0.302	18:27:39.706
6	1:19.109	+0.140	18:28:58.815
7	1:28.466	+9.497	18:30:27.281
<b>(27) Mike Dermody</b>			
1	1:27.163	+6.322	18:22:23.381
2	1:21.480	+0.639	18:23:44.861
3	1:21.578	+0.737	18:25:06.439
4	1:20.841		18:26:27.280
5	1:20.916	+0.075	18:27:48.196
6	1:21.636	+0.795	18:29:09.832
7	1:22.019	+1.178	18:30:31.851
<b>(49) Giovanni Romagnoli</b>			

Lap	Lap Tm	Diff	Time of Day
1	1:27.539	+6.391	18:22:24.869
2	1:21.148		18:23:46.017
3	1:21.244	+0.096	18:25:07.261

Lap	Lap Tm	Diff	Time of Day
-----	--------	------	-------------

Results provisional until the conclusion of judicial and technical matters

Orbits

Chief Timekeeper: D.Bradfield

Clerk of the Course:

Live timing available at [timing.rhwright.co.uk](http://timing.rhwright.co.uk)

[www.mylaps.com](http://www.mylaps.com)

Licensed to: R.H.Wright Timing





## BARC Bishopscourt Race Meeting

Irish Legends

Bishopscourt Circuit (N.I) 1.824 miles

Legends 1 (R3)

07/05/2022 14:55


Race (8:00 Time)



8	37
	15
7	22
	13
6	24
	11
5	1
	9
4	44
	7
3	13
	5
2	91
	3
1	21
	1

63
14
16
12
50
10
18
8
12
6
5
4
99
2

POLE POSITION



Results provisional until the conclusion of judicial and technical matters

Orbits

Chief Timekeeper: D.Bradfield

Clerk of the Course:

Live timing available at [timing.rhwright.co.uk](http://timing.rhwright.co.uk)

[www.mylaps.com](http://www.mylaps.com)

Licensed to: R.H.Wright Timing



## BARC Bishops court Race Meeting

Sorted on Laps

Irish Legends

Bishops court Circuit (N.I) 1.824 miles

Legends 1 (R3)

07/05/2022 14:55

Race (8:00 Time) started at 15:07:51

Pos	No.	Name	Make	Laps	Total Tm	Best Tm	Best Speed	In Lap	Avg. Speed
1	1	Geoff Richardson	Ford Sedan	6	8:18.395	<b>1:22.186</b>	79.897	2	79.051
2	22	Peter Barrable	Legend Ford Coupe	6	8:18.525	<b>1:21.512</b>	80.557	3	79.030
3	50	David Yamamoto	Legend Ford Coupe	6	8:23.594	<b>1:22.568</b>	79.527	4	78.234
4	24	Greg Richardson	Ford Coupe	6	8:24.525	<b>1:22.462</b>	79.629	2	78.090
5	21	Tadgh Sharkey	Legend Legend	6	8:25.583	<b>1:23.176</b>	78.946	4	77.927
6	99	Scott Jackson	Legend Coupe	6	8:31.986	<b>1:23.920</b>	78.246	2	76.952
7	16	Gordon Brown	Legend Ford Coupe	6	8:47.018	<b>1:24.576</b>	77.639	3	74.757
8	91	Colin Hamill	Legend Sedan	6	8:50.820	<b>1:27.282</b>	75.232	2	74.222
9	63	Derek Hogan	Legend Ford	6	8:51.087	<b>1:24.782</b>	77.450	2	74.184
10	44	Anthony Malone	Legend Legend	6	8:52.172	<b>1:26.391</b>	76.008	5	74.033
11	13	Lee Malone	Legend	6	8:54.285	<b>1:26.070</b>	76.291	6	73.740
12	5	Gary Humphries	Legend Ford Coupe 37	6	8:55.596	<b>1:26.204</b>	76.173	6	73.560
13	12	Ciaran Bergin	Legend	6	9:10.928	<b>1:30.651</b>	72.436	2	71.513
14	18	Richard Spence	Ford Sedan	6	9:13.817	<b>1:27.339</b>	75.183	6	71.140
<b>Not classified</b>									
DNS	37	Ivor Greenwood	Legend 34 Ford Coupe					0	

### Announcements

New Track Record (1:21.947) for Legends by Peter Barrable.  
Car 5 - No transponder times recorded (Q12.8.1)

Margin of Victory	Avg. Speed	Best Lap Tm	Best Speed	Best Lap by
0.130	79.051	1:21.512	80.557	22 - Peter Barrable

Results provisional until the conclusion of judicial and technical matters

Orbits

Chief Timekeeper: D.Bradfield

Clerk of the Course:

Live timing available at [timing.rhwright.co.uk](http://timing.rhwright.co.uk)

[www.mylaps.com](http://www.mylaps.com)

Licensed to: R.H.Wright Timing



## BARC Bishopscourt Race Meeting

Irish Legends

Bishopscourt Circuit (N.I) 1.824 miles

Legends 1 (R3)

07/05/2022 14:55

Race (8:00 Time) started at 15:07:51

Lap	Lap Tm	Diff	Time of Day
<b>(1) Geoff Richardson</b>			
1	1:24.689	+2.503	15:09:17.323
2	1:22.186		15:10:39.509
3	1:22.469	+0.283	15:12:01.978
4	1:22.463	+0.277	15:13:24.441
5	1:23.095	+0.909	15:14:47.536
6	1:22.334	+0.148	15:16:09.870
<b>(22) Peter Barrable</b>			
1	1:24.874	+3.362	15:09:17.831
2	1:21.947	+0.435	15:10:39.778
3	1:21.512		15:12:01.290
4	1:23.309	+1.797	15:13:24.599
5	1:23.080	+1.568	15:14:47.679
6	1:22.321	+0.809	15:16:10.000
<b>(50) David Yamamoto</b>			
1	1:27.337	+4.769	15:09:20.138
2	1:22.840	+0.272	15:10:42.978
3	1:23.776	+1.208	15:12:06.754
4	1:22.568		15:13:29.322
5	1:22.740	+0.172	15:14:52.062
6	1:23.007	+0.439	15:16:15.069
<b>(24) Greg Richardson</b>			
1	1:28.233	+5.771	15:09:21.220
2	1:22.462		15:10:43.682
3	1:23.451	+0.989	15:12:07.133
4	1:22.487	+0.025	15:13:29.620
5	1:23.235	+0.773	15:14:52.855
6	1:23.145	+0.683	15:16:16.000
<b>(21) Tadgh Sharkey</b>			
1	1:26.064	+2.888	15:09:17.539
2	1:23.232	+0.056	15:10:40.771
3	1:24.301	+1.125	15:12:05.072
4	1:23.176		15:13:28.248
5	1:23.354	+0.178	15:14:51.602
6	1:25.456	+2.280	15:16:17.058
<b>(99) Scott Jackson</b>			
1	1:28.189	+4.269	15:09:19.598
2	1:23.920		15:10:43.618
3	1:24.660	+0.740	15:12:08.278
4	1:24.496	+0.576	15:13:32.774
5	1:25.324	+1.404	15:14:58.098
6	1:25.363	+1.443	15:16:23.461
<b>(16) Gordon Brown</b>			
1	1:29.332	+4.756	15:09:22.317
2	1:24.718	+0.142	15:10:47.035
3	1:24.576		15:12:11.611
4	1:25.951	+1.375	15:13:37.562
5	1:27.278	+2.702	15:15:04.840
6	1:33.653	+9.077	15:16:38.493
<b>(91) Colin Hamill</b>			
1	1:30.080	+2.798	15:09:22.068
2	1:27.282		15:10:49.350
3	1:28.491	+1.209	15:12:17.841
4	1:28.853	+1.571	15:13:46.694
5	1:27.876	+0.594	15:15:14.570
6	1:27.725	+0.443	15:16:42.295
<b>(63) Derek Hogan</b>			
1	1:31.744	+6.962	15:09:25.099
2	1:24.782		15:10:49.881
3	1:32.380	+7.598	15:12:22.261
4	1:26.562	+1.780	15:13:48.823
5	1:26.253	+1.471	15:15:15.076
6	1:27.486	+2.704	15:16:42.562
<b>(44) Anthony Malone</b>			

Lap	Lap Tm	Diff	Time of Day
1	1:34.525	+8.134	15:09:27.282
2	1:28.355	+1.964	15:10:55.637
3	1:26.605	+0.214	15:12:22.242
4	1:28.261	+1.870	15:13:50.503
5	1:26.391		15:15:16.894
6	1:26.753	+0.362	15:16:43.647
<b>(13) Lee Malone</b>			
1	1:35.280	+9.210	15:09:27.730
2	1:29.126	+3.056	15:10:56.856
3	1:28.384	+2.314	15:12:25.240
4	1:27.893	+1.823	15:13:53.133
5	1:26.557	+0.487	15:15:19.690
6	1:26.070		15:16:45.760
<b>(5) Gay Humphries</b>			
1	1:34.625	+8.421	15:09:27.074
2	1:29.448	+3.244	15:10:56.522
3	1:28.717	+2.513	15:12:25.239
4	1:25.265	-0.939	15:13:50.504
5	1:30.363	+4.159	15:15:20.867
6	1:26.204		15:16:47.071
<b>(12) Ciaran Bergin</b>			
1	1:32.322	+1.671	15:09:24.816
2	1:30.651		15:10:55.467
3	1:31.982	+1.331	15:12:27.449
4	1:31.682	+1.031	15:13:59.131
5	1:31.308	+0.657	15:15:30.439
6	1:31.964	+1.313	15:17:02.403
<b>(18) Richard Spence</b>			
1	1:48.033	+20.694	15:09:40.607
2	1:29.180	+1.841	15:11:09.787
3	1:29.446	+2.107	15:12:39.233
4	1:29.733	+2.394	15:14:08.966
5	1:28.987	+1.648	15:15:37.953
6	1:27.339		15:17:05.292

Results provisional until the conclusion of judicial and technical matters

Orbits

Chief Timekeeper: D.Bradfield

Clerk of the Course:

Live timing available at [timing.rhwright.co.uk](http://timing.rhwright.co.uk)

[www.mylaps.com](http://www.mylaps.com)

Licensed to: R.H.Wright Timing



## BARC Bishopscourt Race Meeting


Irish Legends

Bishopscourt Circuit (N.I) 1.824 miles

Legends 2 (R5)

07/05/2022 18:10


Race (10:00 Time)



8	37
	15
7	99
	13
6	5
	11
5	12
	9
4	18
	7
3	50
	5
2	16
	3
1	63
	1

21
14
91
12
13
10
44
8
1
6
24
4
22
2

POLE POSITION



Results provisional until the conclusion of judicial and technical matters

Orbits

Chief Timekeeper: D.Bradfield

Clerk of the Course:

Live timing available at [timing.rhwright.co.uk](http://timing.rhwright.co.uk)

[www.mylaps.com](http://www.mylaps.com)

Licensed to: R.H.Wright Timing



## BARC Bishops court Race Meeting

Sorted on Laps

Irish Legends

Bishops court Circuit (N.I) 1.824 miles

Legends 2 (R5)

07/05/2022 18:10

Race (10:00 Time) started at 18:24:47

Pos	No.	Name	Make	Laps	Total Tm	Best Tm	Best Speed	In Lap	Avg. Speed
1	22	Peter Barrable	Legend Ford Coupe	8	10:51.650	1:20.869	81.198	3	80.613
2	1	Geoff Richardson	Ford Sedan	8	10:52.078	1:20.591	81.478	4	80.560
3	24	Greg Richardson	Ford Coupe	8	11:00.979	1:21.896	80.180	5	79.475
4	50	David Yamamoto	Legend Ford Coupe	8	11:01.328	1:21.919	80.157	5	79.433
5	21	Tadgh Sharkey	Legend Legend	8	11:17.885	1:22.663	79.436	3	77.493
6	63	Derek Hogan	Legend Ford	8	11:25.514	1:24.004	78.168	2	76.630
7	16	Gordon Brown	Legend Ford Coupe	8	11:26.279	1:23.935	78.232	2	76.545
8	13	Lee Malone	Legend	8	11:30.136	1:24.777	77.455	7	76.117
9	44	Anthony Malone	Legend Legend	8	11:34.778	1:25.037	77.218	4	75.609
10	99	Scott Jackson	Legend Coupe	8	11:38.439	1:24.808	77.427	7	75.212
11	91	Colin Hamill	Legend Sedan	8	11:39.302	1:26.195	76.181	3	75.119
12	18	Richard Spence	Ford Sedan	8	12:16.147	1:28.061	74.566	1	71.360
13	12	Ciaran Bergin	Legend	7	11:01.864	1:29.646	73.248	7	69.447
<b>Not classified</b>									
DNS	5	Gary Humphries	Legend Ford Coupe 37					0	-
DNS	37	Ivor Greenwood	Legend 34 Ford Coupe					0	-

### Announcements

New Track Record (1:20.591) for Legends by Geoff Richardson.

Margin of Victory	Avg. Speed	Best Lap Tm	Best Speed	Best Lap by
0.428	80.613	1:20.591	81.478	1 - Geoff Richardson

Results provisional until the conclusion of judicial and technical matters

Orbits

Chief Timekeeper: D.Bradfield

Clerk of the Course:

Live timing available at [timing.rhwright.co.uk](http://timing.rhwright.co.uk)

[www.mylaps.com](http://www.mylaps.com)

Licensed to: R.H.Wright Timing



## BARC Bishopscourt Race Meeting

Irish Legends

Bishopscourt Circuit (N.I) 1.824 miles

Legends 2 (R5)

07/05/2022 18:10

Race (10:00 Time) started at 18:24:47

Lap	Lap Tm	Diff	Time of Day
<b>(22) Peter Barrable</b>			
1	1:23.131	+2.262	18:26:10.288
2	1:21.062	+0.193	18:27:31.350
3	1:20.869		18:28:52.219
4	1:21.184	+0.315	18:30:13.403
5	1:21.263	+0.394	18:31:34.666
6	1:21.159	+0.290	18:32:55.825
7	1:21.439	+0.570	18:34:17.264
8	1:21.475	+0.606	18:35:38.739
<b>(1) Geoff Richardson</b>			
1	1:23.533	+2.942	18:26:11.232
2	1:21.566	+0.975	18:27:32.798
3	1:21.154	+0.563	18:28:53.952
4	1:20.591		18:30:14.543
5	1:21.657	+1.066	18:31:36.200
6	1:21.114	+0.523	18:32:57.314
7	1:21.223	+0.632	18:34:18.537
8	1:20.630	+0.039	18:35:39.167
<b>(24) Greg Richardson</b>			
1	1:23.728	+1.832	18:26:11.156
2	1:22.737	+0.841	18:27:33.893
3	1:22.619	+0.723	18:28:56.512
4	1:22.514	+0.618	18:30:19.026
5	1:21.896		18:31:40.922
6	1:22.117	+0.221	18:33:03.039
7	1:22.192	+0.296	18:34:25.231
8	1:22.837	+0.941	18:35:48.068
<b>(50) David Yamamoto</b>			
1	1:24.182	+2.233	18:26:11.842
2	1:22.392	+0.473	18:27:34.234
3	1:22.564	+0.645	18:28:56.798
4	1:22.689	+0.770	18:30:19.487
5	1:21.919		18:31:41.406
6	1:21.961	+0.042	18:33:03.367
7	1:21.986	+0.067	18:34:25.353
8	1:23.064	+1.145	18:35:48.417
<b>(21) Tadgh Sharkey</b>			
1	1:28.688	+6.025	18:26:18.102
2	1:26.270	+3.607	18:27:44.372
3	1:22.663		18:29:07.035
4	1:23.811	+1.148	18:30:30.846
5	1:23.441	+0.778	18:31:54.287
6	1:22.970	+0.307	18:33:17.257
7	1:24.359	+1.696	18:34:41.616
8	1:23.358	+0.695	18:36:04.974
<b>(63) Derek Hogan</b>			
1	1:26.552	+2.548	18:26:13.641
2	1:24.004		18:27:37.645
3	1:25.356	+1.352	18:29:03.001
4	1:27.068	+3.064	18:30:30.069
5	1:26.591	+2.587	18:31:56.660
6	1:25.136	+1.132	18:33:21.796
7	1:25.258	+1.254	18:34:47.054
8	1:25.549	+1.545	18:36:12.603
<b>(16) Gordon Brown</b>			
1	1:27.005	+3.070	18:26:14.458
2	1:23.935		18:27:38.393
3	1:25.020	+1.085	18:29:03.413
4	1:26.925	+2.990	18:30:30.338
5	1:26.196	+2.261	18:31:56.534
6	1:26.938	+3.003	18:33:23.472
7	1:24.095	+0.160	18:34:47.567
8	1:25.801	+1.866	18:36:13.368
<b>(13) Lee Malone</b>			
1	1:29.255	+4.478	18:26:17.979
2	1:27.202	+2.425	18:27:45.181

Lap	Lap Tm	Diff	Time of Day
3	1:26.397	+1.620	18:29:11.578
4	1:25.061	+0.284	18:30:36.639
5	1:25.075	+0.298	18:32:01.714
6	1:25.598	+0.821	18:33:27.312
7	1:24.777		18:34:52.089
8	1:25.136	+0.359	18:36:17.225
<b>(44) Anthony Malone</b>			
1	1:28.494	+3.457	18:26:16.755
2	1:27.279	+2.242	18:27:44.034
3	1:26.373	+1.336	18:29:10.407
4	1:25.037		18:30:35.444
5	1:26.239	+1.202	18:32:01.683
6	1:25.412	+0.375	18:33:27.095
7	1:26.572	+1.535	18:34:53.667
8	1:28.200	+3.163	18:36:21.867
<b>(99) Scott Jackson</b>			
1	1:29.425	+4.617	18:26:18.741
2	1:26.851	+2.043	18:27:45.592
3	1:26.080	+1.272	18:29:11.672
4	1:24.871	+0.063	18:30:36.543
5	1:25.709	+0.901	18:32:02.252
6	1:25.491	+0.683	18:33:27.743
7	1:24.808		18:34:52.551
8	1:32.977	+8.169	18:36:25.528
<b>(91) Colin Hamill</b>			
1	1:28.718	+2.523	18:26:17.623
2	1:27.370	+1.175	18:27:44.993
3	1:26.195		18:29:11.188
4	1:26.396	+0.201	18:30:37.584
5	1:28.895	+2.700	18:32:06.479
6	1:27.040	+0.845	18:33:33.519
7	1:26.202	+0.007	18:34:59.721
8	1:26.670	+0.475	18:36:26.391
<b>(18) Richard Spence</b>			
1	1:28.061		18:26:16.145
2	1:43.332	+15.271	18:27:59.477
3	1:32.183	+4.122	18:29:31.660
4	1:31.478	+3.417	18:31:03.138
5	1:31.348	+3.287	18:32:34.486
6	1:29.844	+1.783	18:34:04.330
7	1:29.844	+1.783	18:35:34.174
8	1:29.062	+1.001	18:37:03.236
<b>(12) Ciaran Bergin</b>			
1	1:46.688	+17.042	18:26:35.408
2	1:33.095	+3.449	18:28:08.503
3	1:32.613	+2.967	18:29:41.116
4	1:33.363	+3.717	18:31:14.479
5	1:32.481	+2.835	18:32:46.960
6	1:32.347	+2.701	18:34:19.307
7	1:29.646		18:35:48.953

Results provisional until the conclusion of judicial and technical matters

Orbits

Chief Timekeeper: D.Bradfield

Clerk of the Course:

Live timing available at [timing.rhwright.co.uk](http://timing.rhwright.co.uk)

[www.mylaps.com](http://www.mylaps.com)

Licensed to: R.H.Wright Timing



## BARC Bishopscourt Race Meeting


Irish Legends

Bishopscourt Circuit (N.I) 1.824 miles

Legends 3 (R6)


08/05/2022 09:00

Race (10:00 Time)



6	63	22
	11	12
5	99	91
	9	10
4	13	21
	7	8
3	44	1
	5	6
2	24	12
	3	4
1	18	50
	1	2

POLE POSITION



Results provisional until the conclusion of judicial and technical matters

Orbits

Chief Timekeeper: D.Bradfield

Clerk of the Course:

Live timing available at [timing.rhwright.co.uk](http://timing.rhwright.co.uk)

[www.mylaps.com](http://www.mylaps.com)

Licensed to: R.H.Wright Timing



## BARC Bishops court Race Meeting

Sorted on Laps

Irish Legends

Bishops court Circuit (N.I) 1.824 miles

Legends 3 (R6)

08/05/2022 09:00

Race (10:00 Time) started at 9:09:29

Pos	No.	Name	Make	Laps	Total Tm	Best Tm	Best Speed	In Lap	Avg. Speed
1	22	Peter Barrable	Legend Ford Coupe	8	10:56.792	1:20.626	81.443	5	79.981
2	1	Geoff Richardson	Ford Sedan	8	10:57.226	1:21.206	80.861	3	79.929
3	24	Greg Richardson	Ford Coupe	8	10:57.951	1:21.234	80.833	5	79.841
4	50	David Yamamoto	Legend Ford Coupe	8	11:00.762	1:21.738	80.335	4	79.501
5	99	Scott Jackson	Legend Coupe	8	11:21.347	1:23.043	79.072	2	77.099
6	63	Derek Hogan	Legend Ford	8	11:26.482	1:23.858	78.304	6	76.522
7	13	Lee Malone	Legend	8	11:41.746	1:25.982	76.369	7	74.858
8	18	Richard Spence	Ford Sedan	8	11:42.195	1:25.416	76.876	7	74.810
9	91	Colin Hamill	Legend Sedan	8	11:56.360	1:27.076	75.410	5	73.331
10	44	Anthony Malone	Legend Legend	8	12:00.270	1:25.235	77.039	7	72.933
11	12	Ciaran Bergin	Legend	7	10:32.758	1:28.732	74.003	6	72.642
<b>Not classified</b>									
DNF	21	Tadgh Sharkey	Legend Legend	3	4:12.472	1:21.861	80.214	2	78.025

### Announcements

Penalty - Car 63 +5s - Exceeding Track Limits (Q12.21.2b)

Margin of Victory	Avg. Speed	Best Lap Tm	Best Speed	Best Lap by
0.434	79.981	1:20.626	81.443	22 - Peter Barrable

Results provisional until the conclusion of judicial and technical matters

Orbits

Chief Timekeeper: D.Bradfield

Clerk of the Course:

Live timing available at [timing.rhwright.co.uk](http://timing.rhwright.co.uk)

[www.mylaps.com](http://www.mylaps.com)

Licensed to: R.H.Wright Timing





## BARC Bishopscourt Race Meeting

Irish Legends

Bishopscourt Circuit (N.I) 1.824 miles

Legends 3 (R6)

08/05/2022 09:00

Race (10:00 Time) started at 9:09:29



Lap	Lap Tm	Diff	Time of Day
<b>(22) Peter Barrable</b>			
1	1:25.013	+4.387	9:10:55.702
2	1:21.247	+0.621	9:12:16.949
3	1:21.542	+0.916	9:13:38.491
4	1:20.820	+0.194	9:14:59.311
5	1:20.626		9:16:19.937
6	1:21.145	+0.519	9:17:41.082
7	1:22.388	+1.762	9:19:03.470
8	1:22.664	+2.038	9:20:26.134
<b>(1) Geoff Richardson</b>			
1	1:23.631	+2.425	9:10:53.444
2	1:21.543	+0.337	9:12:14.987
3	1:21.206		9:13:36.193
4	1:21.610	+0.404	9:14:57.803
5	1:21.448	+0.242	9:16:19.251
6	1:21.528	+0.322	9:17:40.779
7	1:22.373	+1.167	9:19:03.152
8	1:23.416	+2.210	9:20:26.568
<b>(24) Greg Richardson</b>			
1	1:24.954	+3.720	9:10:54.573
2	1:22.166	+0.932	9:12:16.739
3	1:22.346	+1.112	9:13:39.085
4	1:21.443	+0.209	9:15:00.528
5	1:21.234		9:16:21.762
6	1:21.925	+0.691	9:17:43.687
7	1:21.778	+0.544	9:19:05.465
8	1:21.828	+0.594	9:20:27.293
<b>(50) David Yamamoto</b>			
1	1:24.899	+3.181	9:10:54.241
2	1:21.865	+0.127	9:12:16.106
3	1:23.760	+2.022	9:13:39.866
4	1:21.738		9:15:01.604
5	1:21.840	+0.102	9:16:23.444
6	1:22.383	+0.645	9:17:45.827
7	1:22.226	+0.488	9:19:08.053
8	1:22.051	+0.313	9:20:30.104
<b>(99) Scott Jackson</b>			
1	1:26.289	+3.246	9:10:56.988
2	1:23.043		9:12:20.031
3	1:23.740	+0.697	9:13:43.771
4	1:25.586	+2.543	9:15:09.357
5	1:25.566	+2.523	9:16:34.923
6	1:25.424	+2.381	9:18:00.347
7	1:24.740	+1.697	9:19:25.087
8	1:25.602	+2.559	9:20:50.689
<b>(63) Derek Hogan</b>			
1	1:28.115	+4.257	9:10:58.982
2	1:24.634	+0.776	9:12:23.616
3	1:24.631	+0.773	9:13:48.247
4	1:24.647	+0.789	9:15:12.894
5	1:24.567	+0.709	9:16:37.461
6	1:23.858		9:18:01.319
7	1:23.932	+0.074	9:19:25.251
8	1:25.573	+1.715	9:20:50.824
<b>(13) Lee Malone</b>			
1	1:32.498	+6.516	9:11:02.855
2	1:26.992	+1.010	9:12:29.847
3	1:27.547	+1.565	9:13:57.394
4	1:27.573	+1.591	9:15:24.967
5	1:27.094	+1.112	9:16:52.061
6	1:26.434	+0.452	9:18:18.495
7	1:25.982		9:19:44.477
8	1:26.611	+0.629	9:21:11.088
<b>(18) Richard Spence</b>			
1	1:32.493	+7.077	9:11:01.852
2	1:27.859	+2.443	9:12:29.711

Lap	Lap Tm	Diff	Time of Day
3	1:28.186	+2.770	9:13:57.897
4	1:28.300	+2.884	9:15:26.197
5	1:27.422	+2.006	9:16:53.619
6	1:26.715	+1.299	9:18:20.334
7	1:25.416		9:19:45.750
8	1:25.787	+0.371	9:21:11.537
<b>(91) Colin Hamill</b>			
1	1:33.623	+6.547	9:11:04.338
2	1:29.796	+2.720	9:12:34.134
3	1:30.909	+3.833	9:14:05.043
4	1:29.606	+2.530	9:15:34.649
5	1:27.076		9:17:01.725
6	1:27.894	+0.818	9:18:29.619
7	1:28.421	+1.345	9:19:58.040
8	1:27.662	+0.586	9:21:25.702
<b>(44) Anthony Malone</b>			
1	1:30.036	+4.801	9:11:00.010
2	1:35.333	+10.098	9:12:35.343
3	1:26.295	+1.060	9:14:01.638
4	1:26.113	+0.878	9:15:27.751
5	1:26.267	+1.032	9:16:54.018
6	1:25.677	+0.442	9:18:19.695
7	1:25.235		9:19:44.930
8	1:44.682	+19.447	9:21:29.612
<b>(12) Ciaran Bergin</b>			
1	1:34.557	+5.825	9:11:04.236
2	1:31.078	+2.346	9:12:35.314
3	1:29.657	+0.925	9:14:04.971
4	1:29.573	+0.841	9:15:34.544
5	1:29.054	+0.322	9:17:03.598
6	1:28.732		9:18:32.330
7	1:29.770	+1.038	9:20:02.100
<b>(21) Tadgh Sharkey</b>			
1	1:26.209	+4.348	9:10:56.462
2	1:21.861		9:12:18.323
3	1:23.491	+1.630	9:13:41.814

Results provisional until the conclusion of judicial and technical matters

Orbits

Chief Timekeeper: D.Bradfield

Clerk of the Course:

Live timing available at [timing.rhwright.co.uk](http://timing.rhwright.co.uk)

[www.mylaps.com](http://www.mylaps.com)

Licensed to: R.H.Wright Timing



## BARC Bishopscourt Race Meeting

Irish Legends

Bishopscourt Circuit (N.I) 1.824 miles

Legends 4 (R13)


08/05/2022 11:55

Race (10:00 Time)



6	50	18
	11	12
5	12	24
	9	10
4	1	44
	7	8
3	21	13
	5	6
2	91	99
	3	4
1	22	63
	1	2

POLE POSITION



Results provisional until the conclusion of judicial and technical matters

Orbits

Chief Timekeeper: D.Bradfield

Clerk of the Course:

Live timing available at [timing.rhwright.co.uk](http://timing.rhwright.co.uk)

[www.mylaps.com](http://www.mylaps.com)

Licensed to: R.H.Wright Timing



## BARC Bishops court Race Meeting

Sorted on Laps

Irish Legends

Bishops court Circuit (N.I) 1.824 miles

Legends 4 (R13)

08/05/2022 11:55

Race (10:00 Time) started at 12:39:42

Pos	No.	Name	Make	Laps	Total Tm	Best Tm	Best Speed	In Lap	Avg. Speed
1	22	Peter Barrable	Legend Ford Coupe	8	11:01.965	<b>1:21.010</b>	81.057	2	79.356
2	1	Geoff Richardson	Ford Sedan	8	11:04.936	<b>1:21.123</b>	80.944	5	79.002
3	21	Tadgh Sharkey	Legend Legend	8	11:06.430	<b>1:22.237</b>	79.847	7	78.825
4	24	Greg Richardson	Ford Coupe	8	11:06.845	<b>1:21.220</b>	80.847	5	78.776
5	50	David Yamamoto	Legend Ford Coupe	8	11:11.539	<b>1:22.199</b>	79.884	4	78.225
6	63	Derek Hogan	Legend Ford	8	11:14.545	<b>1:22.760</b>	79.343	6	77.876
7	99	Scott Jackson	Legend Coupe	8	11:26.404	<b>1:24.763</b>	77.468	5	76.531
8	13	Lee Malone	Legend	8	11:26.522	<b>1:24.356</b>	77.842	7	76.518
9	91	Colin Hamill	Legend Sedan	8	11:33.119	<b>1:25.156</b>	77.110	6	75.790
10	18	Richard Spence	Ford Sedan	8	11:38.532	<b>1:26.431</b>	75.973	5	75.202
11	44	Anthony Malone	Legend Legend	8	11:39.153	<b>1:25.595</b>	76.715	5	75.135
12	12	Ciaran Bergin	Legend	8	12:12.062	<b>1:30.003</b>	72.958	4	71.758

Margin of Victory

Avg. Speed

Best Lap Tm

Best Speed

Best Lap by

2.971

79.356

1:21.010

81.057

22 - Peter Barrable

Results provisional until the conclusion of judicial and technical matters

Orbits

Chief Timekeeper: D.Bradfield

Clerk of the Course:

Live timing available at [timing.rhwright.co.uk](http://timing.rhwright.co.uk)

[www.mylaps.com](http://www.mylaps.com)

Licensed to: R.H.Wright Timing



## BARC Bishopscourt Race Meeting

Irish Legends

Bishopscourt Circuit (N.I) 1.824 miles

Legends 4 (R13)

08/05/2022 11:55

Race (10:00 Time) started at 12:39:42

Lap	Lap Tm	Diff	Time of Day
<b>(22) Peter Barrable</b>			
1	1:23.567	+2.557	12:41:05.944
2	1:21.010		12:42:26.954
3	1:21.315	+0.305	12:43:48.269
4	1:22.151	+1.141	12:45:10.420
5	1:22.678	+1.668	12:46:33.098
6	1:24.160	+3.150	12:47:57.258
7	1:23.507	+2.497	12:49:20.765
8	1:23.577	+2.567	12:50:44.342
<b>(1) Geoff Richardson</b>			
1	1:25.157	+4.034	12:41:08.397
2	1:26.467	+5.344	12:42:34.864
3	1:24.439	+3.316	12:43:59.303
4	1:22.354	+1.231	12:45:21.657
5	1:21.123		12:46:42.780
6	1:21.581	+0.458	12:48:04.361
7	1:21.191	+0.068	12:49:25.552
8	1:21.761	+0.638	12:50:47.313
<b>(21) Tadgh Sharkey</b>			
1	1:24.573	+2.336	12:41:07.614
2	1:23.597	+1.360	12:42:31.211
3	1:22.785	+0.548	12:43:53.996
4	1:23.706	+1.469	12:45:17.702
5	1:22.608	+0.371	12:46:40.310
6	1:22.780	+0.543	12:48:03.090
7	1:22.237		12:49:25.327
8	1:23.480	+1.243	12:50:48.807
<b>(24) Greg Richardson</b>			
1	1:28.064	+6.844	12:41:11.928
2	1:22.629	+1.409	12:42:34.557
3	1:24.163	+2.943	12:43:58.720
4	1:23.900	+2.680	12:45:22.620
5	1:21.220		12:46:43.840
6	1:21.277	+0.057	12:48:05.117
7	1:21.504	+0.284	12:49:26.621
8	1:22.601	+1.381	12:50:49.222
<b>(50) David Yamamoto</b>			
1	1:30.077	+7.878	12:41:13.898
2	1:23.011	+0.812	12:42:36.909
3	1:24.147	+1.948	12:44:01.056
4	1:22.199		12:45:23.255
5	1:22.535	+0.336	12:46:45.790
6	1:22.361	+0.162	12:48:08.151
7	1:22.647	+0.448	12:49:30.798
8	1:23.118	+0.919	12:50:53.916
<b>(63) Derek Hogan</b>			
1	1:26.987	+4.227	12:41:09.437
2	1:23.706	+0.946	12:42:33.143
3	1:25.317	+2.557	12:43:58.460
4	1:25.360	+2.600	12:45:23.820
5	1:23.048	+0.288	12:46:46.868
6	1:22.760		12:48:09.628
7	1:23.203	+0.443	12:49:32.831
8	1:24.091	+1.331	12:50:56.922
<b>(99) Scott Jackson</b>			
1	1:27.399	+2.636	12:41:10.286
2	1:25.502	+0.739	12:42:35.788
3	1:25.643	+0.880	12:44:01.431
4	1:25.235	+0.472	12:45:26.666
5	1:24.763		12:46:51.429
6	1:25.769	+1.006	12:48:17.198
7	1:25.979	+1.216	12:49:43.177
8	1:25.604	+0.841	12:51:08.781
<b>(13) Lee Malone</b>			
1	1:29.301	+4.945	12:41:12.533
2	1:25.259	+0.903	12:42:37.792

Lap	Lap Tm	Diff	Time of Day
3	1:25.817	+1.461	12:44:03.609
4	1:25.461	+1.105	12:45:29.070
5	1:25.485	+1.129	12:46:54.555
6	1:25.416	+1.060	12:48:19.971
7	1:24.356		12:49:44.327
8	1:24.572	+0.216	12:51:08.899
<b>(91) Colin Hamill</b>			
1	1:29.305	+4.149	12:41:11.880
2	1:25.672	+0.516	12:42:37.552
3	1:25.774	+0.618	12:44:03.326
4	1:25.465	+0.309	12:45:28.791
5	1:28.113	+2.957	12:46:56.904
6	1:25.156		12:48:22.060
7	1:26.347	+1.191	12:49:48.407
8	1:27.089	+1.933	12:51:15.496
<b>(18) Richard Spence</b>			
1	1:29.057	+2.626	12:41:13.207
2	1:26.437	+0.006	12:42:39.644
3	1:26.452	+0.021	12:44:06.096
4	1:27.293	+0.862	12:45:33.389
5	1:26.431		12:46:59.820
6	1:27.080	+0.649	12:48:26.900
7	1:26.906	+0.475	12:49:53.806
8	1:27.103	+0.672	12:51:20.909
<b>(44) Anthony Malone</b>			
1	1:32.119	+6.524	12:41:15.760
2	1:27.571	+1.976	12:42:43.331
3	1:26.771	+1.176	12:44:10.102
4	1:25.876	+0.281	12:45:35.978
5	1:25.595		12:47:01.573
6	1:26.538	+0.943	12:48:28.111
7	1:26.435	+0.840	12:49:54.546
8	1:26.984	+1.389	12:51:21.530
<b>(12) Ciaran Bergin</b>			
1	1:35.570	+5.567	12:41:19.143
2	1:31.780	+1.777	12:42:50.923
3	1:31.238	+1.235	12:44:22.161
4	1:30.003		12:45:52.164
5	1:30.108	+0.105	12:47:22.272
6	1:30.474	+0.471	12:48:52.746
7	1:31.042	+1.039	12:50:23.788
8	1:30.651	+0.648	12:51:54.439

Results provisional until the conclusion of judicial and technical matters

Orbits

Chief Timekeeper: D.Bradfield

Clerk of the Course:

Live timing available at [timing.rhwright.co.uk](http://timing.rhwright.co.uk)

[www.mylaps.com](http://www.mylaps.com)

Licensed to: R.H.Wright Timing



## BARC Bishopscourt Race Meeting


Irish Legends

Bishopscourt Circuit (N.I) 1.824 miles

Legends 5 (R21)


08/05/2022 15:45

Race (12:00 Time)



6	1	22
	11	12
5	50	24
	9	10
4	99	63
	7	8
3	91	13
	5	6
2	21	18
	3	4
1	12	44
	1	2

POLE POSITION



Results provisional until the conclusion of judicial and technical matters

Orbits

Chief Timekeeper: D.Bradfield

Clerk of the Course:

Live timing available at [timing.rhwright.co.uk](http://timing.rhwright.co.uk)

[www.mylaps.com](http://www.mylaps.com)

Licensed to: R.H.Wright Timing



## BARC Bishops court Race Meeting

Sorted on Laps

Irish Legends

Bishops court Circuit (N.I) 1.824 miles

Legends 5 (R21)

08/05/2022 15:45

Race (8:00 Time) started at 16:48:55

Pos	No.	Name	Make	Laps	Total Tm	Best Tm	Best Speed	In Lap	Avg. Speed
1	22	Peter Barrable	Legend Ford Coupe	6	8:10.966	<b>1:20.932</b>	81.135	5	80.247
2	1	Geoff Richardson	Ford Sedan	6	8:12.662	<b>1:20.718</b>	81.350	5	79.970
3	50	David Yamamoto	Legend Ford Coupe	6	8:20.432	<b>1:21.998</b>	80.080	3	78.729
4	24	Greg Richardson	Ford Coupe	6	8:20.771	<b>1:21.298</b>	80.770	6	78.675
5	13	Lee Malone	Legend	6	8:33.422	<b>1:24.163</b>	78.020	3	76.737
6	44	Anthony Malone	Legend Legend	6	8:37.200	<b>1:24.806</b>	77.428	3	76.176
7	18	Richard Spence	Ford Sedan	6	8:49.157	<b>1:27.133</b>	75.361	3	74.455
8	63	Derek Hogan	Legend Ford	6	8:53.563	<b>1:24.379</b>	77.820	6	73.840
9	12	Ciaran Bergin	Legend	5	8:33.260	<b>1:31.039</b>	72.127	4	63.968
<b>Not classified</b>									
DNF	91	Colin Hamill	Legend Sedan	3	6:14.912	<b>1:33.146</b>	70.496	1	52.544
DNF	99	Scott Jackson	Legend Coupe	1	3:30.550		-	0	31.187
DNF	21	Tadgh Sharkey	Legend Legend		0.443		-	0	-

Margin of Victory

Avg. Speed

Best Lap Tm

Best Speed

Best Lap by

1.696

80.247

1:20.718

81.350

1 - Geoff Richardson

Results provisional until the conclusion of judicial and technical matters

Orbits

Chief Timekeeper: D.Bradfield

Clerk of the Course:

Live timing available at [timing.rhwright.co.uk](http://timing.rhwright.co.uk)

[www.mylaps.com](http://www.mylaps.com)

Licensed to: R.H.Wright Timing



## BARC Bishopscourt Race Meeting


Irish Legends

Bishopscourt Circuit (N.I) 1.824 miles

Legends 5 (R21)

08/05/2022 15:45

Race (8:00 Time) started at 16:48:55



Lap	Lap Tm	Diff	Time of Day
<b>(22) Peter Barrable</b>			
1	1:23.818	+2.886	16:50:20.128
2	1:21.359	+0.427	16:51:41.487
3	1:21.404	+0.472	16:53:02.891
4	1:21.105	+0.173	16:54:23.996
5	1:20.932		16:55:44.928
6	1:21.127	+0.195	16:57:06.055
<b>(1) Geoff Richardson</b>			
1	1:26.935	+6.217	16:50:23.387
2	1:20.796	+0.078	16:51:44.183
3	1:20.864	+0.146	16:53:05.047
4	1:20.726	+0.008	16:54:25.773
5	1:20.718		16:55:46.491
6	1:21.260	+0.542	16:57:07.751
<b>(50) David Yamamoto</b>			
1	1:26.293	+4.295	16:50:22.490
2	1:22.113	+0.115	16:51:44.603
3	1:21.998		16:53:06.601
4	1:23.065	+1.067	16:54:29.666
5	1:22.712	+0.714	16:55:52.378
6	1:23.143	+1.145	16:57:15.521
<b>(24) Greg Richardson</b>			
1	1:31.048	+9.750	16:50:27.344
2	1:21.991	+0.693	16:51:49.335
3	1:22.273	+0.975	16:53:11.608
4	1:21.646	+0.348	16:54:33.254
5	1:21.308	+0.010	16:55:54.562
6	1:21.298		16:57:15.860
<b>(13) Lee Malone</b>			
1	1:27.493	+3.330	16:50:23.288
2	1:25.129	+0.966	16:51:48.417
3	1:24.163		16:53:12.580
4	1:25.388	+1.225	16:54:37.968
5	1:25.346	+1.183	16:56:03.314
6	1:25.197	+1.034	16:57:28.511
<b>(44) Anthony Malone</b>			
1	1:28.032	+3.226	16:50:23.159
2	1:25.919	+1.113	16:51:49.078
3	1:24.806		16:53:13.884
4	1:27.643	+2.837	16:54:41.527
5	1:25.473	+0.667	16:56:07.000
6	1:25.289	+0.483	16:57:32.289
<b>(18) Richard Spence</b>			
1	1:28.789	+1.656	16:50:24.296
2	1:27.205	+0.072	16:51:51.501
3	1:27.133		16:53:18.634
4	1:28.248	+1.115	16:54:46.882
5	1:28.670	+1.537	16:56:15.552
6	1:28.694	+1.561	16:57:44.246
<b>(63) Derek Hogan</b>			
1	1:46.972	+22.593	16:50:43.024
2	1:25.208	+0.829	16:52:08.232
3	1:26.125	+1.746	16:53:34.357
4	1:24.412	+0.033	16:54:58.769
5	1:25.504	+1.125	16:56:24.273
6	1:24.379		16:57:48.652
<b>(12) Ciaran Bergin</b>			
1	2:09.804	+38.765	16:51:04.893
2	1:32.827	+1.788	16:52:37.720
3	1:32.531	+1.492	16:54:10.251
4	1:31.039		16:55:41.290
5	1:47.059	+16.020	16:57:28.349
<b>(91) Colin Hamil</b>			
1	1:33.146		16:50:28.955

Lap	Lap Tm	Diff	Time of Day
2	1:38.480	+5.334	16:52:07.435
p3	3:02.566	+1:29.420	16:55:10.001
<b>(99) Scott Jackson</b>			
p1	3:29.442	37:25.333	16:52:25.639

Results provisional until the conclusion of judicial and technical matters

Orbits

Chief Timekeeper: D.Bradfield

Clerk of the Course:

Live timing available at [timing.rhwright.co.uk](http://timing.rhwright.co.uk)

[www.mylaps.com](http://www.mylaps.com)

Licensed to: R.H.Wright Timing



# R.H.Wright Timing

## BARC Bishopscourt Race Meeting

Sorted on best lap time

NI Saloons/ITCC/Mazda

Bishopscourt Circuit (N.I) 1.824 miles

NI Saloons/ITCC/Mazda (Q9)

07/05/2022 17:30

Qualifying started at 17:44:18

Pos	No.	Name	Make	Best Tm	Diff	In Lap	Best Speed	2nd Best	2nd Lap
<b>ITCC</b>									
1	83	Stephen Traub	Honda Integra DC2	<b>1:14.127</b>		7	88.583	1:14.720	6
2	138	Alan Neill	Mazda Rx7	<b>1:16.894</b>	2.767	8	85.395	1:16.906	5
3	201	Paul Twomey	Nissan Silvia S14	<b>1:16.982</b>	2.855	4	85.298	1:17.301	3
4	69	Robert Savage	Honda Integra	<b>1:17.660</b>	3.533	2	84.553	1:17.863	4
5	97	Adrian Dunne	Citroen Saxo	<b>1:18.125</b>	3.998	5	84.050	1:18.148	8
6	3	Owain Drought	VW Golf 2.0	<b>1:18.409</b>	4.282	7	83.745	1:18.998	3
7	93	Brent Hughes	Skoda Octavia RS	<b>1:19.116</b>	4.989	2	82.997	1:20.753	5
8	58	Colin Morris	Honda Civic	<b>1:20.014</b>	5.887	8	82.066	1:20.563	4
9	13	Raymond Melia	Toyota Celica	<b>1:22.096</b>	7.969	6	79.984	1:22.175	4
10	888	Brian Sexton	Mazda Mx5	<b>1:23.729</b>	9.602	6	78.424	1:24.454	7
11	18	Craig Morris	Honda Integra	<b>1:24.813</b>	10.686	2	77.422	1:25.001	1
12	77	Stephen Maher	Bmw E90 335D			0	-		0
<b>Mazda MX5</b>									
1	14	Francis Allen	1.8 Mazda MX5	<b>1:25.496</b>		4	76.804	1:25.533	7
2	173	Gavin Kilkey	1.8 Mazda MX5	<b>1:28.285</b>	2.789	7	74.377	1:29.093	2
3	41	Damian Moran	1.8 Mazda MX5	<b>1:29.022</b>	3.526	5	73.762	1:29.522	7
4	22	David Cousins	1.8 Mazda MX5			0	-		0
<b>NI Saloons</b>									
1	63	Peter Baxter	SEAT Leon	<b>1:17.012</b>		7	85.265	1:17.610	8
2	212	Gareth Blaine	BMW 330Ci	<b>1:20.633</b>	3.621	8	81.436	1:21.786	6
3	33	Donal O'Neill	SEAT Leon	<b>1:24.995</b>	7.983	5	77.256	1:25.293	2
4	31	Keith Wray	BMW 330Ci	<b>1:35.556</b>	18.544	2	68.718	1:37.640	1
5	633	Luke Baxter	SEAT Leon			0	-		0
6	2	Greer Wray	BMW 330Ci			0	-		0
7	5	Pete Murray	BMW 330Ci			0	-		0
8	59	Ralph Jess	BMW M3			0	-		0

### Announcements

Car 633 - No transponder times recorded (Q12.8.1)

Car 22 - No transponder times recorded (Q12.8.1)

Results provisional until the conclusion of judicial and technical matters

Orbits

Chief Timekeeper: D.Bradfield

Clerk of the Course:

Live timing available at [timing.rhwright.co.uk](http://timing.rhwright.co.uk)

[www.mylaps.com](http://www.mylaps.com)

Licensed to: R.H.Wright Timing

Printed: 07/05/2022 17:58:44





## BARC Bishopscourt Race Meeting


NI Saloons/ITCC/Mazda

Bishopscourt Circuit (N.I) 1.824 miles

NI Saloons/ITCC/Mazda (Q9)

07/05/2022 17:30

Qualifying started at 17:44:18



Lap	Lap Tm	Diff	Time of Day
<b>(83) Stephen Traub</b>			
1	1:23.687	+9.560	17:47:21.387
2	1:17.109	+2.982	17:48:38.496
3	1:15.656	+1.529	17:49:54.152
4	1:16.041	+1.914	17:51:10.193
5	1:16.817	+2.690	17:52:27.010
6	1:14.720	+0.593	17:53:41.730
7	1:14.127		17:54:55.857
<b>(138) Alan Neil</b>			
1	1:22.109	+5.215	17:47:22.473
2	1:18.951	+2.057	17:48:41.424
3	1:17.947	+1.053	17:49:59.371
4	1:17.300	+0.406	17:51:16.671
5	1:16.906	+0.012	17:52:33.577
6	1:21.630	+4.736	17:53:55.207
7	1:18.540	+1.646	17:55:13.747
8	1:16.894		17:56:30.641
<b>(201) Paul Twomey</b>			
1	1:21.989	+5.007	17:47:20.928
2	1:18.806	+1.824	17:48:39.734
3	1:17.301	+0.319	17:49:57.035
4	1:16.982		17:51:14.017
5	1:17.954	+0.972	17:52:31.971
6	1:37.396	+20.414	17:54:09.367
7	1:28.995	+12.013	17:55:38.362
8	1:42.952	+25.970	17:57:21.314
<b>(63) Peter Baxter</b>			
1	1:21.315	+4.303	17:47:23.351
2	1:19.240	+2.228	17:48:42.591
3	1:19.512	+2.500	17:50:02.103
4	1:18.230	+1.218	17:51:20.333
5	1:17.957	+0.945	17:52:38.290
6	1:19.049	+2.037	17:53:57.339
7	1:17.012		17:55:14.351
8	1:17.610	+0.598	17:56:31.961
<b>(69) Robert Savage</b>			
1	1:25.077	+7.417	17:47:40.406
2	1:17.660		17:48:58.066
3	1:18.403	+0.743	17:50:16.469
4	1:17.863	+0.203	17:51:34.332
5	1:18.315	+0.655	17:52:52.647
6	1:19.185	+1.525	17:54:11.832
7	1:18.671	+1.011	17:55:30.503
8	1:18.048	+0.388	17:56:48.551
<b>(97) Adrian Dunne</b>			
1	1:22.671	+4.546	17:47:36.251
2	1:18.990	+0.865	17:48:55.241
3	1:20.082	+1.957	17:50:15.323
4	1:18.627	+0.502	17:51:33.950
5	1:18.125		17:52:52.075
6	1:19.034	+0.909	17:54:11.109
7	1:18.774	+0.649	17:55:29.883
8	1:18.148	+0.023	17:56:48.031
<b>(3) Owain Drought</b>			
1	1:28.067	+9.658	17:48:07.597
2	1:19.768	+1.359	17:49:27.365
3	1:18.998	+0.589	17:50:46.363
4	1:19.355	+0.946	17:52:05.718
p5	1:32.270	+13.861	17:53:37.988
6	2:36.593	+1:18.184	17:56:14.581
7	1:18.409		17:57:32.990
<b>(93) Brent Hughes</b>			
1	1:21.601	+2.485	17:47:37.496
2	1:19.116		17:48:56.612
3	1:22.914	+3.798	17:50:19.526
4	1:21.814	+2.698	17:51:41.340

Lap	Lap Tm	Diff	Time of Day
5	1:20.753	+1.637	17:53:02.093
p6	1:40.849	+21.733	17:54:42.942
<b>(58) Colin Morris</b>			
1	1:29.288	+9.274	17:48:08.240
2	1:21.786	+1.772	17:49:30.026
3	1:21.100	+1.086	17:50:51.126
4	1:20.563	+0.549	17:52:11.689
5	1:22.405	+2.391	17:53:34.094
6	1:20.740	+0.726	17:54:54.834
7	1:20.686	+0.672	17:56:15.520
8	1:20.014		17:57:35.534
<b>(212) Gareth Blaine</b>			
1	1:29.364	+8.731	17:47:53.560
2	1:24.136	+3.503	17:49:17.696
3	1:23.369	+2.736	17:50:41.065
4	1:22.113	+1.480	17:52:03.178
5	1:24.791	+4.158	17:53:27.969
6	1:21.786	+1.153	17:54:49.755
7	1:22.211	+1.578	17:56:11.966
8	1:20.633		17:57:32.599
<b>(13) Raymond Melia</b>			
1	1:25.831	+3.735	17:47:43.745
2	1:23.334	+1.238	17:49:07.079
3	1:23.017	+0.921	17:50:30.096
4	1:22.175	+0.079	17:51:52.271
5	1:23.901	+1.805	17:53:16.172
6	1:22.096		17:54:38.268
7	1:26.906	+4.810	17:56:05.174
8	1:24.122	+2.026	17:57:29.296
<b>(888) Brian Sexton</b>			
1	1:28.721	+4.992	17:48:09.805
2	1:25.211	+1.482	17:49:35.016
3	1:30.750	+7.021	17:51:05.766
4	1:26.151	+2.422	17:52:31.917
5	1:27.453	+3.724	17:53:59.370
6	1:23.729		17:55:23.099
7	1:24.454	+0.725	17:56:47.553
<b>(18) Craig Morris</b>			
1	1:25.001	+0.188	17:47:26.789
2	1:24.813		17:48:51.602
3	1:32.476	+7.663	17:50:24.078
4	1:25.995	+1.182	17:51:50.073
p5	2:05.235	+40.422	17:53:55.308
<b>(33) Donal O'Neil</b>			
1	1:30.729	+5.734	17:48:11.210
2	1:25.293	+0.298	17:49:36.503
3	1:25.950	+0.955	17:51:02.453
4	1:26.124	+1.129	17:52:28.577
5	1:24.995		17:53:53.572
6	1:26.205	+1.210	17:55:19.777
7	1:25.412	+0.417	17:56:45.189
<b>(14) Francis Allen</b>			
1	1:29.567	+4.071	17:48:12.046
2	1:26.198	+0.702	17:49:38.244
3	1:25.740	+0.244	17:51:03.984
4	1:25.496		17:52:29.480
5	1:26.493	+0.997	17:53:55.973
6	1:25.892	+0.396	17:55:21.865
7	1:25.533	+0.037	17:56:47.398
<b>(173) Gavin Kilkey</b>			
1	1:30.813	+2.528	17:48:31.233
2	1:29.093	+0.808	17:50:00.326
3	1:29.208	+0.923	17:51:29.534
4	1:29.443	+1.158	17:52:58.977
5	1:29.443	+1.158	17:54:28.420
6	1:31.412	+3.127	17:55:59.832

Lap	Lap Tm	Diff	Time of Day
7	1:28.285		17:57:28.117
<b>(41) Damian Moran</b>			
1	1:31.100	+2.078	17:48:19.560
2	1:31.242	+2.220	17:49:50.802
3	1:29.977	+0.955	17:51:20.779
4	1:30.211	+1.189	17:52:50.990
5	1:29.022		17:54:20.012
6	1:29.877	+0.855	17:55:49.889
7	1:29.522	+0.500	17:57:19.411
<b>(31) Keith Wray</b>			
1	1:37.640	+2.084	17:54:59.208
2	1:35.556		17:56:34.764
<b>(22) David Cousins</b>			
1	1:30.822	39:23.953	17:48:12.343
2	1:26.836	39:27.939	17:49:39.179
3	1:25.605	39:29.170	17:51:04.784
4	1:26.585	39:28.190	17:52:31.369
5	1:29.274	39:25.501	17:54:00.643

Results provisional until the conclusion of judicial and technical matters

Orbits

Chief Timekeeper: D.Bradfield

Clerk of the Course:

Live timing available at [timing.rhwright.co.uk](http://timing.rhwright.co.uk)

[www.mylaps.com](http://www.mylaps.com)

Licensed to: R.H.Wright Timing



## BARC Bishopscourt Race Meeting

NI Saloons/ITCC/Mazda

Bishopscourt Circuit (N.I) 1.824 miles

NI Saloons/ITCC/Mazda 1 (R15)


08/05/2022 12:40

Race (15:00 Time)



12	41	22
	23	24
11	14	173
	21	22
10	5	59
	19	20
9	633	2
	17	18
8	33	31
	15	16
7	63	212
	13	14
6	18	77
	11	12
5	13	888
	9	10
4	93	58
	7	8
3	97	3
	5	6
2	201	69
	3	4
1	83	138
	1	2

POLE POSITION



Results provisional until the conclusion of judicial and technical matters

Orbits

Chief Timekeeper: D.Bradfield

Clerk of the Course:

Live timing available at [timing.rhwright.co.uk](http://timing.rhwright.co.uk)

[www.mylaps.com](http://www.mylaps.com)

Licensed to: R.H.Wright Timing



## BARC Bishopscourt Race Meeting

Sorted on Laps

NI Saloons/ITCC/Mazda

Bishopscourt Circuit (N.I) 1.824 miles

NI Saloons/ITCC/Mazda 1 (R15)

08/05/2022 12:40

Race (15:00 Time) started at 14:29:04

Pos	No.	Name	Make	Laps	Total Tm	Best Tm	Best Speed	In Lap	Avg. Speed
<b>ITCC</b>									
1	83	Stephen Traub	Honda Integra DC2	12	15:28.566	<b>1:15.327</b>	87.172	3	84.859
2	138	Alan Neill	Mazda Rx7	12	15:41.752	<b>1:15.953</b>	86.453	11	83.670
3	3	Owain Drought	VW Golf 2.0	12	15:42.639	<b>1:16.612</b>	85.710	11	83.592
4	201	Paul Twomey	Nissan Silvia S14	12	15:51.183	<b>1:17.146</b>	85.117	3	82.841
5	97	Adrian Dunne	Citroen Saxo	12	16:00.262	<b>1:18.067</b>	84.112	12	82.058
6	69	Robert Savage	Honda Integra	12	16:01.485	<b>1:17.328</b>	84.916	9	81.953
7	93	Brent Hughes	Skoda Octavia RS	12	16:32.788	<b>1:18.466</b>	83.685	2	79.369
8	18	Craig Morris	Honda Integra	11	15:40.932	<b>1:23.279</b>	78.848	10	76.765
9	13	Raymond Melia	Toyota Celica	11	16:07.474	<b>1:25.754</b>	76.573	6	74.659
<b>Not classified</b>									
DNF	58	Colin Morris	Honda Civic	11	15:02.480	<b>1:20.045</b>	82.034	4	80.035
DNF	888	Brian Sexton	Mazda Mx5				-	0	-
DNF	77	Stephen Maher	Bmw E90 335D				-	0	-
<b>Mazda MX5</b>									
1	14	Francis Allen	1.8 Mazda MX5	11	16:10.056	<b>1:25.284</b>	76.995	11	74.460
2	22	David Cousins	1.8 Mazda MX5	11	16:13.251	<b>1:25.932</b>	76.414	5	74.216
3	173	Gavin Kilkey	1.8 Mazda MX5	11	16:16.621	<b>1:26.578</b>	75.844	6	73.959
4	41	Damian Moran	1.8 Mazda MX5	11	16:38.295	<b>1:28.645</b>	74.075	3	72.354
<b>NI Saloons</b>									
1	63	Peter Baxter	SEAT Leon	12	15:38.983	<b>1:15.544</b>	86.922	3	83.917
2	212	Gareth Blaine	BMW 330Ci	12	16:21.609	<b>1:20.092</b>	81.986	5	80.273
3	33	Donal O'Neill	SEAT Leon	11	15:34.085	<b>1:21.888</b>	80.188	5	77.327
4	2	Greer Wray	BMW 330Ci	11	15:39.511	<b>1:22.979</b>	79.133	11	76.881
5	59	Ralph Jess	BMW M3	11	15:43.971	<b>1:22.361</b>	79.727	4	76.518
6	31	Keith Wray	BMW 330Ci	10	15:32.845	<b>1:30.418</b>	72.623	5	70.391
<b>Not classified</b>									
DNF	633	Luke Baxter	SEAT Leon				-	0	-
DNF	5	Pete Murray	BMW 330Ci				-	0	-

### Announcements

Penalty - Car 69 +15s - Exceeding Track Limits (Q12.21.2b)

Margin of Victory	Avg. Speed	Best Lap Tm	Best Speed	Best Lap by
10.417	84.859	1:15.327	87.172	83 - Stephen Traub

Results provisional until the conclusion of judicial and technical matters

Orbits

Chief Timekeeper: D.Bradfield

Clerk of the Course:

Live timing available at [timing.rhwright.co.uk](http://timing.rhwright.co.uk)

[www.mylaps.com](http://www.mylaps.com)

Licensed to: R.H.Wright Timing



## BARC Bishopscourt Race Meeting

NI Saloons/ITCC/Mazda

Bishopscourt Circuit (N.I) 1.824 miles

NI Saloons/ITCC/Mazda 1 (R15)

08/05/2022 12:40

Race (15:00 Time) started at 14:29:04

Lap	Lap Tm	Diff	Time of Day
<b>(83) Stephen Traub</b>			
1	1:23.474	+8.147	14:30:30.015
2	1:16.374	+1.047	14:31:46.389
3	1:15.327		14:33:01.716
4	1:16.127	+0.800	14:34:17.843
5	1:15.745	+0.418	14:35:33.588
6	1:16.084	+0.757	14:36:49.672
7	1:15.618	+0.291	14:38:05.290
8	1:16.448	+1.121	14:39:21.738
9	1:17.473	+2.146	14:40:39.211
10	1:19.488	+4.161	14:41:58.699
11	1:17.941	+2.614	14:43:16.640
12	1:16.652	+1.325	14:44:33.292

Lap	Lap Tm	Diff	Time of Day
<b>(63) Peter Baxter</b>			
1	1:27.017	+11.473	14:30:37.144
2	1:18.061	+2.517	14:31:55.205
3	1:15.544		14:33:10.749
4	1:15.697	+0.153	14:34:26.446
5	1:15.812	+0.268	14:35:42.258
6	1:16.496	+0.952	14:36:58.754
7	1:17.484	+1.940	14:38:16.238
8	1:18.606	+3.062	14:39:34.844
9	1:18.719	+3.175	14:40:53.563
10	1:18.044	+2.500	14:42:11.607
11	1:15.610	+0.066	14:43:27.217
12	1:16.492	+0.948	14:44:43.709

Lap	Lap Tm	Diff	Time of Day
<b>(138) Alan Neill</b>			
1	1:24.219	+8.266	14:30:31.048
2	1:17.138	+1.185	14:31:48.186
3	1:16.246	+0.293	14:33:04.432
4	1:16.241	+0.288	14:34:20.673
5	1:17.033	+1.080	14:35:37.706
6	1:17.383	+1.430	14:36:55.089
7	1:17.603	+1.650	14:38:12.692
8	1:18.618	+2.665	14:39:31.310
9	1:21.894	+5.941	14:40:53.204
10	1:18.925	+2.972	14:42:12.129
11	1:15.953		14:43:28.082
12	1:18.396	+2.443	14:44:46.478

Lap	Lap Tm	Diff	Time of Day
<b>(3) Owain Drought</b>			
1	1:23.987	+7.375	14:30:32.105
2	1:17.979	+1.367	14:31:50.084
3	1:17.193	+0.581	14:33:07.277
4	1:18.818	+2.206	14:34:26.095
5	1:19.003	+2.391	14:35:45.098
6	1:17.788	+1.176	14:37:02.886
7	1:18.541	+1.929	14:38:21.427
8	1:17.867	+1.255	14:39:39.294
9	1:17.025	+0.413	14:40:56.319
10	1:17.023	+0.411	14:42:13.342
11	1:16.612		14:43:29.954
12	1:17.411	+0.799	14:44:47.365

Lap	Lap Tm	Diff	Time of Day
<b>(201) Paul Twomey</b>			
1	1:27.486	+10.340	14:30:35.262
2	1:18.415	+1.269	14:31:53.677
3	1:17.146		14:33:10.823
4	1:18.435	+1.289	14:34:29.258
5	1:18.556	+1.410	14:35:47.814
6	1:17.940	+0.794	14:37:05.754
7	1:17.676	+0.530	14:38:23.430
8	1:18.503	+1.357	14:39:41.933
9	1:18.458	+1.312	14:41:00.391
10	1:20.055	+2.909	14:42:20.446
11	1:17.758	+0.612	14:43:38.204
12	1:17.905	+0.559	14:44:55.909

Lap	Lap Tm	Diff	Time of Day
<b>(97) Adrian Dunne</b>			
1	1:25.943	+7.876	14:30:34.070
2	1:20.787	+2.720	14:31:54.857

Lap	Lap Tm	Diff	Time of Day
3	1:19.145	+1.078	14:33:14.002
4	1:18.315	+0.248	14:34:32.317
5	1:18.243	+0.176	14:35:50.560
6	1:18.453	+0.386	14:37:09.013
7	1:19.609	+1.542	14:38:28.622
8	1:19.486	+1.419	14:39:48.108
9	1:19.270	+1.203	14:41:07.378
10	1:18.681	+0.614	14:42:26.059
11	1:20.862	+2.795	14:43:46.921
12	1:18.067		14:45:04.988

Lap	Lap Tm	Diff	Time of Day
<b>(69) Robert Savage</b>			
1	1:25.515	+8.187	14:30:32.730
2	1:17.648	+0.320	14:31:50.378
3	1:17.453	+0.125	14:33:07.831
4	1:18.729	+1.401	14:34:26.560
5	1:19.206	+1.878	14:35:45.766
6	1:17.752	+0.424	14:37:03.518
7	1:18.290	+0.962	14:38:21.808
8	1:17.835	+0.507	14:39:39.643
9	1:17.328		14:40:56.971
10	1:18.651	+1.323	14:42:15.622
11	1:17.905	+0.577	14:43:33.527
12	1:17.684	+0.356	14:44:51.211

Lap	Lap Tm	Diff	Time of Day
<b>(212) Gareth Blaine</b>			
1	1:27.407	+7.315	14:30:37.216
2	1:20.830	+0.738	14:31:58.046
3	1:20.429	+0.337	14:33:18.475
4	1:20.130	+0.038	14:34:38.605
5	1:20.092		14:35:58.697
6	1:20.820	+0.728	14:37:19.517
7	1:21.550	+1.458	14:38:41.067
8	1:21.279	+1.187	14:40:02.346
9	1:20.938	+0.846	14:41:23.284
10	1:20.594	+0.502	14:42:43.878
11	1:21.213	+1.121	14:44:05.091
12	1:21.244	+1.152	14:45:26.335

Lap	Lap Tm	Diff	Time of Day
<b>(93) Brent Hughes</b>			
1	1:27.613	+9.147	14:30:35.977
2	1:18.466		14:31:54.443
3	1:20.593	+2.127	14:33:15.036
4	1:18.796	+0.330	14:34:33.832
5	1:33.115	+14.649	14:36:06.947
6	1:23.074	+4.608	14:37:30.021
7	1:21.682	+3.216	14:38:51.703
8	1:20.217	+1.751	14:40:11.920
9	1:24.171	+5.705	14:41:36.091
10	1:21.270	+2.804	14:42:57.361
11	1:20.188	+1.722	14:44:17.549
12	1:19.965	+1.499	14:45:37.514

Lap	Lap Tm	Diff	Time of Day
<b>(33) Donal O'Neill</b>			
1	1:33.445	+11.557	14:30:43.510
2	1:25.132	+3.244	14:32:08.642
3	1:25.710	+3.822	14:33:34.352
4	1:26.488	+4.600	14:35:00.840
5	1:21.888		14:36:22.728
6	1:23.817	+1.929	14:37:46.545
7	1:22.699	+0.811	14:39:09.244
8	1:22.035	+0.147	14:40:31.279
9	1:22.816	+0.928	14:41:54.095
10	1:22.549	+0.661	14:43:16.644
11	1:22.167	+0.279	14:44:38.811

Lap	Lap Tm	Diff	Time of Day
<b>(2) Greer Wray</b>			
1	1:32.930	+9.951	14:30:43.126
2	1:25.675	+2.696	14:32:08.801
3	1:24.402	+1.423	14:33:33.203
4	1:25.141	+2.162	14:34:58.344
5	1:24.542	+1.563	14:36:22.886
6	1:24.647	+1.668	14:37:47.533
7	1:23.531	+0.552	14:39:11.064

Lap	Lap Tm	Diff	Time of Day
8	1:23.655	+0.676	14:40:34.719
9	1:23.135	+0.156	14:41:57.854
10	1:23.404	+0.425	14:43:21.258
11	1:22.979		14:44:44.237

Lap	Lap Tm	Diff	Time of Day
<b>(18) Craig Morris</b>			
1	1:34.224	+10.945	14:30:43.557
2	1:25.783	+2.504	14:32:09.340
3	1:26.467	+3.188	14:33:35.807
4	1:23.921	+0.642	14:34:59.728
5	1:24.829	+1.550	14:36:24.557
6	1:23.331	+0.052	14:37:47.888
7	1:23.584	+0.305	14:39:11.472
8	1:23.564	+0.285	14:40:35.036
9	1:23.995	+0.716	14:41:59.031
10	1:23.279		14:43:22.310
11	1:23.348	+0.069	14:44:45.658

Lap	Lap Tm	Diff	Time of Day
<b>(59) Ralph Jess</b>			
1	1:34.816	+12.455	14:30:45.753
2	1:24.788	+2.427	14:32:10.541
3	1:25.609	+3.248	14:33:36.150
4	1:22.361		14:34:58.511
5	1:22.764	+0.403	14:36:21.275
6	1:24.965	+2.604	14:37:46.240
7	1:22.817	+0.456	14:39:09.057
8	1:24.492	+2.131	14:40:33.549
9	1:25.772	+3.411	14:41:59.321
10	1:23.982	+1.621	14:43:23.303
11	1:25.394	+3.033	14:44:48.697

Lap	Lap Tm	Diff	Time of Day
<b>(13) Raymond Melia</b>			
1	1:31.151	+5.397	14:30:40.483
2	1:26.419	+0.665	14:32:06.902
3	1:28.531	+2.777	14:33:35.433
4	1:27.268	+1.514	14:35:02.701
5	1:26.420	+0.666	14:36:29.121
6	1:25.754		14:37:54.875
7	1:26.010	+0.256	14:39:20.885
8	1:27.618	+1.864	14:40:48.503
9	1:28.728	+2.974	14:42:17.231
10	1:26.539	+0.785	14:43:43.770
11	1:28.430	+2.676	14:45:12.200

Lap	Lap Tm	Diff	Time of Day
<b>(14) Francis Allen</b>			
1	1:35.933	+10.649	14:30:47.054
2	1:26.386	+1.102	14:32:13.440
3	1:26.393	+1.109	14:33:39.833
4	1:26.279	+0.995	14:35:06.112
5	1:25.979	+0.695	14:36:32.091
6	1:26.523	+1.239	14:37:58.614
7	1:26.463	+1.179	14:39:25.077
8	1:30.443	+5.159	14:40:55.520
9	1:26.678	+1.394	14:42:22.198
10	1:27.300	+2.016	14:43:49.498
11	1:25.284		14:45:14.782

Lap	Lap Tm	Diff	Time of Day
<b>(22) David Cousins</b>			
1	1:35.186	+9.254	14:30:46.290
2	1:26.825	+0.893	14:32:13.115
3	1:26.266	+0.334	14:33:39.381
4	1:26.430	+0.498	14:35:05.811
5	1:25.932		14:36:31.743
6	1:26.496	+0.564	14:37:58.239
7	1:26.473	+0.541	14:39:24.712
8	1:29.091	+3.159	14:40:53.803
9	1:28.007	+2.075	14:42:21.810
10	1:28.046	+2.114	14:43:49.856
11	1:28.121	+2.189	14:45:17.977

Lap	Lap Tm	Diff	Time of Day
<b>(173) Gavin Kilkey</b>			
1	1:35.413	+8.835	14:30:45.993
2	1:28.978	+2.400	14:32:14.971
3	1:27.300	+0.722	14:33:42.271

Results provisional until the conclusion of judicial and technical matters

Orbits

Chief Timekeeper: D.Bradfield

Clerk of the Course:

Live timing available at [timing.rhwright.co.uk](http://timing.rhwright.co.uk)

[www.mylaps.com](http://www.mylaps.com)

L



## BARC Bishopscourt Race Meeting

NI Saloons/ITCC/Mazda

Bishopscourt Circuit (N.I) 1.824 miles

NI Saloons/ITCC/Mazda 1 (R15)

08/05/2022 12:40

Race (15:00 Time) started at 14:29:04



Lap	Lap Tm	Diff	Time of Day
4	1:27.533	+0.955	14:35:09.804
5	1:27.541	+0.963	14:36:37.345
6	1:26.578		14:38:03.923
7	1:26.645	+0.067	14:39:30.568
8	1:29.200	+2.622	14:40:59.768
9	1:27.054	+0.476	14:42:26.822
10	1:27.572	+0.994	14:43:54.394
11	1:26.953	+0.375	14:45:21.347

(41) Damian Moran

1	1:36.062	+7.417	14:30:47.643
2	1:28.719	+0.074	14:32:16.362
3	1:28.645		14:33:45.007
4	1:28.925	+0.280	14:35:13.932
5	1:29.106	+0.461	14:36:43.038
6	1:29.999	+1.354	14:38:13.037
7	1:30.794	+2.149	14:39:43.831
8	1:29.564	+0.919	14:41:13.395
9	1:29.400	+0.755	14:42:42.795
10	1:30.360	+1.715	14:44:13.155
11	1:29.866	+1.221	14:45:43.021

(31) Keith Wray

1	1:38.831	+8.413	14:30:49.211
2	1:31.001	+0.583	14:32:20.212
3	1:30.880	+0.462	14:33:51.092
4	1:30.661	+0.243	14:35:21.753
5	1:30.418		14:36:52.171
6	1:36.946	+6.528	14:38:29.117
7	1:32.286	+1.868	14:40:01.403
8	1:32.334	+1.916	14:41:33.737
9	1:32.854	+2.436	14:43:06.591
10	1:30.980	+0.562	14:44:37.571

(58) Colin Morris

1	1:29.707	+9.662	14:30:38.791
2	1:20.657	+0.612	14:31:59.448
3	1:20.654	+0.609	14:33:20.102
4	1:20.045		14:34:40.147
5	1:20.825	+0.780	14:36:00.972
6	1:21.026	+0.981	14:37:21.998
7	1:20.447	+0.402	14:38:42.445
8	1:21.188	+1.143	14:40:03.633
9	1:21.371	+1.326	14:41:25.004
10	1:20.389	+0.344	14:42:45.393
11	1:21.813	+1.768	14:44:07.206

Lap Lap Tm Diff Time of Day

Lap Lap Tm Diff Time of Day

Results provisional until the conclusion of judicial and technical matters

Orbits

Chief Timekeeper: D.Bradfield

Clerk of the Course:

Live timing available at [timing.rhwright.co.uk](http://timing.rhwright.co.uk)

[www.mylaps.com](http://www.mylaps.com)

Licensed to: R.H.Wright Timing



## BARC Bishopscourt Race Meeting


NI Saloons/ITCC/Mazda

Bishopscourt Circuit (N.I) 1.824 miles

NI Saloons/ITCC/Mazda 2 (R25)


08/05/2022 17:20

Race (15:00 Time)



12	41	22
	23	24
11	14	173
	21	22
10	5	59
	19	20
9	633	2
	17	18
8	33	31
	15	16
7	63	212
	13	14
6	18	77
	11	12
5	13	888
	9	10
4	58	93
	7	8
3	97	3
	5	6
2	201	69
	3	4
1	83	138
	1	2

POLE POSITION



Results provisional until the conclusion of judicial and technical matters

Orbits

Chief Timekeeper: D.Bradfield

Clerk of the Course:

Live timing available at [timing.rhwright.co.uk](http://timing.rhwright.co.uk)

[www.mylaps.com](http://www.mylaps.com)

Licensed to: R.H.Wright Timing



## BARC Bishopscourt Race Meeting

Sorted on Laps

NI Saloons/ITCC/Mazda

Bishopscourt Circuit (N.I) 1.824 miles

NI Saloons/ITCC/Mazda 2 (R25)

08/05/2022 17:20

Race (10:00 Time) started at 18:05:41

Pos	No.	Name	Make	Laps	Total Tm	Best Tm	Best Speed	In Lap	Avg. Speed
<b>ITCC</b>									
1	83	Stephen Traub	Honda Integra DC2	8	10:16.690	<b>1:14.904</b>	87.664	2	85.183
2	138	Alan Neill	Mazda Rx7	8	10:23.984	<b>1:16.188</b>	86.187	7	84.187
3	3	Owain Drought	VW Golf 2.0	8	10:29.055	<b>1:16.750</b>	85.556	3	83.508
4	201	Paul Twomey	Nissan Silvia S14	8	10:29.463	<b>1:16.506</b>	85.829	2	83.454
5	97	Adrian Dunne	Citroen Saxo	8	10:38.152	<b>1:18.146</b>	84.027	6	82.318
6	69	Robert Savage	Honda Integra	8	10:50.902	<b>1:18.184</b>	83.986	4	80.705
7	18	Craig Morris	Honda Integra	8	11:15.017	<b>1:21.776</b>	80.297	6	77.822
8	888	Brian Sexton	Mazda Mx5	8	11:18.883	<b>1:22.700</b>	79.400	6	77.379
9	13	Raymond Melia	Toyota Celica	7	10:20.729	<b>1:24.076</b>	78.101	6	74.050
<b>Mazda MX5</b>									
1	22	David Cousins	1.8 Mazda MX5	7	10:19.387	<b>1:26.081</b>	76.282	5	74.210
2	173	Gavin Kilkey	1.8 Mazda MX5	7	10:24.224	<b>1:26.103</b>	76.262	7	73.635
3	14	Francis Allen	1.8 Mazda MX5	7	10:24.764	<b>1:25.812</b>	76.521	5	73.571
4	41	Damian Moran	1.8 Mazda MX5	7	10:52.693	<b>1:28.257</b>	74.401	3	70.423
<b>NI Saloons</b>									
1	63	Peter Baxter	SEAT Leon	8	10:58.139	<b>1:16.425</b>	85.920	8	79.818
2	212	Gareth Blaine	BMW 330Ci	8	11:06.188	<b>1:20.744</b>	81.324	7	78.853
3	59	Ralph Jess	BMW M3	8	11:24.382	<b>1:22.751</b>	79.351	6	76.757
4	2	Greer Wray	BMW 330Ci	7	10:17.861	<b>1:23.843</b>	78.318	5	74.393
5	31	Keith Wray	BMW 330Ci	7	10:52.843	<b>1:29.393</b>	73.455	7	70.407
<b>Not classified</b>									
DNF	33	Donal O'Neill	SEAT Leon	2	3:18.779	<b>1:29.404</b>	73.446	1	66.067

### Announcements

Penalty - Car 69 +10s - Out of Position Start (Q12.14)

Margin of Victory	Avg. Speed	Best Lap Tm	Best Speed	Best Lap by
7.294	85.183	1:14.904	87.664	83 - Stephen Traub

Results provisional until the conclusion of judicial and technical matters

Orbits

Chief Timekeeper: D.Bradfield

Clerk of the Course:

Live timing available at [timing.rhwright.co.uk](http://timing.rhwright.co.uk)

[www.mylaps.com](http://www.mylaps.com)

Licensed to: R.H.Wright Timing



## BARC Bishopscourt Race Meeting


NI Saloons/ITCC/Mazda

Bishopscourt Circuit (N.I) 1.824 miles

NI Saloons/ITCC/Mazda 2 (R25)

08/05/2022 17:20

Race (10:00 Time) started at 18:05:41



Lap	Lap Tm	Diff	Time of Day
<b>(83) Stephen Traub</b>			
1	1:23.793	+8.889	18:07:07.462
2	1:14.904		18:08:22.366
3	1:15.143	+0.239	18:09:37.509
4	1:15.068	+0.164	18:10:52.577
5	1:15.523	+0.619	18:12:08.100
6	1:15.994	+1.090	18:13:24.094
7	1:17.456	+2.552	18:14:41.550
8	1:17.005	+2.101	18:15:58.555
<b>(138) Alan Neill</b>			
1	1:22.572	+8.384	18:07:05.987
2	1:17.648	+1.460	18:08:23.635
3	1:16.594	+0.406	18:09:40.229
4	1:16.471	+0.283	18:10:56.700
5	1:16.455	+0.267	18:12:13.155
6	1:17.954	+1.766	18:13:31.109
7	1:16.188		18:14:47.297
8	1:18.552	+2.364	18:16:05.849
<b>(3) Owain Drought</b>			
1	1:22.235	+5.485	18:07:07.266
2	1:17.794	+1.044	18:08:25.060
3	1:16.750		18:09:41.810
4	1:17.612	+0.862	18:10:59.422
5	1:18.232	+1.482	18:12:17.654
6	1:17.860	+1.110	18:13:35.514
7	1:17.554	+0.804	18:14:53.068
8	1:17.852	+1.102	18:16:10.920
<b>(201) Paul Twomey</b>			
1	1:25.143	+8.637	18:07:09.983
2	1:16.506		18:08:26.489
3	1:16.800	+0.294	18:09:43.289
4	1:16.819	+0.313	18:11:00.108
5	1:18.173	+1.667	18:12:18.281
6	1:17.681	+1.175	18:13:35.962
7	1:18.031	+1.525	18:14:53.993
8	1:17.335	+0.829	18:16:11.328
<b>(97) Adrian Dunne</b>			
1	1:25.219	+7.073	18:07:10.283
2	1:18.229	+0.083	18:08:28.512
3	1:18.393	+0.247	18:09:46.905
4	1:18.230	+0.084	18:11:05.135
5	1:19.339	+1.193	18:12:24.474
6	1:18.146		18:13:42.620
7	1:18.702	+0.556	18:15:01.322
8	1:18.695	+0.549	18:16:20.017
<b>(69) Robert Savage</b>			
1	1:25.174	+6.990	18:07:09.215
2	1:18.443	+0.259	18:08:27.658
3	1:18.739	+0.555	18:09:46.397
4	1:18.184		18:11:04.581
5	1:20.601	+2.417	18:12:25.182
6	1:18.239	+0.055	18:13:43.421
7	1:19.122	+0.938	18:15:02.543
8	1:20.224	+2.040	18:16:22.767
<b>(63) Peter Baxter</b>			
1	1:50.533	+34.108	18:07:37.716
2	1:17.447	+1.022	18:08:55.163
3	1:19.348	+2.923	18:10:14.511
4	1:17.141	+0.716	18:11:31.652
5	1:17.122	+0.697	18:12:48.774
6	1:17.768	+1.343	18:14:06.542
7	1:17.037	+0.612	18:15:23.579
8	1:16.425		18:16:40.004
<b>(212) Gareth Blaine</b>			
1	1:29.765	+9.021	18:07:16.796
2	1:23.533	+2.789	18:08:40.329

Lap	Lap Tm	Diff	Time of Day
3	1:20.977	+0.233	18:10:01.306
4	1:20.823	+0.079	18:11:22.129
5	1:21.274	+0.530	18:12:43.403
6	1:22.894	+2.150	18:14:06.297
7	1:20.744		18:15:27.041
8	1:21.012	+0.268	18:16:48.053
<b>(18) Craig Morris</b>			
1	1:31.696	+9.920	18:07:18.043
2	1:23.768	+1.992	18:08:41.811
3	1:22.420	+0.644	18:10:04.231
4	1:23.562	+1.786	18:11:27.793
5	1:23.019	+1.243	18:12:50.812
6	1:21.776		18:14:12.588
7	1:22.240	+0.464	18:15:34.828
8	1:22.054	+0.278	18:16:56.882
<b>(888) Brian Sexton</b>			
1	1:29.821	+7.121	18:07:15.107
2	1:25.173	+2.473	18:08:40.280
3	1:23.514	+0.814	18:10:03.794
4	1:23.633	+0.933	18:11:27.427
5	1:24.386	+1.686	18:12:51.813
6	1:22.700		18:14:14.513
7	1:22.985	+0.285	18:15:37.498
8	1:23.250	+0.550	18:17:00.748
<b>(59) Ralph Jess</b>			
1	1:33.901	+11.150	18:07:21.812
2	1:22.908	+0.157	18:08:44.720
3	1:23.259	+0.508	18:10:07.979
4	1:22.801	+0.050	18:11:30.780
5	1:23.839	+1.088	18:12:54.619
6	1:22.751		18:14:17.370
7	1:23.958	+1.207	18:15:41.328
8	1:24.919	+2.168	18:17:06.247
<b>(2) Greer Wray</b>			
1	1:41.455	+17.612	18:07:29.013
2	1:25.724	+1.881	18:08:54.737
3	1:26.186	+2.343	18:10:20.923
4	1:25.305	+1.462	18:11:46.228
5	1:23.843		18:13:10.071
6	1:23.896	+0.055	18:14:33.969
7	1:25.757	+1.914	18:15:59.726
<b>(22) David Cousins</b>			
1	1:32.432	+6.351	18:07:20.809
2	1:26.864	+0.783	18:08:47.673
3	1:26.590	+0.509	18:10:14.263
4	1:27.273	+1.192	18:11:41.536
5	1:26.081		18:13:07.617
6	1:27.344	+1.263	18:14:34.961
7	1:26.291	+0.210	18:16:01.252
<b>(13) Raymond Melia</b>			
1	1:38.412	+14.336	18:07:24.331
2	1:30.125	+6.049	18:08:54.456
3	1:27.116	+3.040	18:10:21.572
4	1:26.129	+2.053	18:11:47.701
5	1:25.171	+1.095	18:13:12.872
6	1:24.076		18:14:36.948
7	1:25.646	+1.570	18:16:02.594
<b>(173) Gavin Kilkey</b>			
1	1:36.392	+10.289	18:07:24.132
2	1:28.202	+2.099	18:08:52.334
3	1:28.196	+2.093	18:10:20.530
4	1:26.452	+0.349	18:11:46.982
5	1:26.854	+0.751	18:13:13.836
6	1:26.150	+0.047	18:14:39.986
7	1:26.103		18:16:06.089
<b>(14) Francis Allen</b>			

Lap	Lap Tm	Diff	Time of Day
1	1:37.100	+11.288	18:07:24.975
2	1:27.522	+1.710	18:08:52.497
3	1:29.132	+3.320	18:10:21.629
4	1:26.785	+0.973	18:11:48.414
5	1:25.812		18:13:14.226
6	1:26.326	+0.514	18:14:40.552
7	1:26.077	+0.265	18:16:06.629
<b>(41) Damian Moran</b>			
1	1:48.025	+19.768	18:07:36.674
2	1:29.238	+0.981	18:09:05.912
3	1:28.257		18:10:34.169
4	1:29.635	+1.378	18:12:03.804
5	1:31.133	+2.876	18:13:34.937
6	1:30.973	+2.716	18:15:05.910
7	1:28.648	+0.391	18:16:34.558
<b>(31) Keith Wray</b>			
1	1:41.275	+11.882	18:07:28.824
2	1:32.251	+2.858	18:09:01.075
3	1:32.623	+3.230	18:10:33.698
4	1:29.682	+0.289	18:12:03.380
5	1:30.982	+1.589	18:13:34.362
6	1:30.953	+1.560	18:15:05.315
7	1:29.393		18:16:34.708
<b>(33) Donal O'Neill</b>			
1	1:29.404		18:07:16.208
2	1:44.436	+15.032	18:09:00.644

Results provisional until the conclusion of judicial and technical matters

Orbits

Chief Timekeeper: D.Bradfield

Clerk of the Course:

Live timing available at [timing.rhwright.co.uk](http://timing.rhwright.co.uk)

[www.mylaps.com](http://www.mylaps.com)

Licensed to: R.H.Wright Timing





## BARC Bishopscourt Race Meeting

Sorted on best lap time

Precision Graphics Future Classics/HRCA

Bishopscourt Circuit (N.I) 1.824 miles

Future Classics/ HRCA (Q3)

07/05/2022 15:30

Qualifying started at 16:04:39

Pos	No.	Name	Make	Best Tm	Diff	In Lap	Best Speed	2nd Best	2nd Lap
<b>Future Classics</b>									
1	888	Brian Sexton	Mazda Mx5	1:24.982		1	77.268	1:25.266	3
2	88	Mark Geraghty	Honda Civic	1:25.404	0.422	3	76.886	1:26.603	1
3	82	Aidan Byrne	Toyota Celica Beams	1:25.713	0.731	4	76.609	1:26.767	3
4	33	Paul Flanagan	Renault Clio	1:26.186	1.204	4	76.189	1:26.302	3
5	90	Daniel Byrne	Toyota Corola	1:26.535	1.553	4	75.881	1:26.611	5
6	22	Paddy Howley	Rover 25 GTI	1:26.916	1.934	2	75.549	1:27.417	4
7	57	Ger Byrne	BMW 325i	1:27.042	2.060	2	75.439	1:27.568	5
8	141	Eugene McCann	Mazda Mx5	1:27.051	2.069	2	75.432	1:27.164	5
9	13	Raymond Melia	Toyota Celica	1:27.420	2.438	2	75.113	1:28.101	3
10	23	David Hammond	Fiat Uno SX	1:27.575	2.593	5	74.980	1:27.964	4
11	18	Aaron Linnane	Fiat Punto	1:33.885	8.903	4	69.941	1:35.603	2
12	64	Conor McElmeel	Honda Civic			0	-		0
<b>HRCA</b>									
1	26	David Kelly	Crossle 9S	1:17.744		6	84.462	1:18.456	5
2	28	Gareth Thompson	MGB GT V8	1:20.535	2.791	6	81.535	1:21.208	1
3	21	Bernard Foley	MGB GT V8	1:21.728	3.984	2	80.345	1:22.594	1
4	24	Lewis Dunlop	Lotus Elan	1:27.640	9.896	3	74.925	1:27.641	5
5	188	Conor Cooke	MG Midget	1:27.702	9.958	4	74.872	1:27.793	2
6	16	Tommy Doherty	Ford Capri	1:28.232	10.488	4	74.422	1:30.735	2
7	10	Mark Russell	Jaguar Cjs	1:28.580	10.836	3	74.130		0
8	12	David Griffin	Ford Escort Mk2	1:29.113	11.369	3	73.686	1:29.466	2
9	72	Wolfgang Schnittger	MG Midget	1:29.512	11.768	2	73.358	1:29.832	5
10	47	Clive Brandon	Lotus Europa 62 GTR	1:33.341	15.597	4	70.349	1:35.384	3
11	1	Billy Crosbie	Crossle 9S			0	-		0

Results provisional until the conclusion of judicial and technical matters

Orbits

Chief Timekeeper: D.Bradfield

Clerk of the Course:

Live timing available at [timing.rhwright.co.uk](http://timing.rhwright.co.uk)

[www.mylaps.com](http://www.mylaps.com)

Licensed to: R.H.Wright Timing



## BARC Bishopscourt Race Meeting


Precision Graphics Future Classics/HRCA

Bishopscourt Circuit (N.I) 1.824 miles

Future Classics/ HRCA (Q3)

07/05/2022 15:30

Qualifying started at 16:04:39



Lap	Lap Tm	Diff	Time of Day
<b>(26) David Kelly</b>			
1	1:19.196	+1.452	16:07:17.941
2	1:18.584	+0.840	16:08:36.525
3	1:24.522	+6.778	16:10:01.047
4	1:25.797	+8.053	16:11:26.844
5	1:18.456	+0.712	16:12:45.300
6	1:17.744		16:14:03.044
<b>(28) Gareth Thompson</b>			
1	1:21.208	+0.673	16:07:12.521
2	1:22.122	+1.587	16:08:34.643
3	1:23.795	+3.260	16:09:58.438
4	1:21.571	+1.036	16:11:20.009
5	1:21.542	+1.007	16:12:41.551
6	1:20.535		16:14:02.086
<b>(21) Bernard Foley</b>			
1	1:22.594	+0.866	16:07:11.857
2	1:21.728		16:08:33.585
p3	1:35.255	+13.527	16:10:08.840
<b>(888) Brian Sexton</b>			
1	1:24.982		16:07:41.882
2	1:26.564	+1.582	16:09:08.446
3	1:25.266	+0.284	16:10:33.712
4	1:26.151	+1.169	16:11:59.863
5	1:26.377	+1.395	16:13:26.240
<b>(88) Mark Geraghty</b>			
1	1:26.603	+1.199	16:08:03.610
2	1:36.455	+11.051	16:09:40.065
3	1:25.404		16:11:05.469
p4	1:51.621	+26.217	16:12:57.090
<b>(82) Aidan Byrne</b>			
1	1:28.438	+2.725	16:07:39.674
2	1:26.780	+1.067	16:09:06.454
3	1:26.767	+1.054	16:10:33.221
4	1:25.713		16:11:58.934
5	1:26.922	+1.209	16:13:25.856
<b>(33) Paul Flanagan</b>			
1	1:28.198	+2.012	16:08:03.199
2	1:26.570	+0.384	16:09:29.769
3	1:26.302	+0.116	16:10:56.071
4	1:26.186		16:12:22.257
5	1:26.848	+0.662	16:13:49.105
<b>(90) Daniel Byrne</b>			
1	1:29.330	+2.795	16:07:38.147
2	1:28.342	+1.807	16:09:06.489
3	1:27.539	+1.004	16:10:34.028
4	1:26.535		16:12:00.563
5	1:26.611	+0.076	16:13:27.174
<b>(22) Paddy Howley</b>			
1	1:28.782	+1.866	16:07:43.391
2	1:26.916		16:09:10.307
3	1:28.646	+1.730	16:10:38.953
4	1:27.417	+0.501	16:12:06.370
5	1:28.222	+1.306	16:13:34.592
<b>(57) Ger Byrne</b>			
1	1:30.594	+3.552	16:07:35.045
2	1:27.042		16:09:02.087
3	1:27.715	+0.673	16:10:29.802
4	1:29.570	+2.528	16:11:59.372
5	1:27.568	+0.526	16:13:26.940
<b>(141) Eugene McCann</b>			
1	1:30.928	+3.877	16:07:37.477
2	1:27.051		16:09:04.528
3	1:28.112	+1.061	16:10:32.640

Lap	Lap Tm	Diff	Time of Day
4	1:28.529	+1.478	16:12:01.169
5	1:27.164	+0.113	16:13:28.333
<b>(13) Raymond Melia</b>			
1	1:30.099	+2.679	16:07:55.637
2	1:27.420		16:09:23.057
3	1:28.101	+0.681	16:10:51.158
4	1:28.136	+0.716	16:12:19.294
p5	1:45.254	+17.834	16:14:04.548
<b>(23) David Hammond</b>			
1	1:28.710	+1.135	16:07:54.271
2	1:28.210	+0.635	16:09:22.481
3	1:29.824	+2.249	16:10:52.305
4	1:27.964	+0.389	16:12:20.269
5	1:27.575		16:13:47.844
<b>(24) Lewis Dunlop</b>			
p1	1:39.542	+11.902	16:07:39.228
2	2:03.348	+35.708	16:09:42.576
3	1:27.640		16:11:10.216
4	1:27.742	+0.102	16:12:37.958
5	1:27.641	+0.001	16:14:05.599
<b>(188) Conor Cooke</b>			
1	1:29.543	+1.841	16:07:47.257
2	1:27.793	+0.091	16:09:15.050
3	1:28.264	+0.562	16:10:43.314
4	1:27.702		16:12:11.016
5	1:30.871	+3.169	16:13:41.887
<b>(16) Tommy Doherty</b>			
1	1:32.133	+3.901	16:07:35.407
2	1:30.735	+2.503	16:09:06.142
3	1:31.069	+2.837	16:10:37.211
4	1:28.232		16:12:05.443
5	1:31.706	+3.474	16:13:37.149
<b>(10) Mark Russell</b>			
p1	2:04.754	+36.174	16:08:03.468
2	2:25.832	+57.252	16:10:29.300
3	1:28.580		16:11:57.880
p4	2:03.305	+34.725	16:14:01.185
<b>(12) David Griffin</b>			
1	1:31.582	+2.469	16:07:40.326
2	1:29.466	+0.353	16:09:09.792
3	1:29.113		16:10:38.905
4	1:32.035	+2.922	16:12:10.940
5	1:30.752	+1.639	16:13:41.692
<b>(72) Wolfgang Schnittger</b>			
1	1:33.555	+4.043	16:07:39.065
2	1:29.512		16:09:08.577
3	1:29.997	+0.485	16:10:38.574
4	1:31.541	+2.029	16:12:10.115
5	1:29.832	+0.320	16:13:39.947
<b>(47) Clive Brandon</b>			
1	1:37.828	+4.487	16:08:28.766
2	1:37.328	+3.987	16:10:06.094
3	1:35.384	+2.043	16:11:41.478
4	1:33.341		16:13:14.819
<b>(18) Aaron Linnane</b>			
1	1:38.984	+5.099	16:08:20.298
2	1:35.603	+1.718	16:09:55.901
3	1:35.655	+1.770	16:11:31.566
4	1:33.885		16:13:05.441

Results provisional until the conclusion of judicial and technical matters

Orbits

Chief Timekeeper: D.Bradfield

Clerk of the Course:

Live timing available at [timing.rhwright.co.uk](http://timing.rhwright.co.uk)

[www.mylaps.com](http://www.mylaps.com)

Licensed to: R.H.Wright Timing



## BARC Bishopscourt Race Meeting

Precision Graphics Future Classics/HRCA

Bishopscourt Circuit (N.I) 1.824 miles

Future Classics/HRCA 1 (R12)

08/05/2022 11:30

Race (15:00 Time)

13	18 25	64 26
12	13 23	23 24
11	57 21	141 22
10	90 19	22 20
9	82 17	33 18
8	888 15	88 16
7		14
6	1 13	
5	72 11	47 12
4	10 9	12 10
3	188 7	16 8
2	21 5	24 6
1	26 3	28 4
	1	2

POLE POSITION

Results provisional until the conclusion of judicial and technical matters

Orbits

Chief Timekeeper: D.Bradfield

Clerk of the Course:

Live timing available at [timing.rhwright.co.uk](http://timing.rhwright.co.uk)

[www.mylaps.com](http://www.mylaps.com)

Licensed to: R.H.Wright Timing



## BARC Bishopscourt Race Meeting

Sorted on Laps

Precision Graphics Future Classics/HRCA

Bishopscourt Circuit (N.I) 1.824 miles

Future Classics/HRCA 1 (R12)

08/05/2022 11:30

Race (15:00 Time) started at 12:17:23

Pos	No.	Name	Make	Laps	Total Tm	Best Tm	Best Speed	In Lap	Avg. Speed
<b>Future Classics</b>									
1	88	Mark Geraghty	Honda Civic	12	17:07.653	1:23.492	78.647	12	76.676
2	64	Conor McElmeel	Honda Civic	12	17:08.910	1:23.332	78.798	11	76.583
3	33	Paul Flanagan	Renault Clio	11	15:58.380	1:24.515	77.695	3	75.367
4	82	Aidan Byrne	Toyota Celica Beams	11	16:01.148	1:24.926	77.319	4	75.150
5	888	Brian Sexton	Mazda Mx5	12	17:10.454	1:23.324	78.806	12	76.468
6	141	Eugene McCann	Mazda Mx5	11	16:09.574	1:25.607	76.704	4	74.497
7	57	Ger Byrne	BMW 325i	11	16:10.627	1:26.187	76.188	4	74.416
8	13	Raymond Melia	Toyota Celica	11	16:24.920	1:26.799	75.651	6	73.336
9	23	David Hammond	Fiat Uno SX	11	16:30.514	1:27.683	74.888	6	72.922
10	90	Daniel Byrne	Toyota Corola	12	17:09.566	1:23.678	78.472	10	76.534
11	18	Aaron Linnane	Fiat Punto	10	15:52.244	1:31.170	72.024	9	68.957
<b>Not classified</b>									
DNF	22	Paddy Howley	Rover 25 GTI	4	5:58.222	1:24.724	77.503	4	73.322
<b>HRCA</b>									
1	26	David Kelly	Crossle 9S	12	15:52.087	1:17.772	84.431	2	82.762
2	21	Bernard Foley	MGB GT V8	12	16:12.324	1:19.440	82.659	3	81.040
3	28	Gareth Thompson	MGB GT V8	12	16:14.590	1:19.646	82.445	5	80.851
4	24	Lewis Dunlop	Lotus Elan	12	16:37.683	1:22.135	79.946	4	78.980
5	10	Mark Russell	Jaguar Cjs	11	16:21.752	1:26.236	76.145	7	73.573
6	188	Conor Cooke	MG Midget	11	16:31.118	1:27.397	75.133	10	72.878
7	12	David Griffin	Ford Escort Mk2	11	16:37.481	1:28.204	74.446	7	72.413
8	72	Wolfgang Schnittger	MG Midget	11	16:37.799	1:28.564	74.143	10	72.390
9	16	Tommy Doherty	Ford Capri	11	16:55.764	1:29.326	73.511	11	71.109
10	47	Clive Brandon	Lotus Europa 62 GTR	11	17:04.858	1:29.271	73.556	6	70.478
<b>Not classified</b>									
DNF	1	Billy Crosbie	Crossle 9S					0	

### Announcements

New Track Record (1:23.324) for Future Classics by Brian Sexton.  
 Penalty - Car 90 +50s - Under Barrier Time  
 Penalty - Car 888 +20s - Under Barrier Time  
 Penalty - Car 64 +10s - Under Barrier Time  
 Future Classic results positions amended as per Championship Regulations.

Margin of Victory	Avg. Speed	Best Lap Tm	Best Speed	Best Lap by
20.237	82.762	1:17.772	84.431	26 - David Kelly

Results provisional until the conclusion of judicial and technical matters

Orbits

Chief Timekeeper: D.Bradfield

Clerk of the Course:

Live timing available at [timing.rhwright.co.uk](http://timing.rhwright.co.uk)

[www.mylaps.com](http://www.mylaps.com)

Licensed to: R.H.Wright Timing



## BARC Bishopscourt Race Meeting


Precision Graphics Future Classics/HRCA

Bishopscourt Circuit (N.I) 1.824 miles

Future Classics/HRCA 1 (R12)

08/05/2022 11:30

Race (15:00 Time) started at 12:17:23



Lap	Lap Tm	Diff	Time of Day
<b>(26) David Kelly</b>			
1	1:21.441	+3.669	12:18:46.359
2	1:17.772		12:20:04.131
3	1:17.813	+0.041	12:21:21.944
4	1:18.747	+0.935	12:22:40.691
5	1:18.043	+0.271	12:23:58.734
6	1:20.124	+2.352	12:25:18.858
7	1:20.750	+2.978	12:26:39.608
8	1:19.036	+1.264	12:27:58.644
9	1:19.024	+1.252	12:29:17.668
10	1:19.037	+1.265	12:30:36.705
11	1:19.682	+1.910	12:31:56.387
12	1:18.918	+1.146	12:33:15.305

Lap	Lap Tm	Diff	Time of Day
<b>(21) Bernard Foley</b>			
1	1:28.304	+6.864	12:18:52.226
2	1:19.975	+0.535	12:20:12.201
3	1:19.440		12:21:31.641
4	1:20.637	+1.197	12:22:52.278
5	1:19.693	+0.253	12:24:11.971
6	1:19.786	+0.346	12:25:31.757
7	1:20.031	+0.591	12:26:51.788
8	1:20.745	+1.305	12:28:12.533
9	1:20.047	+0.607	12:29:32.580
10	1:20.216	+0.776	12:30:52.796
11	1:20.464	+1.024	12:32:13.260
12	1:22.282	+2.842	12:33:35.542

Lap	Lap Tm	Diff	Time of Day
<b>(28) Gareth Thompson</b>			
1	1:26.285	+6.639	12:18:51.455
2	1:20.109	+0.463	12:20:11.564
3	1:19.789	+0.143	12:21:31.353
4	1:21.752	+2.106	12:22:53.105
5	1:19.646		12:24:12.751
6	1:20.614	+0.968	12:25:33.365
7	1:20.521	+0.875	12:26:53.886
8	1:20.294	+0.648	12:28:14.180
9	1:20.249	+0.603	12:29:34.429
10	1:21.156	+1.510	12:30:55.585
11	1:21.201	+1.555	12:32:16.786
12	1:21.022	+1.376	12:33:37.808

Lap	Lap Tm	Diff	Time of Day
<b>(24) Lewis Dunlop</b>			
1	1:24.861	+2.726	12:18:50.848
2	1:22.836	+0.701	12:20:13.684
3	1:22.315	+0.180	12:21:35.999
4	1:22.135		12:22:57.934
5	1:22.256	+0.121	12:24:20.190
6	1:23.395	+1.260	12:25:43.585
7	1:23.009	+0.874	12:27:06.594
8	1:23.252	+1.117	12:28:29.846
9	1:23.279	+1.144	12:29:53.125
10	1:22.648	+0.513	12:31:15.773
11	1:22.768	+0.633	12:32:38.541
12	1:22.360	+0.225	12:34:00.901

Lap	Lap Tm	Diff	Time of Day
<b>(88) Mark Geraghty</b>			
1	1:32.143	+8.651	12:19:00.264
2	1:25.156	+1.664	12:20:25.420
3	1:25.582	+2.090	12:21:51.002
4	1:24.515	+1.023	12:23:15.517
5	1:24.634	+1.142	12:24:40.151
6	1:25.103	+1.611	12:26:05.254
7	1:24.643	+1.151	12:27:29.897
8	1:24.334	+0.842	12:28:54.231
9	1:24.290	+0.798	12:30:18.521
10	1:24.788	+1.296	12:31:43.309
11	1:24.070	+0.578	12:33:07.379
12	1:23.492		12:34:30.871

Lap	Lap Tm	Diff	Time of Day
<b>(64) Conor McElmeel</b>			
1	1:31.936	+8.604	12:19:01.981
2	1:24.277	+0.945	12:20:26.258

Lap	Lap Tm	Diff	Time of Day
3	1:25.177	+1.845	12:21:51.435
4	1:25.275	+1.943	12:23:16.710
5	1:25.045	+1.713	12:24:41.755
6	1:24.140	+0.808	12:26:05.895
7	1:24.402	+1.070	12:27:30.297
8	1:24.487	+1.155	12:28:54.784
9	1:25.741	+2.409	12:30:20.525
10	1:24.489	+1.157	12:31:45.014
11	1:23.332		12:33:08.346
12	1:23.782	+0.450	12:34:32.128

Lap	Lap Tm	Diff	Time of Day
<b>(33) Paul Flanagan</b>			
1	1:33.069	+8.554	12:19:01.645
2	1:28.475	+3.960	12:20:30.120
3	1:24.515		12:21:54.635
4	1:25.038	+0.523	12:23:19.673
5	1:25.215	+0.700	12:24:44.888
6	1:26.074	+1.559	12:26:10.962
7	1:25.008	+0.493	12:27:35.970
8	1:25.889	+1.374	12:29:01.859
9	1:26.379	+1.864	12:30:28.238
10	1:26.873	+2.358	12:31:55.111
11	1:26.487	+1.972	12:33:21.598

Lap	Lap Tm	Diff	Time of Day
<b>(82) Aidan Byrne</b>			
1	1:35.244	+10.318	12:19:03.977
2	1:28.156	+3.230	12:20:32.133
3	1:25.333	+0.407	12:21:57.466
4	1:24.926		12:23:22.392
5	1:25.591	+0.665	12:24:47.983
6	1:26.514	+1.588	12:26:14.497
7	1:26.342	+1.416	12:27:40.839
8	1:25.436	+0.510	12:29:06.275
9	1:26.051	+1.125	12:30:32.326
10	1:26.848	+1.922	12:31:59.174
11	1:25.192	+0.266	12:33:24.366

Lap	Lap Tm	Diff	Time of Day
<b>(888) Brian Sexton</b>			
1	1:34.178	+10.854	12:19:02.124
2	1:25.694	+2.370	12:20:27.818
3	1:24.327	+1.003	12:21:52.145
4	1:24.292	+0.968	12:23:16.437
5	1:24.433	+1.109	12:24:40.870
6	1:28.002	+4.678	12:26:08.872
7	1:23.558	+0.234	12:27:32.430
8	1:23.471	+0.147	12:28:55.901
9	1:25.264	+1.940	12:30:21.165
10	1:24.434	+1.110	12:31:45.599
11	1:24.749	+1.425	12:33:10.348
12	1:23.324		12:34:33.672

Lap	Lap Tm	Diff	Time of Day
<b>(141) Eugene McCann</b>			
1	1:36.017	+10.410	12:19:05.305
2	1:27.771	+2.164	12:20:33.076
3	1:26.527	+0.920	12:21:59.603
4	1:25.607		12:23:25.210
5	1:27.243	+1.636	12:24:52.453
6	1:26.829	+1.222	12:26:19.282
7	1:26.696	+1.089	12:27:45.978
8	1:26.239	+0.632	12:29:12.217
9	1:27.698	+2.091	12:30:39.915
10	1:26.434	+0.827	12:32:06.349
11	1:26.443	+0.836	12:33:32.792

Lap	Lap Tm	Diff	Time of Day
<b>(57) Ger Byrne</b>			
1	1:34.484	+8.297	12:19:03.612
2	1:29.248	+3.061	12:20:32.860
3	1:27.281	+1.094	12:22:00.141
4	1:26.187		12:23:26.328
5	1:27.475	+1.288	12:24:53.803
6	1:26.484	+0.297	12:26:20.287
7	1:26.823	+0.636	12:27:47.110
8	1:26.594	+0.407	12:29:13.704
9	1:27.157	+0.970	12:30:40.861

Lap	Lap Tm	Diff	Time of Day
10	1:26.337	+0.150	12:32:07.198
11	1:26.647	+0.460	12:33:33.845

Lap	Lap Tm	Diff	Time of Day
<b>(10) Mark Russell</b>			
1	1:38.538	+12.302	12:19:13.777
2	1:26.849	+0.613	12:20:40.626
3	1:26.721	+0.485	12:22:07.347
4	1:26.252	+0.016	12:23:33.599
5	1:26.690	+0.454	12:25:00.289
6	1:26.811	+0.575	12:26:27.100
7	1:26.236		12:27:53.336
8	1:28.661	+2.425	12:29:21.997
9	1:27.292	+1.056	12:30:49.289
10	1:27.567	+1.331	12:32:16.856
11	1:28.114	+1.878	12:33:44.970

Lap	Lap Tm	Diff	Time of Day
<b>(13) Raymond Melia</b>			
1	1:34.034	+7.235	12:19:04.314
2	1:32.373	+5.574	12:20:36.687
3	1:28.588	+1.789	12:22:05.275
4	1:28.030	+1.231	12:23:33.305
5	1:29.513	+2.714	12:25:02.818
6	1:26.799		12:26:29.617
7	1:28.709	+1.910	12:27:58.326
8	1:27.122	+0.323	12:29:25.448
9	1:27.709	+0.910	12:30:53.157
10	1:27.209	+0.410	12:32:20.366
11	1:27.772	+0.973	12:33:48.138

Lap	Lap Tm	Diff	Time of Day
<b>(23) David Hammond</b>			
1	1:35.169	+7.486	12:19:05.145
2	1:31.405	+3.722	12:20:36.550
3	1:28.245	+0.562	12:22:04.795
4	1:29.750	+2.067	12:23:34.545
5	1:30.781	+3.098	12:25:05.326
6	1:27.683		12:26:33.009
7	1:28.213	+0.530	12:28:01.222
8	1:28.198	+0.515	12:29:29.420
9	1:28.196	+0.513	12:30:57.616
10	1:28.072	+0.389	12:32:25.688
11	1:28.044	+0.361	12:33:53.732

Lap	Lap Tm	Diff	Time of Day
<b>(90) Daniel Byrne</b>			
1	1:33.662	+9.984	12:19:02.401
2	1:27.386	+3.708	12:20:29.787
3	1:23.976	+0.298	12:21:53.763
4	1:23.890	+0.212	12:23:17.653
5	1:23.799	+0.121	12:24:41.452
6	1:25.389	+1.711	12:26:06.841
7	1:23.913	+0.235	12:27:30.754
8	1:24.790	+1.112	12:28:55.544
9	1:24.761	+1.083	12:30:20.305
10	1:23.678		12:31:43.983
11	1:23.811	+0.133	12:33:07.794
12	1:24.990	+1.312	12:34:32.784

Lap	Lap Tm	Diff	Time of Day
<b>(188) Conor Cooke</b>			
1	1:41.699	+14.302	12:19:08.396
2	1:29.374	+1.977	12:20:37.770
3	1:29.392	+1.995	12:22:07.162
4	1:27.993	+0.596	12:23:35.155
5	1:28.848	+1.451	12:25:04.003
6	1:28.110	+0.713	12:26:32.113
7	1:28.632	+1.235	12:28:00.745
8	1:28.344	+0.947	12:29:29.089
9	1:29.837	+2.440	12:30:58.926
10	1:27.397		12:32:26.323
11	1:28.013	+0.616	12:33:54.336

Lap	Lap Tm	Diff	Time of Day
<b>(12) David Griffin</b>			
1	1:34.548	+6.344	12:19:01.557
2	1:33.444	+5.240	12:20:35.001
3	1:28.656	+0.452	12:22:03.657
4	1:29.400	+1.196	12:23:33.057

Results provisional until the conclusion of judicial and technical matters Orbits

Chief Timekeeper: D.Bradfield Clerk of the Course:

Live timing available at [timing.rhwright.co.uk](http://timing.rhwright.co.uk) www.mylaps.com

Printed: 09/05/2022 09:41:55 Licensed to: R.H.Wright Timing



## BARC Bishopscourt Race Meeting

Precision Graphics Future Classics/HRCA

Bishopscourt Circuit (N.I) 1.824 miles

Future Classics/HRCA 1 (R12)

08/05/2022 11:30

Race (15:00 Time) started at 12:17:23



Lap	Lap Tm	Diff	Time of Day
5	1:33.100	+4.896	12:25:06.157
6	1:28.820	+0.616	12:26:34.977
7	1:28.204		12:28:03.181
8	1:28.896	+0.692	12:29:32.077
9	1:29.898	+1.694	12:31:01.975
10	1:28.686	+0.482	12:32:30.661
11	1:30.038	+1.834	12:34:00.699

(72) Wolfgang Schnittger

Lap	Lap Tm	Diff	Time of Day
1	1:39.741	+11.177	12:19:07.168
2	1:30.118	+1.554	12:20:37.286
3	1:29.395	+0.831	12:22:06.681
4	1:30.012	+1.448	12:23:36.693
5	1:30.217	+1.653	12:25:06.910
6	1:28.867	+0.303	12:26:35.777
7	1:29.322	+0.758	12:28:05.099
8	1:29.518	+0.954	12:29:34.617
9	1:28.744	+0.180	12:31:03.361
10	1:28.564		12:32:31.925
11	1:29.092	+0.528	12:34:01.017

(16) Tommy Doherty

Lap	Lap Tm	Diff	Time of Day
1	1:33.915	+4.589	12:19:00.175
2	1:36.833	+7.507	12:20:37.008
3	1:32.765	+3.439	12:22:09.773
4	1:31.454	+2.128	12:23:41.227
5	1:30.798	+1.472	12:25:12.025
6	1:32.753	+3.427	12:26:44.778
7	1:32.310	+2.984	12:28:17.088
8	1:31.358	+2.032	12:29:48.446
9	1:30.491	+1.165	12:31:18.937
10	1:30.719	+1.393	12:32:49.656
11	1:29.326		12:34:18.982

(47) Clive Brandon

Lap	Lap Tm	Diff	Time of Day
1	1:40.564	+11.293	12:19:13.654
2	1:31.782	+2.511	12:20:45.436
3	1:31.815	+2.544	12:22:17.251
4	1:31.705	+2.434	12:23:48.956
5	1:29.755	+0.484	12:25:18.711
6	1:29.271		12:26:47.982
7	1:33.572	+4.301	12:28:21.554
8	1:31.523	+2.252	12:29:53.077
9	1:33.159	+3.888	12:31:26.236
10	1:30.915	+1.644	12:32:57.151
11	1:30.925	+1.654	12:34:28.076

(18) Aaron Linnane

Lap	Lap Tm	Diff	Time of Day
1	1:41.486	+10.316	12:19:12.768
2	1:34.608	+3.438	12:20:47.376
3	1:32.078	+0.908	12:22:19.454
4	1:32.101	+0.931	12:23:51.555
5	1:36.124	+4.954	12:25:27.679
6	1:35.847	+4.677	12:27:03.526
7	1:32.806	+1.636	12:28:36.332
8	1:31.982	+0.812	12:30:08.314
9	1:31.170		12:31:39.484
10	1:35.978	+4.808	12:33:15.462

(22) Paddy Howley

Lap	Lap Tm	Diff	Time of Day
1	1:33.956	+9.232	12:19:03.061
2	1:27.528	+2.804	12:20:30.589
3	1:26.127	+1.403	12:21:56.716
4	1:24.724		12:23:21.440

Lap Lap Tm Diff Time of Day

Lap Lap Tm Diff Time of Day

Results provisional until the conclusion of judicial and technical matters

Orbits

Chief Timekeeper: D.Bradfield

Clerk of the Course:

Live timing available at [timing.rhwright.co.uk](http://timing.rhwright.co.uk)

[www.mylaps.com](http://www.mylaps.com)

Licensed to: R.H.Wright Timing



## BARC Bishopscourt Race Meeting


Precision Graphics Future Classics/HRCA

Bishopscourt Circuit (N.I) 1.824 miles

Future Classics/HRCA 2 (R23)


08/05/2022 16:30

Race (15:00 Time)



13	18 25	64 26
12	23 23	13 24
11	22 21	57 22
10	82 19	141 20
9	88 17	90 18
8	888 15	33 16
7		
6	1 13	14
5	47 11	10 12
4	72 9	16 10
3	188 7	12 8
2	21 5	24 6
1	26 3	28 4
	1	2

POLE POSITION



Results provisional until the conclusion of judicial and technical matters

Orbits

Chief Timekeeper: D.Bradfield

Clerk of the Course:

Live timing available at [timing.rhwright.co.uk](http://timing.rhwright.co.uk)

[www.mylaps.com](http://www.mylaps.com)

Licensed to: R.H.Wright Timing



## BARC Bishops court Race Meeting

Sorted on Laps

Precision Graphics Future Classics/HRCA

Bishops court Circuit (N.I) 1.824 miles

Future Classics/HRCA 2 (R23)

08/05/2022 16:30

Race (10:00 Time) started at 17:26:59

Pos	No.	Name	Make	Laps	Total Tm	Best Tm	Best Speed	In Lap	Avg. Speed
<b>Future Classics</b>									
1	88	Mark Geraghty	Honda Civic	8	11:24.286	1:23.617	78.529	5	76.768
2	90	Daniel Byrne	Toyota Corola	8	11:25.028	1:23.100	79.018	7	76.685
3	64	Conor McElmeel	Honda Civic	8	11:25.271	1:22.728	79.373	8	76.658
4	888	Brian Sexton	Mazda Mx5	8	11:26.063	1:23.007	79.107	8	76.569
5	82	Aidan Byrne	Toyota Celica Beams	8	11:35.477	1:24.592	77.624	3	75.533
6	22	Paddy Howley	Rover 25 GTI	8	11:35.859	1:24.408	77.794	4	75.491
7	33	Paul Flanagan	Renault Clio	8	11:36.787	1:24.133	78.048	3	75.391
8	141	Eugene McCann	Mazda Mx5	8	11:40.808	1:25.067	77.191	5	74.958
9	13	Raymond Melia	Toyota Celica	8	11:48.451	1:25.853	76.484	5	74.149
10	57	Ger Byrne	BMW 325i	8	12:00.378	1:27.153	75.343	2	72.922
11	18	Aaron Linnane	Fiat Punto	7	11:02.476	1:30.450	72.597	5	69.383
<b>Not classified</b>									
DNF	23	David Hammond	Fiat Uno SX	5	7:27.350	1:26.276	76.109	4	73.392
<b>HRCA</b>									
1	26	David Kelly	Crossle 9S	8	10:33.495	1:17.530	84.695	4	82.923
2	28	Gareth Thompson	MGB GT V8	8	10:44.110	1:18.531	83.615	2	81.556
3	21	Bernard Foley	MGB GT V8	8	10:51.494	1:18.728	83.406	2	80.632
4	24	Lewis Dunlop	Lotus Elan	8	11:06.963	1:22.312	79.775	2	78.762
5	188	Conor Cooke	MG Midget	7	11:05.209	1:27.116	75.375	2	69.098
<b>Not classified</b>									
DNS	12	David Griffin	Ford Escort Mk2				-	0	-
DNS	72	Wolfgang Schnittger	MG Midget				-	0	-
DNS	16	Tommy Doherty	Ford Capri				-	0	-
DNS	47	Clive Brandon	Lotus Europa 62 GTR				-	0	-
DNS	10	Mark Russell	Jaguar Cjs				-	0	-
DNS	1	Billy Crosbie	Crossle 9S				-	0	-

### Announcements

New Track Record (1:22.728) for Future Classics by Conor McElmeel.

Margin of Victory	Avg. Speed	Best Lap Tm	Best Speed	Best Lap by
10.615	82.923	1:17.530	84.695	26 - David Kelly

Results provisional until the conclusion of judicial and technical matters

Orbits

Chief Timekeeper: D.Bradfield

Clerk of the Course:

Live timing available at [timing.rhwright.co.uk](http://timing.rhwright.co.uk)

[www.mylaps.com](http://www.mylaps.com)

Licensed to: R.H.Wright Timing





## BARC Bishopscourt Race Meeting


Precision Graphics Future Classics/HRCA

Bishopscourt Circuit (N.I) 1.824 miles

Future Classics/HRCA 2 (R23)

08/05/2022 16:30

Race (10:00 Time) started at 17:26:59



Lap	Lap Tm	Diff	Time of Day
<b>(26) David Kelly</b>			
1	1:21.900	+4.370	17:28:23.448
2	1:17.562	+0.032	17:29:41.010
3	1:17.601	+0.071	17:30:58.611
4	1:17.530		17:32:16.141
5	1:18.113	+0.583	17:33:34.254
6	1:18.696	+1.166	17:34:52.950
7	1:19.740	+2.210	17:36:12.690
8	1:20.582	+3.052	17:37:33.272

Lap	Lap Tm	Diff	Time of Day
<b>(28) Gareth Thompson</b>			
1	1:23.796	+5.265	17:28:25.366
2	1:18.531		17:29:43.897
3	1:18.622	+0.091	17:31:02.519
4	1:19.123	+0.592	17:32:21.642
5	1:19.120	+0.589	17:33:40.762
6	1:20.176	+1.645	17:35:00.938
7	1:21.344	+2.813	17:36:22.282
8	1:21.605	+3.074	17:37:43.887

Lap	Lap Tm	Diff	Time of Day
<b>(21) Bernard Foley</b>			
1	1:25.871	+7.143	17:28:28.193
2	1:18.728		17:29:46.921
3	1:19.805	+1.077	17:31:06.726
4	1:21.547	+2.819	17:32:28.273
5	1:19.838	+1.110	17:33:48.111
6	1:19.878	+1.150	17:35:07.989
7	1:21.067	+2.339	17:36:29.056
8	1:22.215	+3.487	17:37:51.271

Lap	Lap Tm	Diff	Time of Day
<b>(24) Lewis Dunlop</b>			
1	1:25.257	+2.945	17:28:27.817
2	1:22.312		17:29:49.929
3	1:22.853	+0.541	17:31:12.782
4	1:22.649	+0.337	17:32:35.431
5	1:22.870	+0.558	17:33:58.301
6	1:22.740	+0.428	17:35:21.041
7	1:22.831	+0.519	17:36:43.872
8	1:22.868	+0.556	17:38:06.740

Lap	Lap Tm	Diff	Time of Day
<b>(88) Mark Geraghty</b>			
1	1:31.635	+8.018	17:28:36.028
2	1:23.738	+0.121	17:29:59.766
3	1:24.018	+0.401	17:31:23.784
4	1:24.063	+0.446	17:32:47.847
5	1:23.617		17:34:11.464
6	1:23.867	+0.250	17:35:35.331
7	1:24.890	+1.273	17:37:00.221
8	1:23.842	+0.225	17:38:24.063

Lap	Lap Tm	Diff	Time of Day
<b>(90) Daniel Byrne</b>			
1	1:30.627	+7.527	17:28:34.821
2	1:26.234	+3.134	17:30:01.055
3	1:24.470	+1.370	17:31:25.525
4	1:24.366	+1.266	17:32:49.891
5	1:23.766	+0.666	17:34:13.657
6	1:24.669	+1.569	17:35:38.326
7	1:23.100		17:37:01.426
8	1:23.379	+0.279	17:38:24.805

Lap	Lap Tm	Diff	Time of Day
<b>(64) Conor McElmeel</b>			
1	1:30.883	+8.155	17:28:37.249
2	1:23.953	+1.225	17:30:01.202
3	1:23.676	+0.948	17:31:24.878
4	1:23.753	+1.025	17:32:48.631
5	1:23.422	+0.694	17:34:12.053
6	1:24.382	+1.654	17:35:36.435
7	1:25.885	+3.157	17:37:02.320
8	1:22.728		17:38:25.048

Lap	Lap Tm	Diff	Time of Day
<b>(888) Brian Sexton</b>			
1	1:30.866	+7.859	17:28:34.796
2	1:24.507	+1.500	17:29:59.303

Lap	Lap Tm	Diff	Time of Day
3	1:25.169	+2.162	17:31:24.472
4	1:24.774	+1.767	17:32:49.246
5	1:24.632	+1.625	17:34:13.878
6	1:24.792	+1.785	17:35:38.670
7	1:24.163	+1.156	17:37:02.833
8	1:23.007		17:38:25.840

Lap	Lap Tm	Diff	Time of Day
<b>(82) Aidan Byrne</b>			
1	1:32.256	+7.664	17:28:37.092
2	1:24.953	+0.361	17:30:02.045
3	1:24.592		17:31:26.637
4	1:24.863	+0.271	17:32:51.500
5	1:26.068	+1.476	17:34:17.568
6	1:25.270	+0.678	17:35:42.838
7	1:26.171	+1.579	17:37:09.009
8	1:26.245	+1.653	17:38:35.254

Lap	Lap Tm	Diff	Time of Day
<b>(22) Paddy Howley</b>			
1	1:33.264	+8.856	17:28:38.630
2	1:25.409	+1.001	17:30:04.039
3	1:25.096	+0.688	17:31:29.135
4	1:24.408		17:32:53.543
5	1:25.030	+0.622	17:34:18.573
6	1:24.742	+0.334	17:35:43.315
7	1:26.023	+1.615	17:37:09.338
8	1:26.298	+1.890	17:38:35.636

Lap	Lap Tm	Diff	Time of Day
<b>(33) Paul Flanagan</b>			
1	1:31.794	+7.661	17:28:35.902
2	1:27.247	+3.114	17:30:03.149
3	1:24.133		17:31:27.282
4	1:24.758	+0.625	17:32:52.040
5	1:27.348	+3.215	17:34:19.388
6	1:24.643	+0.510	17:35:44.031
7	1:25.726	+1.593	17:37:09.757
8	1:26.807	+2.674	17:38:36.564

Lap	Lap Tm	Diff	Time of Day
<b>(141) Eugene McCann</b>			
1	1:34.133	+9.066	17:28:38.992
2	1:25.531	+0.464	17:30:04.523
3	1:25.200	+0.133	17:31:29.723
4	1:25.313	+0.246	17:32:55.036
5	1:25.067		17:34:20.103
6	1:26.874	+1.807	17:35:46.977
7	1:27.273	+2.206	17:37:14.250
8	1:26.335	+1.268	17:38:40.585

Lap	Lap Tm	Diff	Time of Day
<b>(13) Raymond Melia</b>			
1	1:31.005	+5.152	17:28:39.810
2	1:26.188	+0.335	17:30:05.998
3	1:27.196	+1.343	17:31:33.194
4	1:26.035	+0.182	17:32:59.229
5	1:25.853		17:34:25.082
6	1:26.314	+0.461	17:35:51.396
7	1:26.195	+0.342	17:37:17.591
8	1:30.637	+4.784	17:38:48.228

Lap	Lap Tm	Diff	Time of Day
<b>(57) Ger Byrne</b>			
1	1:33.378	+6.225	17:28:38.376
2	1:27.153		17:30:05.529
3	1:27.495	+0.342	17:31:33.024
4	1:27.232	+0.079	17:33:00.256
5	1:28.978	+1.825	17:34:29.234
6	1:30.035	+2.882	17:35:59.269
7	1:30.556	+3.403	17:37:29.825
8	1:30.330	+3.177	17:39:00.155

Lap	Lap Tm	Diff	Time of Day
<b>(18) Aaron Linnane</b>			
1	1:39.394	+8.944	17:28:47.159
2	1:32.231	+1.781	17:30:19.390
3	1:31.401	+0.951	17:31:50.791
4	1:30.930	+0.480	17:33:21.721
5	1:30.450		17:34:52.171
6	1:33.430	+2.980	17:36:25.601

Results provisional until the conclusion of judicial and technical matters

Orbits

Chief Timekeeper: D.Bradfield

Clerk of the Course:

Live timing available at [timing.rhwright.co.uk](http://timing.rhwright.co.uk)

[www.mylaps.com](http://www.mylaps.com)

Licensed to: R.H.Wright Timing



## BARC Bishops court Race Meeting

Sorted on best lap time

SEAT Supercup & Irish Supercars

Bishops court Circuit (N.I) 1.824 miles

SEAT/Supercars (Q2)

07/05/2022 15:35

Qualifying started at 15:39:24

Pos	No.	Name	Make	Best Tm	Diff	In Lap	Best Speed	2nd Best	2nd Lap
<b>SEAT</b>									
1	48	Graham McDonnell	Seat	<b>1:13.265</b>		8	89.625	1:13.334	3
2	44	Ross Barnes	SEAT Super Cup	<b>1:13.849</b>	0.584	8	88.917	1:13.871	9
3	10	Barry English	Seat	<b>1:13.930</b>	0.665	9	88.819	1:14.086	10
4	16	Gerard Tohill	Seat Leon	<b>1:14.038</b>	0.773	6	88.690	1:14.341	5
5	7	Gary Corcoran	Seat Leon Supercopa	<b>1:14.134</b>	0.869	7	88.575	1:14.594	9
6	33	Brian Berry	Seat leon Leon	<b>1:14.621</b>	1.356	7	87.997	1:15.132	9
7	979	Shane Murphy	Seat Supercup			0	-		0
<b>Supercars</b>									
1	77	Alan Watkins	SHP Supercar	<b>1:16.391</b>		6	85.958	1:16.440	4
2	22	Charlie Linnane	RT 2000	<b>1:17.310</b>	0.919	3	84.936	1:17.546	2
3	333	John Newport	SHP Wildcat T	<b>1:19.941</b>	3.550	8	82.141	1:20.004	5
4	25	Paul McAlinden	SHP Wildcat	<b>1:21.530</b>	5.139	6	80.540	1:21.612	9
5	317	Gary Grattan	Ford Wildcat	<b>1:22.424</b>	6.033	8	79.666	1:22.998	9
6	985	Aaron Brunton	RT2000	<b>1:22.452</b>	6.061	6	79.639	1:22.674	7
7	142	Paul Parr	SHP Wildcat T			0	-		0

Results provisional until the conclusion of judicial and technical matters

Orbits

Chief Timekeeper: D.Bradfield

Clerk of the Course:

Live timing available at [timing.rhwright.co.uk](http://timing.rhwright.co.uk)

[www.mylaps.com](http://www.mylaps.com)

Licensed to: R.H.Wright Timing



## BARC Bishops court Race Meeting

SEAT Supercup & Irish Supercars

Bishops court Circuit (N.I) 1.824 miles

SEAT/Supercars (Q2)

07/05/2022 15:35

Qualifying started at 15:39:24

Lap	Lap Tm	Diff	Time of Day
<b>(48) Graham McDonnell</b>			
1	1:13.883	+0.618	15:41:52.720
2	1:14.169	+0.904	15:43:06.889
3	1:13.334	+0.069	15:44:20.223
4	1:17.269	+4.004	15:45:37.492
5	1:13.757	+0.492	15:46:51.249
p6	1:23.516	+10.251	15:48:14.765
7	2:21.540	+1:08.275	15:50:36.305
8	1:13.265		15:51:49.570
<b>(44) Ross Barnes</b>			
1	1:15.542	+1.693	15:40:39.620
2	1:14.554	+0.705	15:41:54.174
3	1:14.309	+0.460	15:43:08.483
4	1:18.302	+4.453	15:44:26.785
5	1:15.942	+2.093	15:45:42.727
6	1:15.715	+1.866	15:46:58.442
7	1:14.213	+0.364	15:48:12.655
8	1:13.849		15:49:26.504
9	1:13.871	+0.022	15:50:40.375
p10	1:28.669	+14.820	15:52:09.044
<b>(10) Barry English</b>			
1	1:16.696	+2.766	15:41:13.790
2	1:15.881	+1.951	15:42:29.671
3	1:15.020	+1.090	15:43:44.691
4	1:14.685	+0.755	15:44:59.376
5	1:14.658	+0.728	15:46:14.034
6	1:14.629	+0.699	15:47:28.663
7	1:14.190	+0.260	15:48:42.853
8	1:16.214	+2.284	15:49:59.067
9	1:13.930		15:51:12.997
10	1:14.086	+0.156	15:52:27.083
<b>(16) Gerard Tohill</b>			
1	1:18.540	+4.502	15:41:05.374
2	1:15.924	+1.886	15:42:21.298
3	1:14.450	+0.412	15:43:35.748
4	1:14.625	+0.587	15:44:50.373
5	1:14.341	+0.303	15:46:04.714
6	1:14.038		15:47:18.752
7	1:27.071	+13.033	15:48:45.823
8	1:23.096	+9.058	15:50:08.919
9	1:27.083	+13.045	15:51:36.002
<b>(7) Gary Corcoran</b>			
1	1:16.345	+2.211	15:40:42.373
2	1:15.187	+1.053	15:41:57.560
3	1:14.891	+0.757	15:43:12.451
4	1:17.159	+3.025	15:44:29.610
5	1:15.718	+1.584	15:45:45.328
6	1:15.660	+1.526	15:47:00.988
7	1:14.134		15:48:15.122
8	1:20.709	+6.575	15:49:35.831
9	1:14.594	+0.460	15:50:50.425
10	1:14.913	+0.779	15:52:05.338
<b>(33) Brian Berry</b>			
1	1:18.102	+3.481	15:41:06.195
2	1:16.235	+1.614	15:42:22.430
p3	1:33.173	+18.552	15:43:55.603
4	1:47.647	+33.026	15:45:43.250
5	1:19.248	+4.627	15:47:02.498
6	1:15.360	+0.739	15:48:17.858
7	1:14.621		15:49:32.479
8	1:15.215	+0.594	15:50:47.694
9	1:15.132	+0.511	15:52:02.826
<b>(77) Alan Watkins</b>			
1	1:17.892	+1.501	15:41:19.410
2	1:17.167	+0.776	15:42:36.577
3	1:16.726	+0.335	15:43:53.303
4	1:16.440	+0.049	15:45:09.743

Lap	Lap Tm	Diff	Time of Day
5	1:16.935	+0.544	15:46:26.678
6	1:16.391		15:47:43.069
p7	1:44.382	+27.991	15:49:27.451
<b>(22) Charlie Linnane</b>			
1	1:21.408	+4.098	15:41:29.713
2	1:17.546	+0.236	15:42:47.259
3	1:17.310		15:44:04.569
4	1:18.681	+1.371	15:45:23.250
p5	1:31.650	+14.340	15:46:54.900
<b>(333) John Newport</b>			
1	1:22.856	+2.915	15:41:29.148
2	1:21.501	+1.560	15:42:50.649
p3	1:38.792	+18.851	15:44:29.441
4	2:02.138	+42.197	15:46:31.579
5	1:20.004	+0.063	15:47:51.583
6	1:20.518	+0.577	15:49:12.101
7	1:24.688	+4.747	15:50:36.789
8	1:19.941		15:51:56.730
<b>(25) Paul McAlinden</b>			
1	1:28.310	+6.780	15:41:43.088
2	1:24.232	+2.702	15:43:07.320
3	1:24.732	+3.202	15:44:32.052
4	1:21.858	+0.328	15:45:53.910
5	1:22.094	+0.564	15:47:16.004
6	1:21.530		15:48:37.534
7	1:21.906	+0.376	15:49:59.440
8	1:22.126	+0.596	15:51:21.566
9	1:21.612	+0.082	15:52:43.178
<b>(317) Gary Gratian</b>			
1	1:27.164	+4.740	15:41:37.463
2	1:24.702	+2.278	15:43:02.165
3	1:24.857	+2.433	15:44:27.022
4	1:23.695	+1.271	15:45:50.717
5	1:23.555	+1.131	15:47:14.272
6	1:23.010	+0.586	15:48:37.282
7	1:24.753	+2.329	15:50:02.035
8	1:22.424		15:51:24.459
9	1:22.998	+0.574	15:52:47.457
<b>(985) Aaron Brunton</b>			
1	1:24.494	+2.042	15:41:31.486
2	1:23.069	+0.617	15:42:54.555
3	1:23.316	+0.864	15:44:17.871
4	1:23.080	+0.628	15:45:40.951
5	1:24.117	+1.665	15:47:05.068
6	1:22.452		15:48:27.520
7	1:22.674	+0.222	15:49:50.194
8	1:30.465	+8.013	15:51:20.659
9	1:25.767	+3.315	15:52:46.426

Results provisional until the conclusion of judicial and technical matters

Orbits

Chief Timekeeper: D.Bradfield

Clerk of the Course:

Live timing available at [timing.rhwright.co.uk](http://timing.rhwright.co.uk)

[www.mylaps.com](http://www.mylaps.com)

Licensed to: R.H.Wright Timing



## BARC Bishopscourt Race Meeting


SEAT Supercup & Irish Supercars

Bishopscourt Circuit (N.I) 1.824 miles

SEAT/Supercars 1 (R11)


08/05/2022 11:05

Race (15:00 Time)



9	142	
	17	
8	317	985
	15	16
7	333	25
	13	14
6	77	22
	11	12
5		10
	9	
4	979	
	7	8
3	7	33
	5	6
2	10	16
	3	4
1	48	44
	1	2

POLE POSITION



Results provisional until the conclusion of judicial and technical matters

Orbits

Chief Timekeeper: D.Bradfield

Clerk of the Course:

Live timing available at [timing.rhwright.co.uk](http://timing.rhwright.co.uk)

[www.mylaps.com](http://www.mylaps.com)

Licensed to: R.H.Wright Timing



## BARC Bishops court Race Meeting

Sorted on Laps

SEAT Supercup & Irish Supercars

Bishops court Circuit (N.I) 1.824 miles

SEAT/Supercars 1 (R11)

08/05/2022 11:05

Race (15:00 Time) started at 11:53:15

Pos	No.	Name	Make	Laps	Total Tm	Best Tm	Best Speed	In Lap	Avg. Speed
1	970	Shane Murphy	Seat Supercup	13	16:13.330	1:12.614	90.429	6	87.702
2	48	Graham McDonnell	Seat	13	16:15.241	1:13.821	88.950	7	87.530
3	10	Barry English	Seat	13	16:20.056	1:14.432	88.220	8	87.100
4	16	Gerard Tohill	Seat Leon	13	16:20.649	1:13.667	89.136	9	87.048
5	7	Gary Corcoran	Seat Leon Supercopa	13	16:30.739	1:14.537	88.096	7	86.161
6	44	Ross Barnes	SEAT Super Cup	13	16:41.062	1:14.241	88.447	10	85.273
7	77	Alan Watkins	SHP Supercar	13	17:09.431	1:17.379	84.860	10	82.923
8	22	Charlie Linnane	RT 2000	13	17:18.044	1:16.711	85.599	10	82.235
9	985	Aaron Brunton	RT2000	12	16:46.663	1:21.192	80.875	4	78.275
<b>Not classified</b>									
DNF	333	John Newport	SHP Wildcat T	10	14:20.064	1:20.547	81.523	4	76.348
DNF	317	Gary Grattan	Ford Wildcat	7	9:53.750	1:22.708	79.393	7	77.414
DNS	25	Paul McAlinden	SHP Wildcat				-	0	-
DNS	142	Paul Parr	SHP Wildcat T				-	0	-
DQ	33	Brian Berry	Seat leon Leon	13	16:26.191	1:13.941	88.806	9	86.558

### Announcements

Penalty - Car 44 +5s - Exceeding Track Limits (Q12.21.2b)

Exclusion - Car 33 - Ignoring Black Flags (Q12.24.3)

Margin of Victory	Avg. Speed	Best Lap Tm	Best Speed	Best Lap by
1.911	87.702	1:12.614	90.429	970 - Shane Murphy

Results provisional until the conclusion of judicial and technical matters

Orbits

Chief Timekeeper: D.Bradfield

Clerk of the Course:

Live timing available at [timing.rhwright.co.uk](http://timing.rhwright.co.uk)

[www.mylaps.com](http://www.mylaps.com)

Licensed to: R.H.Wright Timing



## BARC Bishopscourt Race Meeting


SEAT Supercup & Irish Supercars

Bishopscourt Circuit (N.I) 1.824 miles

SEAT/Supercars 1 (R11)

08/05/2022 11:05

Race (15:00 Time) started at 11:53:15



Lap	Lap Tm	Diff	Time of Day
<b>(970) Shane Murphy</b>			
1	1:22.106	+9.492	11:54:40.361
2	1:16.491	+3.877	11:55:56.852
3	1:13.422	+0.808	11:57:10.274
4	1:12.795	+0.181	11:58:23.069
5	1:14.679	+2.065	11:59:37.748
6	1:12.614		12:00:50.362
7	1:12.707	+0.093	12:02:03.069
8	1:13.347	+0.733	12:03:16.416
9	1:14.157	+1.543	12:04:30.573
10	1:14.191	+1.577	12:05:44.764
11	1:14.341	+1.727	12:06:59.105
12	1:14.280	+1.666	12:08:13.385
13	1:15.303	+2.689	12:09:28.688

Lap	Lap Tm	Diff	Time of Day
<b>(48) Graham McDonnell</b>			
1	1:19.423	+5.602	11:54:36.156
2	1:14.593	+0.772	11:55:50.749
3	1:14.286	+0.465	11:57:05.035
4	1:14.333	+0.512	11:58:19.368
5	1:14.230	+0.409	11:59:33.598
6	1:14.198	+0.377	12:00:47.796
7	1:13.821		12:02:01.617
8	1:14.373	+0.552	12:03:15.990
9	1:16.060	+2.239	12:04:32.050
10	1:14.483	+0.662	12:05:46.533
11	1:14.780	+0.959	12:07:01.313
12	1:14.353	+0.532	12:08:15.666
13	1:14.933	+1.112	12:09:30.599

Lap	Lap Tm	Diff	Time of Day
<b>(10) Barry English</b>			
1	1:19.879	+5.447	11:54:37.185
2	1:15.300	+0.868	11:55:52.485
3	1:15.035	+0.603	11:57:07.520
4	1:14.619	+0.187	11:58:22.139
5	1:15.400	+0.968	11:59:37.539
6	1:14.554	+0.122	12:00:52.093
7	1:14.953	+0.521	12:02:07.046
8	1:14.432		12:03:21.478
9	1:14.520	+0.088	12:04:35.998
10	1:15.132	+0.700	12:05:51.130
11	1:14.878	+0.446	12:07:06.008
12	1:14.665	+0.233	12:08:20.673
13	1:14.741	+0.309	12:09:35.414

Lap	Lap Tm	Diff	Time of Day
<b>(16) Gerard Tohill</b>			
1	1:22.350	+8.683	11:54:40.028
2	1:17.505	+3.838	11:55:57.533
3	1:15.299	+1.632	11:57:12.832
4	1:14.875	+1.208	11:58:27.707
5	1:15.107	+1.440	11:59:42.814
6	1:14.171	+0.504	12:00:56.985
7	1:14.185	+0.518	12:02:11.170
8	1:13.923	+0.256	12:03:25.093
9	1:13.667		12:04:38.760
10	1:14.081	+0.414	12:05:52.841
11	1:13.990	+0.323	12:07:06.831
12	1:14.405	+0.738	12:08:21.236
13	1:14.771	+1.104	12:09:36.007

Lap	Lap Tm	Diff	Time of Day
<b>(7) Gary Corcoran</b>			
1	1:23.997	+9.480	11:54:41.907
2	1:16.922	+2.385	11:55:58.829
3	1:15.688	+1.151	11:57:14.517
4	1:15.601	+1.064	11:58:30.118
5	1:15.215	+0.678	11:59:45.333
6	1:14.960	+0.423	12:01:00.293
7	1:14.537		12:02:14.830
8	1:14.784	+0.247	12:03:29.614
9	1:14.833	+0.296	12:04:44.447
10	1:14.810	+0.273	12:05:59.257
11	1:15.976	+1.439	12:07:15.233
12	1:14.915	+0.378	12:08:30.148

Lap	Lap Tm	Diff	Time of Day
13	1:15.949	+1.412	12:09:46.097

Lap	Lap Tm	Diff	Time of Day
<b>(44) Ross Barnes</b>			
1	1:24.090	+9.849	11:54:41.046
2	1:17.028	+2.787	11:55:58.074
3	1:15.517	+1.276	11:57:13.591
4	1:16.165	+1.924	11:58:29.756
5	1:15.059	+0.818	11:59:44.815
6	1:14.555	+0.314	12:00:59.370
7	1:14.273	+0.032	12:02:13.643
8	1:14.879	+0.638	12:03:28.522
9	1:14.412	+0.171	12:04:42.934
10	1:14.241		12:05:57.175
11	1:19.355	+5.114	12:07:16.530
12	1:15.939	+1.698	12:08:32.469
13	1:18.951	+4.710	12:09:51.420

Lap	Lap Tm	Diff	Time of Day
<b>(77) Alan Watkins</b>			
1	1:23.789	+6.410	11:54:43.371
2	1:17.491	+0.112	11:56:00.862
3	1:18.346	+0.967	11:57:19.208
4	1:17.675	+0.296	11:58:36.883
5	1:19.000	+1.621	11:59:55.883
6	1:18.985	+1.606	12:01:14.868
7	1:20.217	+2.838	12:02:35.085
8	1:18.627	+1.248	12:03:53.712
9	1:17.974	+0.595	12:05:11.686
10	1:17.379		12:06:29.065
11	1:17.901	+0.522	12:07:46.966
12	1:17.554	+0.175	12:09:04.520
13	1:20.269	+2.890	12:10:24.789

Lap	Lap Tm	Diff	Time of Day
<b>(22) Charlie Linnane</b>			
1	1:23.238	+6.527	11:54:42.647
2	1:17.670	+0.959	11:56:00.317
3	1:17.961	+1.250	11:57:18.278
4	1:26.279	+9.568	11:58:44.557
5	1:17.901	+1.190	12:00:02.458
6	1:18.314	+1.603	12:01:20.772
7	1:18.062	+1.351	12:02:38.834
8	1:17.521	+0.810	12:03:56.355
9	1:17.014	+0.303	12:05:13.369
10	1:16.711		12:06:30.080
11	1:18.076	+1.365	12:07:48.156
12	1:16.766	+0.055	12:09:04.922
13	1:28.480	+11.769	12:10:33.402

Lap	Lap Tm	Diff	Time of Day
<b>(985) Aaron Brunton</b>			
1	1:26.780	+5.588	11:54:47.322
2	1:29.735	+8.543	11:56:17.057
3	1:21.986	+0.794	11:57:39.043
4	1:21.192		11:59:00.235
5	1:23.120	+1.928	12:00:23.355
6	1:21.775	+0.583	12:01:45.130
7	1:21.993	+0.801	12:03:07.123
8	1:22.591	+1.399	12:04:29.714
9	1:24.545	+3.353	12:05:54.259
10	1:24.262	+3.070	12:07:18.521
11	1:21.735	+0.543	12:08:40.256
12	1:21.765	+0.573	12:10:02.021

Lap	Lap Tm	Diff	Time of Day
<b>(333) John Newport</b>			
1	1:26.190	+5.643	11:54:46.221
2	1:20.648	+0.101	11:56:06.869
3	1:22.027	+1.480	11:57:28.896
4	1:20.547		11:58:49.443
5	1:20.717	+0.170	12:00:10.160
6	1:20.995	+0.448	12:01:31.155
7	1:21.417	+0.865	12:02:52.567
8	1:21.692	+1.150	12:04:14.264
9	1:22.602	+2.055	12:05:36.866
p10	1:58.556	+38.009	12:07:35.422

Lap	Lap Tm	Diff	Time of Day
<b>(317) Gary Gratlan</b>			

Results provisional until the conclusion of judicial and technical matters

Orbits

Chief Timekeeper: D.Bradfield

Clerk of the Course:

Live timing available at [timing.rhwright.co.uk](http://timing.rhwright.co.uk)

[www.mylaps.com](http://www.mylaps.com)

Licensed to: R.H.Wright Timing



## BARC Bishopscourt Race Meeting

SEAT Supercup & Irish Supercars

Bishopscourt Circuit (N.I) 1.824 miles

SEAT/Supercars 2 (R22)


08/05/2022 16:05

Race (15:00 Time)



8	25	142
	15	16
7	985	317
	13	14
6	77	333
	11	12
5		22
	9	10
4	33	
	7	8
3	48	970
	5	6
2	16	10
	3	4
1	44	7
	1	2

POLE POSITION



Results provisional until the conclusion of judicial and technical matters

Orbits

Chief Timekeeper: D.Bradfield

Clerk of the Course:

Live timing available at [timing.rhwright.co.uk](http://timing.rhwright.co.uk)

[www.mylaps.com](http://www.mylaps.com)

Licensed to: R.H.Wright Timing



## BARC Bishops court Race Meeting

Sorted on Laps

SEAT Supercup & Irish Supercars

Bishops court Circuit (N.I) 1.824 miles

SEAT/Supercars 2 (R22)

08/05/2022 16:05

Race (10:00 Time) started at 17:09:44

Pos	No.	Name	Make	Laps	Total Tm	Best Tm	Best Speed	In Lap	Avg. Speed
<b>SEAT</b>									
1	44	Ross Barnes	SEAT Super Cup	9	11:10.354	<b>1:12.727</b>	90.288	3	88.159
2	16	Gerard Tohill	Seat Leon	9	11:16.532	<b>1:13.761</b>	89.023	4	87.354
3	10	Barry English	Seat	9	11:18.090	<b>1:13.956</b>	88.788	4	87.153
4	970	Shane Murphy	Seat Supercup	9	11:18.626	<b>1:14.111</b>	88.602	3	87.084
5	48	Graham McDonnell	Seat	9	11:21.560	<b>1:14.221</b>	88.471	2	86.709
6	33	Brian Berry	Seat leon Leon	9	11:22.798	<b>1:14.369</b>	88.295	2	86.552
7	7	Gary Corcoran	Seat Leon Supercopa	9	11:23.355	<b>1:14.204</b>	88.491	2	86.482
<b>Supercars</b>									
1	77	Alan Watkins	SHP Supercar	9	11:37.357	<b>1:16.033</b>	86.363	5	84.745
2	22	Charlie Linnane	RT 2000	9	11:37.895	<b>1:15.787</b>	86.643	5	84.680
3	985	Aaron Brunton	RT2000	8	11:17.336	<b>1:21.081</b>	80.986	3	77.556
4	317	Gary Grattan	Ford Wildcat	8	11:17.349	<b>1:22.941</b>	79.170	7	77.554
<b>Not classified</b>									
DNF	333	John Newport	SHP Wildcat T	2	2:47.391	<b>1:19.848</b>	82.236	2	78.456
DNS	25	Paul McAlinden	SHP Wildcat				-	0	-
DNS	142	Paul Parr	SHP Wildcat T				-	0	-

Margin of Victory	Avg. Speed	Best Lap Tm	Best Speed	Best Lap by
6.178	88.159	1:12.727	90.288	44 - Ross Barnes

Results provisional until the conclusion of judicial and technical matters

Orbits

Chief Timekeeper: D.Bradfield

Clerk of the Course:

Live timing available at [timing.rhwright.co.uk](http://timing.rhwright.co.uk)

[www.mylaps.com](http://www.mylaps.com)

Licensed to: R.H.Wright Timing





## BARC Bishopscourt Race Meeting


SEAT Supercup & Irish Supercars

Bishopscourt Circuit (N.I) 1.824 miles

SEAT/Supercars 2 (R22)

08/05/2022 16:05

Race (10:00 Time) started at 17:09:44



Lap	Lap Tm	Diff	Time of Day
<b>(44) Ross Barnes</b>			
1	1:18.545	+5.818	17:11:04.070
2	1:13.464	+0.737	17:12:17.534
3	1:12.727		17:13:30.261
4	1:13.316	+0.589	17:14:43.577
5	1:13.637	+0.910	17:15:57.214
6	1:14.633	+1.906	17:17:11.847
7	1:13.201	+0.474	17:18:25.048
8	1:14.265	+1.538	17:19:39.313
9	1:15.132	+2.405	17:20:54.445
<b>(16) Gerard Tohill</b>			
1	1:19.262	+5.501	17:11:05.742
2	1:14.134	+0.373	17:12:19.876
3	1:13.793	+0.032	17:13:33.669
4	1:13.761		17:14:47.430
5	1:13.889	+0.128	17:16:01.319
6	1:14.078	+0.317	17:17:15.397
7	1:14.443	+0.682	17:18:29.840
8	1:14.092	+0.331	17:19:43.932
9	1:16.691	+2.930	17:21:00.623
<b>(10) Barry English</b>			
1	1:19.849	+5.893	17:11:06.236
2	1:14.279	+0.323	17:12:20.515
3	1:14.128	+0.172	17:13:34.643
4	1:13.956		17:14:48.599
5	1:15.178	+1.222	17:16:03.777
6	1:15.274	+1.318	17:17:19.051
7	1:14.311	+0.355	17:18:33.362
8	1:14.271	+0.315	17:19:47.633
9	1:14.548	+0.592	17:21:02.181
<b>(970) Shane Murphy</b>			
1	1:19.595	+5.484	17:11:06.457
2	1:14.341	+0.230	17:12:20.798
3	1:14.111		17:13:34.909
4	1:14.257	+0.146	17:14:49.166
5	1:14.573	+0.462	17:16:03.739
6	1:15.734	+1.623	17:17:19.473
7	1:14.256	+0.145	17:18:33.729
8	1:14.421	+0.310	17:19:48.150
9	1:14.567	+0.456	17:21:02.717
<b>(48) Graham McDonnell</b>			
1	1:20.750	+6.529	17:11:07.884
2	1:14.221		17:12:22.105
3	1:14.432	+0.211	17:13:36.537
4	1:14.653	+0.432	17:14:51.190
5	1:15.234	+1.013	17:16:06.424
6	1:15.371	+1.150	17:17:21.795
7	1:14.667	+0.446	17:18:36.462
8	1:14.695	+0.474	17:19:51.157
9	1:14.494	+0.273	17:21:05.651
<b>(33) Brian Berry</b>			
1	1:19.592	+5.223	17:11:07.085
2	1:14.369		17:12:21.454
3	1:14.581	+0.212	17:13:36.035
4	1:14.518	+0.149	17:14:50.553
5	1:15.304	+0.935	17:16:05.857
6	1:15.330	+0.961	17:17:21.187
7	1:14.775	+0.406	17:18:35.962
8	1:14.678	+0.309	17:19:50.640
9	1:16.249	+1.880	17:21:06.889
<b>(7) Gary Corcoran</b>			
1	1:22.928	+8.724	17:11:08.452
2	1:14.204		17:12:22.656
3	1:14.299	+0.095	17:13:36.955
4	1:14.993	+0.789	17:14:51.948
5	1:14.893	+0.689	17:16:06.841
6	1:15.373	+1.169	17:17:22.214

Lap	Lap Tm	Diff	Time of Day
7	1:15.168	+0.964	17:18:37.382
8	1:14.463	+0.259	17:19:51.845
9	1:15.601	+1.397	17:21:07.446
<b>(77) Alan Watkins</b>			
1	1:21.688	+5.655	17:11:10.450
2	1:16.790	+0.757	17:12:27.240
3	1:16.109	+0.076	17:13:43.349
4	1:16.557	+0.524	17:14:59.906
5	1:16.033		17:16:15.939
6	1:16.245	+0.212	17:17:32.184
7	1:16.336	+0.303	17:18:48.520
8	1:16.288	+0.255	17:20:04.808
9	1:16.640	+0.607	17:21:21.448
<b>(22) Charlie Linnane</b>			
1	1:21.759	+5.972	17:11:10.192
2	1:17.485	+1.698	17:12:27.677
3	1:16.578	+0.791	17:13:44.255
4	1:16.572	+0.785	17:15:00.827
5	1:15.787		17:16:16.614
6	1:16.292	+0.505	17:17:32.906
7	1:16.315	+0.528	17:18:49.221
8	1:16.376	+0.589	17:20:05.597
9	1:16.389	+0.602	17:21:21.986
<b>(985) Aaron Brunton</b>			
1	1:24.306	+3.225	17:11:13.693
2	1:21.596	+0.515	17:12:35.289
3	1:21.081		17:13:56.370
4	1:21.559	+0.478	17:15:17.929
5	1:21.539	+0.458	17:16:39.468
6	1:27.628	+6.547	17:18:07.096
7	1:28.235	+7.154	17:19:35.331
8	1:26.096	+5.015	17:21:01.427
<b>(317) Gary Gratian</b>			
1	1:25.949	+3.008	17:11:15.560
2	1:23.489	+0.548	17:12:39.049
3	1:23.757	+0.816	17:14:02.806
4	1:24.124	+1.183	17:15:26.930
5	1:23.454	+0.513	17:16:50.384
6	1:23.619	+0.678	17:18:14.003
7	1:22.941		17:19:36.944
8	1:24.496	+1.555	17:21:01.440
<b>(333) John Newport</b>			
1	1:22.970	+3.122	17:11:11.634
2	1:19.848		17:12:31.482

Results provisional until the conclusion of judicial and technical matters

Orbits

Chief Timekeeper: D.Bradfield

Clerk of the Course:

Live timing available at [timing.rhwright.co.uk](http://timing.rhwright.co.uk)

[www.mylaps.com](http://www.mylaps.com)

Licensed to: R.H.Wright Timing



# R.H.Wright Timing

## BARC Bishopscourt Race Meeting

Sorted on best lap time

Selco.ie Formula Vee

Bishopscourt Circuit (N.I) 1.824 miles

Selco.ie Formula Vee (Q7)

07/05/2022 16:50

Qualifying started at 17:10:30

Pos	No.	Name	Make	Best Tm	Diff	In Lap	Best Speed	2nd Best	2nd Lap
1	99	Jordan Kelly	Formula Vee	<b>1:18.738</b>		2	83.396	1:18.825	7
2	3	Gavin Buckley	Sheane 1998	<b>1:18.898</b>	0.160	7	83.226	1:19.435	6
3	97	Jack Byrne	Formula Vee Leastone	<b>1:18.979</b>	0.241	1	83.141	1:19.806	3
4	43	Donal Downey	Formula Vee JH002	<b>1:18.993</b>	0.255	7	83.126	1:19.477	1
5	1	Anthony Cross	Sheane Vee	<b>1:19.072</b>	0.334	7	83.043	1:19.085	6
6	71	Sean Newsome	Formula Vee Sheane	<b>1:19.133</b>	0.395	6	82.979	1:19.423	3
7	33	Lee Newsome	Sheane FVee.	<b>1:19.151</b>	0.413	6	82.960	1:19.506	5
8	9	Robert Fleming	LOH Sheane	<b>1:20.026</b>	1.288	3	82.053	1:20.191	9
9	85	Michael O'Callaghan	Leastone JH002	<b>1:20.802</b>	2.064	8	81.265	1:20.870	6
10	40	Sean McCallion	Formula Vee Sheane	<b>1:21.169</b>	2.431	8	80.898	1:21.701	7
11	86	Colm O'Loughlen	Formula Vee	<b>1:21.242</b>	2.504	3	80.825	1:21.581	2
12	111	Dan Coyne	Formula Vee VW	<b>1:21.425</b>	2.687	6	80.644	1:22.073	4
13	83	Andrew Keogh	Formula Vee Sheane	<b>1:21.970</b>	3.232	4	80.107	1:22.840	1
14	12	Aaron Murray	Sheane Formula Vee	<b>1:22.025</b>	3.287	6	80.054	1:22.075	7
15	54	Owen Kelly	Sheane Vee	<b>1:22.037</b>	3.299	4	80.042	1:22.267	6
16	20	Ken Browne	Formula vee LOHJ400	<b>1:22.696</b>	3.958	2	79.404	1:23.095	5
17	88	Jonathan Hollywood	Sheane Formula Vee	<b>1:22.722</b>	3.984	1	79.379	1:23.144	2
18	6	Colin Lewis	Leastone JH004	<b>1:24.128</b>	5.390	6	78.052	1:24.308	4
19	38	Eamonn Thornton	Formula Vee Leastone	<b>1:26.301</b>	7.563	6	76.087	1:26.324	7
20	17	Stephen Roche	Formula Vee Sheane	<b>1:26.351</b>	7.613	3	76.043	1:26.714	1
21	114	Brendan Ellis	Leastone Jh004	<b>1:26.732</b>	7.994	1	75.709	1:27.024	2
22	18	Oliver Devlin	Sheane Vee	<b>1:29.055</b>	10.317	4	73.734	1:29.356	5
23	11	Jonathan Mannix	Formula Vee Sheane	<b>1:30.971</b>	12.233	4	72.181	1:31.707	5
24	25	Sylvie Bartlett	Formula Vee Sheane			0	-		0
25	64	Norman May	Sheane 03 Formula Vee			0	-		0

Results provisional until the conclusion of judicial and technical matters

Orbits

Chief Timekeeper: D.Bradfield

Clerk of the Course:

Live timing available at [timing.rhwright.co.uk](http://timing.rhwright.co.uk)

[www.mylaps.com](http://www.mylaps.com)

Licensed to: R.H.Wright Timing



## BARC Bishopscourt Race Meeting

Selco.ie Formula Vee

Bishopscourt Circuit (N.I) 1.824 miles

Selco.ie Formula Vee (Q7)

07/05/2022 16:50

Qualifying started at 17:10:30

Lap	Lap Tm	Diff	Time of Day
<b>(99) Jordan Kelly</b>			
1	1:19.134	+0.396	17:13:08.795
2	1:18.738		17:14:27.533
3	1:20.095	+1.357	17:15:47.628
4	1:18.914	+0.176	17:17:06.542
5	1:19.428	+0.690	17:18:25.970
6	1:27.139	+8.401	17:19:53.109
7	1:18.825	+0.087	17:21:11.934
8	1:23.078	+4.340	17:22:35.012
9	1:32.752	+14.014	17:24:07.764
<b>(3) Gavin Buckley</b>			
1	1:20.794	+1.896	17:13:03.291
2	1:19.591	+0.693	17:14:22.882
3	1:20.850	+1.952	17:15:43.732
4	1:21.407	+2.509	17:17:05.139
5	1:19.901	+1.003	17:18:25.040
6	1:19.435	+0.537	17:19:44.475
7	1:18.898		17:21:03.373
8	1:20.452	+1.554	17:22:23.825
9	1:19.975	+1.077	17:23:43.800
<b>(97) Jack Byrne</b>			
1	1:18.979		17:12:54.507
2	1:20.570	+1.591	17:14:15.077
3	1:19.806	+0.827	17:15:34.883
p4	1:40.248	+21.269	17:17:15.131
<b>(43) Donal Downey</b>			
1	1:19.477	+0.484	17:12:53.853
2	1:20.987	+1.994	17:14:14.840
3	1:20.335	+1.342	17:15:35.175
4	1:19.876	+0.883	17:16:55.051
5	1:19.817	+0.824	17:18:14.868
6	1:25.402	+6.409	17:19:40.270
7	1:18.993		17:20:59.263
8	1:22.358	+3.365	17:22:21.621
9	1:21.333	+2.340	17:23:42.954
<b>(1) Anthony Cross</b>			
1	1:19.593	+0.521	17:13:02.555
2	1:19.555	+0.483	17:14:22.110
3	1:19.233	+0.161	17:15:41.343
4	1:23.214	+4.142	17:17:04.557
5	1:19.951	+0.879	17:18:24.508
6	1:19.085	+0.013	17:19:43.593
7	1:19.072		17:21:02.665
8	1:20.708	+1.636	17:22:23.373
9	1:20.337	+1.265	17:23:43.710
<b>(71) Sean Newsome</b>			
1	1:20.215	+1.082	17:13:10.563
2	1:19.451	+0.318	17:14:30.014
3	1:19.423	+0.290	17:15:49.437
4	1:19.598	+0.465	17:17:09.035
5	1:19.737	+0.604	17:18:28.772
6	1:19.133		17:19:47.905
7	1:20.160	+1.027	17:21:08.065
8	1:41.156	+22.023	17:22:49.221
<b>(33) Lee Newsome</b>			
1	1:20.805	+1.654	17:13:05.287
2	1:19.620	+0.469	17:14:24.907
3	1:19.801	+0.650	17:15:44.708
4	1:22.334	+3.183	17:17:07.042
5	1:19.506	+0.355	17:18:26.548
6	1:19.151		17:19:45.699
7	1:19.961	+0.810	17:21:05.660
8	1:34.804	+15.653	17:22:40.464
9	1:21.350	+2.199	17:24:01.814
<b>(9) Robert Fleming</b>			
1	1:21.217	+1.191	17:12:53.375

Lap	Lap Tm	Diff	Time of Day
<b>(85) Michael O'Callaghan</b>			
1	1:22.075	+1.273	17:12:57.169
2	1:21.471	+0.669	17:14:18.640
3	1:21.339	+0.537	17:15:39.979
4	1:21.834	+1.032	17:17:01.813
5	1:22.436	+1.634	17:18:24.249
6	1:20.870	+0.068	17:19:45.119
7	1:21.470	+0.668	17:21:06.589
8	1:20.802		17:22:27.391
9	1:23.905	+3.103	17:23:51.296
<b>(40) Sean McCullion</b>			
1	1:23.807	+2.638	17:13:25.407
2	1:22.659	+1.490	17:14:48.066
3	1:25.776	+4.607	17:16:13.842
4	1:21.922	+0.753	17:17:35.764
5	1:23.450	+2.281	17:18:59.214
6	1:22.502	+1.333	17:20:21.716
7	1:21.701	+0.532	17:21:43.417
8	1:21.169		17:23:04.586
<b>(86) Colm O'Loghlen</b>			
1	1:22.335	+1.093	17:13:06.347
2	1:21.581	+0.339	17:14:27.928
3	1:21.242		17:15:49.170
4	1:21.977	+0.735	17:17:11.147
5	1:22.168	+0.926	17:18:33.315
6	1:22.953	+1.711	17:19:56.268
7	1:22.298	+1.056	17:21:18.566
8	1:24.962	+3.720	17:22:43.528
9	1:21.830	+0.588	17:24:05.358
<b>(111) Dan Coyne</b>			
1	1:22.730	+1.305	17:16:35.883
2	1:23.669	+2.244	17:17:59.552
3	1:22.654	+1.229	17:19:22.206
4	1:22.073	+0.648	17:20:44.279
5	1:22.754	+1.329	17:22:07.033
6	1:21.425		17:23:28.458
<b>(83) Andrew Keogh</b>			
1	1:22.840	+0.870	17:15:40.089
2	1:24.413	+2.443	17:17:04.502
3	1:23.137	+1.167	17:18:27.639
4	1:21.970		17:19:49.609
5	1:23.854	+1.884	17:21:13.463
6	1:23.852	+1.882	17:22:37.315
7	1:23.698	+1.728	17:24:01.013
<b>(12) Aaron Murray</b>			
1	1:25.539	+3.514	17:13:19.478
2	1:24.455	+2.430	17:14:43.933
3	1:26.957	+4.932	17:16:10.890
4	1:26.686	+4.661	17:17:37.576
5	1:23.553	+1.528	17:19:01.129
6	1:22.025		17:20:23.154
7	1:22.075	+0.050	17:21:45.229
<b>(54) Owen Kelly</b>			
1	1:24.341	+2.304	17:13:25.837
2	1:22.619	+0.582	17:14:48.456
3	1:24.715	+2.678	17:16:13.171
4	1:22.037		17:17:35.208
5	1:24.560	+2.523	17:18:59.768
6	1:22.267	+0.230	17:20:22.035

Lap	Lap Tm	Diff	Time of Day
<b>(20) Ken Browne</b>			
1	1:23.980	+1.284	17:12:57.661
2	1:22.696		17:14:20.357
3	1:24.346	+1.650	17:15:44.703
4	1:23.257	+0.561	17:17:07.960
5	1:23.095	+0.399	17:18:31.055
6	1:25.549	+2.853	17:19:56.604
7	1:24.212	+1.516	17:21:20.816
p8	1:42.701	+20.005	17:23:03.517
<b>(88) Jonathan Hollywood</b>			
1	1:22.722		17:13:14.959
2	1:23.144	+0.422	17:14:38.103
3	1:46.784	+24.062	17:16:24.887
4	1:23.167	+0.445	17:17:48.054
5	1:23.681	+0.959	17:19:11.735
6	1:24.674	+1.952	17:20:36.409
<b>(6) Colin Lewis</b>			
1	1:26.052	+1.924	17:13:32.711
2	1:24.890	+0.762	17:14:57.601
3	1:25.819	+1.691	17:16:23.420
4	1:24.308	+0.180	17:17:47.728
5	1:25.537	+1.409	17:19:13.265
6	1:24.128		17:20:37.393
7	1:24.814	+0.686	17:22:02.207
8	1:25.031	+0.903	17:23:27.238
<b>(38) Eamonn Thornton</b>			
1	1:28.083	+1.782	17:13:29.463
2	1:26.587	+0.286	17:14:56.050
3	1:27.180	+0.879	17:16:23.230
4	1:27.093	+0.792	17:17:50.323
5	1:26.374	+0.073	17:19:16.697
6	1:26.301		17:20:42.998
7	1:26.324	+0.023	17:22:09.322
p8	1:51.927	+25.626	17:24:01.249
<b>(17) Stephen Roche</b>			
1	1:26.714	+0.383	17:17:46.507
2	1:44.913	+18.562	17:19:31.420
3	1:26.351		17:20:57.771
4	1:28.437	+2.086	17:22:26.208
5	1:29.388	+3.037	17:23:55.596
<b>(114) Brendan Ellis</b>			
1	1:26.732		17:13:55.218
2	1:27.024	+0.292	17:15:22.242
3	1:28.174	+1.442	17:16:50.416
p4	2:46.635	+1:19.903	17:19:37.051
<b>(18) Oliver Devin</b>			
1	1:30.104	+1.049	17:13:37.847
2	1:30.777	+1.722	17:15:08.624
3	1:29.777	+0.722	17:16:38.401
4	1:29.055		17:18:07.456
5	1:29.356	+0.301	17:19:36.812
6	1:33.309	+4.254	17:21:10.121
7	1:32.884	+3.829	17:22:43.005
8	1:30.037	+0.982	17:24:13.042
<b>(11) Jonathan Mannix</b>			
1	1:33.053	+2.082	17:16:51.161
2	1:39.358	+8.387	17:18:30.519
3	1:33.375	+2.404	17:20:03.894
4	1:30.971		17:21:34.865
5	1:31.707	+0.736	17:23:06.572

Results provisional until the conclusion of judicial and technical matters

Orbits

Chief Timekeeper: D.Bradfield

Clerk of the Course:

Live timing available at [timing.rhwright.co.uk](http://timing.rhwright.co.uk)

[www.mylaps.com](http://www.mylaps.com)

Licensed to: R.H.Wright Timing



## BARC Bishopscourt Race Meeting


Selco.ie Formula Vee

Bishopscourt Circuit (N.I) 1.824 miles

Formula Vee 1 (R7)


08/05/2022 09:20

Race (15:00 Time)



13	64	25	25
12	11	23	18
11	114	21	17
10	38	19	6
9	88	17	20
8	54	15	12
7	83	13	111
6	86	11	40
5	85	9	9
4	33	7	71
3	1	5	43
2	97	3	3
1	99	1	2

POLE POSITION



Results provisional until the conclusion of judicial and technical matters

Orbits

Chief Timekeeper: D.Bradfield

Clerk of the Course:

Live timing available at [timing.rhwright.co.uk](http://timing.rhwright.co.uk)

[www.mylaps.com](http://www.mylaps.com)

Licensed to: R.H.Wright Timing



## BARC Bishops court Race Meeting

Sorted on Laps

Selco.ie Formula Vee

Bishops court Circuit (N.I) 1.824 miles

Formula Vee 1 (R7)

08/05/2022 09:20

Race (15:00 Time) started at 9:31:31

Pos	No.	Name	Make	Laps	Total Tm	Best Tm	Best Speed	In Lap	Avg. Speed
1	97	Jack Byrne	Formula Vee Leystone	11	14:52.256	1:19.416	82.684	10	80.953
2	1	Anthony Cross	Sheane Vee	11	14:52.530	1:18.733	83.401	11	80.928
3	3	Gavin Buckley	Sheane 1998	11	14:53.032	1:18.808	83.321	11	80.882
4	99	Jordan Kelly	Formula Vee	11	14:54.752	1:18.746	83.387	11	80.727
5	43	Donal Downey	Formula Vee JH002	11	14:57.795	1:19.854	82.230	11	80.453
6	33	Lee Newsome	Sheane FVee.	11	14:58.981	1:19.822	82.263	6	80.347
7	71	Sean Newsome	Formula Vee Sheane	11	15:01.028	1:20.186	81.890	10	80.164
8	85	Michael O'Callaghan	Leystone JH002	11	15:05.358	1:20.434	81.637	6	79.781
9	54	Owen Kelly	Sheane Vee	11	15:18.380	1:21.171	80.896	4	78.650
10	83	Andrew Keogh	Formula Vee Sheane	11	15:42.431	1:22.741	79.361	2	76.643
11	20	Ken Browne	Formula vee LOHJ400	11	15:43.483	1:23.252	78.874	2	76.557
12	12	Aaron Murray	Sheane Formula Vee	11	15:43.705	1:23.700	78.452	6	76.539
13	6	Colin Lewis	Leystone JH004	11	15:46.872	1:24.270	77.921	4	76.283
14	86	Colm O'Loughlen	Formula Vee	11	16:27.019	1:22.095	79.985	4	73.180
15	17	Stephen Roche	Formula Vee Sheane	10	15:30.161	1:27.540	75.010	2	70.594
16	11	Jonathan Mannix	Formula Vee Sheane	10	15:32.955	1:30.238	72.768	6	70.383
17	114	Brendan Ellis	Leystone Jh004	10	16:11.619	1:27.899	74.704	3	67.582

### Not classified

DNF	40	Sean McCallion	Formula Vee Sheane	7	9:39.767	1:20.424	81.647	5	79.282
DNF	38	Eamonn Thornton	Formula Vee Leystone	7	10:53.663	1:24.919	77.325	4	70.319
DNF	9	Robert Fleming	LOH Sheane	6	8:17.000	1:20.873	81.194	5	79.272
DNF	25	Sylvie Bartlett	Formula Vee Sheane	4	7:46.833	1:27.963	74.650	2	56.263
DNF	18	Oliver Devlin	Sheane Vee	2	3:15.179	1:30.742	72.363	1	67.286
DNF	111	Dan Coyne	Formula Vee VW	1	1:32.562	1:27.924	74.683	1	70.941
DNS	88	Jonathan Hollywood	Sheane Formula Vee	-	-	-	-	0	-
DNS	64	Norman May	Sheane 03 Formula Vee	-	-	-	-	0	-

### Announcements

Margin of Victory	Avg. Speed	Best Lap Tm	Best Speed	Best Lap by
0.274	80.953	1:18.733	83.401	1 - Anthony Cross

Results provisional until the conclusion of judicial and technical matters

Orbits

Chief Timekeeper: D.Bradfield

Clerk of the Course:

Live timing available at [timing.rhwright.co.uk](http://timing.rhwright.co.uk)

[www.mylaps.com](http://www.mylaps.com)

Licensed to: R.H.Wright Timing



## BARC Bishopscourt Race Meeting

Selco.ie Formula Vee

Bishopscourt Circuit (N.I) 1.824 miles

Formula Vee 1 (R7)

08/05/2022 09:20

Race (15:00 Time) started at 9:31:31

Lap	Lap Tm	Diff	Time of Day
<b>(97) Jack Byrne</b>			
1	1:27.203	+7.787	9:33:00.409
2	1:20.704	+1.288	9:34:21.113
3	1:21.216	+1.800	9:35:42.329
4	1:20.596	+1.180	9:37:02.925
5	1:20.411	+0.995	9:38:23.336
6	1:20.417	+1.001	9:39:43.753
7	1:20.869	+1.453	9:41:04.622
8	1:20.100	+0.684	9:42:24.722
9	1:19.680	+0.264	9:43:44.402
10	1:19.416		9:45:03.818
11	1:19.572	+0.156	9:46:23.390

Lap	Lap Tm	Diff	Time of Day
<b>(1) Anthony Cross</b>			
1	1:27.618	+8.885	9:33:01.648
2	1:20.498	+1.765	9:34:22.146
3	1:21.099	+2.366	9:35:43.245
4	1:20.958	+2.225	9:37:04.203
5	1:20.285	+1.552	9:38:24.488
6	1:19.638	+0.905	9:39:44.126
7	1:20.781	+2.048	9:41:04.907
8	1:20.658	+1.925	9:42:25.565
9	1:20.010	+1.277	9:43:45.575
10	1:19.356	+0.623	9:45:04.931
11	1:18.733		9:46:23.664

Lap	Lap Tm	Diff	Time of Day
<b>(3) Gavin Buckley</b>			
1	1:27.584	+8.776	9:33:00.257
2	1:21.328	+2.520	9:34:21.585
3	1:21.145	+2.337	9:35:42.730
4	1:20.997	+2.189	9:37:03.727
5	1:19.859	+1.051	9:38:23.586
6	1:19.819	+1.011	9:39:43.405
7	1:21.109	+2.301	9:41:04.514
8	1:20.800	+1.992	9:42:25.314
9	1:21.227	+2.419	9:43:46.541
10	1:18.817	+0.009	9:45:05.358
11	1:18.808		9:46:24.166

Lap	Lap Tm	Diff	Time of Day
<b>(99) Jordan Kelly</b>			
1	1:28.541	+9.795	9:33:00.851
2	1:20.984	+2.238	9:34:21.835
3	1:21.157	+2.411	9:35:42.992
4	1:21.591	+2.845	9:37:04.583
5	1:20.638	+1.892	9:38:25.221
6	1:19.703	+0.957	9:39:44.924
7	1:21.108	+2.362	9:41:06.032
8	1:20.135	+1.389	9:42:26.167
9	1:21.474	+2.728	9:43:47.641
10	1:19.499	+0.753	9:45:07.140
11	1:18.746		9:46:25.886

Lap	Lap Tm	Diff	Time of Day
<b>(43) Donal Downey</b>			
1	1:25.739	+5.885	9:32:59.103
2	1:21.840	+1.986	9:34:20.943
3	1:21.513	+1.659	9:35:42.456
4	1:21.569	+1.715	9:37:04.025
5	1:20.301	+0.447	9:38:24.326
6	1:20.013	+0.159	9:39:44.339
7	1:21.283	+1.429	9:41:05.622
8	1:20.252	+0.398	9:42:25.874
9	1:21.718	+1.864	9:43:47.592
10	1:21.483	+1.629	9:45:09.075
11	1:19.854		9:46:28.929

Lap	Lap Tm	Diff	Time of Day
<b>(33) Lee Newsome</b>			
1	1:26.797	+6.975	9:33:01.290
2	1:20.777	+0.955	9:34:22.067
3	1:21.594	+1.772	9:35:43.661
4	1:21.142	+1.320	9:37:04.803
5	1:20.290	+0.468	9:38:25.093
6	1:19.822		9:39:44.915
7	1:21.173	+1.351	9:41:06.088

Lap	Lap Tm	Diff	Time of Day
8	1:20.632	+0.810	9:42:26.720
9	1:21.205	+1.383	9:43:47.925
10	1:21.514	+1.692	9:45:09.439
11	1:20.676	+0.854	9:46:30.115

Lap	Lap Tm	Diff	Time of Day
<b>(71) Sean Newsome</b>			
1	1:25.728	+5.542	9:32:59.501
2	1:20.827	+0.641	9:34:20.328
3	1:21.490	+1.304	9:35:41.818
4	1:21.508	+1.322	9:37:03.326
5	1:20.897	+0.711	9:38:24.223
6	1:22.562	+2.376	9:39:46.785
7	1:23.380	+3.194	9:41:10.165
8	1:20.705	+0.519	9:42:30.870
9	1:20.611	+0.425	9:43:51.481
10	1:20.186		9:45:11.667
11	1:20.495	+0.309	9:46:32.162

Lap	Lap Tm	Diff	Time of Day
<b>(85) Michael O'Callaghan</b>			
1	1:27.893	+7.459	9:33:02.851
2	1:22.037	+1.603	9:34:24.888
3	1:20.949	+0.515	9:35:45.837
4	1:21.441	+1.007	9:37:07.278
5	1:20.619	+0.185	9:38:27.897
6	1:20.434		9:39:48.331
7	1:22.815	+2.381	9:41:11.146
8	1:21.181	+0.747	9:42:32.327
9	1:21.474	+1.040	9:43:53.801
10	1:20.673	+0.239	9:45:14.474
11	1:22.018	+1.584	9:46:36.492

Lap	Lap Tm	Diff	Time of Day
<b>(54) Owen Kelly</b>			
1	1:28.009	+6.838	9:33:04.840
2	1:22.840	+1.669	9:34:27.680
3	1:21.635	+0.464	9:35:49.315
4	1:21.171		9:37:10.486
5	1:21.387	+0.216	9:38:31.873
6	1:23.023	+1.852	9:39:54.896
7	1:23.929	+2.758	9:41:18.825
8	1:22.779	+1.608	9:42:41.604
9	1:22.346	+1.175	9:44:03.950
10	1:22.790	+1.619	9:45:26.740
11	1:22.774	+1.603	9:46:49.514

Lap	Lap Tm	Diff	Time of Day
<b>(83) Andrew Keogh</b>			
1	1:29.544	+6.803	9:33:05.541
2	1:22.741		9:34:28.282
3	1:24.795	+2.054	9:35:53.077
4	1:23.326	+0.585	9:37:16.403
5	1:25.583	+2.842	9:38:41.986
6	1:25.319	+2.578	9:40:07.305
7	1:26.041	+3.300	9:41:33.346
8	1:24.634	+1.893	9:42:57.980
9	1:25.236	+2.495	9:44:23.216
10	1:25.634	+2.893	9:45:48.850
11	1:24.715	+1.974	9:47:13.565

Lap	Lap Tm	Diff	Time of Day
<b>(20) Ken Browne</b>			
1	1:28.082	+4.830	9:33:04.337
2	1:23.252		9:34:27.589
3	1:24.691	+1.439	9:35:52.280
4	1:23.848	+0.596	9:37:16.128
5	1:26.435	+3.183	9:38:42.563
6	1:24.574	+1.322	9:40:07.137
7	1:25.955	+2.703	9:41:33.092
8	1:24.467	+1.215	9:42:57.599
9	1:25.157	+1.905	9:44:22.716
10	1:26.388	+3.136	9:45:49.104
11	1:25.513	+2.261	9:47:14.617

Lap	Lap Tm	Diff	Time of Day
<b>(12) Aaron Murray</b>			
1	1:29.980	+6.280	9:33:06.264
2	1:24.259	+0.559	9:34:30.523
3	1:25.216	+1.516	9:35:55.739

Lap	Lap Tm	Diff	Time of Day
4	1:24.311	+0.611	9:37:20.050
5	1:24.590	+0.890	9:38:44.640
6	1:23.700		9:40:08.340
7	1:25.726	+2.026	9:41:34.066
8	1:24.601	+0.901	9:42:58.667
9	1:25.013	+1.313	9:44:23.680
10	1:25.897	+2.197	9:45:49.577
11	1:25.262	+1.562	9:47:14.839

Lap	Lap Tm	Diff	Time of Day
<b>(6) Colin Lewis</b>			
1	1:30.907	+6.637	9:33:07.841
2	1:25.632	+1.362	9:34:33.473
3	1:24.682	+0.412	9:35:58.155
4	1:24.270		9:37:22.425
5	1:24.827	+0.557	9:38:47.252
6	1:25.226	+0.956	9:40:12.478
7	1:25.475	+1.205	9:41:37.953
8	1:24.847	+0.577	9:43:02.800
9	1:24.735	+0.465	9:44:27.535
10	1:25.515	+1.245	9:45:53.050
11	1:24.956	+0.686	9:47:18.006

Lap	Lap Tm	Diff	Time of Day
<b>(86) Colm O'Loughlin</b>			
1	1:28.109	+6.014	9:33:03.499
2	1:22.103	+0.008	9:34:25.602
3	1:40.021	+17.926	9:36:05.623
4	1:22.095		9:37:27.718
5	1:22.657	+0.562	9:38:50.375
6	1:46.854	+24.759	9:40:37.229
7	1:34.614	+12.519	9:42:11.843
8	1:24.175	+2.080	9:43:36.018
9	1:23.339	+1.244	9:44:59.357
10	1:22.751	+0.656	9:46:22.108
11	1:36.045	+13.950	9:47:58.153

Lap	Lap Tm	Diff	Time of Day
<b>(17) Stephen Roche</b>			
1	1:42.038	+14.498	9:33:19.880
2	1:27.540		9:34:47.420
3	1:29.141	+1.601	9:36:16.561
4	1:29.203	+1.663	9:37:45.764
5	1:29.954	+2.414	9:39:15.718
6	1:30.667	+3.127	9:40:46.385
7	1:31.555	+4.015	9:42:17.940
8	1:38.179	+10.639	9:43:56.119
9	1:34.009	+6.469	9:45:30.128
10	1:31.167	+3.627	9:47:01.295

Lap	Lap Tm	Diff	Time of Day
<b>(11) Jonathan Mannix</b>			
1	1:35.164	+4.926	9:33:12.941
2	1:31.738	+1.500	9:34:44.679
3	1:33.413	+3.175	9:36:18.092
4	1:30.949	+0.711	9:37:49.041
5	1:30.613	+0.375	9:39:19.654
6	1:30.238		9:40:49.892
7	1:31.800	+1.562	9:42:21.692
8	1:33.886	+3.648	9:43:55.578
9	1:34.789	+4.551	9:45:30.367
10	1:33.722	+3.484	9:47:04.089

Lap	Lap Tm	Diff	Time of Day
<b>(114) Brendan Ellis</b>			
1	1:53.742	+25.843	9:33:31.474
2	1:29.109	+1.210	9:35:00.583
3	1:27.899		9:36:28.482
4	1:38.752	+10.853	9:38:07.234
5	1:30.479	+2.580	9:39:37.713
6	1:41.287	+13.388	9:41:19.000
7	1:36.253	+8.354	9:42:55.253
8	1:36.466	+8.567	9:44:31.719
9	1:36.476	+8.577	9:46:08.195
10	1:34.588	+6.659	9:47:42.753

Lap	Lap Tm	Diff	Time of Day
<b>(40) Sean McCallion</b>			
1	1:27.934	+7.510	9:33:02.778
2	1:21.713	+1.289	9:34:24.491

Results provisional until the conclusion of judicial and technical matters

Orbits

Chief Timekeeper: D.Bradfield

Clerk of the Course:

Live timing available at [timing.rhwright.co.uk](http://timing.rhwright.co.uk)

[www.mylaps.com](http://www.mylaps.com)

Licensed to: R.H.Wright Timing





## BARC Bishopscourt Race Meeting

Selco.ie Formula Vee

Bishopscourt Circuit (N.I) 1.824 miles

Formula Vee 2 (R17)

08/05/2022 14:00

Race (15:00 Time)

13	64	25	25
12	11	23	18
11	114	21	17
10	38	19	6
9	88	17	20
8	83	15	54
7	12	13	111
6	40	11	86
5	85	9	9
4	97	7	33
3	43	5	3
2	71	3	1
1	99	1	2

POLE POSITION

Results provisional until the conclusion of judicial and technical matters

Orbits

Chief Timekeeper: D.Bradfield

Clerk of the Course:

Live timing available at [timing.rhwright.co.uk](http://timing.rhwright.co.uk)

[www.mylaps.com](http://www.mylaps.com)

Licensed to: R.H.Wright Timing





## BARC Bishops court Race Meeting

Sorted on Laps

Selco.ie Formula Vee

Bishops court Circuit (N.I) 1.824 miles

Formula Vee 2 (R17)

08/05/2022 14:00

Race (10:00 Time) started at 15:13:54

Pos	No.	Name	Make	Laps	Total Tm	Best Tm	Best Speed	In Lap	Avg. Speed
1	99	Jordan Kelly	Formula Vee	8	10:40.276	1:19.037	83.080	8	82.045
2	1	Anthony Cross	Sheane Vee	8	10:45.620	1:19.368	82.734	3	81.366
3	3	Gavin Buckley	Sheane 1998	8	10:50.347	1:19.688	82.401	4	80.774
4	97	Jack Byrne	Formula Vee Leystone	8	10:50.926	1:19.167	82.944	4	80.702
5	33	Lee Newsome	Sheane FVee.	8	10:55.627	1:20.090	81.988	2	80.124
6	43	Donal Downey	Formula Vee JH002	8	10:55.989	1:19.641	82.450	5	80.079
7	71	Sean Newsome	Formula Vee Sheane	8	10:56.154	1:19.959	82.122	2	80.059
8	85	Michael O'Callaghan	Leystone JH002	8	10:56.727	1:20.390	81.682	8	79.989
9	9	Robert Fleming	LOH Sheane	8	10:59.713	1:20.628	81.441	5	79.627
10	54	Owen Kelly	Sheane Vee	8	11:11.633	1:21.708	80.364	3	78.214
11	40	Sean McCallion	Formula Vee Sheane	8	11:15.249	1:22.043	80.036	7	77.795
12	111	Dan Coyne	Formula Vee VW	8	11:17.219	1:22.359	79.729	8	77.569
13	12	Aaron Murray	Sheane Formula Vee	8	11:20.479	1:22.841	79.265	6	77.197
14	6	Colin Lewis	Leystone JH004	8	11:24.735	1:23.660	78.489	7	76.718
15	86	Colm O'Loughlen	Formula Vee	8	11:28.773	1:22.557	79.538	3	76.268
16	83	Andrew Keogh	Formula Vee Sheane	8	11:29.793	1:22.808	79.297	7	76.155
17	114	Brendan Ellis	Leystone Jh004	8	11:40.307	1:24.190	77.995	3	75.012
18	18	Oliver Devlin	Sheane Vee	8	12:01.005	1:26.841	75.614	3	72.858
19	11	Jonathan Mannix	Formula Vee Sheane	7	10:51.215	1:30.663	72.426	4	70.583
20	17	Stephen Roche	Formula Vee Sheane	7	10:55.310	1:31.294	71.926	2	70.142
21	64	Norman May	Sheane 03 Formula Vee	7	11:35.006	1:35.139	69.019	2	66.136
<b>Not classified</b>									
DNF	38	Eamonn Thornton	Formula Vee Leystone	5	7:50.624	1:23.992	78.179	3	69.763
DNF	20	Ken Browne	Formula vee LOHJ400				-	0	-
DNF	88	Jonathan Hollywood	Sheane Formula Vee				-	0	-
DNF	25	Sylvie Bartlett	Formula Vee Sheane				-	0	-

Margin of Victory

Avg. Speed

Best Lap Tm

Best Speed

Best Lap by

5.344

82.045

1:19.037

83.080

99 - Jordan Kelly

Results provisional until the conclusion of judicial and technical matters

Orbits

Chief Timekeeper: D.Bradfield

Clerk of the Course:

Live timing available at [timing.rhwright.co.uk](http://timing.rhwright.co.uk)

[www.mylaps.com](http://www.mylaps.com)

Licensed to: R.H.Wright Timing



## BARC Bishopscourt Race Meeting


Selco.ie Formula Vee

Bishopscourt Circuit (N.I) 1.824 miles

Formula Vee 2 (R17)

08/05/2022 14:00

Race (10:00 Time) started at 15:13:54



Lap	Lap Tm	Diff	Time of Day
<b>(99) Jordan Kelly</b>			
1	1:23.886	+4.849	15:15:19.816
2	1:19.481	+0.444	15:16:39.297
3	1:19.279	+0.242	15:17:58.576
4	1:19.255	+0.218	15:19:17.831
5	1:19.232	+0.195	15:20:37.063
6	1:19.527	+0.490	15:21:56.590
7	1:19.145	+0.108	15:23:15.735
8	1:19.037		15:24:34.772

Lap	Lap Tm	Diff	Time of Day
<b>(1) Anthony Cross</b>			
1	1:26.351	+6.983	15:15:22.282
2	1:19.401	+0.033	15:16:41.683
3	1:19.368		15:18:01.051
4	1:19.744	+0.376	15:19:20.795
5	1:19.469	+0.101	15:20:40.264
6	1:19.923	+0.555	15:22:00.187
7	1:19.971	+0.603	15:23:20.158
8	1:19.958	+0.590	15:24:40.116

Lap	Lap Tm	Diff	Time of Day
<b>(3) Gavin Buckley</b>			
1	1:25.463	+5.775	15:15:22.155
2	1:19.995	+0.307	15:16:42.150
3	1:20.442	+0.754	15:18:02.592
4	1:19.688		15:19:22.280
5	1:20.583	+0.895	15:20:42.863
6	1:21.088	+1.400	15:22:03.951
7	1:20.722	+1.034	15:23:24.673
8	1:20.170	+0.482	15:24:44.843

Lap	Lap Tm	Diff	Time of Day
<b>(97) Jack Byrne</b>			
1	1:25.185	+6.018	15:15:22.837
2	1:19.706	+0.539	15:16:42.543
3	1:20.873	+1.706	15:18:03.416
4	1:19.167		15:19:22.583
5	1:20.592	+1.425	15:20:43.175
6	1:20.994	+1.827	15:22:04.169
7	1:20.949	+1.782	15:23:25.118
8	1:20.304	+1.137	15:24:45.422

Lap	Lap Tm	Diff	Time of Day
<b>(33) Lee Newsome</b>			
1	1:26.100	+6.010	15:15:23.325
2	1:20.090		15:16:43.415
3	1:20.576	+0.486	15:18:03.991
4	1:21.045	+0.955	15:19:25.036
5	1:21.006	+0.916	15:20:46.042
6	1:21.900	+1.810	15:22:07.942
7	1:20.999	+0.909	15:23:28.941
8	1:21.182	+1.092	15:24:50.123

Lap	Lap Tm	Diff	Time of Day
<b>(43) Donal Downey</b>			
1	1:24.389	+4.748	15:15:21.652
2	1:19.851	+0.210	15:16:41.503
3	1:26.633	+6.992	15:18:08.136
4	1:20.569	+0.928	15:19:28.705
5	1:19.641		15:20:48.346
6	1:20.611	+0.970	15:22:08.957
7	1:20.494	+0.853	15:23:29.451
8	1:21.034	+1.393	15:24:50.485

Lap	Lap Tm	Diff	Time of Day
<b>(71) Sean Newsome</b>			
1	1:24.701	+4.742	15:15:21.231
2	1:19.959		15:16:41.190
3	1:22.005	+2.046	15:18:03.195
4	1:21.389	+1.430	15:19:24.584
5	1:21.113	+1.154	15:20:45.697
6	1:22.432	+2.473	15:22:08.129
7	1:22.187	+2.228	15:23:30.316
8	1:20.334	+0.375	15:24:50.650

Lap	Lap Tm	Diff	Time of Day
<b>(85) Michael O'Callaghan</b>			
1	1:25.344	+4.954	15:15:23.481
2	1:20.440	+0.050	15:16:43.921

Lap	Lap Tm	Diff	Time of Day
3	1:20.715	+0.325	15:18:04.636
4	1:20.816	+0.426	15:19:25.452
5	1:20.705	+0.315	15:20:46.157
6	1:22.683	+2.293	15:22:08.840
7	1:21.993	+1.603	15:23:30.833
8	1:20.390		15:24:51.223

Lap	Lap Tm	Diff	Time of Day
<b>(9) Robert Fleming</b>			
1	1:27.088	+6.460	15:15:24.923
2	1:21.088	+0.460	15:16:46.011
3	1:22.606	+1.978	15:18:08.617
4	1:20.953	+0.325	15:19:29.570
5	1:20.628		15:20:50.198
6	1:21.437	+0.809	15:22:11.635
7	1:21.393	+0.765	15:23:33.028
8	1:21.181	+0.553	15:24:54.209

Lap	Lap Tm	Diff	Time of Day
<b>(54) Owen Kelly</b>			
1	1:25.422	+3.714	15:15:24.483
2	1:22.743	+1.035	15:16:47.226
3	1:21.708		15:18:08.934
4	1:22.253	+0.545	15:19:31.187
5	1:24.036	+2.328	15:20:55.223
6	1:23.985	+2.277	15:22:19.208
7	1:24.590	+2.882	15:23:43.798
8	1:22.331	+0.623	15:25:06.129

Lap	Lap Tm	Diff	Time of Day
<b>(40) Sean McCallion</b>			
1	1:30.061	+8.018	15:15:28.767
2	1:24.223	+2.180	15:16:52.990
3	1:23.924	+1.881	15:18:16.914
4	1:22.168	+0.125	15:19:39.082
5	1:23.002	+0.959	15:21:02.084
6	1:23.048	+1.005	15:22:25.132
7	1:22.043		15:23:47.175
8	1:22.570	+0.527	15:25:09.745

Lap	Lap Tm	Diff	Time of Day
<b>(111) Dan Coyne</b>			
1	1:29.763	+7.404	15:15:28.542
2	1:24.192	+1.833	15:16:52.734
3	1:24.961	+2.602	15:18:17.695
4	1:23.348	+0.989	15:19:41.043
5	1:23.054	+0.695	15:21:04.097
6	1:22.460	+0.101	15:22:26.557
7	1:22.799	+0.440	15:23:49.356
8	1:22.359		15:25:11.715

Lap	Lap Tm	Diff	Time of Day
<b>(12) Aaron Murray</b>			
1	1:30.544	+7.703	15:15:30.123
2	1:24.532	+1.691	15:16:54.655
3	1:24.019	+1.178	15:18:18.674
4	1:24.183	+1.342	15:19:42.857
5	1:23.197	+0.356	15:21:06.054
6	1:22.841		15:22:28.895
7	1:23.173	+0.332	15:23:52.068
8	1:22.907	+0.066	15:25:14.975

Lap	Lap Tm	Diff	Time of Day
<b>(6) Colin Lewis</b>			
1	1:29.118	+5.458	15:15:29.359
2	1:24.470	+0.810	15:16:53.829
3	1:24.424	+0.764	15:18:18.253
4	1:24.179	+0.519	15:19:42.432
5	1:24.312	+0.652	15:21:06.744
6	1:24.003	+0.343	15:22:30.747
7	1:23.660		15:23:54.407
8	1:24.824	+1.164	15:25:19.231

Lap	Lap Tm	Diff	Time of Day
<b>(86) Colm O'Loughlin</b>			
1	1:26.096	+3.539	15:15:24.322
2	1:39.287	+16.730	15:17:03.609
3	1:22.557		15:18:26.166
4	1:22.902	+0.345	15:19:49.068
5	1:24.073	+1.516	15:21:13.141
6	1:23.829	+1.272	15:22:36.970

Lap	Lap Tm	Diff	Time of Day
7	1:23.387	+0.830	15:24:00.357
8	1:22.912	+0.355	15:25:23.269

Lap	Lap Tm	Diff	Time of Day
<b>(83) Andrew Keogh</b>			
1	1:28.486	+5.678	15:15:27.896
2	1:23.622	+0.814	15:16:51.518
3	1:22.850	+0.042	15:18:14.368
4	1:24.088	+1.280	15:19:38.456
5	1:34.179	+11.371	15:21:12.635
6	1:25.755	+2.947	15:22:38.390
7	1:22.808		15:24:01.198
8	1:23.091	+0.283	15:25:24.289

Lap	Lap Tm	Diff	Time of Day
<b>(114) Brendan Ellis</b>			
1	1:31.774	+7.584	15:15:33.093
2	1:25.775	+1.585	15:16:58.868
3	1:24.190		15:18:23.058
4	1:24.707	+0.517	15:19:47.765
5	1:27.057	+2.867	15:21:14.822
6	1:24.682	+0.492	15:22:39.504
7	1:26.776	+2.586	15:24:06.280
8	1:28.523	+4.333	15:25:34.803

Lap	Lap Tm	Diff	Time of Day
<b>(18) Oliver Devlin</b>			
1	1:32.764	+5.923	15:15:34.661
2	1:28.596	+1.755	15:17:03.257
3	1:26.841		15:18:30.098
4	1:27.394	+0.553	15:19:57.492
5	1:29.158	+2.317	15:21:26.650
6	1:29.383	+2.542	15:22:56.033
7	1:29.615	+2.774	15:24:25.648
8	1:29.853	+3.012	15:25:55.501

Lap	Lap Tm	Diff	Time of Day
<b>(11) Jonathan Mannix</b>			
1	1:33.688	+3.025	15:15:34.252
2	1:32.043	+1.380	15:17:06.295
3	1:31.805	+1.142	15:18:38.100
4	1:30.663		15:20:08.763
5	1:30.747	+0.084	15:21:39.510
6	1:31.319	+0.656	15:23:10.829
7	1:34.882	+4.219	15:24:45.711

Lap	Lap Tm	Diff	Time of Day
<b>(17) Stephen Roche</b>			
1	1:31.354	+0.060	15:15:31.686
2	1:31.294		15:17:02.980
3	1:31.862	+0.568	15:18:34.842
4	1:32.805	+1.511	15:20:07.647
5	1:33.747	+2.453	15:21:41.394
6	1:32.107	+0.813	15:23:13.501
7	1:36.305	+5.011	15:24:49.806

Lap	Lap Tm	Diff	Time of Day
<b>(64) Norman May</b>			
1	1:36.377	+1.238	15:15:38.522
2	1:35.139		15:17:13.661
3	1:43.501	+8.362	15:18:57.162
4	1:36.314	+1.175	15:20:33.476
5	1:41.163	+6.024	15:22:14.639
6	1:37.152	+2.013	15:23:51.791
7	1:37.711	+2.572	15:25:29.502

Lap	Lap Tm	Diff	Time of Day
<b>(38) Eamonn Thornton</b>			
1	1:30.724	+6.732	15:15:30.758
2	1:24.807	+0.815	15:16:55.565
3	1:23.992		15:18:19.557
4	1:24.706	+0.714	15:19:44.263
p5	2:00.857	+36.865	15:21:45.120

Results provisional until the conclusion of judicial and technical matters

Orbits

Chief Timekeeper: D.Bradfield

Clerk of the Course:

Live timing available at [timing.rhwright.co.uk](http://timing.rhwright.co.uk)

[www.mylaps.com](http://www.mylaps.com)

Licensed to: R.H.Wright Timing



## BARC Bishopscourt Race Meeting

Sorted on best lap time

Siltex Safety Fiesta Zetec

Bishopscourt Circuit (N.I) 1.824 miles

Fiesta Zetecs (Q5)

07/05/2022 16:10

Qualifying started at 16:33:05

Pos	No.	Name	Make	Best Tm	Diff	In Lap	Best Speed	2nd Best	2nd Lap
1	52	William Kellett	Ford Fiesta	<b>1:30.549</b>		3	72.518	1:31.415	2
2	54	Collie Barrable	Ford Fiesta	<b>1:30.973</b>	0.424	5	72.180	1:31.104	7
3	37	Ian Fishbourne	Ford Fiesta	<b>1:31.086</b>	0.537	2	72.090	1:31.381	3
4	42	Keith Dawson	Ford Fiesta	<b>1:31.172</b>	0.623	5	72.022	1:31.188	6
5	22	Michael Barrale	Ford Fiesta	<b>1:31.421</b>	0.872	4	71.826	1:31.632	6
6	27	Keith Rabbitt	Ford Fiesta	<b>1:31.488</b>	0.939	6	71.773	1:31.615	4
7	13	Andy Kavanagh	Ford Fiesta	<b>1:31.957</b>	1.408	4	71.407	1:31.987	7
8	137	Pat Masterson	Ford Fiesta	<b>1:32.265</b>	1.716	7	71.169	1:32.439	3
9	44	Bobby Turley	Ford Fiesta	<b>1:32.640</b>	2.091	6	70.881	1:32.922	7
10	4	Kealan Noone	Ford Fiesta	<b>1:32.671</b>	2.122	4	70.857	1:33.008	3
11	10	Aimee Woods	Ford Fiesta	<b>1:32.680</b>	2.131	5	70.850	1:32.945	3
12	3	Michael Kehoe	Ford Fiesta	<b>1:32.697</b>	2.148	4	70.837	1:32.716	3
13	55	Richie Byrne	Ford Fiesta	<b>1:32.768</b>	2.219	5	70.783	1:32.975	7
14	66	James Byrne	Ford Fiesta	<b>1:33.084</b>	2.535	7	70.543	1:33.791	3
15	92	Eduardo Gonzaga	Ford Fiesta	<b>1:33.103</b>	2.554	6	70.528	1:34.080	1
16	18	Laurence Whelan	Ford Fiesta	<b>1:33.158</b>	2.609	5	70.487	1:33.446	4
17	97	Kelsey Kirby	Ford Fiesta	<b>1:33.798</b>	3.249	6	70.006	1:34.365	5
18	33	Kaleb Shanley	Ford Fiesta	<b>1:33.987</b>	3.438	5	69.865	1:34.300	6
19	188	Brian Hutton	Ford Fiesta	<b>1:34.101</b>	3.552	7	69.780	1:34.167	5
20	45	Sam Keogh	Ford Fiesta	<b>1:34.677</b>	4.128	5	69.356	1:35.009	4
21	353	Luke Noone	Ford Fiesta	<b>1:35.048</b>	4.499	2	69.085	1:35.577	7
22	96	Keith Lenihan	Ford Fiesta	<b>1:37.130</b>	6.581	7	67.604	1:37.799	3
23	11	Sean Glynn	Ford Fiesta			0	-		0
24	48	Alan Dawson	Ford Fiesta			0	-		0
25	69	Zach Bambrick	Ford Fiesta			0	-		0

Results provisional until the conclusion of judicial and technical matters

Orbits

Chief Timekeeper: D.Bradfield

Clerk of the Course:

Live timing available at [timing.rhwright.co.uk](http://timing.rhwright.co.uk)

[www.mylaps.com](http://www.mylaps.com)

Licensed to: R.H.Wright Timing



## BARC Bishopscourt Race Meeting

Siltex Safety Fiesta Zetec

Bishopscourt Circuit (N.I) 1.824 miles

Fiesta Zetecs (Q5)

07/05/2022 16:10

Qualifying started at 16:33:05

Lap	Lap Tm	Diff	Time of Day
<b>(52) William Kellett</b>			
1	1:31.543	+0.994	16:36:12.148
2	1:31.415	+0.866	16:37:43.563
3	1:30.549		16:39:14.112
p4	1:38.086	+7.537	16:40:52.198
<b>(54) Collie Barrable</b>			
1	1:32.891	+1.918	16:36:20.900
2	1:32.137	+1.164	16:37:53.037
3	1:31.215	+0.242	16:39:24.252
4	1:31.654	+0.681	16:40:55.906
5	1:30.973		16:42:26.879
6	1:31.416	+0.443	16:43:58.295
7	1:31.104	+0.131	16:45:29.399
<b>(37) Ian Fishbourne</b>			
1	1:31.787	+0.701	16:36:14.869
2	1:31.086		16:37:45.955
3	1:31.381	+0.295	16:39:17.336
4	1:35.997	+4.911	16:40:53.333
5	1:32.046	+0.960	16:42:25.379
6	1:31.682	+0.596	16:43:57.061
7	1:31.409	+0.323	16:45:28.470
<b>(42) Keith Dawson</b>			
1	1:32.995	+1.823	16:36:18.881
2	1:32.275	+1.103	16:37:51.156
3	1:32.079	+0.907	16:39:23.235
4	1:32.100	+0.928	16:40:55.335
5	1:31.172		16:42:26.507
6	1:31.188	+0.016	16:43:57.695
7	1:31.240	+0.068	16:45:28.935
<b>(22) Michael Barrale</b>			
1	1:33.509	+2.088	16:36:18.684
2	1:34.494	+3.073	16:37:53.178
3	1:32.155	+0.734	16:39:25.333
4	1:31.421		16:40:56.754
5	1:32.055	+0.634	16:42:28.809
6	1:31.632	+0.211	16:44:00.441
7	1:32.114	+0.693	16:45:32.555
<b>(27) Keith Rabbitt</b>			
1	1:33.769	+2.281	16:36:13.428
2	1:32.042	+0.554	16:37:45.470
3	1:31.692	+0.204	16:39:17.162
4	1:31.615	+0.127	16:40:48.777
5	1:32.048	+0.560	16:42:20.825
6	1:31.488		16:43:52.313
7	1:32.053	+0.565	16:45:24.366
<b>(13) Andy Kavanagh</b>			
1	1:33.294	+1.337	16:36:02.949
2	1:32.121	+0.164	16:37:35.070
3	1:32.473	+0.516	16:39:07.543
4	1:31.957		16:40:39.500
5	1:32.027	+0.070	16:42:11.527
6	1:33.124	+1.167	16:43:44.651
7	1:31.987	+0.030	16:45:16.638
<b>(137) Pat Masterson</b>			
1	1:34.350	+2.085	16:36:55.043
2	1:33.223	+0.958	16:38:28.266
3	1:32.439	+0.174	16:40:00.705
4	1:36.310	+4.045	16:41:37.015
5	1:32.835	+0.570	16:43:09.850
6	1:32.533	+0.268	16:44:42.383
7	1:32.265		16:46:14.648
<b>(44) Bobby Turley</b>			
1	1:36.447	+3.807	16:36:31.788
2	1:34.456	+1.816	16:38:06.244
3	1:33.465	+0.825	16:39:39.709

Lap	Lap Tm	Diff	Time of Day
4	1:33.791	+1.151	16:41:13.500
5	1:33.170	+0.530	16:42:46.670
6	1:32.640		16:44:19.310
7	1:32.922	+0.282	16:45:52.232
<b>(4) Kealan Noone</b>			
1	1:34.011	+1.340	16:36:27.238
2	1:34.789	+2.118	16:38:02.027
3	1:33.008	+0.337	16:39:35.035
4	1:32.671		16:41:07.706
5	1:34.600	+1.929	16:42:42.306
6	1:52.695	+20.024	16:44:35.001
7	1:34.174	+1.503	16:46:09.175
<b>(10) Aimee Woods</b>			
1	1:33.284	+0.604	16:36:20.545
2	1:33.495	+0.815	16:37:54.040
3	1:32.945	+0.265	16:39:26.985
4	1:32.989	+0.309	16:40:59.974
5	1:32.680		16:42:32.654
6	1:33.334	+0.654	16:44:05.988
7	1:33.545	+0.865	16:45:39.533
<b>(3) Michael Kehoe</b>			
1	1:33.933	+1.236	16:36:28.110
2	1:33.671	+0.974	16:38:01.781
3	1:32.716	+0.019	16:39:34.497
4	1:32.697		16:41:07.194
5	1:35.283	+2.586	16:42:42.777
6	1:33.370	+0.673	16:44:15.847
7	1:33.524	+0.827	16:45:49.371
<b>(55) Richie Byrne</b>			
1	1:34.607	+1.839	16:36:24.709
2	1:33.265	+0.497	16:37:57.974
3	1:34.303	+1.535	16:39:32.277
4	1:33.173	+0.405	16:41:05.450
5	1:32.768		16:42:38.218
6	1:33.161	+0.393	16:44:11.379
7	1:32.975	+0.207	16:45:44.354
<b>(66) James Byrne</b>			
1	1:35.490	+2.406	16:36:26.211
2	1:33.821	+0.737	16:38:00.032
3	1:33.791	+0.707	16:39:33.823
4	1:35.485	+2.401	16:41:09.308
5	1:33.857	+0.773	16:42:43.165
6	1:34.617	+1.533	16:44:17.782
7	1:33.084		16:45:50.866
<b>(92) Eduardo Gonzaga</b>			
1	1:34.080	+0.977	16:36:40.978
2	1:45.202	+12.099	16:38:26.180
3	1:37.471	+4.368	16:40:03.651
4	1:34.348	+1.245	16:41:37.999
5	1:38.886	+5.783	16:43:16.885
6	1:33.103		16:44:49.988
<b>(18) Laurence Whelan</b>			
1	1:36.385	+3.227	16:37:10.570
2	1:38.706	+5.548	16:38:49.276
3	1:33.905	+0.747	16:40:23.181
4	1:33.446	+0.288	16:41:56.627
5	1:33.158		16:43:29.785
6	1:34.202	+1.044	16:45:03.987
7	2:00.903	+27.745	16:47:04.890
<b>(97) Kelsey Kirby</b>			
1	1:35.877	+2.079	16:36:47.366
2	1:35.320	+1.522	16:38:22.686
3	1:35.061	+1.263	16:39:57.747
4	1:39.949	+6.151	16:41:37.696
5	1:34.365	+0.567	16:43:12.061
6	1:33.798		16:44:45.859

Lap	Lap Tm	Diff	Time of Day
7	1:55.773	+21.975	16:46:41.632
<b>(33) Kaleb Shanley</b>			
1	1:40.015	+6.028	16:37:09.830
2	1:35.659	+1.672	16:38:45.489
3	1:35.052	+1.065	16:40:20.541
4	1:34.494	+0.507	16:41:55.035
5	1:33.987		16:43:29.022
6	1:34.300	+0.313	16:45:03.322
7	1:53.594	+19.607	16:46:56.916
<b>(188) Brian Hutton</b>			
1	1:35.936	+1.835	16:36:40.152
2	1:37.202	+3.101	16:38:17.354
3	1:35.351	+1.250	16:39:52.705
4	1:35.313	+1.212	16:41:28.018
5	1:34.167	+0.066	16:43:02.185
6	1:35.185	+1.084	16:44:37.370
7	1:34.101		16:46:11.471
<b>(45) Sam Keogh</b>			
1	1:39.353	+4.676	16:36:39.827
2	1:38.594	+3.917	16:38:18.421
3	1:35.308	+0.631	16:39:53.729
4	1:35.009	+0.332	16:41:28.738
5	1:34.677		16:43:03.415
6	1:35.477	+0.800	16:44:38.892
7	1:35.398	+0.721	16:46:14.290
<b>(353) Luke Noone</b>			
1	1:36.165	+1.117	16:36:32.959
2	1:35.048		16:38:08.007
3	1:36.084	+1.036	16:39:44.091
4	1:35.934	+0.886	16:41:20.025
5	1:36.013	+0.965	16:42:56.038
6	1:35.639	+0.591	16:44:31.677
7	1:35.577	+0.529	16:46:07.254
<b>(96) Keith Lenihan</b>			
1	1:39.972	+2.842	16:36:39.271
2	1:39.819	+2.689	16:38:19.090
3	1:37.799	+0.669	16:39:56.889
4	1:43.588	+6.458	16:41:40.477
5	1:39.699	+2.569	16:43:20.176
6	1:37.859	+0.729	16:44:58.035
7	1:37.130		16:46:35.165

Results provisional until the conclusion of judicial and technical matters

Orbits

Chief Timekeeper: D.Bradfield

Clerk of the Course:

Live timing available at [timing.rhwright.co.uk](http://timing.rhwright.co.uk)

[www.mylaps.com](http://www.mylaps.com)

Licensed to: R.H.Wright Timing



## BARC Bishopscourt Race Meeting


Siltex Safety Fiesta Zetec

Bishopscourt Circuit (N.I) 1.824 miles

Fiesta Zetec 1 (R8)


08/05/2022 09:45

Race (15:00 Time)



13	69	
	25	
12	11	48
	23	24
11	353	96
	21	22
10	188	45
	19	20
9	97	33
	17	18
8	92	18
	15	16
7	55	66
	13	14
6	10	3
	11	12
5	44	4
	9	10
4	13	137
	7	8
3	22	27
	5	6
2	37	42
	3	4
1	52	54
	1	2

POLE POSITION



Results provisional until the conclusion of judicial and technical matters

Orbits

Chief Timekeeper: D.Bradfield

Clerk of the Course:

Live timing available at [timing.rhwright.co.uk](http://timing.rhwright.co.uk)

[www.mylaps.com](http://www.mylaps.com)

Licensed to: R.H.Wright Timing



## BARC Bishopscourt Race Meeting

Sorted on Laps

Siltex Safety Fiesta Zetec

Bishopscourt Circuit (N.I) 1.824 miles

Fiesta Zetec 1 (R8)

08/05/2022 09:45

Race (15:00 Time) started at 10:06:23

Pos	No.	Name	Make	Total Tm	Laps	Best Tm	In Lap	Best Speed
1	52	William Kellett	Ford Fiesta	15:19.998	10	1:30.961	7	72.189
2	22	Michael Barrale	Ford Fiesta	15:30.122	10	1:30.863	7	72.267
3	42	Keith Dawson	Ford Fiesta	15:31.675	10	1:30.539	7	72.526
4	54	Collie Barrable	Ford Fiesta	15:31.890	10	1:30.965	7	72.186
5	27	Keith Rabbitt	Ford Fiesta	15:33.268	10	1:30.883	7	72.251
6	37	Ian Fishbourne	Ford Fiesta	15:33.667	10	1:30.980	6	72.174
7	13	Andy Kavanagh	Ford Fiesta	15:34.058	10	1:31.310	7	71.913
8	137	Pat Masterson	Ford Fiesta	15:34.392	10	1:31.352	6	71.880
9	48	Alan Dawson	Ford Fiesta	15:41.185	10	1:31.171	7	72.023
10	3	Michael Kehoe	Ford Fiesta	15:41.854	10	1:31.808	7	71.523
11	4	Kealan Noone	Ford Fiesta	15:42.232	10	1:31.893	4	71.457
12	55	Richie Byrne	Ford Fiesta	15:47.411	10	1:32.044	7	71.340
13	33	Kaleb Shanley	Ford Fiesta	15:47.587	10	1:31.856	5	71.486
14	44	Bobby Turley	Ford Fiesta	15:54.727	10	1:32.207	10	71.214
15	18	Laurence Whelan	Ford Fiesta	15:57.101	10	1:32.361	10	71.095
16	92	Eduardo Gonzaga	Ford Fiesta	15:57.589	10	1:32.214	10	71.208
17	66	James Byrne	Ford Fiesta	16:14.265	10	1:33.167	3	70.480
18	10	Aimee Woods	Ford Fiesta	16:14.844	10	1:33.432	9	70.280
19	97	Kelsey Kirby	Ford Fiesta	16:15.253	10	1:33.252	10	70.416
20	188	Brian Hutton	Ford Fiesta	16:16.230	10	1:33.472	10	70.250
21	45	Sam Keogh	Ford Fiesta	16:20.091	10	1:33.826	5	69.985
22	69	Zach Bambrick	Ford Fiesta	16:31.861	10	1:35.254	5	68.936
<b>Not classified</b>								
DNF	353	Luke Noone	Ford Fiesta	11:32.063	7	1:33.363	3	70.332
DNS	96	Keith Lenihan	Ford Fiesta				0	-
DNS	11	Sean Glynn	Ford Fiesta				0	-

Margin of Victory	Avg. Speed	Best Lap Tm	Best Speed	Best Lap by
10.124	71.374	1:30.539	72.526	42 - Keith Dawson

Results provisional until the conclusion of judicial and technical matters

Orbits

Chief Timekeeper: D.Bradfield

Clerk of the Course:

Live timing available at [timing.rhwright.co.uk](http://timing.rhwright.co.uk)

[www.mylaps.com](http://www.mylaps.com)

Licensed to: R.H.Wright Timing



## BARC Bishopscourt Race Meeting

Siltex Safety Fiesta Zetec

Bishopscourt Circuit (N.I) 1.824 miles

Fiesta Zetec 1 (R8)

08/05/2022 09:45

Race (15:00 Time) started at 10:06:23

Lap	Lap Tm	Diff	Time of Day
<b>(52) William Kellett</b>			
1	1:38.087	+7.126	10:08:03.184
2	1:31.163	+0.202	10:09:34.347
3	1:31.087	+0.126	10:11:05.434
4	1:31.107	+0.146	10:12:36.541
5	1:31.239	+0.278	10:14:07.780
6	1:31.058	+0.097	10:15:38.838
7	1:30.961		10:17:09.799
8	1:31.075	+0.114	10:18:40.874
9	1:31.434	+0.473	10:20:12.308
10	1:31.340	+0.379	10:21:43.648
<b>(22) Michael Barralle</b>			
1	1:40.018	+9.155	10:08:06.806
2	1:32.367	+1.504	10:09:38.973
3	1:32.651	+1.788	10:11:11.624
4	1:31.480	+0.617	10:12:43.104
5	1:32.829	+1.966	10:14:15.933
6	1:31.295	+0.432	10:15:47.228
7	1:30.863		10:17:18.091
8	1:31.734	+0.871	10:18:49.825
9	1:32.236	+1.373	10:20:22.061
10	1:31.711	+0.848	10:21:53.772
<b>(42) Keith Dawson</b>			
1	1:43.151	+12.612	10:08:09.351
2	1:32.455	+1.916	10:09:41.806
3	1:32.683	+2.144	10:11:14.489
4	1:31.074	+0.535	10:12:45.563
5	1:31.635	+1.096	10:14:17.198
6	1:31.948	+1.409	10:15:49.146
7	1:30.539		10:17:19.685
8	1:31.664	+1.125	10:18:51.349
9	1:31.645	+1.106	10:20:22.994
10	1:32.331	+1.792	10:21:55.325
<b>(54) Collie Barralle</b>			
1	1:43.244	+12.279	10:08:08.238
2	1:31.997	+1.032	10:09:40.235
3	1:32.154	+1.189	10:11:12.389
4	1:31.191	+0.226	10:12:43.580
5	1:31.648	+0.683	10:14:15.228
6	1:31.504	+0.539	10:15:46.732
7	1:30.965		10:17:17.697
8	1:32.463	+1.498	10:18:50.160
9	1:32.263	+1.298	10:20:22.423
10	1:33.117	+2.152	10:21:55.540
<b>(27) Keith Rabbitt</b>			
1	1:41.326	+10.443	10:08:08.160
2	1:31.957	+1.074	10:09:40.117
3	1:32.849	+1.966	10:11:12.966
4	1:31.347	+0.464	10:12:44.313
5	1:32.182	+1.299	10:14:16.495
6	1:31.920	+1.037	10:15:48.415
7	1:30.883		10:17:19.298
8	1:31.506	+0.623	10:18:50.804
9	1:32.677	+1.794	10:20:23.481
10	1:33.437	+2.554	10:21:56.918
<b>(37) Ian Fishbourne</b>			
1	1:41.339	+10.359	10:08:07.307
2	1:32.273	+1.293	10:09:39.580
3	1:33.767	+2.787	10:11:13.347
4	1:31.197	+0.217	10:12:44.544
5	1:32.108	+1.128	10:14:16.652
6	1:30.980		10:15:47.632
7	1:31.179	+0.199	10:17:18.811
8	1:32.118	+1.138	10:18:50.929
9	1:31.758	+0.778	10:20:22.687
10	1:34.630	+3.650	10:21:57.317
<b>(13) Andy Kavanagh</b>			

Lap	Lap Tm	Diff	Time of Day
<b>(137) Pat Masterson</b>			
1	1:40.983	+9.631	10:08:08.474
2	1:33.604	+2.252	10:09:42.078
3	1:33.178	+1.826	10:11:15.256
4	1:31.826	+0.474	10:12:47.082
5	1:31.935	+0.583	10:14:19.017
6	1:31.352		10:15:50.369
7	1:31.381	+0.029	10:17:21.750
8	1:31.666	+0.314	10:18:53.416
9	1:31.627	+0.275	10:20:25.043
10	1:32.999	+1.647	10:21:58.042
<b>(48) Alan Dawson</b>			
1	1:44.278	+13.107	10:08:14.433
2	1:35.061	+3.890	10:09:49.494
3	1:32.133	+0.962	10:11:21.627
4	1:32.437	+1.266	10:12:54.064
5	1:31.244	+0.073	10:14:25.308
6	1:31.537	+0.366	10:15:56.845
7	1:31.171		10:17:28.016
8	1:32.428	+1.257	10:19:00.444
9	1:31.383	+0.212	10:20:31.827
10	1:33.008	+1.837	10:22:04.835
<b>(3) Michael Kehoe</b>			
1	1:40.930	+9.122	10:08:09.841
2	1:33.034	+1.226	10:09:42.875
3	1:33.062	+1.254	10:11:15.937
4	1:32.874	+1.066	10:12:48.811
5	1:32.721	+0.913	10:14:21.532
6	1:32.970	+1.162	10:15:54.502
7	1:31.808		10:17:26.310
8	1:33.026	+1.218	10:18:59.336
9	1:32.277	+0.469	10:20:31.613
10	1:33.891	+2.083	10:22:05.504
<b>(4) Kealan Noone</b>			
1	1:43.946	+12.053	10:08:12.101
2	1:33.331	+1.438	10:09:45.432
3	1:33.438	+1.545	10:11:18.870
4	1:31.893		10:12:50.763
5	1:32.321	+0.428	10:14:23.084
6	1:32.395	+0.502	10:15:55.479
7	1:32.293	+0.400	10:17:27.772
8	1:32.477	+0.584	10:19:00.249
9	1:32.854	+0.961	10:20:33.103
10	1:32.779	+0.886	10:22:05.882
<b>(55) Richie Byrne</b>			
1	1:43.801	+11.757	10:08:12.631
2	1:33.635	+1.591	10:09:46.266
3	1:34.187	+2.143	10:11:20.453
4	1:34.227	+2.183	10:12:54.680
5	1:32.142	+0.098	10:14:26.822
6	1:32.266	+0.222	10:15:59.088
7	1:32.044		10:17:31.132
8	1:32.532	+0.488	10:19:03.664
9	1:34.012	+1.968	10:20:37.676
10	1:33.385	+1.341	10:22:11.061
<b>(33) Kaleb Shanley</b>			
1	1:42.054	+10.198	10:08:11.562
2	1:34.180	+2.324	10:09:45.742

Lap	Lap Tm	Diff	Time of Day
<b>(44) Bobby Turley</b>			
1	1:34.364	+2.508	10:11:20.106
2	1:32.718	+0.862	10:12:52.824
3	1:31.856		10:14:24.680
4	1:33.948	+2.092	10:15:58.628
5	1:32.047	+0.191	10:17:30.675
6	1:32.726	+0.870	10:19:03.401
7	1:35.201	+3.345	10:20:38.602
8	1:32.635	+0.779	10:22:11.237
<b>(18) Laurence Whelan</b>			
1	1:51.496	+19.135	10:08:20.738
2	1:36.273	+3.912	10:09:57.011
3	1:33.496	+1.135	10:11:30.507
4	1:33.491	+1.130	10:13:03.998
5	1:32.376	+0.015	10:14:36.374
6	1:32.544	+0.183	10:16:08.918
7	1:32.564	+0.203	10:17:41.482
8	1:33.368	+1.007	10:19:14.850
9	1:33.540	+1.179	10:20:48.390
10	1:32.361		10:22:20.751
<b>(92) Eduardo Gonzaga</b>			
1	1:44.277	+12.063	10:08:13.866
2	1:41.101	+8.887	10:09:54.967
3	1:34.199	+1.985	10:11:29.166
4	1:33.100	+0.886	10:13:02.266
5	1:32.581	+0.367	10:14:34.847
6	1:33.188	+0.974	10:16:08.035
7	1:33.030	+0.816	10:17:41.065
8	1:34.207	+1.993	10:19:15.272
9	1:33.753	+1.539	10:20:49.025
10	1:32.214		10:22:21.239
<b>(66) James Byrne</b>			
1	1:50.436	+17.269	10:08:19.266
2	1:36.215	+3.048	10:09:55.481
3	1:33.167		10:11:28.648
4	1:40.045	+6.878	10:13:08.693
5	1:35.766	+2.599	10:14:44.459
6	1:35.637	+2.470	10:16:20.096
7	1:35.666	+2.499	10:17:55.762
8	1:33.246	+0.079	10:19:29.008
9	1:34.592	+1.425	10:21:03.600
10	1:34.315	+1.148	10:22:37.915
<b>(10) Aimee Woods</b>			
1	1:45.061	+11.829	10:08:13.530
2	1:49.951	+16.519	10:10:03.481
3	1:35.212	+1.780	10:11:38.693
4	1:34.729	+1.297	10:13:13.422
5	1:33.551	+0.119	10:14:46.973
6	1:35.156	+1.724	10:16:22.129
7	1:34.933	+1.501	10:17:57.062
8	1:34.404	+0.972	10:19:31.466
9	1:33.432		10:21:04.898
10	1:33.596	+0.164	10:22:38.494
<b>(97) Kelsey Kirby</b>			
1	1:49.087	+15.835	10:08:19.075
2	1:37.621	+4.369	10:09:56.696
3	1:35.236	+1.984	10:11:31.932
4	1:36.733	+3.481	10:13:08.665

Results provisional until the conclusion of judicial and technical matters

Orbits

Chief Timekeeper: D.Bradfield

Clerk of the Course:

www.mylaps.com

Live timing available at [timing.rhwright.co.uk](http://timing.rhwright.co.uk)

Licensed to: R.H.Wright Timing



## BARC Bishopscourt Race Meeting


Siltex Safety Fiesta Zetec

Bishopscourt Circuit (N.I) 1.824 miles

Fiesta Zetec 1 (R8)

08/05/2022 09:45

Race (15:00 Time) started at 10:06:23



Lap	Lap Tm	Diff	Time of Day
5	1:35.487	+2.235	10:14:44.152
6	1:34.523	+1.271	10:16:18.675
7	1:36.386	+3.134	10:17:55.061
8	1:34.699	+1.447	10:19:29.760
9	1:35.891	+2.639	10:21:05.651
10	1:33.252		10:22:38.903

(188) Brian Hutton

Lap	Lap Tm	Diff	Time of Day
1	1:51.290	+17.818	10:08:21.899
2	1:38.118	+4.646	10:10:00.017
3	1:35.906	+2.434	10:11:35.923
4	1:35.116	+1.644	10:13:11.039
5	1:35.490	+2.018	10:14:46.529
6	1:34.958	+1.486	10:16:21.487
7	1:34.985	+1.513	10:17:56.472
8	1:34.458	+0.986	10:19:30.930
9	1:35.478	+2.006	10:21:06.408
10	1:33.472		10:22:39.880

(45) Sam Keogh

Lap	Lap Tm	Diff	Time of Day
1	1:50.194	+16.368	10:08:20.303
2	1:40.895	+7.069	10:10:01.198
3	1:36.459	+2.633	10:11:37.657
4	1:36.807	+2.981	10:13:14.464
5	1:33.826		10:14:48.290
6	1:34.095	+0.269	10:16:22.385
7	1:35.495	+1.669	10:17:57.880
8	1:35.733	+1.907	10:19:33.613
9	1:34.485	+0.659	10:21:08.098
10	1:35.643	+1.817	10:22:43.741

(69) Zach Bambrick

Lap	Lap Tm	Diff	Time of Day
1	1:47.554	+12.300	10:08:18.948
2	1:40.741	+5.487	10:09:59.689
3	1:37.561	+2.307	10:11:37.250
4	1:38.116	+2.862	10:13:15.366
5	1:35.254		10:14:50.620
6	1:36.812	+1.558	10:16:27.432
7	1:37.236	+1.982	10:18:04.668
8	1:37.938	+2.684	10:19:42.606
9	1:36.560	+1.306	10:21:19.166
10	1:36.345	+1.091	10:22:55.511

(353) Luke Noone

Lap	Lap Tm	Diff	Time of Day
1	1:53.802	+20.439	10:08:24.131
2	1:36.055	+2.692	10:10:00.186
3	1:33.363		10:11:33.549
4	1:34.001	+0.638	10:13:07.550
5	1:34.858	+1.495	10:14:42.408
6	1:34.707	+1.344	10:16:17.115
7	1:38.598	+5.235	10:17:55.713

Lap Lap Tm Diff Time of Day

Lap Lap Tm Diff Time of Day

Results provisional until the conclusion of judicial and technical matters

Orbits

Chief Timekeeper: D.Bradfield

Clerk of the Course:

Live timing available at [timing.rhwright.co.uk](http://timing.rhwright.co.uk)

[www.mylaps.com](http://www.mylaps.com)

Licensed to: R.H.Wright Timing





## BARC Bishopscourt Race Meeting

Siltex Safety Fiesta Zetec

Bishopscourt Circuit (N.I) 1.824 miles

Fiesta Zetec 2 (R18)


08/05/2022 14:25

Race (15:00 Time)



13	11	
	25	
12	353	96
	23	24
11	45	69
	21	22
10	97	188
	19	20
9	66	10
	17	18
8	18	92
	15	16
7	33	44
	13	14
6	4	55
	11	12
5	48	3
	9	10
4	13	137
	7	8
3	22	52
	5	6
2	54	42
	3	4
1	37	27
	1	2

POLE POSITION



Results provisional until the conclusion of judicial and technical matters

Orbits

Chief Timekeeper: D.Bradfield

Clerk of the Course:

Live timing available at [timing.rhwright.co.uk](http://timing.rhwright.co.uk)

[www.mylaps.com](http://www.mylaps.com)

Licensed to: R.H.Wright Timing



## BARC Bishopscourt Race Meeting

Sorted on Laps

Siltex Safety Fiesta Zetec

Bishopscourt Circuit (N.I) 1.824 miles

Fiesta Zetec 2 (R18)

08/05/2022 14:25

Race (10:00 Time) started at 15:31:17

Pos	No.	Name	Make	Laps	Total Tm	Best Tm	Best Speed	In Lap	Avg. Speed
1	27	Keith Rabbitt	Ford Fiesta	7	10:51.833	1:31.476	71.783	3	70.516
2	37	Ian Fishbourne	Ford Fiesta	7	10:53.594	1:31.269	71.946	4	70.326
3	42	Keith Dawson	Ford Fiesta	7	10:54.031	1:31.306	71.916	4	70.279
4	22	Michael Barrale	Ford Fiesta	7	10:54.238	1:30.950	72.198	6	70.257
5	52	William Kellett	Ford Fiesta	7	10:54.240	1:30.525	72.537	5	70.257
6	54	Collie Barrable	Ford Fiesta	7	10:54.488	1:31.224	71.981	7	70.230
7	13	Andy Kavanagh	Ford Fiesta	7	10:55.678	1:31.498	71.766	6	70.103
8	48	Alan Dawson	Ford Fiesta	7	10:55.977	1:31.169	72.024	5	70.071
9	33	Kaleb Shanley	Ford Fiesta	7	10:59.517	1:31.865	71.479	5	69.695
10	137	Pat Masterson	Ford Fiesta	7	11:03.881	1:32.171	71.241	4	69.237
11	3	Michael Kehoe	Ford Fiesta	7	11:04.635	1:32.198	71.221	4	69.158
12	44	Bobby Turley	Ford Fiesta	7	11:04.989	1:31.259	71.953	5	69.121
13	4	Kealan Noone	Ford Fiesta	7	11:05.285	1:32.425	71.046	5	69.090
14	66	James Byrne	Ford Fiesta	7	11:05.495	1:32.619	70.897	7	69.069
15	92	Eduardo Gonzaga	Ford Fiesta	7	11:10.571	1:32.810	70.751	5	68.546
16	18	Laurence Whelan	Ford Fiesta	7	11:11.836	1:32.669	70.859	7	68.417
17	97	Kelsey Kirby	Ford Fiesta	7	11:14.221	1:33.446	70.269	6	68.175
18	10	Aimee Woods	Ford Fiesta	7	11:27.717	1:33.592	70.160	3	66.837
19	45	Sam Keogh	Ford Fiesta	7	11:29.179	1:35.449	68.795	3	66.695
20	188	Brian Hutton	Ford Fiesta	7	11:29.680	1:35.627	68.667	5	66.647
21	69	Zach Bambrick	Ford Fiesta	7	11:36.064	1:36.673	67.924	4	66.035
22	96	Keith Lenihan	Ford Fiesta	7	11:58.403	1:38.839	66.435	5	63.982
<b>Not classified</b>									
DNF	55	Richie Byrne	Ford Fiesta	2	4:38.450	1:42.546	64.034	1	47.164
DNF	353	Luke Noone	Ford Fiesta					0	-
DNF	11	Sean Glynn	Ford Fiesta					0	-

### Announcements

As per championship regulations all damage must be fully repaired when cars presented for next race.

Margin of Victory	Avg. Speed	Best Lap Tm	Best Speed	Best Lap by
1.761	70.516	1:30.525	72.537	52 - William Kellett

Results provisional until the conclusion of judicial and technical matters

Orbits

Chief Timekeeper: D.Bradfield

Clerk of the Course:

Live timing available at [timing.rhwright.co.uk](http://timing.rhwright.co.uk)

[www.mylaps.com](http://www.mylaps.com)

Licensed to: R.H.Wright Timing



## BARC Bishopscourt Race Meeting


Siltex Safety Fiesta Zetec

Bishopscourt Circuit (N.I) 1.824 miles

Fiesta Zetec 2 (R18)

08/05/2022 14:25

Race (10:00 Time) started at 15:31:17



Lap	Lap Tm	Diff	Time of Day
<b>(27) Keith Rabbitt</b>			
1	1:39.284	+7.808	15:32:58.387
2	1:31.784	+0.308	15:34:30.171
3	1:31.476		15:36:01.647
4	1:31.614	+0.138	15:37:33.261
5	1:32.495	+1.019	15:39:05.756
6	1:31.700	+0.224	15:40:37.456
7	1:31.712	+0.236	15:42:09.168
<b>(37) Ian Fishbourne</b>			
1	1:40.000	+8.731	15:32:58.925
2	1:31.632	+0.363	15:34:30.557
3	1:32.366	+1.097	15:36:02.923
4	1:31.269		15:37:34.192
5	1:32.121	+0.852	15:39:06.313
6	1:32.227	+0.958	15:40:38.540
7	1:32.389	+1.120	15:42:10.929
<b>(42) Keith Dawson</b>			
1	1:39.260	+7.954	15:32:59.267
2	1:31.656	+0.350	15:34:30.923
3	1:31.631	+0.325	15:36:02.554
4	1:31.306		15:37:33.860
5	1:32.765	+1.459	15:39:06.625
6	1:32.468	+1.162	15:40:39.093
7	1:32.273	+0.967	15:42:11.366
<b>(22) Michael Barrale</b>			
1	1:39.875	+8.925	15:33:00.244
2	1:32.113	+1.163	15:34:32.357
3	1:33.096	+2.146	15:36:05.453
4	1:31.363	+0.413	15:37:36.816
5	1:31.469	+0.519	15:39:08.285
6	1:30.950		15:40:39.235
7	1:32.338	+1.388	15:42:11.573
<b>(52) William Kellett</b>			
1	1:40.315	+9.790	15:33:00.819
2	1:32.947	+2.422	15:34:33.766
3	1:32.431	+1.906	15:36:06.197
4	1:32.237	+1.712	15:37:38.434
5	1:30.525		15:39:08.959
6	1:31.242	+0.717	15:40:40.201
7	1:31.374	+0.849	15:42:11.575
<b>(54) Collie Barrable</b>			
1	1:40.696	+9.472	15:33:00.577
2	1:32.511	+1.287	15:34:33.088
3	1:32.695	+1.471	15:36:05.783
4	1:31.545	+0.321	15:37:37.328
5	1:31.351	+0.127	15:39:08.679
6	1:31.920	+0.696	15:40:40.599
7	1:31.224		15:42:11.823
<b>(13) Andy Kavanagh</b>			
1	1:38.867	+7.369	15:33:00.000
2	1:32.137	+0.639	15:34:32.137
3	1:33.103	+1.605	15:36:05.240
4	1:32.983	+1.485	15:37:38.223
5	1:31.694	+0.196	15:39:09.917
6	1:31.498		15:40:41.415
7	1:31.598	+0.100	15:42:13.013
<b>(48) Alan Dawson</b>			
1	1:39.433	+8.264	15:33:01.231
2	1:33.238	+2.069	15:34:34.469
3	1:32.849	+1.680	15:36:07.318
4	1:31.679	+0.510	15:37:38.997
5	1:31.169		15:39:10.166
6	1:31.654	+0.485	15:40:41.820
7	1:31.492	+0.323	15:42:13.312
<b>(33) Kaleb Shanley</b>			

Lap	Lap Tm	Diff	Time of Day
<b>(137) Pat Masterson</b>			
1	1:39.264	+7.399	15:33:01.788
2	1:32.525	+0.660	15:34:34.313
3	1:33.052	+1.187	15:36:07.365
4	1:32.242	+0.377	15:37:39.607
5	1:31.865		15:39:11.472
6	1:32.414	+0.549	15:40:43.886
7	1:32.966	+1.101	15:42:16.852
<b>(3) Michael Kehoe</b>			
1	1:41.291	+9.120	15:33:02.490
2	1:33.443	+1.272	15:34:35.933
3	1:33.440	+1.269	15:36:09.373
4	1:32.171		15:37:41.544
5	1:32.471	+0.300	15:39:14.015
6	1:34.162	+1.991	15:40:48.177
7	1:33.039	+0.868	15:42:21.216
<b>(44) Bobby Turley</b>			
1	1:42.116	+10.857	15:33:04.770
2	1:35.365	+4.106	15:34:40.135
3	1:32.919	+1.660	15:36:13.054
4	1:32.062	+0.803	15:37:45.116
5	1:31.259		15:39:16.375
6	1:32.660	+1.401	15:40:49.035
7	1:33.289	+2.030	15:42:22.324
<b>(4) Kealan Noone</b>			
1	1:41.246	+8.821	15:33:03.572
2	1:33.305	+0.880	15:34:36.877
3	1:33.433	+1.008	15:36:10.310
4	1:32.595	+0.170	15:37:42.905
5	1:32.425		15:39:15.330
6	1:33.222	+0.797	15:40:48.552
7	1:34.068	+1.643	15:42:22.620
<b>(66) James Byrne</b>			
1	1:40.486	+7.867	15:33:03.732
2	1:33.311	+0.692	15:34:37.043
3	1:33.582	+0.963	15:36:10.625
4	1:33.589	+0.970	15:37:44.214
5	1:33.316	+0.697	15:39:17.530
6	1:32.681	+0.062	15:40:50.211
7	1:32.619		15:42:22.830
<b>(92) Eduardo Gonzaga</b>			
1	1:42.193	+9.383	15:33:05.183
2	1:35.756	+2.946	15:34:40.939
3	1:34.363	+1.553	15:36:15.302
4	1:33.687	+0.877	15:37:48.989
5	1:32.810		15:39:21.799
6	1:33.185	+0.375	15:40:54.984
7	1:32.922	+0.112	15:42:27.906
<b>(18) Laurence Whelan</b>			
1	1:41.043	+8.374	15:33:04.003
2	1:33.422	+0.753	15:34:37.425
3	1:38.123	+5.454	15:36:15.548
4	1:34.070	+1.401	15:37:49.618
5	1:33.898	+1.229	15:39:23.516
6	1:32.986	+0.317	15:40:56.502
7	1:32.669		15:42:29.171
<b>(97) Kelsey Kirby</b>			
1	1:42.506	+9.060	15:33:06.518
2	1:35.423	+1.977	15:34:41.941

Lap	Lap Tm	Diff	Time of Day
<b>(10) Aimee Woods</b>			
1	1:42.572	+8.980	15:33:05.861
2	1:45.964	+12.372	15:34:51.825
3	1:33.592		15:36:25.417
4	1:34.319	+0.727	15:37:59.736
5	1:35.376	+1.784	15:39:35.112
6	1:33.974	+0.382	15:41:09.086
7	1:35.966	+2.374	15:42:45.052
<b>(45) Sam Keogh</b>			
1	1:42.655	+7.206	15:33:07.165
2	1:35.878	+0.429	15:34:43.043
3	1:35.449		15:36:18.492
4	1:36.468	+1.019	15:37:54.960
5	1:36.200	+0.751	15:39:31.160
6	1:37.341	+1.892	15:41:08.501
7	1:38.013	+2.564	15:42:46.514
<b>(188) Brian Hutton</b>			
1	1:43.648	+8.021	15:33:07.844
2	1:38.928	+3.301	15:34:46.772
3	1:36.442	+0.815	15:36:23.214
4	1:35.836	+0.209	15:37:59.050
5	1:35.627		15:39:34.677
6	1:36.145	+0.518	15:41:10.822
7	1:36.193	+0.566	15:42:47.015
<b>(69) Zach Bambrick</b>			
1	1:44.235	+7.562	15:33:08.593
2	1:37.596	+0.922	15:34:46.188
3	1:38.275	+1.602	15:36:24.463
4	1:36.673		15:38:01.136
5	1:37.563	+0.890	15:39:38.699
6	1:37.514	+0.841	15:41:16.213
7	1:37.186	+0.513	15:42:53.399
<b>(96) Keith Lenihan</b>			
1	1:44.294	+5.455	15:33:09.201
2	1:43.943	+5.104	15:34:53.144
3	1:41.920	+3.081	15:36:35.064
4	1:42.173	+3.334	15:38:17.237
5	1:38.839		15:39:56.076
6	1:39.725	+0.886	15:41:35.801
7	1:39.937	+1.098	15:43:15.738
<b>(55) Richie Byrne</b>			
1	1:42.546		15:33:05.053
p2	2:50.732	+1:08.186	15:35:55.785

Results provisional until the conclusion of judicial and technical matters

Orbits

Chief Timekeeper: D.Bradfield

Clerk of the Course:

Live timing available at [timing.rhwright.co.uk](http://timing.rhwright.co.uk)

[www.mylaps.com](http://www.mylaps.com)

Licensed to: R.H.Wright Timing



## BARC Bishopscourt Race Meeting

Sorted on best lap time

Strykers/Roadsports

Bishopscourt Circuit (N.I) 1.824 miles

Strykers/Roadsports (Q6)

07/05/2022 16:30

Qualifying started at 16:50:14

Pos	No.	Name	Make	Best Tm	Diff	In Lap	Best Speed	2nd Best	2nd Lap
<b>Roadsports A</b>									
1	3	Niall Fitzsimmons	Gibson Nemesis	1:17.068		1	85.203	1:24.619	3
2	10	Barney Casement	Vauxhall Tigre	1:19.231	2.163	3	82.877	1:19.520	2
3	55	Mark Crawford	Caterham Superlight			0	-		0
<b>Roadsports B</b>									
1	25	Graham Moore	GMS 01	1:16.829		7	85.468	1:17.007	5
2	15	Paul Thompson	1.0 Stryker Honda	1:17.692	0.863	5	84.518	1:18.339	3
3	146	David Mutch	GMS Honda	1:17.758	0.929	4	84.447	1:17.961	2
4	34	Mark Francis	Locost Honda	1:17.862	1.033	9	84.334	1:18.224	8
5	44	Richard Francis	Locost Honda	1:17.887	1.058	9	84.307	1:18.650	3
6	50	Richard Morgan	Westfield Megablade	1:19.174	2.345	7	82.936	1:19.708	8
7	251	Cameron Boyd	Westfield GMS	1:19.380	2.551	2	82.721	1:20.001	6
8	917	Jimmy Dougan	1.0 Seven Honda	1:19.553	2.724	4	82.541	1:19.991	5
9	64	Greg Elliott	Westfield Megablade	1:19.896	3.067	4	82.187	1:20.161	5
10	636	Kevin O'Neill	MNR Vortx	1:20.811	3.982	8	81.256	1:21.140	9
11	46	Trevor Allen	MNR Vortex RT			0	-		0
12	22	Allen Millar	GMS Seven			0	-		0
<b>Roadsports C</b>									
1	93	Steven Larkham	Radical PR6	1:14.868		8	87.706	1:15.089	4
2	9	John Stewart	Radical PR6	1:16.786	1.918	8	85.516	1:17.457	3
3	26	Paul Heavey	Spire GTR	1:18.002	3.134	7	84.182	1:18.748	6
4	641	Brian Elliott	Radical Clubsport	1:18.380	3.512	5	83.776	1:19.020	4
<b>Strykers 1.8</b>									
1	19	Michael Ward	Radical Pr6	1:18.342		3	83.817	1:18.607	5
2	1	Michael Cullen	Raw Fiesta ST	1:19.013	0.671	6	83.105	1:19.035	8
3	14	David Reynolds	Raw Stryker	1:19.250	0.908	5	82.857	1:20.113	7
4	12	David Griffin	Sylva Striker	1:19.433	1.091	6	82.666	1:19.771	7
5	110	Paddy Shovlin	Raw Stryker	1:19.787	1.445	3	82.299	1:20.304	2
6	2	Jonathan Taylor	Stryker	1:20.086	1.744	1	81.992	1:20.837	7
7	4	Dominic Ryan	RAW Stryker Stryker	1:20.126	1.784	5	81.951	1:20.606	3
8	13	Kevin McGrath	Raw Stryker	1:20.421	2.079	6	81.650	1:20.696	8
9	66	Niall McFadden	Stryker	1:20.488	2.146	7	81.582	1:20.966	3
10	8	Roger Welaratne	Raw Stryker	1:20.808	2.466	2	81.259	1:21.182	4
11	50	Pat Bergin	Sylve Stryker	1:20.956	2.614	8	81.111	1:21.325	4
12	5	Des Meehan	Raw Stryker	1:21.422	3.080	8	80.647	1:21.695	6

Results provisional until the conclusion of judicial and technical matters

Orbits

Chief Timekeeper: D.Bradfield

Clerk of the Course:

Live timing available at [timing.rhwright.co.uk](http://timing.rhwright.co.uk)

[www.mylaps.com](http://www.mylaps.com)

Licensed to: R.H.Wright Timing



## BARC Bishopscourt Race Meeting

Strykers/Roadsports

Bishopscourt Circuit (N.I) 1.824 miles

Strykers/Roadsports (Q6)

07/05/2022 16:30

Qualifying started at 16:50:14

Lap	Lap Tm	Diff	Time of Day
<b>(93) Steven Larkham</b>			
1	1:17.256	+2.388	16:51:42.118
2	1:15.102	+0.234	16:52:57.220
3	1:39.144	+24.276	16:54:36.364
4	1:15.089	+0.221	16:55:51.453
5	1:16.927	+2.059	16:57:08.380
6	1:17.164	+2.296	16:58:25.544
7	1:15.691	+0.823	16:59:41.235
8	1:14.868		17:00:56.103
9	1:16.761	+1.893	17:02:12.864
<b>(9) John Stewart</b>			
1	1:19.458	+2.672	16:52:10.366
2	1:19.302	+2.516	16:53:29.668
3	1:17.457	+0.671	16:54:47.125
4	1:18.191	+1.405	16:56:05.316
5	1:17.525	+0.739	16:57:22.841
6	1:19.900	+3.114	16:58:42.741
7	1:18.025	+1.239	17:00:00.766
8	1:16.786		17:01:17.552
9	1:18.592	+1.806	17:02:36.144
<b>(25) Graham Moore</b>			
1	1:18.321	+1.492	16:51:59.268
2	1:18.523	+1.694	16:53:17.791
3	1:18.337	+1.508	16:54:36.128
4	1:17.173	+0.344	16:55:53.301
5	1:17.007	+0.178	16:57:10.308
6	1:17.322	+0.493	16:58:27.630
7	1:16.829		16:59:44.459
8	1:17.238	+0.409	17:01:01.697
9	1:21.650	+4.821	17:02:23.347
<b>(3) Niall Fitzsimmons</b>			
1	1:17.068		16:52:28.593
2	1:25.155	+8.087	16:53:53.748
3	1:24.619	+7.551	16:55:18.367
p4	1:51.833	+34.765	16:57:10.200
<b>(15) Paul Thompson</b>			
1	1:19.876	+2.184	16:52:11.569
2	1:19.380	+1.688	16:53:30.949
3	1:18.339	+0.647	16:54:49.288
4	1:19.463	+1.771	16:56:08.751
5	1:17.692		16:57:26.443
6	1:18.517	+0.825	16:58:44.960
7	1:18.839	+1.147	17:00:03.799
8	1:23.338	+5.646	17:01:27.137
9	1:23.160	+5.468	17:02:50.297
<b>(146) David Mutch</b>			
1	1:19.423	+1.665	16:52:00.967
2	1:17.961	+0.203	16:53:18.928
3	1:18.601	+0.843	16:54:37.529
4	1:17.758		16:55:55.287
5	1:17.967	+0.209	16:57:13.254
6	1:18.082	+0.324	16:58:31.336
7	1:19.035	+1.277	16:59:50.371
8	1:19.612	+1.854	17:01:09.983
9	1:19.459	+1.701	17:02:29.442
<b>(34) Mark Francis</b>			
1	1:21.241	+3.379	16:52:19.505
2	1:18.522	+0.660	16:53:38.027
3	1:18.555	+0.693	16:54:56.582
4	1:21.131	+3.269	16:56:17.713
5	1:21.721	+3.859	16:57:39.434
6	1:24.412	+6.550	16:59:03.846
7	1:20.684	+2.822	17:00:24.530
8	1:18.224	+0.362	17:01:42.754
9	1:17.862		17:03:00.616
<b>(44) Richard Francis</b>			

Lap	Lap Tm	Diff	Time of Day
1	1:20.523	+2.636	16:52:19.258
2	1:18.663	+0.776	16:53:37.921
3	1:18.650	+0.763	16:54:56.571
4	1:19.059	+1.172	16:56:15.630
5	1:21.118	+3.231	16:57:36.748
6	1:29.352	+11.465	16:59:06.100
7	1:19.748	+1.861	17:00:25.848
8	1:18.851	+0.964	17:01:44.699
9	1:17.887		17:03:02.586
<b>(26) Paul Heavey</b>			
1	1:20.745	+2.743	16:52:32.060
2	1:38.113	+20.111	16:54:10.173
3	1:19.599	+1.597	16:55:29.772
4	1:18.812	+0.810	16:56:48.584
5	1:20.077	+2.075	16:58:08.661
6	1:18.748	+0.746	16:59:27.409
7	1:18.002		17:00:45.411
p8	1:43.437	+25.435	17:02:28.848
<b>(19) Michael Ward</b>			
1	1:23.068	+4.726	16:52:26.795
2	1:18.938	+0.596	16:53:45.733
3	1:16.342		16:55:04.075
4	1:18.630	+0.288	16:56:22.705
5	1:18.607	+0.265	16:57:41.312
6	1:21.258	+2.916	16:59:02.570
p7	1:48.460	+30.118	17:00:51.030
<b>(641) Brian Elliott</b>			
1	1:21.778	+3.398	16:52:41.032
2	1:19.455	+1.075	16:54:00.487
3	1:19.261	+0.881	16:55:19.748
4	1:19.020	+0.640	16:56:38.768
5	1:18.380		16:57:57.148
6	1:19.426	+1.046	16:59:16.574
7	1:19.023	+0.643	17:00:35.597
8	1:22.488	+4.108	17:01:58.085
9	1:20.459	+2.079	17:03:18.544
<b>(1) Michael Cullen</b>			
1	1:21.894	+2.881	16:52:50.374
2	1:19.809	+0.796	16:54:10.183
3	1:19.769	+0.756	16:55:29.952
4	1:26.950	+7.937	16:56:56.902
5	1:19.070	+0.057	16:58:15.972
6	1:19.013		16:59:34.985
7	1:19.142	+0.129	17:00:54.127
8	1:19.035	+0.022	17:02:13.162
<b>(50) Richard Morgan</b>			
1	1:21.577	+2.403	16:52:34.323
2	1:20.654	+1.480	16:53:54.977
3	1:24.666	+5.492	16:55:19.643
4	1:21.529	+2.355	16:56:41.172
5	1:21.747	+2.573	16:58:02.919
6	1:20.840	+1.666	16:59:23.759
7	1:19.174		17:00:42.933
8	1:19.708	+0.534	17:02:02.641
<b>(10) Barney Casement</b>			
1	1:22.721	+3.490	16:52:02.518
2	1:19.520	+0.289	16:53:22.038
3	1:19.231		16:54:41.269
4	1:19.586	+0.355	16:56:00.855
5	1:20.329	+1.098	16:57:21.184
6	1:22.551	+3.320	16:58:43.735
p7	1:58.146	+38.915	17:00:41.881
<b>(14) David Reynolds</b>			
1	1:24.176	+4.925	16:52:51.167
2	1:20.955	+1.705	16:54:12.122
3	1:20.884	+1.634	16:55:33.006
4	1:20.451	+1.201	16:56:53.457

Lap	Lap Tm	Diff	Time of Day
5	1:19.250		16:58:12.707
6	1:23.676	+4.426	16:59:36.383
7	1:20.113	+0.863	17:00:56.496
8	1:20.501	+1.251	17:02:16.997
<b>(251) Cameron Boyd</b>			
1	1:22.550	+3.170	16:52:16.920
2	1:19.380		16:53:36.300
3	1:36.109	+16.729	16:55:12.409
4	1:20.734	+1.354	16:56:33.143
5	1:20.117	+0.737	16:57:53.260
6	1:20.001	+0.621	16:59:13.261
7	1:20.422	+1.042	17:00:33.683
p8	2:04.883	+45.503	17:02:38.566
<b>(12) David Griffin</b>			
1	1:20.647	+1.214	16:52:50.682
2	1:20.294	+0.861	16:54:10.976
3	1:20.103	+0.670	16:55:31.079
4	1:20.128	+0.695	16:56:51.207
5	1:20.084	+0.651	16:58:11.291
6	1:19.433		16:59:30.724
7	1:19.771	+0.338	17:00:50.495
8	1:20.520	+1.087	17:02:11.015
<b>(917) Jimmy Dougan</b>			
1	1:29.409	+9.856	16:52:30.936
2	1:22.744	+3.191	16:53:53.680
3	1:22.161	+2.608	16:55:15.841
4	1:19.553		16:56:35.394
5	1:19.991	+0.438	16:57:55.385
6	1:22.443	+2.890	16:59:17.828
7	1:20.070	+0.517	17:00:37.898
8	1:21.130	+1.577	17:01:59.028
9	1:20.077	+0.524	17:03:19.105
<b>(110) Paddy Shovlin</b>			
1	1:21.034	+1.247	16:52:48.632
2	1:20.304	+0.517	16:54:08.936
3	1:19.787		16:55:28.723
4	1:26.541	+6.754	16:56:55.264
5	1:45.977	+26.190	16:58:41.241
p6	4.313	-1:15.474	16:58:45.554
<b>(64) Greg Elliott</b>			
1	1:22.389	+2.493	16:52:46.675
2	1:24.652	+4.756	16:54:11.327
3	1:21.202	+1.306	16:55:32.529
4	1:19.896		16:56:52.425
5	1:20.161	+0.265	16:58:12.586
6	1:21.414	+1.518	16:59:34.000
7	1:20.283	+0.387	17:00:54.283
8	1:21.011	+1.115	17:02:15.294
<b>(2) Jonathan Taylor</b>			
1	1:20.086		16:52:46.229
2	1:21.184	+1.098	16:54:07.413
3	1:34.337	+14.251	16:55:41.750
4	3:00.108	+1:40.022	16:58:41.858
5	1:21.210	+1.124	17:00:03.068
6	1:21.073	+0.987	17:01:24.141
7	1:20.837	+0.751	17:02:44.978
<b>(4) Dominic Ryan</b>			
1	1:28.287	+8.161	16:52:54.019
2	1:20.984	+0.858	16:54:15.003
3	1:20.606	+0.480	16:55:35.609
4	1:22.094	+1.968	16:56:57.703
5	1:20.126		16:58:17.829
6	1:21.180	+1.054	16:59:39.009
7	1:22.537	+2.411	17:01:01.546
8	1:23.132	+3.006	17:02:24.678
<b>(13) Kevin McGrath</b>			

Results provisional until the conclusion of judicial and technical matters

Orbits

Chief Timekeeper: D.Bradfield

Clerk of the Course:

www.mylaps.com

Live timing available at timing.rhwright.co.uk

Licensed to: R.H.Wright Timing



## BARC Bishopscourt Race Meeting

Strykers/Roadsports

Bishopscourt Circuit (N.I) 1.824 miles

Strykers/Roadsports (Q6)

07/05/2022 16:30

Qualifying started at 16:50:14



Lap	Lap Tm	Diff	Time of Day
1	1:22.198	+1.777	16:52:44.169
2	1:21.402	+0.981	16:54:05.571
3	1:21.028	+0.607	16:55:26.599
4	1:20.816	+0.395	16:56:47.415
5	1:22.308	+1.887	16:58:09.723
6	1:20.421		16:59:30.144
7	1:20.850	+0.429	17:00:50.994
8	1:20.696	+0.275	17:02:11.690

(66) Niall McFadden

1	1:24.729	+4.241	16:52:59.872
2	1:22.804	+2.316	16:54:22.676
3	1:20.966	+0.478	16:55:43.642
4	1:21.985	+1.497	16:57:05.627
5	1:48.512	+28.024	16:58:54.139
6	1:22.285	+1.797	17:00:16.424
7	1:20.488		17:01:36.912
8	1:29.964	+9.476	17:03:06.876

(8) Roger Welaratne

1	1:22.376	+1.568	16:52:55.951
2	1:20.808		16:54:16.759
3	1:21.861	+1.053	16:55:38.620
4	1:21.182	+0.374	16:56:59.802
5	1:22.552	+1.744	16:58:22.354
6	1:21.361	+0.553	16:59:43.715
7	1:21.720	+0.912	17:01:05.435
8	1:22.849	+2.041	17:02:28.284

(636) Kevin O'Neill

1	1:25.736	+4.925	16:52:09.394
2	1:22.486	+1.675	16:53:31.880
3	1:21.712	+0.901	16:54:53.592
4	1:21.475	+0.664	16:56:15.067
5	1:21.954	+1.143	16:57:37.021
6	1:30.232	+9.421	16:59:07.253
7	1:23.068	+2.257	17:00:30.321
8	1:20.811		17:01:51.132
9	1:21.140	+0.329	17:03:12.272

(50) Pat Bergin

1	1:22.520	+1.564	16:52:40.328
2	1:21.904	+0.948	16:54:02.232
3	1:21.821	+0.865	16:55:24.053
4	1:21.325	+0.369	16:56:45.378
5	1:24.284	+3.328	16:58:09.662
6	1:23.955	+2.999	16:59:33.617
7	1:22.245	+1.289	17:00:55.862
8	1:20.956		17:02:16.818

(5) Des Meehan

1	1:26.687	+5.265	16:52:50.332
2	1:26.024	+4.602	16:54:16.356
3	1:25.124	+3.702	16:55:41.480
4	1:22.241	+0.819	16:57:03.721
5	1:22.398	+0.976	16:58:26.119
6	1:21.695	+0.273	16:59:47.814
7	1:21.980	+0.558	17:01:09.794
8	1:21.422		17:02:31.216

Lap Lap Tm Diff Time of Day

Lap Lap Tm Diff Time of Day

Results provisional until the conclusion of judicial and technical matters

Orbits

Chief Timekeeper: D.Bradfield

Clerk of the Course:

Live timing available at [timing.rhwright.co.uk](http://timing.rhwright.co.uk)

[www.mylaps.com](http://www.mylaps.com)

Licensed to: R.H.Wright Timing



## BARC Bishopscourt Race Meeting

Strykers/Roadsports

Bishopscourt Circuit (N.I) 1.824 miles

Strykers/Roadsports 1 (R14)


08/05/2022 12:15

Race (15:00 Time) started at 13:01:50



14	12 27	4 28
13	1 25	110 26
12	23	24
11	22 21	22
10	636 19	251 20
9	64 17	46 18
8	34 15	917 16
7	44 13	25 14
6	15 11	50 12
5	9	146 10
4	55 7	8
3	26 5	3 6
2	641 3	10 4
1	93 1	9 2

POLE POSITION



Results provisional until the conclusion of judicial and technical matters

Orbits

Chief Timekeeper: D.Bradfield

Clerk of the Course:

Live timing available at [timing.rhwright.co.uk](http://timing.rhwright.co.uk)

[www.mylaps.com](http://www.mylaps.com)

Licensed to: R.H.Wright Timing



## BARC Bishopscourt Race Meeting


Strykers/Roadsports

Bishopscourt Circuit (N.I) 1.824 miles


Strykers/Roadsports 1 (R14)

08/05/2022 12:15

Race (15:00 Time) started at 13:01:50



18	2	66
	35	36
17	5	19
	33	34
16	13	50
	31	32
15	14	8
	29	30



Results provisional until the conclusion of judicial and technical matters

Orbits

Chief Timekeeper: D.Bradfield

Clerk of the Course:

Live timing available at [timing.rhwright.co.uk](http://timing.rhwright.co.uk)

[www.mylaps.com](http://www.mylaps.com)

Licensed to: R.H.Wright Timing





## BARC Bishopscourt Race Meeting

Sorted on Laps

Strykers/Roadsports

Bishopscourt Circuit (N.I) 1.824 miles

Strykers/Roadsports 1 (R14)

08/05/2022 12:15

Race (12:48 Time) started at 13:01:50

Pos	No.	Name	Make	Laps	Total Tm	Best Tm	Best Speed	In Lap	Avg. Speed
<b>Roadsports A</b>									
1	10	Barney Casement	Vauxhall Tigre	10	13:53.535	1:20.202	81.873	4	78.778
<b>Not classified</b>									
DNF	3	Niall Fitzsimmons	Gibson Nemesis				-	0	-
DNF	55	Mark Crawford	Caterham Superlight				-	0	-
<b>Roadsports B</b>									
1	146	David Mutch	GMS Honda	10	13:28.236	1:17.987	84.199	7	81.244
2	34	Mark Francis	Locost Honda	10	13:29.121	1:17.941	84.248	7	81.155
3	15	Paul Thompson	1.0 Stryker Honda	10	13:35.632	1:17.479	84.751	8	80.507
4	636	Kevin O'Neill	MNR Vortex	10	13:43.077	1:19.660	82.430	4	79.779
<b>Not classified</b>									
DNF	25	Graham Moore	GMS 01	9	12:37.964	1:17.441	84.792	7	77.969
DNF	64	Greg Elliott	Westfield Megablade	8	11:35.868	1:20.202	81.873	4	75.490
DNF	46	Trevor Allen	MNR Vortex RT	7	10:04.607	1:18.977	83.143	5	76.024
DNF	44	Richard Francis	Locost Honda	5	7:44.377	1:18.505	83.643	4	70.701
DNF	50	Richard Morgan	Westfield Megablade	1	1:31.032	1:26.386	76.012	1	72.133
DNF	917	Jimmy Dougan	1.0 Seven Honda	1	1:33.006	1:26.723	75.717	1	70.602
DNF	251	Cameron Boyd	Westfield GMS		5.704		-	0	-
DNF	22	Allen Millar	GMS Seven				-	0	-
<b>Roadsports C</b>									
1	93	Steven Larkham	Radical PR6	10	13:02.604	1:15.291	87.214	4	83.905
2	9	John Stewart	Radical PR6	10	13:15.762	1:16.732	85.576	5	82.517
3	641	Brian Elliott	Radical Clubsport	10	13:21.664	1:17.725	84.482	9	81.910
4	19	Michael Ward	Radical PR6	10	13:27.516	1:17.516	84.710	8	81.316
5	26	Paul Heavey	Spire GTR	10	14:14.987	1:20.018	82.062	8	76.801
<b>Strykers 1.8</b>									
1	2	Jonathan Taylor	Stryker	10	13:57.572	1:19.632	82.459	8	78.398
2	12	David Griffin	Sylva Striker	10	13:59.790	1:19.995	82.085	8	78.191
3	1	Michael Cullen	Raw Fiesta ST	10	13:59.964	1:17.829	84.370	9	78.175
4	13	Kevin McGrath	Raw Stryker	10	14:09.884	1:20.470	81.601	7	77.262
5	5	Des Meehan	Raw Stryker	10	14:10.814	1:21.022	81.045	7	77.178
6	8	Roger Welaratne	Raw Stryker	10	14:11.543	1:20.861	81.206	5	77.112
7	4	Dominic Ryan	RAW Stryker Stryker	10	14:12.212	1:20.448	81.623	5	77.051
8	14	David Reynolds	Raw Stryker	10	14:17.945	1:19.951	82.130	5	76.536

### Announcements

New Track Record (1:17.829) for Strykers 1.8 by Michael Cullen.

Race Red Flagged on lap 2 - Restarted with grid based on lap 1 (Q12.15.2)

Margin of Victory	Avg. Speed	Best Lap Tm	Best Speed	Best Lap by
13.158	83.905	1:15.291	87.214	93 - Steven Larkham

Results provisional until the conclusion of judicial and technical matters

Orbits

Chief Timekeeper: D.Bradfield

Clerk of the Course:

Live timing available at [timing.rhwright.co.uk](http://timing.rhwright.co.uk)

[www.mylaps.com](http://www.mylaps.com)

Licensed to: R.H.Wright Timing



## BARC Bishopscourt Race Meeting

Sorted on Laps

Strykers/Roadsports

Bishopscourt Circuit (N.I) 1.824 miles

Strykers/Roadsports 1 (R14)

08/05/2022 12:15

Race (12:48 Time) started at 13:01:50

Pos	No.	Name	Make	Laps	Total Tm	Best Tm	Best Speed	In Lap	Avg. Speed
9	50	Pat Bergin	Sylve Stryker	9	13:07.045	1:22.364	79.724	8	75.088
<b>Not classified</b>									
DNF	110	Paddy Shovlin	Raw Stryker	9	12:57.917	1:20.154	81.922	8	75.969
DNF	66	Niall McFadden	Stryker				-	0	-

### Announcements

New Track Record (1:17.829) for Strykers 1.8 by Michael Cullen.  
Race Red Flagged on lap 2 - Restarted with grid based on lap 1 (Q12.15.2)

Margin of Victory	Avg. Speed	Best Lap Tm	Best Speed	Best Lap by
13.158	83.905	1:15.291	87.214	93 - Steven Larkham

Results provisional until the conclusion of judicial and technical matters

Orbits

Chief Timekeeper: D.Bradfield

Clerk of the Course:

Live timing available at [timing.rhwright.co.uk](http://timing.rhwright.co.uk)

[www.mylaps.com](http://www.mylaps.com)

Licensed to: R.H.Wright Timing



## BARC Bishopscourt Race Meeting

Strykers/Roadsports

Bishopscourt Circuit (N.I) 1.824 miles

Strykers/Roadsports 1 (R14)

08/05/2022 12:15

Race (12:48 Time) started at 13:01:50

Lap	Lap Tm	Diff	Time of Day
<b>(93) Steven Larkham</b>			
1	1:20.434	+5.143	13:03:14.139
2	00:19.090	59:03.799	14:11:05.322
3	1:22.081	+6.790	14:12:27.403
4	1:15.291		14:13:42.694
5	1:16.204	+0.913	14:14:58.898
6	1:15.729	+0.438	14:16:14.627
7	1:16.588	+1.297	14:17:31.215
8	1:16.397	+1.106	14:18:47.612
9	1:15.572	+0.281	14:20:03.184
10	1:15.427	+0.136	14:21:18.611
<b>(9) John Stewart</b>			
1	1:21.998	+5.266	13:03:15.702
2	01:25.762	10:09.030	14:11:05.321
3	1:22.128	+5.396	14:12:27.449
4	1:18.998	+2.266	14:13:46.447
5	1:16.732		14:15:03.179
6	1:17.172	+0.440	14:16:20.351
7	1:17.702	+0.970	14:17:38.053
8	1:18.678	+1.946	14:18:56.731
9	1:17.086	+0.354	14:20:13.817
10	1:17.952	+1.220	14:21:31.769
<b>(641) Brian Elliott</b>			
1	1:24.169	+6.444	13:03:18.876
2	00:16.815	58:59.090	14:11:05.783
3	1:23.745	+6.020	14:12:29.528
4	1:18.281	+0.556	14:13:47.809
5	1:18.845	+1.120	14:15:06.654
6	1:18.281	+0.556	14:16:24.935
7	1:18.672	+0.947	14:17:43.607
8	1:18.038	+0.313	14:19:01.645
9	1:17.725		14:20:19.370
10	1:18.301	+0.576	14:21:37.671
<b>(19) Michael Ward</b>			
1	1:34.207	+16.691	13:03:32.633
2	01:02.672	59:45.156	14:11:08.209
3	1:25.391	+7.875	14:12:33.600
4	1:19.023	+1.507	14:13:52.623
5	1:18.461	+0.945	14:15:11.084
6	1:18.890	+1.374	14:16:29.974
7	1:17.566	+0.050	14:17:47.540
8	1:17.516		14:19:05.056
9	1:19.022	+1.506	14:20:24.078
10	1:19.445	+1.929	14:21:43.523
<b>(146) David Mutch</b>			
1	1:22.038	+4.051	13:03:16.952
2	01:07.421	59:49.434	14:11:07.640
3	1:23.487	+5.500	14:12:31.127
4	1:18.378	+0.391	14:13:49.505
5	1:18.246	+0.259	14:15:07.751
6	1:20.078	+2.091	14:16:27.829
7	1:17.987		14:17:45.816
8	1:18.226	+0.239	14:19:04.042
9	1:19.326	+1.339	14:20:23.368
10	1:20.875	+2.888	14:21:44.243
<b>(34) Mark Francis</b>			
1	1:27.661	+9.720	13:03:23.097
2	00:28.832	59:10.891	14:11:08.807
3	1:24.050	+6.109	14:12:32.857
4	1:18.661	+0.720	14:13:51.518
5	1:18.597	+0.656	14:15:10.115
6	1:18.106	+0.165	14:16:28.221
7	1:17.941		14:17:46.162
8	1:18.469	+0.528	14:19:04.631
9	1:20.517	+2.576	14:20:25.148
10	1:19.980	+2.039	14:21:45.128
<b>(15) Paul Thompson</b>			

Lap	Lap Tm	Diff	Time of Day
<b>(636) Kevin O'Neill</b>			
1	1:31.972	+12.312	13:03:29.969
2	1:00:11.752	38:52.092	14:11:11.964
3	1:23.556	+3.896	14:12:35.520
4	1:19.680		14:13:55.180
5	1:20.522	+0.862	14:15:15.702
6	1:20.114	+0.454	14:16:35.816
7	1:19.993	+0.333	14:17:55.809
8	1:21.216	+1.556	14:19:17.025
9	1:20.700	+1.040	14:20:37.725
10	1:21.359	+1.699	14:21:59.084
<b>(10) Barney Casement</b>			
1	1:26.253	+6.051	13:03:21.476
2	01:05.369	39:45.167	14:11:12.773
3	1:26.308	+6.106	14:12:39.081
4	1:20.202		14:13:59.283
5	1:21.683	+1.481	14:15:20.966
6	1:21.364	+1.162	14:16:42.330
7	1:22.599	+2.397	14:18:04.929
8	1:22.721	+2.519	14:19:27.650
9	1:20.345	+0.143	14:20:47.995
10	1:21.547	+1.345	14:22:09.542
<b>(2) Jonathan Taylor</b>			
1	1:37.846	+18.214	13:03:36.791
2	00:17.512	38:57.880	14:11:28.234
3	1:22.239	+2.607	14:12:50.473
4	1:20.683	+1.051	14:14:11.156
5	1:20.519	+0.887	14:15:31.675
6	1:21.792	+2.160	14:16:53.467
7	1:20.335	+0.703	14:18:13.802
8	1:19.632		14:19:33.434
9	1:20.088	+0.456	14:20:53.522
10	1:20.057	+0.425	14:22:13.579
<b>(12) David Griffin</b>			
1	1:27.557	+7.562	13:03:26.215
2	00:25.040	39:05.045	14:11:27.490
3	1:22.506	+2.511	14:12:49.996
4	1:21.686	+1.691	14:14:11.682
5	1:20.355	+0.360	14:15:32.037
6	1:21.512	+1.517	14:16:53.549
7	1:20.833	+0.838	14:18:14.382
8	1:19.995		14:19:34.377
9	1:20.652	+0.657	14:20:55.029
10	1:20.768	+0.773	14:22:15.797
<b>(1) Michael Cullen</b>			
1	1:26.642	+8.813	13:03:24.858
2	00:02.798	16:44.969	14:11:27.656
3	1:23.183	+5.354	14:12:50.839
4	1:20.938	+3.109	14:14:11.777
5	1:20.777	+2.948	14:15:32.554
6	1:26.354	+8.525	14:16:58.908
7	1:19.638	+1.809	14:18:18.546
8	1:19.132	+1.303	14:19:37.678
9	1:17.829		14:20:55.507
10	1:20.464	+2.635	14:22:15.971
<b>(13) Kevin McGrath</b>			
1	1:31.655	+11.185	13:03:30.694
2	01:38.674	10:18.204	14:11:28.488

Lap	Lap Tm	Diff	Time of Day
<b>(5) Des Meehan</b>			
1	1:30.993	+9.971	13:03:32.275
2	01:22.416	10:01.394	14:11:29.584
3	1:25.080	+4.058	14:12:54.664
4	1:21.767	+0.745	14:14:16.431
5	1:21.825	+0.803	14:15:38.256
6	1:21.535	+0.513	14:16:59.791
7	1:21.022		14:18:20.813
8	1:21.344	+0.322	14:19:42.157
9	1:22.383	+1.361	14:21:04.540
10	1:22.281	+1.259	14:22:26.821
<b>(8) Roger Welaratne</b>			
1	1:29.022	+8.161	13:03:28.370
2	1:00:11.878	58:51.017	14:11:28.710
3	1:23.009	+2.148	14:12:51.719
4	1:22.178	+1.317	14:14:13.897
5	1:20.861		14:15:34.758
6	1:23.712	+2.851	14:16:58.470
7	1:21.148	+0.287	14:18:19.618
8	1:22.998	+2.137	14:19:42.616
9	1:23.013	+2.152	14:21:05.629
10	1:21.921	+1.060	14:22:27.550
<b>(4) Dominic Ryan</b>			
1	1:27.552	+7.104	13:03:26.517
2	00:18.254	58:57.806	14:11:28.089
3	1:23.232	+2.784	14:12:51.321
4	1:22.191	+1.743	14:14:13.512
5	1:20.448		14:15:33.960
6	1:27.562	+7.114	14:17:01.522
7	1:22.075	+1.627	14:18:23.597
8	1:21.819	+1.371	14:19:45.416
9	1:21.349	+0.901	14:21:06.765
10	1:21.454	+1.006	14:22:28.219
<b>(26) Paul Heavey</b>			
1	1:27.778	+7.760	13:03:25.463
2	58:46.543	37:26.525	14:11:06.557
3	1:25.119	+5.101	14:12:31.676
4	1:28.895	+18.877	14:14:10.571
5	1:20.233	+0.215	14:15:30.804
6	1:35.949	+15.931	14:17:06.753
7	1:22.241	+2.223	14:18:28.994
8	1:20.018		14:19:49.012
9	1:20.524	+0.506	14:21:09.536
10	1:21.458	+1.440	14:22:30.994
<b>(14) David Reynolds</b>			
1	1:27.947	+7.996	13:03:26.663
2	00:22.415	59:02.464	14:11:28.696
3	1:23.341	+3.390	14:12:52.037
4	1:20.862	+0.911	14:14:12.899
5	1:19.951		14:15:32.850
6	1:36.498	+16.547	14:17:09.348
7	1:21.312	+1.361	14:18:30.660
8	1:20.433	+0.482	14:19:51.093
9	1:21.073	+1.122	14:21:12.166
10	1:21.786	+1.835	14:22:33.952
<b>(50) Pat Bergin</b>			
1	1:32.392	+10.028	13:03:31.990
2	59:39.142	58:16.778	14:11:11.963
3	1:53.897	+31.533	14:13:05.860
4	1:23.059	+0.695	14:14:28.919

Results provisional until the conclusion of judicial and technical matters

Orbits

Chief Timekeeper: D.Bradfield

Clerk of the Course:

Live timing available at [timing.rhwright.co.uk](http://timing.rhwright.co.uk)

[www.mylaps.com](http://www.mylaps.com)

Licensed to: R.H.Wright Timing



## BARC Bishopscourt Race Meeting


Strykers/Roadsports

Bishopscourt Circuit (N.I) 1.824 miles

Strykers/Roadsports 1 (R14)

08/05/2022 12:15

Race (12:48 Time) started at 13:01:50



Lap	Lap Tm	Diff	Time of Day
5	1:22.458	+0.094	14:15:51.377
6	1:24.107	+1.743	14:17:15.484
7	1:22.446	+0.082	14:18:37.930
8	1:22.364		14:20:00.294
9	1:22.758	+0.394	14:21:23.052

(25) Graham Moore

Lap	Lap Tm	Diff	Time of Day
1	1:26.588	+9.147	13:03:22.574
2	:00:27.572	59:10.131	14:11:08.645
3	1:22.127	+4.686	14:12:30.772
4	1:17.743	+0.302	14:13:48.515
5	1:18.918	+1.477	14:15:07.433
6	1:19.824	+2.383	14:16:27.257
7	1:17.441		14:17:44.698
8	1:17.556	+0.115	14:19:02.254
p9	1:51.717	+34.276	14:20:53.971

(110) Paddy Shovlin

Lap	Lap Tm	Diff	Time of Day
1	1:27.233	+7.079	13:03:25.753
2	:00:27.064	59:06.910	14:11:26.418
3	1:23.062	+2.908	14:12:49.480
4	1:21.556	+1.402	14:14:11.036
5	1:21.044	+0.890	14:15:32.080
6	1:35.465	+15.311	14:17:07.545
7	1:21.884	+1.730	14:18:29.429
8	1:20.154		14:19:49.583
9	1:24.341	+4.187	14:21:13.924

(64) Greg Elliott

Lap	Lap Tm	Diff	Time of Day
1	1:29.046	+8.844	13:03:27.633
2	:00:14.662	58:54.460	14:11:12.364
3	1:24.523	+4.321	14:12:36.887
4	1:20.202		14:13:57.089
5	1:21.320	+1.118	14:15:18.409
6	1:20.656	+0.454	14:16:39.065
7	1:27.287	+7.085	14:18:06.352
p8	1:45.523	+25.321	14:19:51.875

(46) Trevor Allen

Lap	Lap Tm	Diff	Time of Day
1	1:31.688	+12.711	13:03:29.823
2	:00:14.252	58:55.275	14:11:08.864
3	1:25.453	+6.476	14:12:34.317
4	1:19.406	+0.429	14:13:53.723
5	1:18.977		14:15:12.700
6	1:20.089	+1.112	14:16:32.789
p7	1:47.825	+28.848	14:18:20.614

(44) Richard Francis

Lap	Lap Tm	Diff	Time of Day
1	1:26.737	+8.232	13:03:22.438
2	:00:16.597	58:58.092	14:11:08.482
3	1:24.099	+5.594	14:12:32.581
4	1:18.505		14:13:51.086
p5	2:09.298	+50.793	14:16:00.384

(50) Richard Morgan

Lap	Lap Tm	Time of Day
1	1:26.386	13:03:21.919

(917) Jimmy Dougan

Lap	Lap Tm	Time of Day
1	1:26.723	13:03:23.893

Lap Lap Tm Diff Time of Day

Lap Lap Tm Diff Time of Day

Results provisional until the conclusion of judicial and technical matters

Orbits

Chief Timekeeper: D.Bradfield

Clerk of the Course:

Live timing available at [timing.rhwright.co.uk](http://timing.rhwright.co.uk)

[www.mylaps.com](http://www.mylaps.com)

Licensed to: R.H.Wright Timing



## BARC Bishopscourt Race Meeting

Strykers/Roadsports

Bishopscourt Circuit (N.I) 1.824 miles

Strykers/Roadsports 2 (R24)

08/05/2022 16:55

Race (15:00 Time)

14	12	14
	27	28
13	19	1
	25	26
12		24
11	46	22
	21	22
10	64	636
	19	20
9	917	251
	17	18
8	44	50
	15	16
7	34	15
	13	14
6	25	146
	11	12
5		10
4	55	
	7	8
3	10	3
	5	6
2	26	641
	3	4
1	93	9
	1	2

POLE POSITION

Results provisional until the conclusion of judicial and technical matters

Orbits

Chief Timekeeper: D.Bradfield

Clerk of the Course:

Live timing available at [timing.rhwright.co.uk](http://timing.rhwright.co.uk)

[www.mylaps.com](http://www.mylaps.com)

Licensed to: R.H.Wright Timing



## BARC Bishopscourt Race Meeting


Strykers/Roadsports

Bishopscourt Circuit (N.I) 1.824 miles

Strykers/Roadsports 2 (R24)


08/05/2022 16:55

Race (15:00 Time)



18	50
	35
17	66
	33
16	13
	31
15	110
	29

5
36
8
34
2
32
4
30



Results provisional until the conclusion of judicial and technical matters

Orbits

Chief Timekeeper: D.Bradfield

Clerk of the Course:

Live timing available at [timing.rhwright.co.uk](http://timing.rhwright.co.uk)

[www.mylaps.com](http://www.mylaps.com)

Licensed to: R.H.Wright Timing



## BARC Bishops court Race Meeting

Sorted on Laps

Strykers/Roadsports

Bishops court Circuit (N.I) 1.824 miles

Strykers/Roadsports 2 (R24)

08/05/2022 16:55

Race (10:00 Time) started at 17:48:05

Pos	No.	Name	Make	Laps	Total Tm	Best Tm	Best Speed	In Lap	Avg. Speed
1	93	Steven Larkham	Radical PR6	8	10:12.255	<b>1:14.316</b>	88.358	4	85.800
2	9	John Stewart	Radical PR6	8	10:21.870	<b>1:16.031</b>	86.365	7	84.473
3	641	Brian Elliott	Radical Clubsport	8	10:30.596	<b>1:17.285</b>	84.963	2	83.304
4	25	Graham Moore	GMS 01	8	10:31.892	<b>1:16.910</b>	85.378	2	83.133
5	34	Mark Francis	Locost Honda	8	10:32.451	<b>1:17.329</b>	84.915	3	83.060
6	19	Michael Ward	Radical Pr6	8	10:33.251	<b>1:16.289</b>	86.073	8	82.955
7	15	Paul Thompson	1.0 Stryker Honda	8	10:38.894	<b>1:17.752</b>	84.453	5	82.222
8	44	Richard Francis	Locost Honda	8	10:43.835	<b>1:17.637</b>	84.578	6	81.591
9	636	Kevin O'Neill	MNR Vortx	8	10:47.150	<b>1:18.893</b>	83.232	4	81.173
10	46	Trevor Allen	MNR Vortex RT	8	10:58.189	<b>1:16.905</b>	85.383	6	79.812
11	10	Barney Casement	Vauxhall Tigre	8	11:07.566	<b>1:19.494</b>	82.602	7	78.691
12	2	Jonathan Taylor	Stryker	8	11:09.961	<b>1:19.567</b>	82.527	6	78.409
13	13	Kevin McGrath	Raw Stryker	8	11:10.519	<b>1:19.997</b>	82.083	6	78.344
14	14	David Reynolds	Raw Stryker	8	11:13.152	<b>1:20.044</b>	82.035	6	78.038
15	8	Roger Welaratne	Raw Stryker	8	11:16.330	<b>1:20.345</b>	81.728	6	77.671
16	66	Niall McFadden	Stryker	8	11:17.075	<b>1:20.006</b>	82.074	4	77.585
17	4	Dominic Ryan	RAW Stryker Stryker	8	11:17.850	<b>1:21.364</b>	80.704	3	77.497
18	5	Des Meehan	Raw Stryker	8	11:18.718	<b>1:20.005</b>	82.075	4	77.398
19	50	Pat Bergin	Sylve Stryker	8	11:19.287	<b>1:20.757</b>	81.311	7	77.333
20	12	David Griffin	Sylva Striker	8	11:21.079	<b>1:19.911</b>	82.171	6	77.129
<b>Not classified</b>									
DNF	146	David Mutch	GMS Honda	3	4:03.373	<b>1:17.585</b>	84.635	3	80.942

### Announcements

Penalty - Car 12 +10s - Out of Position Start (Q12.14)

Margin of Victory	Avg. Speed	Best Lap Tm	Best Speed	Best Lap by
9.615	85.800	1:14.316	88.358	93 - Steven Larkham

Results provisional until the conclusion of judicial and technical matters

Orbits

Chief Timekeeper: D.Bradfield

Clerk of the Course:

Live timing available at [timing.rhwright.co.uk](http://timing.rhwright.co.uk)

[www.mylaps.com](http://www.mylaps.com)

Licensed to: R.H.Wright Timing



## BARC Bishopscourt Race Meeting

Strykers/Roadsports

Bishopscourt Circuit (N.I) 1.824 miles

Strykers/Roadsports 2 (R24)

08/05/2022 16:55

Race (10:00 Time) started at 17:48:05

Lap	Lap Tm	Diff	Time of Day
<b>(93) Steven Larkham</b>			
1	1:21.187	+6.871	17:49:28.879
2	1:14.979	+0.663	17:50:43.858
3	1:14.806	+0.490	17:51:58.664
4	1:14.316		17:53:12.980
5	1:15.272	+0.956	17:54:28.252
6	1:15.201	+0.885	17:55:43.453
7	1:15.122	+0.806	17:56:58.575
8	1:19.446	+5.130	17:58:18.021

Lap	Lap Tm	Diff	Time of Day
<b>(9) John Stewart</b>			
1	1:24.334	+8.303	17:49:32.027
2	1:17.048	+1.017	17:50:49.075
3	1:16.142	+0.111	17:52:05.217
4	1:16.128	+0.097	17:53:21.345
5	1:16.503	+0.472	17:54:37.848
6	1:17.386	+1.355	17:55:55.234
7	1:16.031		17:57:11.265
8	1:16.371	+0.340	17:58:27.636

Lap	Lap Tm	Diff	Time of Day
<b>(641) Brian Elliott</b>			
1	1:21.981	+4.696	17:49:31.219
2	1:17.285		17:50:48.504
3	1:18.504	+1.219	17:52:07.008
4	1:17.584	+0.299	17:53:24.592
5	1:18.968	+1.683	17:54:43.560
6	1:17.497	+0.212	17:56:01.057
7	1:17.583	+0.296	17:57:18.640
8	1:17.722	+0.437	17:58:36.362

Lap	Lap Tm	Diff	Time of Day
<b>(25) Graham Moore</b>			
1	1:22.689	+5.779	17:49:33.351
2	1:16.910		17:50:50.261
3	1:18.280	+1.370	17:52:08.541
4	1:17.142	+0.232	17:53:25.683
5	1:18.189	+1.279	17:54:43.872
6	1:17.943	+1.033	17:56:01.815
7	1:18.052	+1.142	17:57:19.867
8	1:17.791	+0.881	17:58:37.658

Lap	Lap Tm	Diff	Time of Day
<b>(34) Mark Francis</b>			
1	1:21.783	+4.454	17:49:32.471
2	1:18.290	+0.961	17:50:50.761
3	1:17.329		17:52:08.090
4	1:18.243	+0.914	17:53:26.333
5	1:17.991	+0.662	17:54:44.324
6	1:18.125	+0.796	17:56:02.449
7	1:17.887	+0.558	17:57:20.336
8	1:17.881	+0.552	17:58:38.217

Lap	Lap Tm	Diff	Time of Day
<b>(19) Michael Ward</b>			
1	1:25.708	+9.419	17:49:35.418
2	1:19.186	+2.897	17:50:54.604
3	1:18.171	+1.882	17:52:12.775
4	1:17.854	+1.565	17:53:30.629
5	1:17.581	+1.292	17:54:48.210
6	1:17.219	+0.930	17:56:05.429
7	1:17.299	+1.010	17:57:22.728
8	1:16.289		17:58:39.017

Lap	Lap Tm	Diff	Time of Day
<b>(15) Paul Thompson</b>			
1	1:24.460	+6.708	17:49:35.375
2	1:20.165	+2.413	17:50:55.540
3	1:18.579	+0.827	17:52:14.119
4	1:18.003	+0.251	17:53:32.122
5	1:17.752		17:54:49.874
6	1:18.043	+0.291	17:56:07.917
7	1:18.146	+0.394	17:57:26.063
8	1:18.597	+0.845	17:58:44.660

Lap	Lap Tm	Diff	Time of Day
<b>(44) Richard Francis</b>			
1	1:26.213	+8.576	17:49:37.459
2	1:19.323	+1.686	17:50:56.782

Lap	Lap Tm	Diff	Time of Day
3	1:18.293	+0.656	17:52:15.075
4	1:17.891	+0.254	17:53:32.966
5	1:17.737	+0.100	17:54:50.703
6	1:17.637		17:56:08.340
7	1:19.219	+1.582	17:57:27.559
8	1:22.042	+4.405	17:58:49.601

Lap	Lap Tm	Diff	Time of Day
<b>(636) Kevin O'Neill</b>			
1	1:25.590	+6.697	17:49:37.248
2	1:19.192	+0.299	17:50:56.440
3	1:20.276	+1.383	17:52:16.716
4	1:18.893		17:53:35.609
5	1:19.323	+0.430	17:54:54.932
6	1:19.778	+0.885	17:56:14.710
7	1:18.893		17:57:33.603
8	1:19.313	+0.420	17:58:52.916

Lap	Lap Tm	Diff	Time of Day
<b>(46) Trevor Allen</b>			
1	1:25.271	+8.366	17:49:36.437
2	1:18.592	+1.687	17:50:55.029
3	1:18.240	+1.335	17:52:13.269
4	1:18.343	+1.438	17:53:31.612
5	1:17.652	+0.747	17:54:49.264
6	1:16.905		17:56:06.169
7	1:17.543	+0.638	17:57:23.712
8	1:40.243	+23.338	17:59:03.955

Lap	Lap Tm	Diff	Time of Day
<b>(10) Barney Casement</b>			
1	1:35.682	+16.188	17:49:45.877
2	1:23.476	+3.982	17:51:09.353
3	1:21.529	+2.035	17:52:30.882
4	1:21.091	+1.597	17:53:51.973
5	1:20.613	+1.119	17:55:12.586
6	1:20.303	+0.809	17:56:32.889
7	1:19.494		17:57:52.383
8	1:20.949	+1.455	17:59:13.332

Lap	Lap Tm	Diff	Time of Day
<b>(2) Jonathan Taylor</b>			
1	1:22.647	+3.080	17:49:51.783
2	1:20.287	+0.720	17:51:12.070
3	1:20.929	+1.362	17:52:32.999
4	1:20.612	+1.045	17:53:53.611
5	1:20.403	+0.836	17:55:14.014
6	1:19.567		17:56:33.581
7	1:21.309	+1.742	17:57:54.890
8	1:20.837	+1.270	17:59:15.727

Lap	Lap Tm	Diff	Time of Day
<b>(13) Kevin McGrath</b>			
1	1:23.119	+3.122	17:49:50.928
2	1:20.941	+0.944	17:51:11.869
3	1:21.255	+1.258	17:52:33.124
4	1:21.108	+1.111	17:53:54.232
5	1:20.321	+0.324	17:55:14.553
6	1:19.997		17:56:34.550
7	1:20.215	+0.218	17:57:54.765
8	1:21.520	+1.523	17:59:16.285

Lap	Lap Tm	Diff	Time of Day
<b>(14) David Reynolds</b>			
1	1:22.537	+2.493	17:49:49.731
2	1:21.797	+1.753	17:51:11.528
3	1:20.688	+0.644	17:52:32.216
4	1:20.889	+0.845	17:53:53.105
5	1:20.847	+0.803	17:55:13.952
6	1:20.044		17:56:33.996
7	1:20.341	+0.297	17:57:54.337
8	1:24.581	+4.537	17:59:18.918

Lap	Lap Tm	Diff	Time of Day
<b>(8) Roger Welaratne</b>			
1	1:24.044	+3.699	17:49:53.151
2	1:21.972	+1.627	17:51:15.123
3	1:21.112	+0.767	17:52:36.235
4	1:20.814	+0.469	17:53:57.049
5	1:21.523	+1.178	17:55:18.572
6	1:20.345		17:56:38.917

Lap	Lap Tm	Diff	Time of Day
7	1:20.692	+0.347	17:57:59.609
8	1:22.487	+2.142	17:59:22.096

Lap	Lap Tm	Diff	Time of Day
<b>(66) Niall McFadden</b>			
1	1:24.114	+4.108	17:49:52.966
2	1:21.928	+1.922	17:51:14.894
3	1:21.153	+1.147	17:52:36.047
4	1:20.006		17:53:56.053
5	1:23.954	+3.948	17:55:20.007
6	1:21.686	+1.680	17:56:41.693
7	1:20.221	+0.215	17:58:01.914
8	1:20.927	+0.921	17:59:22.841

Lap	Lap Tm	Diff	Time of Day
<b>(4) Dominic Ryan</b>			
1	1:23.368	+2.004	17:49:51.614
2	1:22.195	+0.831	17:51:13.809
3	1:21.364		17:52:35.173
4	1:21.379	+0.015	17:53:56.552
5	1:21.759	+0.395	17:55:18.311
6	1:21.621	+0.257	17:56:39.932
7	1:21.479	+0.115	17:58:01.411
8	1:22.205	+0.841	17:59:23.616

Lap	Lap Tm	Diff	Time of Day
<b>(5) Des Meehan</b>			
1	1:25.972	+5.967	17:49:55.587
2	1:22.010	+2.005	17:51:17.597
3	1:21.414	+1.409	17:52:39.011
4	1:20.005		17:53:59.016
5	1:21.416	+1.411	17:55:20.432
6	1:21.065	+1.060	17:56:41.497
7	1:21.558	+1.553	17:58:03.055
8	1:21.429	+1.424	17:59:24.484

Lap	Lap Tm	Diff	Time of Day
<b>(50) Pat Bergin</b>			
1	1:26.655	+5.898	17:49:56.534
2	1:21.630	+0.873	17:51:18.164
3	1:21.764	+1.007	17:52:39.928
4	1:20.950	+0.193	17:54:00.878
5	1:21.242	+0.485	17:55:22.120
6	1:20.786	+0.029	17:56:42.906
7	1:20.757		17:58:03.663
8	1:21.390	+0.633	17:59:25.053

Lap	Lap Tm	Diff	Time of Day
<b>(12) David Griffin</b>			
1	1:22.833	+2.922	17:49:49.495
2	1:21.403	+1.492	17:51:10.898
3	1:20.712	+0.801	17:52:31.610
4	1:21.265	+1.354	17:53:52.875
5	1:20.698	+0.787	17:55:13.573
6	1:19.911		17:56:33.484
7	1:20.584	+0.673	17:57:54.068
8	1:22.777	+2.866	17:59:16.845

Lap	Lap Tm	Diff	Time of Day
<b>(146) David Mutch</b>			
1	1:22.463	+4.878	17:49:32.899
2	1:18.655	+1.070	17:50:51.554
3	1:17.585		17:52:09.139

Results provisional until the conclusion of judicial and technical matters

Orbits

Chief Timekeeper: D.Bradfield