



500MRCI Leinster Trophy Race Meeting

Sorted on best lap time

BOSS Ireland

Kirkistown 500 MRCI 1.512 miles

Qualifying (Q8)

26/08/2022 15:50

Qualifying started at 15:52:22

Pos	No.	Name	Make	Best Tm	Diff	In Lap	Best Speed	2nd Best	2nd Lap
1	19	Cian Carey	2.0 Dallara F317	52.210		15	104.252	52.268	16
2	55	Noel Robinson	3.5 Dallara WS	52.482	0.272	10	103.712	52.799	9
3	36	Aaron Gaughran	2.0 Dallara F312	53.612	1.402	16	101.526	53.854	6
4	7	Tony Greenan	2.0 Dallara F317	53.726	1.516	14	101.311	53.744	15
5	23	Jonathan Fildes	3.5 Lola T96	54.469	2.259	5	99.929	54.834	3
6	46	Michael Roche	2.0 Dallara F306	55.129	2.919	10	98.732	55.252	4
7	21	Daniel Faherty	2.0 Dallara F302	57.305	5.095	9	94.983	57.336	11
8	6	Gary Graham	2.0 Tatuus FR	57.727	5.517	10	94.289	58.201	6
9	18	Tom Gaughran	3.5 Dallara T05	58.061	5.851	9	93.747	58.224	8

Results provisional until the conclusion of judicial and technical matters

Orbits

Chief Timekeeper: D.Bradfield

Clerk of the Course:

Live timing available at timing.rhwright.co.uk

www.mylaps.com

Licensed to: R.H.Wright Timing



500MRCI Leinster Trophy Race Meeting


BOSS Ireland

Kirkstown 500 MRCI 1.512 miles

Qualifying (Q8)

26/08/2022 15:50

Qualifying started at 15:52:22



Lap	Lap Tm	Diff	Time of Day
(19) Cian Carey			
1	55.103	+2.893	15:54:27.955
2	56.001	+3.791	15:55:23.956
3	53.535	+1.325	15:56:17.491
4	53.189	+0.979	15:57:10.680
5	54.024	+1.814	15:58:04.704
6	53.431	+1.221	15:58:58.135
7	53.951	+1.741	15:59:52.086
8	52.686	+0.476	16:00:44.772
9	52.898	+0.688	16:01:37.670
10	52.533	+0.323	16:02:30.203
11	52.280	+0.070	16:03:22.483
12	52.270	+0.060	16:04:14.753
13	52.382	+0.172	16:05:07.135
14	52.392	+0.182	16:05:59.527
15	52.210		16:06:51.737
16	52.268	+0.058	16:07:44.005
(55) Noel Robinson			
1	56.834	+4.352	15:56:28.852
2	54.523	+2.041	15:56:23.375
3	53.914	+1.432	15:57:17.289
4	53.342	+0.860	15:58:10.631
5	53.478	+0.996	15:59:04.109
6	53.425	+0.943	15:59:57.534
7	54.296	+1.814	16:00:51.830
8	57.215	+4.733	16:01:49.045
9	52.799	+0.317	16:02:41.844
10	52.482		16:03:34.326
11	59.285	+6.803	16:04:33.611
12	1:02.127	+9.645	16:05:35.738
13	53.549	+1.067	16:06:29.287
14	53.782	+1.300	16:07:23.069
(36) Aaron Gaughan			
1	56.146	+2.534	15:54:27.273
2	57.931	+4.319	15:55:25.204
3	54.332	+0.720	15:56:19.536
4	54.163	+0.551	15:57:13.699
5	54.730	+1.118	15:58:08.429
6	53.854	+0.242	15:59:02.283
7	54.478	+0.866	15:59:56.761
8	54.619	+1.007	16:00:51.380
9	54.392	+0.780	16:01:45.772
10	54.111	+0.499	16:02:39.883
11	53.859	+0.247	16:03:33.742
12	55.300	+1.688	16:04:29.042
13	54.331	+0.719	16:05:23.373
14	54.007	+0.395	16:06:17.380
15	54.127	+0.515	16:07:11.507
16	53.612		16:08:05.119
(7) Tony Greenan			
1	56.519	+2.793	15:54:20.059
2	54.310	+0.584	15:55:14.369
3	55.393	+1.667	15:56:09.762
4	55.926	+2.200	15:57:05.688
5	54.343	+0.617	15:58:00.031
6	54.968	+1.242	15:58:54.999
7	54.243	+0.517	15:59:49.242
8	54.969	+1.243	16:00:44.211
9	55.665	+1.939	16:01:39.876
10	54.156	+0.430	16:02:34.032
11	54.637	+0.911	16:03:28.669
12	53.788	+0.062	16:04:22.457
13	54.360	+0.634	16:05:16.817
14	53.726		16:06:10.543
15	53.744	+0.018	16:07:04.287
16	53.845	+0.119	16:07:58.132
(23) Jonathan Fildes			
1	1:06.862	+12.393	15:56:14.017
2	55.273	+0.804	15:57:09.290

Lap	Lap Tm	Diff	Time of Day
3	54.834	+0.365	15:58:04.124
4	55.569	+1.100	15:58:59.693
5	54.469		15:59:54.162
(46) Michael Roche			
1	56.173	+1.044	15:54:34.927
2	56.686	+1.557	15:55:31.613
3	55.801	+0.672	15:56:27.414
4	55.252	+0.123	15:57:22.666
5	58.390	+3.261	15:58:21.056
6	55.511	+0.382	15:59:16.567
7	56.224	+1.095	16:00:12.791
8	55.477	+0.348	16:01:08.268
9	55.556	+0.427	16:02:03.824
10	55.129		16:02:58.953
(21) Daniel Faherty			
1	1:23.440	+26.135	15:55:43.469
2	1:11.774	+14.469	15:56:55.243
3	1:01.248	+3.943	15:57:56.491
4	1:00.116	+2.811	15:58:56.607
5	1:02.069	+4.764	15:59:58.676
6	59.495	+2.190	16:00:58.171
7	58.086	+0.781	16:01:56.257
8	57.712	+0.407	16:02:53.969
9	57.305		16:03:51.274
10	57.654	+0.349	16:04:48.928
11	57.336	+0.031	16:05:46.264
12	57.825	+0.520	16:06:44.089
13	57.418	+0.113	16:07:41.507
(6) Gary Graham			
1	1:03.906	+6.179	15:54:45.813
2	1:00.102	+2.375	15:55:45.915
3	1:01.918	+4.191	15:56:47.833
4	59.062	+1.335	15:57:46.895
5	58.385	+0.658	15:58:45.280
6	58.201	+0.474	15:59:43.481
7	59.207	+1.480	16:00:42.688
8	1:00.958	+3.231	16:01:43.646
9	58.416	+0.689	16:02:42.062
10	57.727		16:03:39.789
11	58.446	+0.719	16:04:38.235
12	59.525	+1.798	16:05:37.760
13	58.722	+0.995	16:06:36.482
14	1:04.529	+6.802	16:07:41.011
(18) Tom Gaughan			
1	1:00.057	+1.996	15:54:42.284
2	59.194	+1.133	15:55:41.478
3	58.933	+0.872	15:56:40.411
4	58.327	+0.266	15:57:38.738
5	58.868	+0.807	15:58:37.606
6	58.472	+0.411	15:59:36.078
7	59.974	+1.913	16:00:36.052
8	58.224	+0.163	16:01:34.276
9	58.061		16:02:32.337
10	59.493	+1.432	16:03:31.830
11	58.701	+0.640	16:04:30.531
12	58.978	+0.917	16:05:29.509
13	58.256	+0.195	16:06:27.765
14	58.790	+0.729	16:07:26.555

Results provisional until the conclusion of judicial and technical matters

Orbits

Chief Timekeeper: D.Bradfield

Clerk of the Course:

Live timing available at timing.rhwright.co.uk

www.mylaps.com

Licensed to: R.H.Wright Timing





500MRCI Leinster Trophy Race Meeting

BOSS Ireland

Kirkistown 500 MRCI 1.512 miles

Race 1 (R8)

27/08/2022 12:40

Race (15:00 and 1 Laps)

5	18	3
	9	10
4	21	6
	7	8
3	23	46
	5	6
2	36	7
	3	4
1	19	55
	1	2

POLE POSITION

Results provisional until the conclusion of judicial and technical matters

Orbits

Chief Timekeeper: D.Bradfield

Clerk of the Course:

Live timing available at timing.rhwright.co.uk

www.mylaps.com

Licensed to: R.H.Wright Timing



R.H.Wright Timing

500MRCI Leinster Trophy Race Meeting

Sorted on Laps

BOSS Ireland

Kirkistown 500 MRCI 1.512 miles

Race 1 (R8)

27/08/2022 12:40

Race (15:00 and 1 Laps) started at 12:56:38

Pos	No.	Name	Make	Laps	Total Tm	Best Tm	Best Speed	In Lap	Avg. Speed
1	19	Cian Carey	2.0 Dallara F317	18	15:57.608	52.061	104.551	13	102.312
2	55	Noel Robinson	3.5 Dallara WS	18	16:08.129	52.827	103.035	8	101.200
3	7	Tony Greenan	2.0 Dallara F317	18	16:33.488	54.281	100.275	14	98.617
4	36	Aaron Gaughran	2.0 Dallara F312	18	16:36.865	54.356	100.137	13	98.282
5	46	Michael Roche	2.0 Dallara F306	17	16:05.695	55.108	98.770	9	95.818
6	21	Daniel Faherty	2.0 Dallara F302	17	16:40.108	57.375	94.867	14	92.521
7	18	Tom Gaughran	3.5 Dallara T05	16	16:38.545	57.673	94.377	5	87.215
8	6	Gary Graham	2.0 Tatuus FR	16	16:41.420	58.325	93.322	8	86.965
Not classified									
DNF	23	Jonathan Fildes	3.5 Lola T96	4	7:17.900	53.544	101.655	3	49.719
DNS	3	Joe Christian	2.0 Tatuus FR					0	-

Margin of Victory

Avg. Speed

Best Lap Tm

Best Speed

Best Lap by

10.521

102.312

52.061

104.551

19 - Cian Carey

Results provisional until the conclusion of judicial and technical matters

Orbits

Chief Timekeeper: D.Bradfield

Clerk of the Course:

Live timing available at timing.rhwright.co.uk

www.mylaps.com

Licensed to: R.H.Wright Timing

Printed: 27/08/2022 13:14:15



500MRCI Leinster Trophy Race Meeting


BOSS Ireland

Kirkistown 500 MRCI 1.512 miles

Leinster Trophy (R13)

27/08/2022 15:10

Race (15:05 and 1 Laps) started at 15:35:44



5	23
	9
4	18
	7
3	46
	5
2	36
	3
1	19
	1

6
8
21
6
7
4
55
2

POLE POSITION



Results provisional until the conclusion of judicial and technical matters

Orbits

Chief Timekeeper: D.Bradfield

Clerk of the Course:

Live timing available at timing.rhwright.co.uk

www.mylaps.com

Licensed to: R.H.Wright Timing

Printed: 27/08/2022 15:43:10



500MRCI Leinster Trophy Race Meeting

Sorted on Laps

BOSS Ireland

Kirkistown 500 MRCI 1.512 miles

Leinster Trophy (R13)

27/08/2022 15:10

Race (15:05 and 1 Laps) started at 15:35:44

Pos	No.	Name	Make	Laps	Total Tm	Best Tm	Best Speed	In Lap	Avg. Speed
1	19	Cian Carey	2.0 Dallara F317	17	16:27.926	51.883	104.910	15	93.662
2	55	Noel Robinson	3.5 Dallara WS	17	16:45.812	52.925	102.844	9	91.997
3	36	Aaron Gaughran	2.0 Dallara F312	17	17:01.984	54.271	100.293	6	90.541
4	7	Tony Greenan	2.0 Dallara F317	17	17:05.266	54.099	100.612	9	90.251
5	21	Daniel Faherty	2.0 Dallara F302	16	16:42.388	56.827	95.782	16	86.881
6	18	Tom Gaughran	3.5 Dallara T05	15	16:31.958	58.023	93.808	3	82.307
7	6	Gary Graham	2.0 Tatuus FR	14	17:03.729	59.584	91.350	7	74.436
Not classified									
DNF	46	Michael Roche	2.0 Dallara F306	14	14:23.942	55.218	98.573	12	88.203
DNF	23	Jonathan Fildes	3.5 Lola T96	3	2:48.151	53.266	102.186	3	97.110

Announcements

Race Red Flagged on lap 4 - Restarted with grid based on lap 3 (Q12.15.2)

Margin of Victory	Avg. Speed	Best Lap Tm	Best Speed	Best Lap by
17.886	93.662	51.883	104.910	19 - Cian Carey

Results provisional until the conclusion of judicial and technical matters

Orbits

Chief Timekeeper: D.Bradfield

Clerk of the Course:

Live timing available at timing.rhwright.co.uk

www.mylaps.com

Licensed to: R.H.Wright Timing



500MRCI Leinster Trophy Race Meeting

BOSS Ireland

Kirkstown 500 MRCI 1.512 miles

Leinster Trophy (R13)

27/08/2022 15:10

Race (15:05 and 1 Laps) started at 15:35:44

Lap	Lap Tm	Diff	Time of Day
(19) Cian Carey			
1	56.897	+5.014	15:36:43.225
2	52.731	+0.848	15:37:35.956
3	52.345	+0.462	15:38:28.301
3	2:04.459	+1:12.576	15:48:01.435
4	55.973	+4.090	15:48:57.408
5	52.485	+0.602	15:49:49.893
6	52.250	+0.367	15:50:42.143
7	52.264	+0.381	15:51:34.407
8	52.087	+0.204	15:52:26.494
9	52.620	+0.737	15:53:19.114
10	52.070	+0.187	15:54:11.184
11	52.051	+0.168	15:55:03.235
12	52.063	+0.180	15:55:55.298
13	52.090	+0.207	15:56:47.388
14	52.051	+0.168	15:57:39.439
15	51.883		15:58:31.322
16	54.817	+2.934	15:59:26.139
17	56.654	+4.771	16:00:22.793

(55) Noel Robinson			
1	59.302	+6.377	15:36:45.499
2	53.589	+0.664	15:37:39.088
3	55.605	+2.680	15:38:34.693
3	2:01.212	+1:08.287	15:48:01.626
4	1:01.665	+8.740	15:49:03.291
5	53.540	+0.615	15:49:56.831
6	53.448	+0.523	15:50:50.279
7	53.649	+0.724	15:51:43.928
8	53.394	+0.469	15:52:37.322
9	52.925		15:53:30.247
10	53.357	+0.432	15:54:23.604
11	53.143	+0.218	15:55:16.747
12	53.176	+0.251	15:56:09.923
13	53.369	+0.444	15:57:03.292
14	53.553	+0.628	15:57:56.845
15	53.581	+0.656	15:58:50.426
16	53.767	+0.842	15:59:44.193
17	56.486	+3.561	16:00:40.679

(36) Aaron Gaughran			
1	59.860	+5.589	15:36:46.610
2	55.317	+1.046	15:37:41.927
3	55.437	+1.166	15:38:37.364
3	2:04.208	+1:09.937	15:48:02.176
4	58.245	+3.974	15:49:00.421
5	54.738	+0.467	15:49:55.159
6	54.271		15:50:49.430
7	55.293	+1.022	15:51:44.723
8	55.120	+0.849	15:52:39.843
9	55.172	+0.901	15:53:35.015
10	55.210	+0.939	15:54:30.225
11	55.642	+1.371	15:55:25.867
12	56.068	+1.797	15:56:21.935
13	55.123	+0.852	15:57:17.058
14	54.971	+0.700	15:58:12.029
15	54.783	+0.512	15:59:06.812
16	55.013	+0.742	16:00:01.825
17	55.026	+0.755	16:00:56.851

(7) Tony Greenan			
1	1:01.412	+7.313	15:36:48.791
2	56.455	+2.356	15:37:45.246
3	55.667	+1.568	15:38:40.913
3	2:04.009	+1:09.910	15:48:02.265
4	1:08.102	+14.003	15:49:10.367
5	55.501	+1.402	15:50:05.868
6	55.220	+1.121	15:51:01.088
7	54.570	+0.471	15:51:55.658
8	54.519	+0.420	15:52:50.177
9	54.099		15:53:44.276
10	54.222	+0.123	15:54:38.498
11	54.307	+0.208	15:55:32.805

Lap	Lap Tm	Diff	Time of Day
12	54.114	+0.015	15:56:26.919
13	55.157	+1.058	15:57:22.076
14	54.847	+0.748	15:58:16.923
15	54.282	+0.183	15:59:11.205
16	54.243	+0.144	16:00:05.448
17	54.685	+0.586	16:01:00.133

(21) Daniel Faherty			
1	1:02.797	+5.970	15:36:50.709
2	58.575	+1.748	15:37:49.284
3	58.123	+1.296	15:38:47.407
3	2:03.080	+1:06.253	15:48:02.610
4	1:04.709	+7.882	15:49:07.319
5	58.224	+1.397	15:50:05.543
6	58.227	+1.400	15:51:03.770
7	57.519	+0.692	15:52:01.289
8	57.623	+0.796	15:52:58.912
9	57.381	+0.554	15:53:56.293
10	57.643	+0.816	15:54:53.936
11	57.335	+0.508	15:55:51.271
12	57.110	+0.283	15:56:48.381
13	57.970	+1.143	15:57:46.351
14	57.028	+0.201	15:58:43.379
15	57.049	+0.222	15:59:40.428
16	56.827		16:00:37.255

(18) Tom Gaughran			
1	1:03.772	+5.749	15:36:52.458
2	58.344	+0.321	15:37:50.802
3	58.023		15:38:48.825
3	2:08.928	+1:10.905	15:48:08.588
4	1:04.207	+6.184	15:49:12.795
5	58.355	+0.332	15:50:11.150
6	58.719	+0.696	15:51:09.869
7	58.602	+0.579	15:52:08.471
8	58.684	+0.661	15:53:07.155
9	1:03.621	+5.598	15:54:10.776
10	1:11.622	+13.599	15:55:22.398
11	1:03.132	+5.109	15:56:25.530
12	1:00.369	+2.346	15:57:25.899
13	59.105	+1.082	15:58:25.004
14	1:00.876	+2.853	15:59:25.880
15	1:00.945	+2.922	16:00:26.825

(6) Gary Graham			
1	1:06.509	+6.925	15:36:54.499
2	1:01.199	+1.615	15:37:55.698
3	1:00.206	+0.622	15:38:55.904
3	2:02.830	+1:03.246	15:48:03.317
4	1:15.094	+15.510	15:49:18.411
5	1:02.634	+3.050	15:50:21.045
6	1:00.737	+1.153	15:51:21.782
7	59.584		15:52:21.366
8	1:01.203	+1.619	15:53:22.569
9	1:04.270	+4.686	15:54:26.839
10	1:12.807	+13.223	15:55:39.646
11	1:16.952	+17.368	15:56:56.598
12	1:24.780	+25.196	15:58:21.378
13	1:19.624	+20.040	15:59:41.002
14	1:17.594	+18.010	16:00:58.596

(46) Michael Roche			
1	1:00.590	+5.372	15:36:48.113
2	56.739	+1.521	15:37:44.852
3	56.997	+1.779	15:38:41.849
3	2:04.166	+1:08.948	15:48:02.785
4	58.898	+3.680	15:49:01.683
5	55.417	+0.199	15:49:57.100
6	55.662	+0.444	15:50:52.762
7	55.741	+0.523	15:51:48.503
8	55.727	+0.509	15:52:44.230
9	55.307	+0.089	15:53:39.537
10	55.333	+0.115	15:54:34.870
11	55.875	+0.657	15:55:30.745

Results provisional until the conclusion of judicial and technical matters

Orbits

Chief Timekeeper: D.Bradfield

Clerk of the Course:

Live timing available at timing.rhwright.co.uk

www.mylaps.com

Licensed to: R.H.Wright Timing

Printed: 28/08/2022 11:17:44



500MRCI Leinster Trophy Race Meeting

Sorted on best lap time

Fiesta Zetec/Mini/MazdaMX5

Kirkistown 500 MRCI 1.512 miles

Qualifying (Q7)

26/08/2022 15:30

Qualifying started at 15:39:23

Pos	No.	Name	Make	Best Tm	Diff	In Lap	Best Speed	2nd Best	2nd Lap
Ford Fiesta									
1	49	Michael Graham	1.3 Ford Fiesta	1:16.587		5	71.070	1:16.719	7
2	11	Paul Stewart	1.3 Ford Fiesta	1:16.736	0.149	6	70.932	1:17.398	2
3	55	Mark Stewart	1.3 Ford Fiesta	1:16.818	0.231	6	70.856	1:17.053	2
4	76	Derek Graham	1.3 Ford Fiesta	1:16.880	0.293	2	70.799	1:16.983	5
5	21	Megan Campbell	1.3 Ford Fiesta	1:17.286	0.699	4	70.427	1:17.438	2
6	97	Neville Anderson	1.3 Ford Fiesta	1:17.374	0.787	4	70.347	1:17.889	6
7	28	Stephen Walker	1.3 Ford Fiesta	1:17.842	1.255	3	69.924	1:17.875	7
8	29	Henry White	1.3 Ford Fiesta	1:18.667	2.080	6	69.191	1:18.785	7
9	8	Michael Mulholland	1.3 Ford Fiesta	1:19.741	3.154	3	68.259	1:19.816	4
10	86	Gary Moore	1.3 Ford Fiesta	1:21.327	4.740	4	66.928	1:21.504	3
11	18	Conor Mulholland	1.3 Ford Fiesta			0	-		0
Mazda MX5									
1	14	Francis Allen	1.8 Mazda MX5	1:09.914		7	77.853	1:10.199	1
2	22	David Cousins	1.8 Mazda MX5	1:10.230	0.316	3	77.503	1:10.453	6
3	173	Gavin Kilkey	1.8 Mazda MX5	1:11.204	1.290	2	76.443	1:11.250	5
4	7	Gregory Radcliffe	1.8 Mazda MX5	1:13.085	3.171	7	74.475	1:13.234	4
5	41	Damian Moran	1.8 Mazda MX5			0	-		0
6	42	Jim Kennedy	1.8 Mazda MX5			0	-		0
Mini Cooper									
1	27	Hugh McEvoy	1.6 BMW Mini			0	-		0
2	555	Kian Brien	1.6 BMW Mini			0	-		0

Announcements

Car 18 - No transponder times recorded (Q12.8.1)

Results provisional until the conclusion of judicial and technical matters

Orbits

Chief Timekeeper: D.Bradfield

Clerk of the Course:

Live timing available at timing.rhwright.co.uk

www.mylaps.com

Licensed to: R.H.Wright Timing



500MRCI Leinster Trophy Race Meeting

Fiesta Zetec/Mini/MazdaMX5

Kirkistown 500 MRCI 1.512 miles

Qualifying (Q7)

26/08/2022 15:30

Qualifying started at 15:39:23

Lap	Lap Tm	Diff	Time of Day
(14) Francis Allen			
1	1:10.199	+0.285	15:42:20.508
2	1:10.838	+0.924	15:43:31.346
3	1:10.506	+0.592	15:44:41.852
4	1:13.727	+3.813	15:45:55.579
5	1:10.338	+0.424	15:47:05.917
6	1:11.276	+1.362	15:48:17.193
7	1:09.914		15:49:27.107
(22) David Cousins			
1	1:10.499	+0.289	15:42:31.006
2	1:10.554	+0.324	15:43:41.560
3	1:10.230		15:44:51.790
4	1:11.349	+1.119	15:46:03.139
5	1:11.159	+0.929	15:47:14.298
6	1:10.453	+0.223	15:48:24.751
7	1:11.131	+0.901	15:49:35.882
(173) Gavin Kilkey			
1	1:13.411	+2.207	15:42:34.722
2	1:11.204		15:43:45.926
3	1:12.907	+1.703	15:44:58.833
4	1:11.394	+0.190	15:46:10.227
5	1:11.250	+0.046	15:47:21.477
6	1:12.077	+0.873	15:48:33.554
7	1:15.845	+4.641	15:49:49.399
(7) Gregory Radcliffe			
1	1:15.568	+2.483	15:42:38.341
2	1:15.582	+2.497	15:43:53.923
3	1:13.616	+0.531	15:45:07.539
4	1:13.234	+0.149	15:46:20.773
5	1:14.352	+1.267	15:47:35.125
6	1:13.468	+0.383	15:48:48.593
7	1:13.085		15:50:01.678
(49) Michael Graham			
1	1:17.969	+1.382	15:42:18.521
2	1:17.821	+1.234	15:43:36.342
3	1:17.233	+0.646	15:44:53.575
4	1:16.931	+0.344	15:46:10.506
5	1:16.587		15:47:27.093
6	1:17.151	+0.564	15:48:44.244
7	1:16.719	+0.132	15:50:00.963
(11) Paul Stewart			
1	1:17.467	+0.731	15:42:05.927
2	1:17.398	+0.662	15:43:23.325
3	1:17.785	+1.049	15:44:41.110
4	1:17.804	+1.068	15:45:58.914
5	1:17.615	+0.879	15:47:16.529
6	1:16.736		15:48:33.265
7	1:17.438	+0.702	15:49:50.703
(55) Mark Stewart			
1	1:17.718	+0.900	15:42:05.567
2	1:17.053	+0.235	15:43:22.620
3	1:17.527	+0.709	15:44:40.147
4	1:18.404	+1.586	15:45:58.551
5	1:17.564	+0.746	15:47:16.115
6	1:16.818		15:48:32.933
7	1:17.441	+0.623	15:49:50.374
(76) Derek Graham			
1	1:17.174	+0.294	15:42:14.532
2	1:16.880		15:43:31.412
3	1:17.294	+0.414	15:44:48.706
4	1:17.129	+0.249	15:46:05.835
5	1:16.983	+0.103	15:47:22.818
6	1:20.515	+3.635	15:48:43.333
7	1:16.985	+0.105	15:50:00.318
(21) Megan Campbell			

Lap	Lap Tm	Diff	Time of Day
1	1:17.919	+0.633	15:42:07.500
2	1:17.438	+0.152	15:43:24.938
3	1:17.796	+0.510	15:44:42.734
4	1:17.286		15:46:00.020
5	1:18.143	+0.857	15:47:18.163
6	1:19.023	+1.737	15:48:37.186
7	1:17.546	+0.260	15:49:54.732
(97) Neville Anderson			
1	1:19.038	+1.664	15:42:23.951
2	1:18.819	+1.445	15:43:42.770
3	1:18.436	+1.062	15:45:01.206
4	1:17.374		15:46:18.580
5	1:19.391	+2.017	15:47:37.971
6	1:17.889	+0.515	15:48:55.860
7	1:18.104	+0.730	15:50:13.964
(28) Stephen Walker			
1	1:19.541	+1.699	15:42:29.354
2	1:18.648	+0.806	15:43:48.002
3	1:17.842		15:45:05.844
4	1:18.438	+0.596	15:46:24.282
5	1:18.064	+0.222	15:47:42.346
6	1:18.183	+0.341	15:49:00.529
7	1:17.875	+0.033	15:50:18.404
(29) Henry White			
1	1:20.750	+2.083	15:42:34.265
2	1:19.432	+0.765	15:43:53.697
3	1:19.339	+0.672	15:45:13.036
4	1:19.184	+0.517	15:46:32.220
5	1:19.543	+0.876	15:47:51.763
6	1:18.667		15:49:10.430
7	1:18.785	+0.118	15:50:29.215
(8) Michael Mulholland			
1	1:22.279	+2.538	15:42:40.711
2	1:20.231	+0.490	15:44:00.942
3	1:19.741		15:45:20.683
4	1:19.816	+0.075	15:46:40.499
5	1:21.217	+1.476	15:48:01.716
6	1:21.139	+1.398	15:49:22.855
7	1:22.730	+2.989	15:50:45.585
(86) Gary Moore			
1	1:22.433	+1.106	15:42:34.832
2	1:22.189	+0.862	15:43:57.021
3	1:21.504	+0.177	15:45:18.525
4	1:21.327		15:46:39.852
5	1:21.829	+0.502	15:48:01.681
6	1:22.275	+0.948	15:49:23.956
7	1:22.909	+1.582	15:50:46.865
(18) Conor Mulholland			
1	1:18.355	39:36.420	15:43:55.697

Results provisional until the conclusion of judicial and technical matters

Orbits

Chief Timekeeper: D.Bradfield

Clerk of the Course:

Live timing available at timing.rhwright.co.uk

www.mylaps.com

Licensed to: R.H.Wright Timing



500MRCI Leinster Trophy Race Meeting

Fiesta Zetec/Mini/MazdaMX5

Kirkistown 500 MRCI 1.512 miles

Race 1 (R7)

27/08/2022 12:10

Race (12:00 and 1 Laps)

12	18	555
	23	24
11	8	86
	21	22
10	28	29
	19	20
9	21	97
	17	18
8	55	76
	15	16
7	49	11
	13	14
6		12
	11	
5	27	10
	9	
4		8
	7	
3	41	42
	5	6
2	173	7
	3	4
1	14	22
	1	2

POLE POSITION

Results provisional until the conclusion of judicial and technical matters

Orbits

Chief Timekeeper: D.Bradfield

Clerk of the Course:

Live timing available at timing.rhwright.co.uk

www.mylaps.com

Licensed to: R.H.Wright Timing

Printed: 27/08/2022 12:22:54



500MRCI Leinster Trophy Race Meeting

Fiesta Zetec/Mini/MazdaMX5

Kirkistown 500 MRCI 1.512 miles

Race 1 (R7)

27/08/2022 12:10

Race (12:00 and 1 Laps)

10

1:09.914
14 Francis Allen

19

1:10.230
22 David Cousins

20

9

17

18

8

27 Hugh McEvoy

15

555 Kian Brien

16

7

13

14

6

18 Conor Mulholland

11

12

5

1:19.741
8 Michael Mulholland

9

1:21.327
86 Gary Moore

10

4

1:17.842
28 Stephen Walker

7

1:18.667
29 Henry White

8

3

1:17.286
21 Megan Campbell

5

1:17.374
97 Neville Anderson

6

2

1:16.818
55 Mark Stewart

3

1:16.880
76 Derek Graham

4

1


1:16.587
49 Michael Graham

1

1:16.736
11 Paul Stewart

2

POLE POSITION



Results provisional until the conclusion of judicial and technical matters

Orbits

Chief Timekeeper: D.Bradfield

Clerk of the Course:

Live timing available at timing.rhwright.co.uk

www.mylaps.com

Licensed to: R.H.Wright Timing

Printed: 26/08/2022 15:54:46

Page 1/2



500MRCI Leinster Trophy Race Meeting

Fiesta Zetec/Mini/MazdaMX5

Kirkistown 500 MRCI 1.512 miles

Race 1 (R7)

27/08/2022 12:10

Race (12:00 and 1 Laps)

12

41 Damian Moran

23

42 Jim Kennedy

24

11

1:11.204
173 Gavin Kilkey

21

1:13.085
7 Gregory Radcliffe

22

Results provisional until the conclusion of judicial and technical matters

Orbits

Chief Timekeeper: D.Bradfield

Clerk of the Course:

Live timing available at timing.rhwright.co.uk

www.mylaps.com

Licensed to: R.H.Wright Timing



500MRCI Leinster Trophy Race Meeting

Sorted on Laps

Fiesta Zetec/Mini/MazdaMX5

Kirkistown 500 MRCI 1.512 miles

Race 1 (R7)

27/08/2022 12:10

Race (12:00 and 1 Laps) started at 12:32:26

Pos	No.	Name	Make	Laps	Total Tm	Best Tm	Best Speed	In Lap	Avg. Speed
Ford Fiesta									
1	55	Mark Stewart	1.3 Ford Fiesta	11	14:21.565	1:16.358	71.283	6	69.494
2	76	Derek Graham	1.3 Ford Fiesta	11	14:21.895	1:16.663	70.999	2	69.467
3	49	Michael Graham	1.3 Ford Fiesta	11	14:25.601	1:16.482	71.167	5	69.170
4	11	Paul Stewart	1.3 Ford Fiesta	11	14:28.537	1:16.641	71.020	5	68.936
5	97	Neville Anderson	1.3 Ford Fiesta	11	14:30.422	1:17.515	70.219	4	68.786
6	21	Megan Campbell	1.3 Ford Fiesta	11	14:33.452	1:17.593	70.148	4	68.548
7	18	Conor Mulholland	1.3 Ford Fiesta	11	14:34.072	1:17.524	70.211	10	68.499
8	29	Henry White	1.3 Ford Fiesta	11	14:45.596	1:18.956	68.937	3	67.608
9	28	Stephen Walker	1.3 Ford Fiesta	11	14:48.420	1:17.862	69.906	4	67.393
10	8	Michael Mulholland	1.3 Ford Fiesta	11	15:08.153	1:20.760	67.397	2	65.929
11	86	Gary Moore	1.3 Ford Fiesta	11	15:14.196	1:21.479	66.803	2	65.493
Mazda MX5									
1	14	Francis Allen	1.8 Mazda MX5	12	14:13.037	1:09.862	77.911	12	76.569
2	22	David Cousins	1.8 Mazda MX5	12	14:23.242	1:10.031	77.723	4	75.664
3	173	Gavin Kilkey	1.8 Mazda MX5	12	14:23.953	1:10.367	77.352	9	75.602
4	41	Damian Moran	1.8 Mazda MX5	12	14:32.730	1:11.310	76.329	2	74.841
5	42	Jim Kennedy	1.8 Mazda MX5	12	15:27.062	1:14.850	72.719	2	70.455
Not classified									
DNF	7	Gregory Radcliffe	1.8 Mazda MX5	8	10:04.121	1:13.496	74.059	5	72.079
Not classified									
DNS	27	Hugh McEvoy	1.6 BMW Mini				-	0	-
DNS	555	Kian Brien	1.6 BMW Mini				-	0	-

Announcements

Car 76 - No transponder times recorded (Q12.8.1)

Margin of Victory	Avg. Speed	Best Lap Tm	Best Speed	Best Lap by
10.205	76.569	1:09.862	77.911	14 - Francis Allen

Results provisional until the conclusion of judicial and technical matters

Orbits

Chief Timekeeper: D.Bradfield

Clerk of the Course:

Live timing available at timing.rhwright.co.uk

www.mylaps.com

Licensed to: R.H.Wright Timing

Printed: 27/08/2022 12:49:30



500MRCI Leinster Trophy Race Meeting

Fiesta Zetec/Mini/MazdaMX5

Kirkistown 500 MRCI 1.512 miles

Race 1 (R7)

27/08/2022 12:10

Race (12:00 and 1 Laps) started at 12:32:26

Lap	Lap Tm	Diff	Time of Day	Lap	Lap Tm	Diff	Time of Day	Lap	Lap Tm	Diff	Time of Day
8	1:13.940	+0.444	12:42:30.513								

Results provisional until the conclusion of judicial and technical matters

Orbits

Chief Timekeeper: D.Bradfield

Clerk of the Course:

Live timing available at timing.rhwright.co.uk

www.mylaps.com

Licensed to: R.H.Wright Timing



500MRCI Leinster Trophy Race Meeting

Fiesta Zetec/Mini/MazdaMX5

Kirkistown 500 MRCI 1.512 miles

Race 2 (R17)


27/08/2022 17:20

Race (12:00 and 1 Laps)

12	18
	23
11	8
	21
10	28
	19
9	11
	17
8	76
	15
7	97
	13
6	
	11
5	27
	9
4	
	7
3	41
	5
2	173
	3
1	42
	1

POLE POSITION

86
22
29
20
49
18
55
16
21
14
12
10
8
14
6
22
4
7
2



Results provisional until the conclusion of judicial and technical matters

Orbits

Chief Timekeeper: D.Bradfield

Clerk of the Course:

Live timing available at timing.rhwright.co.uk

www.mylaps.com

Licensed to: R.H.Wright Timing

Printed: 27/08/2022 12:25:49



R.H.Wright Timing

500MRCI Leinster Trophy Race Meeting

Sorted on Laps

Fiesta Zetec/Mini/MazdaMX5

Kirkistown 500 MRCI 1.512 miles

Race 2 (R17)

27/08/2022 17:20

Race (12:00 and 1 Laps) started at 17:22:17

Pos	No.	Name	Make	Laps	Total Tm	Best Tm	Best Speed	In Lap	Avg. Speed
1	173	Gavin Kilkey	1.8 Mazda MX5	12	14:20.409	1:10.505	77.200	12	75.913
2	14	Francis Allen	1.8 Mazda MX5	12	14:20.679	1:10.246	77.485	12	75.889
3	22	David Cousins	1.8 Mazda MX5	12	14:26.190	1:10.468	77.241	10	75.406
4	41	Damian Moran	1.8 Mazda MX5	12	14:36.000	1:11.486	76.141	8	74.562
5	7	Gregory Radcliffe	1.8 Mazda MX5	12	14:50.066	1:12.831	74.735	4	73.384
6	42	Jim Kennedy	1.8 Mazda MX5	12	15:04.009	1:13.639	73.915	3	72.252
7	76	Derek Graham	1.3 Ford Fiesta	11	14:20.739	1:17.085	70.611	9	69.560
8	55	Mark Stewart	1.3 Ford Fiesta	11	14:22.029	1:16.653	71.009	7	69.456
9	49	Michael Graham	1.3 Ford Fiesta	11	14:22.441	1:16.642	71.019	7	69.423
10	11	Paul Stewart	1.3 Ford Fiesta	11	14:39.325	1:17.935	69.841	3	68.090
11	28	Stephen Walker	1.3 Ford Fiesta	11	14:39.614	1:17.642	70.104	11	68.068
12	18	Conor Mulholland	1.3 Ford Fiesta	11	14:41.132	1:17.794	69.967	9	67.950
13	8	Michael Mulholland	1.3 Ford Fiesta	11	15:00.918	1:20.214	67.856	2	66.458
Not classified									
DNF	29	Henry White	1.3 Ford Fiesta	2	2:50.590	1:20.259	67.818	2	63.814
DNF	21	Megan Campbell	1.3 Ford Fiesta				-	0	-
DNF	86	Gary Moore	1.3 Ford Fiesta				-	0	-
DQ	97	Neville Anderson	1.3 Ford Fiesta	11	14:38.831	1:18.089	69.703	10	68.128

Announcements

Disqualification - Car No 97 excluded from the results under Q12.21.4

Margin of Victory	Avg. Speed	Best Lap Tm	Best Speed	Best Lap by
0.270	75.913	1:10.246	77.485	14 - Francis Allen

Results provisional until the conclusion of judicial and technical matters

Orbits

Chief Timekeeper: D.Bradfield

Clerk of the Course:

Live timing available at timing.rhwright.co.uk

www.mylaps.com

Licensed to: R.H.Wright Timing

Printed: 28/08/2022 11:14:54



500MRCI Leinster Trophy Race Meeting

Sorted on best lap time

Formula Ford 1600

Kirkistown 500 MRCI 1.512 miles

Qualifying (Q5)

26/08/2022 14:50

Qualifying started at 15:00:53

Pos	No.	Name	Make	Best Tm	Diff	In Lap	Best Speed	2nd Best	2nd Lap
1	28	David McCullough	Van Diemen RF01	1:01.395		9	88.656	1:01.500	4
2	111	Dave Parks	Ray GR07	1:01.641	0.246	8	88.302	1:01.744	6
3	89	Brandon McCaughan	Mondiale M89S	1:02.265	0.870	5	87.417	1:02.324	2
4	52	Chris Paul	Van Diemen RF97	1:02.455	1.060	3	87.151	1:02.615	8
5	39	Rob Parks	Ray GR14	1:02.560	1.165	6	87.005	1:02.701	5
6	9	Andrew Noble	Van Diemen JL012K	1:02.679	1.284	7	86.840	1:02.700	5
7	66	Trevor Delaney	Van Diemen RF02	1:02.775	1.380	6	86.707	1:03.247	4
8	8	Philip Harris	Mondiale M89S	1:03.203	1.808	6	86.120	1:03.484	7
9	90	Henry Campbell	Reynard FF89	1:03.409	2.014	5	85.840	1:03.564	4
10	23	David Nicholl	Reynard FF89	1:03.539	2.144	5	85.664	1:03.755	3
11	122	Richard Kearney	Swift SC94	1:04.149	2.754	5	84.850	1:04.218	3
12	55	Paul McMorrان	Crossle 25F	1:04.409	3.014	7	84.507	1:04.477	5
13	59	Giovanni Romagnoli	FFerrari	1:05.635	4.240	3	82.929	1:05.812	5
14	169	Alan Crocker	Cheetah	1:06.975	5.580	5	81.269	1:06.976	8
15	18	Alan Davidson	Mondiale M89S			0	-		0
16	27	Ivor McCullough	Van Dieman RF01			0	-		0

Announcements

Car 18 - No transponder times recorded (Q12.8.1)

Results provisional until the conclusion of judicial and technical matters

Orbits

Chief Timekeeper: D.Bradfield

Clerk of the Course:

Live timing available at timing.rhwright.co.uk

www.mylaps.com

Licensed to: R.H.Wright Timing

Printed: 26/08/2022 15:15:00



500MRCI Leinster Trophy Race Meeting


Formula Ford 1600

Kirkistown 500 MRCI 1.512 miles

Qualifying (Q5)

26/08/2022 14:50

Qualifying started at 15:00:53



Lap	Lap Tm	Diff	Time of Day
(28) David McCullough			
1	1:02.112	+0.717	15:03:29.251
2	1:02.669	+1.274	15:04:31.920
3	1:03.007	+1.612	15:05:34.927
4	1:01.500	+0.105	15:06:36.427
5	1:02.738	+1.343	15:07:39.165
6	1:01.605	+0.210	15:08:40.770
7	1:05.989	+4.594	15:09:46.759
8	1:01.718	+0.323	15:10:48.477
9	1:01.395		15:11:49.872

Lap	Lap Tm	Diff	Time of Day
(111) Dave Parks			
1	1:04.720	+3.079	15:03:27.790
2	1:03.315	+1.674	15:04:31.105
3	1:02.388	+0.747	15:05:33.493
4	1:01.913	+0.272	15:06:35.406
5	1:05.206	+3.565	15:07:40.612
6	1:01.744	+0.103	15:08:42.356
7	1:01.904	+0.263	15:09:44.260
8	1:01.641		15:10:45.901
9	1:02.137	+0.496	15:11:48.038

Lap	Lap Tm	Diff	Time of Day
(89) Brandon McCaughan			
1	1:02.720	+0.455	15:03:10.909
2	1:02.324	+0.059	15:04:13.233
3	1:06.308	+4.043	15:05:19.541
4	1:03.605	+1.340	15:06:23.146
5	1:02.265		15:07:25.411
6	1:02.705	+0.440	15:08:28.116
7	1:02.546	+0.281	15:09:30.662
8	1:04.845	+2.580	15:10:35.507
9	1:03.220	+0.955	15:11:38.727

Lap	Lap Tm	Diff	Time of Day
(52) Chris Paul			
1	1:04.139	+1.684	15:03:19.408
2	1:03.301	+0.846	15:04:22.709
3	1:02.455		15:05:25.164
4	1:02.971	+0.516	15:06:28.135
5	1:02.838	+0.383	15:07:30.973
6	1:02.678	+0.223	15:08:33.651
7	1:02.711	+0.256	15:09:36.362
8	1:02.615	+0.160	15:10:38.977
9	1:03.295	+0.840	15:11:42.272

Lap	Lap Tm	Diff	Time of Day
(39) Rob Parks			
1	1:05.841	+3.281	15:03:28.561
2	1:04.983	+2.423	15:04:33.544
3	1:02.996	+0.436	15:05:36.540
4	1:04.057	+1.497	15:06:40.597
5	1:02.701	+0.141	15:07:43.298
6	1:02.560		15:08:45.858

Lap	Lap Tm	Diff	Time of Day
(9) Andrew Noble			
1	1:03.259	+0.580	15:03:13.402
2	1:02.881	+0.202	15:04:16.283
3	1:02.783	+0.104	15:05:19.066
4	1:02.772	+0.093	15:06:21.838
5	1:02.700	+0.021	15:07:24.538
6	1:04.303	+1.624	15:08:28.841
7	1:02.679		15:09:31.520
8	1:03.523	+0.844	15:10:35.043
9	1:03.344	+0.665	15:11:38.387

Lap	Lap Tm	Diff	Time of Day
(66) Trevor Delaney			
1	1:06.320	+3.545	15:03:25.893
2	1:05.430	+2.655	15:04:31.323
3	1:03.846	+1.071	15:05:35.169
4	1:03.247	+0.472	15:06:38.416
5	1:03.612	+0.837	15:07:42.028
6	1:02.775		15:08:44.803
7	1:04.544	+1.769	15:09:49.347
8	1:19.046	+16.271	15:11:08.393

Lap	Lap Tm	Diff	Time of Day
(8) Philip Harris			
1	1:05.542	+2.339	15:03:26.131
2	1:06.071	+2.868	15:04:32.202
3	1:03.996	+0.793	15:05:36.198
4	1:04.605	+1.402	15:06:40.803
5	1:03.557	+0.354	15:07:44.360
6	1:03.203		15:08:47.563
7	1:03.484	+0.281	15:09:51.047
8	1:05.184	+1.981	15:10:56.231
9	1:03.505	+0.302	15:11:59.736

Lap	Lap Tm	Diff	Time of Day
(90) Henry Campbell			
1	1:04.298	+0.889	15:03:17.816
2	1:04.072	+0.663	15:04:21.888
3	1:03.855	+0.446	15:05:25.743
4	1:03.564	+0.155	15:06:29.307
5	1:03.409		15:07:32.716
6	1:03.786	+0.377	15:08:36.502
7	1:04.243	+0.834	15:09:40.745
8	1:03.959	+0.550	15:10:44.704
9	1:04.078	+0.669	15:11:48.782

Lap	Lap Tm	Diff	Time of Day
(23) David Nichol			
1	1:07.574	+4.035	15:03:28.066
2	1:06.044	+2.505	15:04:34.110
3	1:03.755	+0.216	15:05:37.865
4	1:04.097	+0.558	15:06:41.962
5	1:03.539		15:07:45.501
6	1:04.164	+0.625	15:08:49.665
7	1:04.943	+1.404	15:09:54.608
8	1:04.396	+0.857	15:10:59.004
9	1:04.788	+1.249	15:12:03.792

Lap	Lap Tm	Diff	Time of Day
(122) Richard Kearney			
1	1:04.642	+0.493	15:03:29.039
2	1:06.322	+2.173	15:04:35.361
3	1:04.218	+0.069	15:05:39.579
4	1:05.424	+1.275	15:06:45.003
5	1:04.149		15:07:49.152
6	1:04.362	+0.213	15:08:53.514
7	1:04.590	+0.441	15:09:58.104
8	1:05.226	+1.077	15:11:03.330
9	1:04.243	+0.094	15:12:07.573

Lap	Lap Tm	Diff	Time of Day
(55) Paul McMoran			
1	1:05.407	+0.998	15:03:21.604
2	1:05.531	+1.122	15:04:27.135
3	1:05.805	+1.396	15:05:32.940
4	1:09.176	+4.767	15:06:42.116
5	1:04.477	+0.068	15:07:46.593
6	1:04.719	+0.310	15:08:51.312
7	1:04.409		15:09:55.721
8	1:05.253	+0.844	15:11:00.974
9	1:05.320	+0.911	15:12:06.294

Lap	Lap Tm	Diff	Time of Day
(59) Giovanni Romagnoli			
1	1:07.039	+1.404	15:03:25.190
2	1:08.452	+2.817	15:04:33.642
3	1:05.635		15:05:39.277
4	1:06.513	+0.878	15:06:45.790
5	1:05.812	+0.177	15:07:51.602
6	2:45.223	+1:39.588	15:10:36.825

Lap	Lap Tm	Diff	Time of Day
(169) Alan Crocker			
1	1:09.840	+2.865	15:03:27.474
2	1:09.852	+2.877	15:04:37.326
3	1:08.879	+1.904	15:05:46.205
4	1:08.533	+1.558	15:06:54.738
5	1:05.975		15:08:01.713
6	1:07.493	+0.518	15:09:09.206
7	1:07.197	+0.222	15:10:16.403
8	1:06.976	+0.001	15:11:23.379

Results provisional until the conclusion of judicial and technical matters

Orbits

Chief Timekeeper: D.Bradfield

Clerk of the Course:

Live timing available at timing.rhwright.co.uk

www.mylaps.com

Licensed to: R.H.Wright Timing



500MRCI Leinster Trophy Race Meeting

Formula Ford 1600

Kirkistown 500 MRCI 1.512 miles

Race 1 (R5)


27/08/2022 11:10

Race (12:00 and 1 Laps)

8	18
	15
7	59
	13
6	122
	11
5	90
	9
4	66
	7
3	39
	5
2	89
	3
1	28
	1

POLE POSITION

27
16
169
14
55
12
23
10
8
8
9
6
52
4
111
2



Results provisional until the conclusion of judicial and technical matters

Orbits

Chief Timekeeper: D.Bradfield

Clerk of the Course:

Live timing available at timing.rhwright.co.uk

www.mylaps.com

Licensed to: R.H.Wright Timing

Printed: 26/08/2022 15:15:38



500MRCI Leinster Trophy Race Meeting

Sorted on Laps

Formula Ford 1600

Kirkistown 500 MRCI 1.512 miles

Race 1 (R5)

27/08/2022 11:10

Race (12:00 and 1 Laps) started at 11:45:15

Pos	No.	Name	Make	Laps	Total Tm	Best Tm	Best Speed	In Lap	Avg. Speed
1	111	Dave Parks	Ray GR07	13	13:34.841	1:01.639	88.305	4	86.838
2	27	Ivor McCullough	Van Dieman RF01	13	13:37.399	1:01.595	88.368	6	86.566
3	18	Alan Davidson	Mondiale M89S	13	13:37.829	1:01.626	88.323	11	86.521
4	39	Rob Parks	Ray GR14	13	13:38.475	1:01.746	88.152	11	86.453
5	52	Chris Paul	Van Diemen RF97	13	13:44.858	1:02.526	87.052	12	85.784
6	8	Philip Harris	Mondiale M89S	13	13:53.899	1:03.180	86.151	6	84.854
7	90	Henry Campbell	Reynard FF89	13	14:00.163	1:03.445	85.791	9	84.221
8	9	Andrew Noble	Van Diemen JL012K	13	14:08.220	1:02.750	86.741	5	83.421
9	66	Trevor Delaney	Van Diemen RF02	13	14:16.878	1:02.578	86.980	5	82.578
10	55	Paul McMorran	Crossle 25F	13	14:27.732	1:04.723	84.097	2	81.545
11	169	Alan Crocker	Cheetah	12	13:38.867	1:06.827	81.449	7	79.764
12	49	Giovanni Romagnoli	FFerrari	12	13:39.802	1:06.745	81.549	6	79.673
Not classified									
DNF	28	David McCullough	Van Diemen RF01	11	11:27.956	1:01.570	88.404	8	87.031
DNF	23	David Nicholl	Reynard FF89	4	4:26.750	1:04.026	85.013	4	81.620
DNS	89	Brandon McCaughan	Mondiale M89S				-	0	-
DNS	122	Richard Kearney	Swift SC94				-	0	-

Margin of Victory	Avg. Speed	Best Lap Tm	Best Speed	Best Lap by
2.558	86.838	1:01.595	88.368	27 - Ivor McCullough

Results provisional until the conclusion of judicial and technical matters

Orbits

Chief Timekeeper: D.Bradfield

Clerk of the Course:

Live timing available at timing.rhwright.co.uk

www.mylaps.com

Licensed to: R.H.Wright Timing



500MRCI Leinster Trophy Race Meeting

Formula Ford 1600

Kirkistown 500 MRCI 1.512 miles

Race 2 (R14)


27/08/2022 15:50

Race (12:00 and 1 Laps)

8	18
	15
7	59
	13
6	122
	11
5	90
	9
4	66
	7
3	9
	5
2	89
	3
1	28
	1

POLE POSITION

27
16
169
14
55
12
23
10
8
8
39
6
52
4
111
2



Results provisional until the conclusion of judicial and technical matters

Orbits

Chief Timekeeper: D.Bradfield

Clerk of the Course:

Live timing available at timing.rhwright.co.uk

www.mylaps.com

Licensed to: R.H.Wright Timing

Printed: 26/08/2022 15:16:23



R.H.Wright Timing

500MRCI Leinster Trophy Race Meeting

Sorted on Laps

Formula Ford 1600

Kirkistown 500 MRCI 1.512 miles

Race 2 (R14)

27/08/2022 15:50

Race (12:00 and 1 Laps) started at 16:16:16

Pos	No.	Name	Make	Laps	Total Tm	Best Tm	Best Speed	In Lap	Avg. Speed
1	28	David McCullough	Van Diemen RF01	12	13:21.292	1:01.727	88.179	11	81.514
2	27	Ivor McCullough	Van Diemen RF01	12	13:22.206	1:01.404	88.643	6	81.421
3	111	Dave Parks	Ray GR07	12	13:22.276	1:01.653	88.285	6	81.414
4	89	Brandon McCaughan	Mondiale M89S	12	13:24.251	1:01.829	88.033	2	81.214
5	18	Alan Davidson	Mondiale M89S	12	13:25.135	1:01.734	88.169	8	81.125
6	39	Rob Parks	Ray GR14	12	13:26.780	1:01.973	87.829	8	80.959
7	52	Chris Paul	Van Diemen RF97	12	13:31.451	1:02.577	86.981	7	80.493
8	8	Philip Harris	Mondiale M89S	12	13:38.781	1:02.932	86.490	5	79.773
9	90	Henry Campbell	Reynard FF89	12	13:41.145	1:03.505	85.710	6	79.543
10	23	David Nicholl	Reynard FF89	12	13:49.800	1:03.954	85.108	6	78.713
11	55	Paul McMorran	Crossle 25F	12	14:00.092	1:05.276	83.385	7	77.749
12	49	Giovanni Romagnoli	FFerrari	12	14:03.728	1:05.534	83.056	9	77.414
13	169	Alan Crocker	Cheetah	12	14:03.774	1:05.504	83.094	6	77.410
14	9	Andrew Noble	Van Diemen JL012K	11	13:35.674	1:02.877	86.566	6	73.403
15	66	Trevor Delaney	Van Diemen RF02	11	13:45.024	1:03.235	86.076	9	72.571
Not classified									
DNS	122	Richard Kearney	Swift SC94					0	

Margin of Victory	Avg. Speed	Best Lap Tm	Best Speed	Best Lap by
0.914	81.514	1:01.404	88.643	27 - Ivor McCullough

Results provisional until the conclusion of judicial and technical matters

Orbits

Chief Timekeeper: D.Bradfield

Clerk of the Course:

Live timing available at timing.rhwright.co.uk

www.mylaps.com

Licensed to: R.H.Wright Timing

Printed: 27/08/2022 16:30:40



500MRCI Leinster Trophy Race Meeting

Sorted on best lap time

Formula Vee

Kirkistown 500 MRCI 1.512 miles

Qualifying (Q3)

26/08/2022 14:10

Qualifying started at 14:24:32

Pos	No.	Name	Make	Best Tm	Diff	In Lap	Best Speed	2nd Best	2nd Lap
1	1	Anthony Cross	Sheane FV94	1:05.663		4	82.893	1:05.947	9
2	97	Jack Byrne	Sheane FV95	1:05.830	0.167	3	82.683	1:06.576	4
3	3	Gavin Buckley	Sheane FV97	1:06.254	0.591	3	82.154	1:07.248	7
4	33	Lee Newsome	Sheane FV94	1:06.310	0.647	3	82.084	1:06.485	8
5	99	Jordan Kelly	Sheane FV97	1:06.650	0.987	2	81.666	1:06.800	3
6	43	Donal Downey	Leystone JH002	1:06.821	1.158	2	81.457	1:07.025	5
7	9	Robert Fleming	LOH Sheane	1:07.053	1.390	9	81.175	1:07.438	4
8	37	Tim Murray	Leystone LOH	1:07.465	1.802	1	80.679	1:07.649	2
9	40	Sean McCallion	Sheane FV01	1:07.988	2.325	3	80.059	1:08.338	4
10	57	Ger Byrne	Sheane FV97	1:08.126	2.463	3	79.896	1:08.306	1
11	86	Colm O'Loughlen	Sheane R3	1:08.694	3.031	4	79.236	1:08.863	3
12	111	Daniel Coyne	Sheane FV98	1:09.030	3.367	6	78.850	1:09.600	4
13	22	Kieran Hannan	Leystone JH002	1:09.230	3.567	2	78.622	1:09.704	4
14	88	Jonny Hollywood	Sheane FV86	1:09.245	3.582	5	78.605	1:09.393	8
15	6	Colin Lewis	Leystone JH04	1:09.423	3.760	4	78.404	1:09.497	3
16	114	Brendan Ellis	Leystone JH004	1:10.354	4.691	2	77.366	1:11.140	3
17	36	James Sheppard	Leystone JH002	1:11.168	5.505	8	76.481	1:11.648	7
18	11	Jonathan Mannix	Sheane FV90	1:13.019	7.356	6	74.543	1:14.032	3
19	42	Shane Neill	Leystone JH002	1:13.186	7.523	3	74.372	1:14.789	2
20	64	Norman May	Sheane FV03	1:15.064	9.401	7	72.512	1:16.322	3
21	12	Aaron Murray	Sheane FV93			0	-		0
22	17	Stephen Roche	Sheane FV97			0	-		0
23	54	Owen Kelly	Sheane FV94			0	-		0
24	77	Gerard Callaghan	Sheane FV93			0	-		0

Results provisional until the conclusion of judicial and technical matters

Orbits

Chief Timekeeper: D.Bradfield

Clerk of the Course:

Live timing available at timing.rhwright.co.uk

www.mylaps.com

Licensed to: R.H.Wright Timing



500MRCI Leinster Trophy Race Meeting

Formula Vee

Kirkstown 500 MRCI 1.512 miles

Qualifying (Q3)

26/08/2022 14:10

Qualifying started at 14:24:32

Lap	Lap Tm	Diff	Time of Day
(1) Anthony Cross			
1	1:10.272	+4.609	14:27:02.756
2	1:06.434	+0.771	14:28:09.190
3	1:06.633	+0.970	14:29:15.823
4	1:05.653		14:30:21.486
5	1:09.467	+3.804	14:31:30.953
6	6:46.459	+5:40.796	14:38:17.412
7	1:17.902	+12.239	14:39:35.314
8	1:06.349	+0.686	14:40:41.663
9	1:05.947	+0.284	14:41:47.610
(97) Jack Byrne			
1	1:09.085	+3.255	14:26:59.723
2	1:09.166	+3.336	14:28:08.889
3	1:05.830		14:29:14.719
4	1:06.576	+0.746	14:30:21.295
5	1:09.834	+4.004	14:31:31.129
(3) Gavin Buckley			
1	1:07.284	+1.030	14:26:59.412
2	1:07.719	+1.465	14:28:07.131
3	1:06.254		14:29:13.385
4	1:07.623	+1.369	14:30:21.008
5	1:11.901	+5.647	14:31:32.909
6	8:16.099	+7:09.845	14:39:49.008
7	1:07.248	+0.994	14:40:56.256
(33) Lee Newsome			
1	1:06.709	+0.399	14:27:00.559
2	1:07.320	+1.010	14:28:07.879
3	1:06.310		14:29:14.189
4	1:09.690	+3.380	14:30:23.879
5	1:07.756	+1.446	14:31:31.635
6	8:12.487	+7:06.177	14:39:44.122
7	1:06.845	+0.535	14:40:50.967
8	1:06.485	+0.175	14:41:57.452
(99) Jordan Kelly			
1	1:07.155	+0.505	14:27:02.090
2	1:06.650		14:28:08.740
3	1:06.800	+0.150	14:29:15.540
4	1:07.353	+0.703	14:30:22.893
5	1:08.147	+1.497	14:31:31.040
6	7:07.919	+6:01.269	14:38:38.959
7	1:12.189	+5.539	14:39:51.148
8	1:07.732	+1.082	14:40:58.880
(43) Donal Downey			
1	1:08.062	+1.241	14:27:06.741
2	1:06.821		14:28:13.562
3	1:07.379	+0.558	14:29:20.941
4	1:07.264	+0.443	14:30:28.205
5	1:07.025	+0.204	14:31:35.230
6	8:13.343	+7:06.522	14:39:48.573
7	1:07.380	+0.559	14:40:55.953
(9) Robert Fleming			
1	1:07.792	+0.739	14:26:53.354
2	1:08.063	+1.010	14:28:01.417
3	1:12.317	+5.264	14:29:13.734
4	1:07.438	+0.385	14:30:21.172
5	1:07.739	+0.686	14:31:28.911
6	6:47.070	+5:40.017	14:38:15.981
7	1:18.274	+11.221	14:39:34.255
8	1:08.520	+1.467	14:40:42.775
9	1:07.053		14:41:49.828
(37) Tim Murray			
1	1:07.465		14:27:03.315
2	1:07.649	+0.184	14:28:10.964
3	1:08.249	+0.784	14:29:19.213
4	1:10.950	+3.485	14:30:30.163

Lap	Lap Tm	Diff	Time of Day
(40) Sean McCallion			
1	1:10.277	+2.289	14:27:34.557
2	1:09.459	+1.471	14:28:44.016
3	1:07.988		14:29:52.004
4	1:08.338	+0.350	14:31:00.342
5	8:03.811	+6:55.823	14:39:04.153
6	1:25.217	+17.229	14:40:29.370
7	1:09.311	+1.323	14:41:38.681
(57) Ger Byrne			
1	1:08.306	+0.180	14:26:59.490
2	1:09.435	+1.309	14:28:08.925
3	1:08.126		14:29:17.051
4	1:08.412	+0.286	14:30:25.463
5	1:08.366	+0.240	14:31:33.829
6	8:15.997	+7:07.871	14:39:49.826
7	1:09.190	+1.064	14:40:59.016
(86) Colm O'Loughlin			
1	1:09.842	+1.148	14:27:08.820
2	1:09.644	+0.950	14:28:18.464
3	1:08.863	+0.169	14:29:27.327
4	1:08.694		14:30:36.021
(111) Daniel Coyne			
1	1:14.363	+5.333	14:27:35.147
2	1:10.468	+1.438	14:28:45.615
3	1:09.718	+0.688	14:29:55.333
4	1:09.600	+0.570	14:31:04.933
5	8:48.351	+7:39.321	14:39:53.284
6	1:09.030		14:41:02.314
(22) Kieran Hannan			
1	1:09.896	+0.666	14:27:03.758
2	1:09.230		14:28:12.988
3	1:09.936	+0.706	14:29:22.924
4	1:09.704	+0.474	14:30:32.628
5	1:09.813	+0.583	14:31:42.441
6	6:55.007	+5:45.777	14:38:37.448
7	1:15.877	+6.647	14:39:53.325
8	1:12.110	+2.880	14:41:05.435
(88) Jonny Hollywood			
1	1:11.155	+1.910	14:27:17.637
2	1:09.939	+0.694	14:28:27.576
3	1:09.480	+0.235	14:29:37.056
4	1:09.473	+0.228	14:30:46.529
5	1:09.245		14:31:55.774
6	7:02.322	+5:53.077	14:38:58.096
7	1:15.003	+5.758	14:40:13.099
8	1:09.393	+0.148	14:41:22.492
(6) Colin Lewis			
1	1:11.776	+2.353	14:27:37.342
2	1:09.996	+0.573	14:28:47.338
3	1:09.497	+0.074	14:29:56.835
4	1:09.423		14:31:06.258
5	8:13.625	+7:04.202	14:39:19.883
6	1:14.965	+5.542	14:40:34.848
7	1:10.969	+1.546	14:41:45.817
(114) Brendan Ellis			
1	1:22.209	+11.855	14:27:28.298
2	1:10.354		14:28:38.652
3	1:11.140	+0.786	14:29:49.792
4	1:27.936	+17.582	14:31:17.728
5	9:13.377	+8:03.023	14:40:31.105
(36) James Sheppard			
1	1:15.663	+4.495	14:27:37.350
2	1:12.633	+1.465	14:28:49.983
3	1:11.892	+0.724	14:30:01.875
4	1:11.965	+0.797	14:31:13.840
5	7:00.759	+5:49.591	14:38:14.599

Lap	Lap Tm	Diff	Time of Day
(11) Jonathan Mannix			
1	1:14.272	+1.253	14:27:21.940
2	1:14.532	+1.513	14:28:36.472
3	1:14.032	+1.013	14:29:50.504
4	1:14.231	+1.212	14:31:04.735
5	9:13.468	+8:00.449	14:40:18.203
6	1:13.019		14:41:31.222
(42) Shane O'Neill			
1	1:17.081	+3.895	14:27:44.089
2	1:14.789	+1.603	14:28:58.878
3	1:13.186		14:30:12.064
4	1:14.884	+1.698	14:31:26.948
5	7:07.459	+5:54.273	14:38:34.407
6	1:18.846	+5.660	14:39:53.253
7	1:14.950	+1.764	14:41:08.203
(64) Norman May			
1	1:19.862	+4.798	14:27:43.850
2	1:18.508	+3.444	14:29:02.358
3	1:16.322	+1.258	14:30:18.680
4	1:22.081	+7.017	14:31:40.761
5	7:25.148	+6:10.084	14:39:05.909
6	1:25.528	+10.464	14:40:31.437
7	1:15.064		14:41:46.501

Results provisional until the conclusion of judicial and technical matters

Orbits

Chief Timekeeper: D.Bradfield

Clerk of the Course:

Live timing available at timing.rhwright.co.uk

www.mylaps.com

Licensed to: R.H.Wright Timing



500MRCI Leinster Trophy Race Meeting

Formula Vee

Kirkistown 500 MRCI 1.512 miles

Race 1 (R4)

27/08/2022 10:40

Race (12:00 and 1 Laps)

10	77	
	19	
9	17	54
	17	18
8	64	12
	15	16
7	11	42
	13	14
6	114	36
	11	12
5	88	6
	9	10
4	111	22
	7	8
3	57	86
	5	6
2	9	40
	3	4
1	99	43
	1	2

POLE POSITION

Results provisional until the conclusion of judicial and technical matters

Orbits

Chief Timekeeper: D.Bradfield

Clerk of the Course:

Live timing available at timing.rhwright.co.uk

www.mylaps.com

Licensed to: R.H.Wright Timing

Printed: 27/08/2022 10:39:40



500MRCI Leinster Trophy Race Meeting

Sorted on Laps

Formula Vee

Kirkistown 500 MRCI 1.512 miles

Race 1 (R4)

27/08/2022 10:40

Race (12:00 and 1 Laps) started at 10:58:34

Pos	No.	Name	Make	Laps	Total Tm	Best Tm	Best Speed	In Lap	Avg. Speed
1	43	Donal Downey	Leastone JH002	12	13:32.580	1:06.598	81.729	9	80.381
2	99	Jordan Kelly	Sheane FV97	12	13:32.735	1:06.836	81.438	8	80.366
3	9	Robert Fleming	LOH Sheane	12	13:42.829	1:06.760	81.531	6	79.380
4	86	Colm O'Loughlen	Sheane R3	12	13:59.630	1:08.414	79.560	2	77.792
5	111	Daniel Coyne	Sheane FV98	12	14:01.374	1:08.714	79.213	5	77.630
6	88	Jonny Hollywood	Sheane FV86	12	14:11.414	1:08.977	78.911	6	76.715
7	6	Colin Lewis	Leastone JH04	12	14:11.608	1:08.730	79.194	2	76.698
8	22	Kieran Hannan	Leastone JH002	12	14:21.332	1:09.363	78.472	10	75.832
9	12	Aaron Murray	Sheane FV93	12	14:24.162	1:09.917	77.850	2	75.583
10	11	Jonathan Mannix	Sheane FV90	12	14:45.287	1:10.727	76.958	2	73.780
11	42	Shane O'Neill	Leastone JH002	11	13:39.309	1:12.480	75.097	3	73.078
12	64	Norman May	Sheane FV03	11	14:17.533	1:14.553	73.009	11	69.820
13	48	Gerard Callaghan	Sheane FV93	9	13:51.659	1:15.816	71.792	1	58.903
Not classified									
DNF	36	James Sheppard	Leastone JH002	8	9:38.801	1:10.469	77.240	3	75.232
DNF	57	Ger Byrne	Sheane FV97	7	8:09.899	1:08.018	80.023	2	77.773
DNF	40	Sean McCallion	Sheane FV01	7	8:10.280	1:08.653	79.283	2	77.713
DNF	114	Brendan Ellis	Leastone JH004	2	2:34.116	1:12.634	74.938	2	70.635
DNS	17	Stephen Roche	Sheane FV97	-	-	-	-	0	-
DNS	54	Owen Kelly	Sheane FV94	-	-	-	-	0	-

Margin of Victory

Avg. Speed

Best Lap Tm

Best Speed

Best Lap by

0.155

80.381

1:06.598

81.729

43 - Donal Downey

Results provisional until the conclusion of judicial and technical matters

Orbits

Chief Timekeeper: D.Bradfield

Clerk of the Course:

Live timing available at timing.rhwright.co.uk

www.mylaps.com

Licensed to: R.H.Wright Timing

Printed: 27/08/2022 11:14:06



500MRCI Leinster Trophy Race Meeting

Formula Vee

Kirkistown 500 MRCI 1.512 miles

Race 2 (R12)

27/08/2022 14:40

Race (12:00 and 1 Laps)

12	54	77
	23	24
11	12	17
	21	22
10	42	64
	19	20
9	36	11
	17	18
8	6	114
	15	16
7	22	88
	13	14
6	86	111
	11	12
5	40	57
	9	10
4	9	37
	7	8
3	99	43
	5	6
2	3	33
	3	4
1	1	97
	1	2

POLE POSITION

Results provisional until the conclusion of judicial and technical matters

Orbits

Chief Timekeeper: D.Bradfield

Clerk of the Course:

Live timing available at timing.rhwright.co.uk

www.mylaps.com

Licensed to: R.H.Wright Timing

Printed: 27/08/2022 12:30:56



R.H.Wright Timing

500MRCI Leinster Trophy Race Meeting

Sorted on Laps

Formula Vee

Kirkistown 500 MRCI 1.512 miles

Race 2 (R12)

27/08/2022 14:40

Race (12:00 and 1 Laps) started at 14:57:38

Pos	No.	Name	Make	Laps	Total Tm	Best Tm	Best Speed	In Lap	Avg. Speed
1	1	Anthony Cross	Sheane FV94	12	13:26.933	1:06.055	82.401	2	80.944
2	97	Jack Byrne	Sheane FV95	12	13:30.889	1:06.624	81.698	5	80.549
3	43	Donal Downey	Leystone JH002	12	13:35.297	1:06.873	81.393	3	80.113
4	99	Jordan Kelly	Sheane FV97	12	13:36.282	1:06.610	81.715	2	80.017
5	9	Robert Fleming	LOH Sheane	12	13:48.681	1:08.726	81.573	2	78.820
6	111	Daniel Coyne	Sheane FV98	12	13:56.431	1:08.224	79.782	4	78.089
7	86	Colm O'Loughlen	Sheane R3	12	13:56.446	1:08.321	79.668	8	78.088
8	6	Colin Lewis	Leystone JH04	12	14:10.245	1:08.870	79.033	2	76.820
9	88	Jonny Hollywood	Sheane FV86	12	14:11.660	1:08.972	78.916	7	76.693
10	42	Shane O'Neill	Leystone JH002	12	14:21.546	1:09.855	77.919	11	75.813
11	12	Aaron Murray	Sheane FV93	12	14:21.702	1:10.096	77.651	9	75.799
12	22	Kieran Hannan	Leystone JH002	12	14:21.913	1:10.131	77.612	12	75.781
13	48	Gerard Callaghan	Sheane FV93	11	13:27.088	1:09.917	77.850	9	74.184
14	40	Sean McCallion	Sheane FV01	11	14:04.521	1:08.528	79.428	11	70.896
15	64	Norman May	Sheane FV03	11	14:14.753	1:14.617	72.946	9	70.047
Not classified									
DNF	11	Jonathan Mannix	Sheane FV90	7	8:35.412	1:10.879	76.793	2	73.924
DNF	33	Lee Newsome	Sheane FV94	3	3:28.111	1:06.581	81.750	3	78.463
DNF	3	Gavin Buckley	Sheane FV97	3	3:34.587	1:08.665	79.269	2	76.095
DNF	36	James Sheppard	Leystone JH002		6.521		-	0	-
DNF	114	Brendan Ellis	Leystone JH004		41.500		-	0	-
DNS	37	Tim Murray	Leystone LOH				-	0	-
DNS	57	Ger Byrne	Sheane FV97				-	0	-
DNS	17	Stephen Roche	Sheane FV97				-	0	-
DNS	54	Owen Kelly	Sheane FV94				-	0	-

Margin of Victory	Avg. Speed	Best Lap Tm	Best Speed	Best Lap by
3.956	80.944	1:06.055	82.401	1 - Anthony Cross

Results provisional until the conclusion of judicial and technical matters

Orbits

Chief Timekeeper: D.Bradfield

Clerk of the Course:

Live timing available at timing.rhwright.co.uk

www.mylaps.com

Licensed to: R.H.Wright Timing

Printed: 27/08/2022 15:13:05



500MRCI Leinster Trophy Race Meeting


Formula Vee

Kirkistown 500 MRCI 1.512 miles

Race 2 (R12)

27/08/2022 14:40

Race (12:00 and 1 Laps) started at 14:57:38



Lap	Lap Tm	Diff	Time of Day
(3) Gavin Buckley			
1	1:13.062	+4.397	14:58:54.496
2	1:08.665		15:00:03.161
3	1:10.122	+1.457	15:01:13.283

Lap	Lap Tm	Diff	Time of Day
-----	--------	------	-------------

Lap	Lap Tm	Diff	Time of Day
-----	--------	------	-------------

Results provisional until the conclusion of judicial and technical matters

Orbits

Chief Timekeeper: D.Bradfield

Clerk of the Course:

Live timing available at timing.rhwright.co.uk

www.mylaps.com

Licensed to: R.H.Wright Timing



500MRCI Leinster Trophy Race Meeting

Legends

Kirkistown 500 MRCI 1.512 miles

Race 1 (R2)

27/08/2022 09:40

Race (8 Laps)

7	37	
	13	
6	18	29
	11	12
5	46	13
	9	10
4	24	99
	7	8
3	1	91
	5	6
2	44	21
	3	4
1	12	50
	1	2

POLE POSITION

Results provisional until the conclusion of judicial and technical matters

Orbits

Chief Timekeeper: D.Bradfield

Clerk of the Course:

Live timing available at timing.rhwright.co.uk

www.mylaps.com

Licensed to: R.H.Wright Timing



R.H.Wright Timing

500MRCI Leinster Trophy Race Meeting

Sorted on Laps

Legends

Kirkistown 500 MRCI 1.512 miles

Race 1 (R2)

27/08/2022 09:40

Race (8 Laps) started at 10:08:01

Pos	No.	Name	Make	Laps	Total Tm	Best Tm	Best Speed	In Lap	Avg. Speed
1	1	Geoff Richardson	1.2 Ford Coupe	8	8:59.782	1:06.905	81.354	4	80.670
2	21	Jamie Moylan	1.2 Ford Coupe	8	8:59.884	1:06.917	81.340	6	80.655
3	24	Greg Richardson	1.2 Ford Coupe	8	9:06.388	1:07.144	81.065	3	79.695
4	50	David Yamamoto	1.2 Ford Coupe	8	9:11.773	1:08.061	79.973	2	78.917
5	99	Scott Jackson	1.2 Ford Coupe	8	9:22.570	1:08.920	78.976	2	77.402
6	44	Anthony Malone	1.2 Ford Coupe	8	9:24.774	1:09.027	78.853	2	77.100
7	13	Lee Malone	1.2 Ford Coupe	8	9:30.625	1:09.414	78.414	4	76.310
8	46	Declan Burke	1.2 Ford Sedan	8	9:36.724	1:08.500	79.460	3	75.503
9	18	Richard Spence	1.2 Ford Sedan	8	9:39.802	1:09.465	78.356	3	75.102
10	91	Colin Hamill	1.2 Ford Van	8	9:47.790	1:10.593	77.104	4	74.081
Not classified									
DNF	12	Ciaran Bergin	1.2 Ford Coupe	3	3:45.752	1:12.400	75.180	2	72.332
DNS	29	Ian Conroy	1.2 Ford Coupe				-	0	-
DNS	37	Ivor Greenwood	1.2 Ford Coupe				-	0	-

Margin of Victory

Avg. Speed

Best Lap Tm

Best Speed

Best Lap by

0.102

80.670

1:06.905

81.354

1 - Geoff Richardson

Results provisional until the conclusion of judicial and technical matters

Orbits

Chief Timekeeper: D.Bradfield

Clerk of the Course:

Live timing available at timing.rhwright.co.uk

www.mylaps.com

Licensed to: R.H.Wright Timing

Printed: 27/08/2022 10:18:29



500MRCI Leinster Trophy Race Meeting

Legends

Kirkistown 500 MRCI 1.512 miles

Race 1 (R2)

27/08/2022 09:40

Race (8 Laps) started at 10:08:01

Lap	Lap Tm	Diff	Time of Day
(1) Geoff Richardson			
1	1:09.172	+2.267	10:09:11.030
2	1:07.346	+0.441	10:10:18.376
3	1:07.266	+0.361	10:11:25.642
4	1:06.905		10:12:32.547
5	1:07.257	+0.352	10:13:39.804
6	1:07.118	+0.213	10:14:46.922
7	1:07.142	+0.237	10:15:54.064
8	1:07.083	+0.178	10:17:01.147
(21) Jamie Moylan			
1	1:09.175	+2.258	10:09:10.652
2	1:07.696	+0.779	10:10:18.348
3	1:07.364	+0.447	10:11:25.712
4	1:07.094	+0.177	10:12:32.806
5	1:07.491	+0.574	10:13:40.297
6	1:06.917		10:14:47.214
7	1:06.918	+0.001	10:15:54.132
8	1:07.117	+0.200	10:17:01.249
(24) Greg Richardson			
1	1:11.863	+4.719	10:09:14.102
2	1:07.359	+0.215	10:10:21.461
3	1:07.144		10:11:28.605
4	1:07.876	+0.732	10:12:36.481
5	1:07.837	+0.693	10:13:44.318
6	1:07.448	+0.304	10:14:51.766
7	1:07.811	+0.667	10:15:59.577
8	1:08.176	+1.032	10:17:07.753
(50) David Yamamoto			
1	1:09.725	+1.664	10:09:11.120
2	1:08.061		10:10:19.181
3	1:08.442	+0.381	10:11:27.623
4	1:09.134	+1.073	10:12:36.757
5	1:08.210	+0.149	10:13:44.967
6	1:09.220	+1.159	10:14:54.187
7	1:08.816	+0.755	10:16:03.003
8	1:10.135	+2.074	10:17:13.138
(99) Scott Jackson			
1	1:12.724	+3.804	10:09:14.839
2	1:08.920		10:10:23.759
3	1:09.566	+0.646	10:11:33.325
4	1:09.228	+0.308	10:12:42.553
5	1:09.300	+0.380	10:13:51.853
6	1:10.024	+1.104	10:15:01.877
7	1:10.310	+1.390	10:16:12.187
8	1:11.748	+2.828	10:17:23.935
(44) Anthony Malone			
1	1:12.839	+3.812	10:09:14.537
2	1:09.027		10:10:23.564
3	1:11.191	+2.164	10:11:34.755
4	1:11.950	+2.923	10:12:46.705
5	1:09.352	+0.325	10:13:56.057
6	1:10.381	+1.354	10:15:06.438
7	1:09.899	+0.872	10:16:16.337
8	1:09.802	+0.775	10:17:26.139
(13) Lee Malone			
1	1:12.928	+3.514	10:09:15.564
2	1:10.982	+1.568	10:10:26.546
3	1:10.031	+0.617	10:11:36.577
4	1:09.414		10:12:45.991
5	1:10.089	+0.675	10:13:56.080
6	1:15.271	+5.857	10:15:11.351
7	1:10.286	+0.872	10:16:21.637
8	1:10.353	+0.939	10:17:31.990
(46) Declan Burke			
1	1:13.043	+4.543	10:09:15.801
2	1:22.985	+14.485	10:10:38.786

Lap	Lap Tm	Diff	Time of Day
3	1:08.500		10:11:47.286
4	1:12.018	+3.518	10:12:59.304
5	1:09.230	+0.730	10:14:08.534
6	1:10.532	+2.032	10:15:19.066
7	1:10.110	+1.610	10:16:29.176
8	1:08.913	+0.413	10:17:38.089
(18) Richard Spence			
1	1:10.120	+0.655	10:09:20.210
2	1:19.824	+10.359	10:10:40.034
3	1:09.465		10:11:49.499
4	1:11.435	+1.970	10:13:00.934
5	1:09.791	+0.326	10:14:10.725
6	1:10.434	+0.969	10:15:21.159
7	1:10.029	+0.564	10:16:31.188
8	1:09.979	+0.514	10:17:41.167
(91) Colin Hamill			
1	1:31.096	+20.503	10:09:32.968
2	1:11.270	+0.677	10:10:44.238
3	1:10.830	+0.237	10:11:55.068
4	1:10.593		10:13:05.661
5	1:10.601	+0.008	10:14:16.262
6	1:11.128	+0.535	10:15:27.390
7	1:11.050	+0.457	10:16:38.440
8	1:10.715	+0.122	10:17:49.155
(12) Ciaran Bergin			
1	1:20.182	+7.782	10:09:21.547
2	1:12.400		10:10:33.947
3	1:13.170	+0.770	10:11:47.117

Results provisional until the conclusion of judicial and technical matters

Orbits

Chief Timekeeper: D.Bradfield

Clerk of the Course:

Live timing available at timing.rhwright.co.uk

www.mylaps.com

Licensed to: R.H.Wright Timing



500MRCI Leinster Trophy Race Meeting

Legends

Kirkistown 500 MRCI 1.512 miles

Race 2 (R10)

27/08/2022 13:40

Race (8 Laps)

7	1	
	13	
6	24	21
	11	12
5	99	50
	9	10
4	13	44
	7	8
3	18	46
	5	6
2	12	91
	3	4
1	37	29
	1	2

POLE POSITION

Results provisional until the conclusion of judicial and technical matters

Orbits

Chief Timekeeper: D.Bradfield

Clerk of the Course:

Live timing available at timing.rhwright.co.uk

www.mylaps.com

Licensed to: R.H.Wright Timing

Printed: 27/08/2022 12:33:48



R.H.Wright Timing

500MRCI Leinster Trophy Race Meeting

Sorted on Laps

Legends

Kirkistown 500 MRCI 1.512 miles

Race 2 (R10)

27/08/2022 13:40

Race (8 Laps) started at 13:40:31

Pos	No.	Name	Make	Laps	Total Tm	Best Tm	Best Speed	In Lap	Avg. Speed
1	24	Greg Richardson	1.2 Ford Coupe	8	9:10.074	1:08.200	79.810	7	79.161
2	1	Geoff Richardson	1.2 Ford Coupe	8	9:14.249	1:06.716	81.585	2	78.564
3	50	David Yamamoto	1.2 Ford Coupe	8	9:19.225	1:08.364	79.618	2	77.865
4	46	Declan Burke	1.2 Ford Sedan	8	9:20.097	1:08.624	79.317	6	77.744
5	99	Scott Jackson	1.2 Ford Coupe	8	9:21.378	1:09.016	78.866	7	77.567
6	13	Lee Malone	1.2 Ford Coupe	8	9:25.019	1:09.433	78.392	6	77.067
7	18	Richard Spence	1.2 Ford Sedan	8	9:31.912	1:10.154	77.587	5	76.138
8	44	Anthony Malone	1.2 Ford Coupe	8	9:35.424	1:09.676	78.119	5	75.673
9	91	Colin Hamill	1.2 Ford Van	8	9:44.422	1:10.512	77.193	4	74.508

Not classified

DNF	21	Jamie Moylan	1.2 Ford Coupe		0.742		-	0	-
DNS	37	Ivor Greenwood	1.2 Ford Coupe				-	0	-
DNS	29	Ian Conroy	1.2 Ford Coupe				-	0	-
DNS	12	Ciaran Bergin	1.2 Ford Coupe				-	0	-

Margin of Victory	Avg. Speed	Best Lap Tm	Best Speed	Best Lap by
4.175	79.161	1:06.716	81.585	1 - Geoff Richardson

Results provisional until the conclusion of judicial and technical matters

Orbits

Chief Timekeeper: D.Bradfield

Clerk of the Course:

Live timing available at timing.rhwright.co.uk

www.mylaps.com

Licensed to: R.H.Wright Timing

Printed: 27/08/2022 13:50:32



R.H.Wright Timing

500MRCI Leinster Trophy Race Meeting


Legends

Kirkistown 500 MRCI 1.512 miles

Race 2 (R10)

27/08/2022 13:40

Race (8 Laps) started at 13:40:31



Lap	Lap Tm	Diff	Time of Day
(24) Greg Richardson			
1	1:11.044	+2.844	13:41:42.742
2	1:08.306	+0.106	13:42:51.048
3	1:08.222	+0.022	13:43:59.270
4	1:08.369	+0.169	13:45:07.639
5	1:08.395	+0.195	13:46:16.034
6	1:08.279	+0.079	13:47:24.313
7	1:08.200		13:48:32.513
8	1:08.706	+0.506	13:49:41.219
(1) Geoff Richardson			
1	1:19.376	+12.660	13:41:51.257
2	1:06.716		13:42:57.973
3	1:10.049	+3.333	13:44:08.022
4	1:07.471	+0.755	13:45:15.493
5	1:07.562	+0.846	13:46:23.055
6	1:07.424	+0.708	13:47:30.479
7	1:07.499	+0.783	13:48:37.978
8	1:07.416	+0.700	13:49:45.394
(50) David Yamamoto			
1	1:13.121	+4.757	13:41:45.255
2	1:08.364		13:42:53.619
3	1:09.000	+0.636	13:44:02.619
4	1:10.500	+2.136	13:45:13.119
5	1:09.802	+1.438	13:46:22.921
6	1:08.620	+0.256	13:47:31.541
7	1:09.066	+0.702	13:48:40.607
8	1:09.763	+1.399	13:49:50.370
(46) Declan Burke			
1	1:13.312	+4.688	13:41:44.754
2	1:08.935	+0.311	13:42:53.689
3	1:09.240	+0.616	13:44:02.929
4	1:11.063	+2.439	13:45:13.992
5	1:09.705	+1.081	13:46:23.697
6	1:08.624		13:47:32.321
7	1:09.301	+0.677	13:48:41.622
8	1:09.620	+0.996	13:49:51.242
(99) Scott Jackson			
1	1:11.940	+2.924	13:41:43.376
2	1:09.748	+0.732	13:42:53.124
3	1:09.618	+0.602	13:44:02.742
4	1:11.470	+2.454	13:45:14.212
5	1:10.227	+1.211	13:46:24.439
6	1:09.379	+0.363	13:47:33.818
7	1:09.016		13:48:42.834
8	1:09.689	+0.673	13:49:52.523
(13) Lee Malone			
1	1:14.017	+4.584	13:41:45.193
2	1:10.998	+1.565	13:42:56.191
3	1:11.196	+1.763	13:44:07.387
4	1:10.044	+0.611	13:45:17.431
5	1:09.702	+0.269	13:46:27.133
6	1:09.433		13:47:36.566
7	1:09.940	+0.507	13:48:46.506
8	1:09.658	+0.225	13:49:56.164
(18) Richard Spence			
1	1:13.939	+3.785	13:41:45.084
2	1:11.189	+1.035	13:42:56.273
3	1:12.239	+2.085	13:44:08.512
4	1:10.683	+0.529	13:45:19.195
5	1:10.154		13:46:29.349
6	1:10.360	+0.206	13:47:39.709
7	1:11.620	+1.466	13:48:51.329
8	1:11.728	+1.574	13:50:03.057
(44) Anthony Malone			
1	1:14.493	+4.817	13:41:46.728
2	1:09.912	+0.236	13:42:56.640

Lap	Lap Tm	Diff	Time of Day
3	1:11.555	+1.879	13:44:08.195
4	1:09.970	+0.294	13:45:18.165
5	1:09.676		13:46:27.841
6	1:17.659	+7.983	13:47:45.500
7	1:10.145	+0.469	13:48:55.645
8	1:10.924	+1.248	13:50:06.569
(91) Colin Hamil			
1	1:21.764	+11.252	13:41:53.535
2	1:10.769	+0.257	13:43:04.304
3	1:11.296	+0.784	13:44:15.600
4	1:10.512		13:45:26.112
5	1:10.582	+0.070	13:46:36.694
6	1:17.396	+6.884	13:47:54.090
7	1:10.686	+0.174	13:49:04.776
8	1:10.791	+0.279	13:50:15.567

Results provisional until the conclusion of judicial and technical matters

Orbits

Chief Timekeeper: D.Bradfield

Clerk of the Course:

Live timing available at timing.rhwright.co.uk

www.mylaps.com

Licensed to: R.H.Wright Timing

Printed: 28/08/2022 11:19:56



500MRCI Leinster Trophy Race Meeting

Legends

Kirkistown 500 MRCI 1.512 miles

Race 3 Final (R15)

27/08/2022 16:20

Race (10 Laps)

5	24	1
	9	10
4	99	50
	7	8
3	13	46
	5	6
2	18	44
	3	4
1	21	91
	1	2

POLE POSITION

Results provisional until the conclusion of judicial and technical matters

Orbits

Chief Timekeeper: D.Bradfield

Clerk of the Course:

Live timing available at timing.rhwright.co.uk

www.mylaps.com

Licensed to: R.H.Wright Timing



R.H.Wright Timing

500MRCI Leinster Trophy Race Meeting

Sorted on Laps

Legends

Kirkistown 500 MRCI 1.512 miles

Race 3 Final (R15)

27/08/2022 16:20

Race (10 Laps) started at 16:34:59

Pos	No.	Name	Make	Laps	Total Tm	Best Tm	Best Speed	In Lap	Avg. Speed
1	21	Jamie Moylan	1.2 Ford Coupe	10	11:28.465	1:07.759	80.329	5	79.060
2	24	Greg Richardson	1.2 Ford Coupe	10	11:30.932	1:07.982	80.066	7	78.778
3	13	Lee Malone	1.2 Ford Coupe	10	11:44.592	1:08.845	79.062	5	77.251
4	44	Anthony Malone	1.2 Ford Coupe	10	11:47.156	1:08.661	79.274	2	76.971
5	99	Scott Jackson	1.2 Ford Coupe	10	11:54.254	1:08.511	79.447	6	76.206
6	18	Richard Spence	1.2 Ford Sedan	10	11:56.463	1:10.254	77.476	3	75.971
7	50	David Yamamoto	1.2 Ford Coupe	9	12:19.223	1:12.344	75.238	1	66.268
Not classified									
DNF	1	Geoff Richardson	1.2 Ford Coupe	8	9:07.795	1:07.126	81.087	3	79.490
DNF	46	Declan Burke	1.2 Ford Sedan	7	8:12.875	1:09.377	78.456	2	77.304
DNF	91	Colin Hamill	1.2 Ford Van	2	2:40.270	1:12.945	74.618	1	67.923

Margin of Victory

Avg. Speed

Best Lap Tm

Best Speed

Best Lap by

2.467

79.060

1:07.759

80.329

21 - Jamie Moylan

Results provisional until the conclusion of judicial and technical matters

Orbits

Chief Timekeeper: D.Bradfield

Clerk of the Course:

Live timing available at timing.rhwright.co.uk

www.mylaps.com

Licensed to: R.H.Wright Timing

Printed: 27/08/2022 16:47:46



500MRCI Leinster Trophy Race Meeting

Legends

Kirkistown 500 MRCI 1.512 miles

Race 3 Final (R15)

27/08/2022 16:20

Race (10 Laps) started at 16:34:59

Lap	Lap Tm	Diff	Time of Day
(21) Jamie Moylan			
1	1:10.551	+2.792	16:36:09.950
2	1:08.514	+0.755	16:37:18.464
3	1:08.062	+0.303	16:38:26.526
4	1:08.229	+0.470	16:39:34.755
5	1:07.759		16:40:42.514
6	1:08.210	+0.451	16:41:50.724
7	1:08.836	+1.077	16:42:59.560
8	1:08.050	+0.291	16:44:07.610
9	1:08.236	+0.477	16:45:15.846
10	1:12.018	+4.259	16:46:27.864
(24) Greg Richardson			
1	1:11.350	+3.368	16:36:12.161
2	1:08.277	+0.295	16:37:20.438
3	1:12.261	+4.279	16:38:32.699
4	1:08.511	+0.529	16:39:41.210
5	1:08.203	+0.221	16:40:49.413
6	1:08.011	+0.029	16:41:57.424
7	1:07.982		16:43:05.406
8	1:08.215	+0.233	16:44:13.621
9	1:08.333	+0.351	16:45:21.954
10	1:08.377	+0.395	16:46:30.331
(13) Lee Malone			
1	1:14.791	+5.946	16:36:14.812
2	1:11.068	+2.223	16:37:25.880
3	1:09.519	+0.674	16:38:35.399
4	1:09.371	+0.526	16:39:44.770
5	1:08.845		16:40:53.615
6	1:09.330	+0.485	16:42:02.945
7	1:09.470	+0.625	16:43:12.415
8	1:09.428	+0.583	16:44:21.843
9	1:10.312	+1.467	16:45:32.155
10	1:11.836	+2.991	16:46:43.991
(44) Anthony Malone			
1	1:12.060	+3.399	16:36:11.729
2	1:08.661		16:37:20.390
3	1:09.834	+1.173	16:38:30.224
4	1:11.439	+2.778	16:39:41.663
5	1:09.645	+0.984	16:40:51.308
6	1:10.072	+1.411	16:42:01.380
7	1:09.616	+0.955	16:43:10.996
8	1:10.602	+1.941	16:44:21.598
9	1:15.243	+6.582	16:45:36.841
10	1:09.714	+1.053	16:46:46.555
(99) Scott Jackson			
1	1:14.398	+5.887	16:36:14.924
2	1:12.401	+3.890	16:37:27.325
3	1:09.512	+1.001	16:38:36.837
4	1:08.903	+0.392	16:39:45.740
5	1:08.993	+0.482	16:40:54.733
6	1:08.511		16:42:03.244
7	1:09.555	+1.044	16:43:12.799
8	1:09.355	+0.844	16:44:22.154
9	1:10.808	+2.297	16:45:32.962
10	1:20.691	+12.180	16:46:53.653
(18) Richard Spence			
1	1:14.642	+4.388	16:36:14.359
2	1:12.763	+2.509	16:37:27.122
3	1:10.254		16:38:37.376
4	1:10.873	+0.619	16:39:48.249
5	1:10.437	+0.183	16:40:58.686
6	1:10.845	+0.591	16:42:09.531
7	1:10.859	+0.605	16:43:20.390
8	1:12.105	+1.851	16:44:32.495
9	1:12.025	+1.771	16:45:44.520
10	1:11.342	+1.088	16:46:55.862
(50) David Yamamoto			

Lap	Lap Tm	Diff	Time of Day
1	1:12.344		16:36:12.567
2	1:21.808	+9.464	16:37:34.375
3	1:24.032	+11.688	16:38:58.407
4	1:16.949	+4.605	16:40:15.356
5	1:18.249	+5.905	16:41:33.605
6	1:22.934	+10.590	16:42:56.539
7	1:28.813	+16.469	16:44:25.352
8	1:26.359	+14.015	16:45:51.711
9	1:26.911	+14.567	16:47:18.622
(1) Geoff Richardson			
1	1:11.471	+4.345	16:36:11.894
2	1:07.371	+0.245	16:37:19.265
3	1:07.126		16:38:26.391
4	1:07.956	+0.830	16:39:34.347
5	1:08.075	+0.949	16:40:42.422
6	1:08.255	+1.129	16:41:50.677
7	1:08.064	+0.938	16:42:58.741
8	1:08.453	+1.327	16:44:07.194
(46) Declan Burke			
1	1:11.817	+2.440	16:36:11.833
2	1:09.377		16:37:21.210
3	1:09.683	+0.306	16:38:30.893
4	1:10.409	+1.032	16:39:41.302
5	1:09.591	+0.214	16:40:50.893
6	1:09.597	+0.220	16:42:00.490
7	1:11.784	+2.407	16:43:12.274
(91) Colin Hamill			
1	1:12.945		16:36:12.402
2	1:27.267	+14.322	16:37:39.669

Results provisional until the conclusion of judicial and technical matters

Orbits

Chief Timekeeper: D.Bradfield

Clerk of the Course:

Live timing available at timing.rhwright.co.uk

www.mylaps.com

Licensed to: R.H.Wright Timing



500MRCI Leinster Trophy Race Meeting

Sorted on best lap time

Libre Saloons/SEAT

Kirkistown 500 MRCI 1.512 miles

Qualifying (Q4)

26/08/2022 14:30

Qualifying started at 14:44:58

Pos	No.	Name	Make	Best Tm	Diff	In Lap	Best Speed	2nd Best	2nd Lap
1	63	Peter Baxter	2.0t SEAT Leon	59.675		7	91.211	1:00.603	2
2	10	Barry English	2.0t SEAT Leon	1:00.559	0.884	8	89.880	1:00.712	5
3	133	Brian Berry	2.0t SEAT Leon	1:00.728	1.053	4	89.629	1:01.125	6
4	142	Paul Parr	2.0t SEAT Leon	1:00.768	1.093	4	89.570	1:00.810	2
5	970	Shane Murphy	2.0t SEAT Leon	1:00.788	1.113	3	89.541	1:00.888	4
6	8	Rod McGovern	2.0t SEAT Leon	1:00.944	1.269	7	89.312	1:00.996	4
7	212	Gareth Blaine	3.0 BMW 330i	1:07.213	7.538	6	80.982	1:07.267	7
8	33	Donal O'Neill	1.8t SEAT Cupra	1:07.291	7.616	7	80.888	1:07.810	5
9	148	Paul McAilinden	2.0 SHP Supercar	1:07.372	7.697	7	80.791	1:07.815	6
10	31	Keith Wray	3.0 BMW 330i	1:10.274	10.599	7	77.454	1:11.168	3
11	2	Greer Wray	3.0 BMW 330i	1:11.072	11.397	6	76.585	1:11.287	5
12	48	Graham McDonnell	2.0t SEAT Leon	1:11.587	11.912	2	76.034	1:12.736	1
13	16	Gerard Tohill	2.0t SEAT Leon			0	-		0
14	6	David Maguire	2.0t SEAT Leon			0	-		0
15	44	Ross Barnes	2.0t SEAT Leon			0	-		0
16	115	Barry Shannon	2.0 Honda Civic			0	-		0
17	633	Luke Baxter	2.0t SEAT Leon			0	-		0

Announcements

Cars 6, 16 & 44 - No transponder times recorded (Q12.8.1)

Results provisional until the conclusion of judicial and technical matters

Orbits

Chief Timekeeper: D.Bradfield

Clerk of the Course:

Live timing available at timing.rhwright.co.uk

www.mylaps.com

Licensed to: R.H.Wright Timing



500MRCI Leinster Trophy Race Meeting

Libre Saloons/SEAT

Kirkstown 500 MRCI 1.512 miles

Qualifying (Q4)

26/08/2022 14:30

Qualifying started at 14:44:58

Lap	Lap Tm	Diff	Time of Day
(63) Peter Baxter			
1	1:03.965	+4.290	14:47:34.083
2	1:00.603	+0.928	14:48:34.686
3	1:00.691	+1.016	14:49:35.377
4	1:02.200	+2.525	14:50:37.577
5	1:00.912	+1.237	14:51:38.489
6	1:01.017	+1.342	14:52:39.506
7	59.675		14:53:39.181

Lap	Lap Tm	Diff	Time of Day
(10) Barry English			
1	1:02.524	+1.965	14:47:47.805
2	1:01.004	+0.445	14:48:48.809
3	1:01.212	+0.653	14:49:50.021
4	1:01.164	+0.605	14:50:51.185
5	1:00.712	+0.153	14:51:51.897
6	1:01.112	+0.553	14:52:53.009
7	1:00.801	+0.242	14:53:53.810
8	1:00.559		14:54:54.369

Lap	Lap Tm	Diff	Time of Day
(133) Brian Berry			
1	1:05.290	+4.562	14:48:01.363
2	1:02.521	+1.793	14:49:03.884
3	1:01.182	+0.454	14:50:05.066
4	1:00.728		14:51:05.794
5	1:01.204	+0.476	14:52:06.998
6	1:01.125	+0.397	14:53:08.123

Lap	Lap Tm	Diff	Time of Day
(142) Paul Parr			
1	1:01.230	+0.462	14:47:43.549
2	1:00.810	+0.042	14:48:44.359
3	1:01.021	+0.253	14:49:45.380
4	1:00.768		14:50:46.148
5	1:05.594	+4.826	14:51:51.742
6	1:02.881	+2.113	14:52:54.623
7	1:01.294	+0.526	14:53:55.917
8	1:01.063	+0.295	14:54:56.980

Lap	Lap Tm	Diff	Time of Day
(970) Shane Murphy			
1	1:02.545	+1.757	14:47:42.408
2	1:02.713	+1.925	14:48:45.121
3	1:00.788		14:49:45.909
4	1:00.888	+0.100	14:50:46.797
5	1:01.228	+0.440	14:51:48.025
6	1:01.059	+0.271	14:52:49.084
7	1:01.113	+0.325	14:53:50.197
8	1:00.998	+0.210	14:54:51.195

Lap	Lap Tm	Diff	Time of Day
(8) Rod McGovern			
1	1:05.265	+4.321	14:47:51.680
2	1:01.589	+0.645	14:48:53.269
3	1:01.156	+0.212	14:49:54.425
4	1:00.996	+0.052	14:50:55.421
5	1:01.014	+0.070	14:51:56.435
6	1:02.073	+1.129	14:52:58.508
7	1:00.944		14:53:59.452
8	1:01.065	+0.121	14:55:00.517

Lap	Lap Tm	Diff	Time of Day
(212) Gareth Blaine			
1	1:12.461	+5.248	14:48:22.826
2	1:10.065	+2.852	14:49:32.891
3	1:07.961	+0.748	14:50:40.852
4	1:08.914	+1.701	14:51:49.766
5	1:08.683	+1.470	14:52:58.449
6	1:07.213		14:54:05.662
7	1:07.267	+0.054	14:55:12.929

Lap	Lap Tm	Diff	Time of Day
(33) Donal O'Neil			
1	1:13.129	+5.838	14:48:13.330
2	1:10.220	+2.929	14:49:23.550
3	1:08.830	+1.539	14:50:32.380
4	1:09.194	+1.903	14:51:41.574
5	1:07.810	+0.519	14:52:49.384
6	1:08.829	+1.538	14:53:58.213

Lap	Lap Tm	Diff	Time of Day
(148) Paul McAlinden			
7	1:07.291		14:55:05.504
1	1:10.901	+3.529	14:48:26.125
2	1:08.555	+1.183	14:49:34.680
3	1:08.906	+1.534	14:50:43.586
4	1:08.561	+1.189	14:51:52.147
5	1:08.666	+1.294	14:53:00.813
6	1:07.815	+0.443	14:54:08.628
7	1:07.372		14:55:16.000

Lap	Lap Tm	Diff	Time of Day
(31) Keith Wray			
1	1:13.725	+3.451	14:48:15.449
2	1:12.282	+2.008	14:49:27.731
3	1:11.168	+0.894	14:50:38.899
4	1:12.961	+2.687	14:51:51.860
5	1:11.662	+1.388	14:53:03.522
6	1:11.512	+1.238	14:54:15.034
7	1:10.274		14:55:25.308

Lap	Lap Tm	Diff	Time of Day
(2) Greer Wray			
1	1:12.598	+1.526	14:48:22.473
2	1:19.048	+7.976	14:49:41.521
3	1:13.543	+2.471	14:50:55.064
4	1:15.715	+4.643	14:52:10.779
5	1:11.287	+0.215	14:53:22.066
6	1:11.072		14:54:33.138

Lap	Lap Tm	Diff	Time of Day
(48) Graham McDonnell			
1	1:12.736	+1.149	14:47:55.974
2	1:11.587		14:49:07.561
p3	5:11.881	+4:00.294	14:54:19.442
4	1:08.032	-3.555	14:55:27.474

Lap	Lap Tm	Diff	Time of Day
(16) Gerard Tohill			
1	2:06.929	58:47.846	14:48:56.347
2	1:02.576	59:52.199	14:49:58.923
3	1:01.683	59:53.092	14:51:00.606
4	1:02.345	59:52.430	14:52:02.951

Lap	Lap Tm	Diff	Time of Day
(6) David Maguire			
1	2:04.111	58:50.664	14:51:06.348

Lap	Lap Tm	Diff	Time of Day
(44) Ross Barnes			
1	3:33.461	57:21.314	14:51:38.052

Results provisional until the conclusion of judicial and technical matters

Orbits

Chief Timekeeper: D.Bradfield

Clerk of the Course:

Live timing available at timing.rhwright.co.uk

www.mylaps.com

Licensed to: R.H.Wright Timing



500MRCI Leinster Trophy Race Meeting

Libre Saloons/SEAT

Kirkistown 500 MRCI 1.512 miles

Race 1 (R3)


27/08/2022 10:10

Race (12:00 and 1 Laps)

10	115
	19
9	31
	17
8	33
	15
7	63
	13
6	
	11
5	48
	9
4	6
	7
3	8
	5
2	142
	3
1	10
	1

POLE POSITION

633
20
2
18
148
16
212
14
12
10
44
8
16
6
970
4
133
2



Results provisional until the conclusion of judicial and technical matters

Orbits

Chief Timekeeper: D.Bradfield

Clerk of the Course:

Live timing available at timing.rhwright.co.uk

www.mylaps.com

Licensed to: R.H.Wright Timing

Printed: 26/08/2022 16:32:33



R.H.Wright Timing

500MRCI Leinster Trophy Race Meeting

Sorted on Laps

Libre Saloons/SEAT

Kirkistown 500 MRCI 1.512 miles

Race 1 (R3)

27/08/2022 10:10

Race (12:00 and 1 Laps) started at 10:27:17

Pos	No.	Name	Make	Laps	Total Tm	Best Tm	Best Speed	In Lap	Avg. Speed
GT									
1	148	Paul McAlinden	2.0 SHP Supercar	11	14:08.628	1:08.777	79.140	7	70.553
Libre Saloons									
1	33	Donal O'Neill	1.8t SEAT Cupra	10	13:18.594	1:09.428	78.398	8	68.158
2	31	Keith Wray	3.0 BMW 330i	10	13:20.254	1:09.824	77.953	8	68.016
3	2	Greer Wray	3.0 BMW 330i	10	13:22.587	1:11.219	76.427	10	67.818
Not classified									
DNF	212	Gareth Blaine	3.0 BMW 330i	8	10:40.889	1:07.891	80.173	6	67.943
DNF	115	Barry Shannon	2.0 Honda Civic	6	8:42.884	1:13.829	73.725	5	62.458
DNS	63	Peter Baxter	2.0t SEAT Leon		4.962		-	0	-
DNS	633	Luke Baxter	2.0t SEAT Leon				-	0	-
SEAT									
1	970	Shane Murphy	2.0t SEAT Leon	11	13:06.044	1:00.429	90.073	6	76.170
2	8	Rod McGovern	2.0t SEAT Leon	11	13:06.990	1:00.520	89.938	9	76.079
3	10	Barry English	2.0t SEAT Leon	11	13:12.928	1:01.262	88.848	6	75.509
4	133	Brian Berry	2.0t SEAT Leon	11	13:13.168	1:01.525	88.468	6	75.486
5	16	Gerard Tohill	2.0t SEAT Leon	11	13:16.087	1:01.466	88.553	10	75.209
6	48	Graham McDonnell	2.0t SEAT Leon	11	13:17.388	1:01.509	88.491	6	75.087
7	142	Paul Parr	2.0t SEAT Leon	11	13:17.719	1:01.942	87.873	8	75.056
8	6	David Maguire	2.0t SEAT Leon	11	13:43.027	1:04.376	84.550	10	72.748
9	44	Ross Barnes	2.0t SEAT Leon	10	14:13.221	1:06.466	81.892	8	63.794

Announcements

Car 6 - No transponder times recorded (Q12.8.1)

Margin of Victory	Avg. Speed	Best Lap Tm	Best Speed	Best Lap by
0.946	76.170	1:00.429	90.073	970 - Shane Murphy

Results provisional until the conclusion of judicial and technical matters

Orbits

Chief Timekeeper: D.Bradfield

Clerk of the Course:

Live timing available at timing.rhwright.co.uk

www.mylaps.com

Licensed to: R.H.Wright Timing

Printed: 27/08/2022 10:42:37



R.H.Wright Timing

500MRCI Leinster Trophy Race Meeting

Libre Saloons/SEAT

Kirkstown 500 MRCI 1.512 miles

Race 1 (R3)

27/08/2022 10:10

Race (12:00 and 1 Laps) started at 10:27:17

Lap	Lap Tm	Diff	Time of Day
(970) Shane Murphy			
1	1:05.471	+5.042	10:28:25.464
2	1:05.457	+5.028	10:29:30.921
3	1:57.800	+57.371	10:31:28.721
4	1:44.922	+44.493	10:33:13.643
5	1:02.433	+2.004	10:34:16.076
6	1:00.429		10:35:16.505
7	1:01.277	+0.848	10:36:17.782
8	1:01.174	+0.745	10:37:18.956
9	1:00.533	+0.104	10:38:19.489
10	1:02.787	+2.358	10:39:22.276
11	1:01.192	+0.763	10:40:23.468
(8) Rod McGovern			
1	1:06.375	+5.855	10:28:27.100
2	1:05.030	+4.510	10:29:32.130
3	1:59.252	+58.732	10:31:31.382
4	1:44.073	+43.553	10:33:15.455
5	1:02.639	+2.119	10:34:18.094
6	1:01.064	+0.544	10:35:19.158
7	1:00.865	+0.345	10:36:20.023
8	1:00.951	+0.431	10:37:20.974
9	1:00.520		10:38:21.494
10	1:02.235	+1.715	10:39:23.729
11	1:00.685	+0.165	10:40:24.414
(10) Barry English			
1	1:07.354	+6.092	10:28:26.722
2	1:04.882	+3.620	10:29:31.604
3	1:58.300	+57.038	10:31:29.904
4	1:45.466	+44.204	10:33:15.370
5	1:03.750	+2.488	10:34:19.120
6	1:01.262		10:35:20.382
7	1:01.770	+0.508	10:36:22.152
8	1:02.001	+0.739	10:37:24.153
9	1:01.963	+0.701	10:38:26.116
10	1:01.880	+0.618	10:39:27.996
11	1:02.356	+1.094	10:40:30.352
(133) Brian Berry			
1	1:08.713	+7.188	10:28:28.136
2	1:04.642	+3.117	10:29:32.778
3	1:59.801	+58.276	10:31:32.579
4	1:43.341	+41.816	10:33:15.920
5	1:03.904	+2.379	10:34:19.824
6	1:01.525		10:35:21.349
7	1:01.901	+0.376	10:36:23.250
8	1:01.612	+0.087	10:37:24.862
9	1:01.796	+0.271	10:38:26.658
10	1:01.683	+0.158	10:39:28.341
11	1:02.251	+0.726	10:40:30.592
(16) Gerard Tohill			
1	1:09.285	+7.819	10:28:30.056
2	1:05.335	+3.869	10:29:35.391
3	1:59.371	+57.905	10:31:34.762
4	1:42.011	+40.545	10:33:16.773
5	1:03.612	+2.146	10:34:20.385
6	1:01.841	+0.375	10:35:22.226
7	1:01.678	+0.212	10:36:23.904
8	1:01.855	+0.389	10:37:25.759
9	1:01.964	+0.498	10:38:27.723
10	1:01.466		10:39:29.189
11	1:04.322	+2.856	10:40:33.511
(48) Graham McDonnell			
1	1:06.884	+5.375	10:28:28.318
2	1:05.313	+3.804	10:29:33.631
3	2:00.283	+58.774	10:31:33.914
4	1:42.257	+40.748	10:33:16.171
5	1:03.932	+2.423	10:34:20.103
6	1:01.509		10:35:21.612
7	1:01.848	+0.339	10:36:23.460

Lap	Lap Tm	Diff	Time of Day
(142) Paul Parr			
1	1:12.634	+10.692	10:28:32.723
2	1:03.117	+1.175	10:29:35.840
3	1:59.391	+57.449	10:31:35.231
4	1:42.175	+40.233	10:33:17.406
5	1:03.457	+1.515	10:34:20.863
6	1:02.358	+0.416	10:35:23.221
7	1:02.396	+0.454	10:36:25.617
8	1:01.942		10:37:27.559
9	1:01.968	+0.026	10:38:29.527
10	1:02.256	+0.314	10:39:31.783
11	1:03.360	+1.418	10:40:35.143
(6) David Maguire			
1	1:18.465	+14.089	10:28:39.642
2	1:12.357	+7.981	10:29:51.999
3	1:51.281	+46.905	10:31:43.280
4	1:41.766	+37.390	10:33:25.046
5	1:05.775	+1.399	10:34:30.821
6	1:05.367	+0.991	10:35:36.188
7	1:05.753	+1.377	10:36:41.941
8	1:04.440	+0.064	10:37:46.381
9	1:04.841	+0.465	10:38:51.222
10	1:04.376		10:39:55.598
11	1:04.853	+0.477	10:41:00.451
(148) Paul McAlinden			
1	1:12.870	+4.093	10:28:35.820
2	1:12.698	+3.921	10:29:48.518
3	1:50.118	+41.341	10:31:38.636
4	1:42.876	+34.099	10:33:21.512
5	1:09.836	+1.059	10:34:31.348
6	1:09.003	+0.226	10:35:40.351
7	1:08.777		10:36:49.128
8	1:08.796	+0.019	10:37:57.924
9	1:08.979	+0.202	10:39:06.903
10	1:09.890	+1.113	10:40:16.793
11	1:09.259	+0.482	10:41:26.052
(33) Donal O'Neil			
1	1:24.838	+15.410	10:28:48.175
2	1:16.614	+7.186	10:30:04.789
3	1:44.422	+34.994	10:31:49.211
4	1:41.720	+32.292	10:33:30.931
5	1:13.464	+4.036	10:34:44.395
6	1:11.509	+2.081	10:35:55.904
7	1:10.259	+0.831	10:37:06.163
8	1:09.428		10:38:15.591
9	1:09.954	+0.526	10:39:25.545
10	1:10.473	+1.045	10:40:36.018
(31) Keith Wray			
1	1:21.510	+11.686	10:28:45.256
2	1:18.104	+8.280	10:30:03.360
3	1:44.820	+34.996	10:31:48.180
4	1:42.480	+32.656	10:33:30.660
5	1:12.673	+2.849	10:34:43.333
6	1:11.650	+1.826	10:35:54.983
7	1:11.658	+1.834	10:37:06.641
8	1:09.824		10:38:16.465
9	1:10.336	+0.512	10:39:26.801
10	1:10.877	+1.053	10:40:37.678
(2) Greer Wray			
1	1:18.672	+7.453	10:28:42.144
2	1:16.052	+4.833	10:29:58.196
3	1:46.060	+34.841	10:31:44.256
4	1:41.173	+29.954	10:33:25.429
5	1:12.687	+1.468	10:34:38.116

Lap	Lap Tm	Diff	Time of Day
(44) Ross Barnes			
6	1:12.808	+1.589	10:35:50.924
7	1:12.844	+1.625	10:37:03.768
8	1:11.721	+0.502	10:38:15.489
9	1:13.303	+2.084	10:39:28.792
10	1:11.219		10:40:40.011
(212) Gareth Blaine			
1	1:20.849	+12.958	10:28:43.544
2	1:12.631	+4.740	10:29:56.175
3	1:47.106	+39.215	10:31:43.281
4	1:41.766	+33.875	10:33:25.047
5	1:08.027	+0.136	10:34:33.074
6	1:07.891		10:35:40.965
7	1:08.755	+0.864	10:36:49.720
8	1:08.593	+0.702	10:37:58.313
(115) Barry Shannon			
1	1:19.956	+6.127	10:28:44.018
2	1:18.039	+4.210	10:30:02.057
3	1:45.068	+31.239	10:31:47.125
4	1:42.480	+28.651	10:33:29.605
5	1:13.829		10:34:43.434
6	1:16.874	+3.045	10:36:00.308

Results provisional until the conclusion of judicial and technical matters

Orbits

Chief Timekeeper: D.Bradfield

Clerk of the Course:

Live timing available at timing.rhwright.co.uk

www.mylaps.com

Licensed to: R.H.Wright Timing

Printed: 28/08/2022 11:20:32



500MRCI Leinster Trophy Race Meeting


BOSS Ireland

Kirkistown 500 MRCI 1.512 miles

Leinster Trophy (R13)

27/08/2022 15:10

Race (15:00 and 1 Laps) started at 15:35:44



5	23
	9
4	18
	7
3	46
	5
2	36
	3
1	19
	1

6
8
21
6
7
4
55
2

POLE POSITION



Results provisional until the conclusion of judicial and technical matters

Orbits

Chief Timekeeper: D.Bradfield

Clerk of the Course:

Live timing available at timing.rhwright.co.uk

www.mylaps.com

Licensed to: R.H.Wright Timing

Printed: 27/08/2022 15:42:04



500MRCI Leinster Trophy Race Meeting

Sorted on Laps

Libre Saloons/SEAT

Kirkistown 500 MRCI 1.512 miles

Race 2 (R11)

27/08/2022 14:10

Race (12:00 and 1 Laps) started at 14:29:46

Pos	No.	Name	Make	Laps	Total Tm	Best Tm	Best Speed	In Lap	Avg. Speed
GT									
1	148	Paul McAlinden	2.0 SHP Supercar	11	14:51.971	1:06.405	81.967	11	67.125
Libre Saloons									
1	212	Gareth Blaine	3.0 BMW 330i	11	14:50.996	1:06.971	81.274	8	67.198
2	33	Donal O'Neill	1.8t SEAT Cupra	11	15:01.970	1:07.923	80.135	9	66.381
3	2	Greer Wray	3.0 BMW 330i	10	14:06.607	1:09.635	78.165	6	64.292
4	115	Barry Shannon	2.0 Honda Civic	10	14:10.252	1:10.997	76.665	5	64.017
5	31	Keith Wray	3.0 BMW 330i	10	14:10.392	1:10.107	77.639	6	64.006
Not classified									
DNF	633	Luke Baxter	2.0t SEAT Leon	3	7:07.563	1:59.354	45.604	2	38.191
DNS	63	Peter Baxter	2.0t SEAT Leon				-	0	-
SEAT									
1	133	Brian Berry	2.0t SEAT Leon	11	14:04.697	1:01.352	88.718	8	70.881
2	10	Barry English	2.0t SEAT Leon	11	14:07.538	1:01.343	88.731	6	70.644
3	142	Paul Parr	2.0t SEAT Leon	11	14:07.779	1:01.417	88.624	5	70.624
4	970	Shane Murphy	2.0t SEAT Leon	11	14:08.086	1:01.084	89.107	8	70.598
5	48	Graham McDonnell	2.0t SEAT Leon	11	14:08.775	1:00.579	89.850	7	70.541
6	8	Rod McGovern	2.0t SEAT Leon	11	14:14.823	1:01.777	88.108	10	70.042
7	6	David Maguire	2.0t SEAT Leon	11	14:23.222		-	0	69.360
Not classified									
DNF	44	Ross Barnes	2.0t SEAT Leon	6	8:59.250	1:02.026	87.754	6	60.562
DNF	16	Gerard Tohill	2.0t SEAT Leon		2.335		-	0	-

Announcements

Cars 6 and 633 - No transponder times recorded (Q12.8.1)

Car 48 +10 secs penalty. False Start Q12.13

Margin of Victory	Avg. Speed	Best Lap Tm	Best Speed	Best Lap by
2.841	70.881	1:00.579	89.850	48 - Graham McDonnell

Results provisional until the conclusion of judicial and technical matters

Orbits

Chief Timekeeper: D.Bradfield

Clerk of the Course:

Live timing available at timing.rhwright.co.uk

www.mylaps.com

Licensed to: R.H.Wright Timing



500MRCI Leinster Trophy Race Meeting

Sorted on best lap time

NI Sevens/Strykers

Kirkistown 500 MRCI 1.512 miles

Qualifying (Q1)

26/08/2022 13:30

Qualifying started at 14:01:17

Pos	No.	Name	Make	Best Tm	Diff	In Lap	Best Speed	2nd Best	2nd Lap
NI Sevens									
1	25	Graham Moore	1.0 GMS Honda	1:02.066		9	87.697	1:02.496	6
2	146	David Mutch	1.0 GMS Honda	1:03.753	1.687	4	85.377	1:04.492	2
3	46	Trevor Allen	1.0 MNR Vortex Honda	1:03.927	1.861	3	85.144	1:04.381	6
4	34	Mark Francis	1.0 Locost Honda	1:03.984	1.918	5	85.068	1:04.064	6
5	15	Paul Thompson	1.0 Striker Honda	1:04.017	1.951	5	85.025	1:04.255	3
6	636	Kevin O'Neill	1.0 Westfield Honda	1:04.204	2.138	8	84.777	1:04.962	7
7	44	Richard Francis	1.0 Westfield Honda	1:04.593	2.527	2	84.266	1:05.956	3
8	251	Cameron Boyd	1.0 Westfield Honda	1:05.586	3.520	2	82.991	1:05.934	1
9	259	Robert Knowles	1.0 Westfield Honda	1:11.012	8.946	8	76.649	1:11.323	7
10	22	Allen Millar	1.0 GMS Honda			0	-		0
Strykers									
1	13	Kevin McGrath	1.8 RAW Stryker	1:05.990		5	82.482	1:06.438	8
2	5	Des Meehan	1.8 RAW Stryker	1:06.499	0.509	5	81.851	1:06.668	3
3	8	Roger Welaratne	1.8 RAW Stryker	1:06.590	0.600	6	81.739	1:06.761	4
4	4	Dominic Ryan	1.8 RAW Stryker	1:07.209	1.219	4	80.986	1:07.277	9
5	27	William Flaherty	1.8 RAW Stryker	1:18.148	12.158	4	69.650	1:18.948	5
6	2	Jonathan Taylor	1.8 RAW Stryker			0	-		0
7	14	David Reynolds	1.8 RAW Stryker			0	-		0

Results provisional until the conclusion of judicial and technical matters

Orbits

Chief Timekeeper: D.Bradfield

Clerk of the Course:

Live timing available at timing.rhwright.co.uk

www.mylaps.com

Licensed to: R.H.Wright Timing



500MRCI Leinster Trophy Race Meeting


NI Sevens/Strykers

Kirkistown 500 MRCI 1.512 miles

Qualifying (Q1)

26/08/2022 13:30

Qualifying started at 14:01:17



Lap	Lap Tm	Diff	Time of Day
(25) Graham Moore			
1	1:10.775	+8.709	14:02:28.192
2	1:03.341	+1.275	14:03:31.533
3	1:03.080	+1.014	14:04:34.613
4	1:02.964	+0.898	14:05:37.577
5	1:02.867	+0.801	14:06:40.444
6	1:02.496	+0.430	14:07:42.940
7	1:02.890	+0.824	14:08:45.830
8	1:03.834	+1.768	14:09:49.664
9	1:02.066		14:10:51.730
10	1:07.434	+5.368	14:11:59.164
(146) David Mutch			
1	1:09.788	+6.035	14:02:31.970
2	1:04.492	+0.739	14:03:36.462
3	1:04.559	+0.806	14:04:41.021
4	1:03.763		14:05:44.774
5	1:15.731	+11.978	14:07:00.505
6	1:04.584	+0.831	14:08:05.089
7	1:04.524	+0.771	14:09:09.613
8	1:05.596	+1.843	14:10:15.209
9	1:04.751	+0.998	14:11:19.960
(46) Trevor Allen			
1	1:05.403	+1.476	14:03:55.791
2	1:04.484	+0.557	14:05:00.275
3	1:03.927		14:06:04.202
4	1:21.933	+18.006	14:07:26.135
5	1:05.261	+1.334	14:08:31.396
6	1:04.381	+0.454	14:09:35.777
(34) Mark Francis			
1	1:05.774	+1.790	14:03:59.883
2	3:13.007	+2:09.023	14:07:12.690
3	1:05.466	+1.482	14:08:18.156
4	1:04.414	+0.430	14:09:22.570
5	1:03.984		14:10:26.554
6	1:04.064	+0.080	14:11:30.618
(15) Paul Thompson			
1	1:09.709	+5.892	14:02:30.863
2	1:04.541	+0.524	14:03:35.404
3	1:04.255	+0.238	14:04:39.659
4	1:04.566	+0.549	14:05:44.225
5	1:04.017		14:06:48.242
6	1:05.822	+1.805	14:07:54.064
7	1:04.619	+0.602	14:08:58.683
8	1:04.301	+0.284	14:10:02.984
9	1:09.610	+5.593	14:11:12.594
(636) Kevin O'Neill			
1	1:06.881	+2.677	14:04:03.123
2	1:05.805	+1.601	14:05:08.928
3	1:05.515	+1.311	14:06:14.443
4	1:07.226	+3.022	14:07:21.669
5	1:06.005	+1.801	14:08:27.674
6	1:05.323	+1.119	14:09:32.997
7	1:04.962	+0.758	14:10:37.959
8	1:04.204		14:11:42.163
(44) Richard Francis			
1	1:05.978	+1.385	14:04:00.992
2	1:04.593		14:05:05.585
3	1:05.956	+1.363	14:06:11.541
(251) Cameron Boyd			
1	1:05.934	+0.348	14:05:56.024
2	1:05.586		14:07:01.610
(13) Kevin McGrath			
1	1:23.313	+17.323	14:03:08.765
2	1:10.770	+4.780	14:04:19.535
3	1:08.157	+2.167	14:05:27.692

Lap	Lap Tm	Diff	Time of Day
4	1:06.598	+0.608	14:06:34.290
5	1:05.990		14:07:40.280
6	1:07.123	+1.133	14:08:47.403
7	1:10.479	+4.489	14:09:57.882
8	1:06.438	+0.448	14:11:04.320
9	1:06.584	+0.594	14:12:10.904
(5) Des Meehan			
1	1:09.050	+2.551	14:04:14.156
2	1:07.090	+0.591	14:05:21.246
3	1:06.668	+0.169	14:06:27.914
4	1:10.954	+4.455	14:07:38.868
5	1:06.499		14:08:45.367
6	1:11.591	+5.092	14:09:56.958
7	1:06.853	+0.354	14:11:03.811
8	1:08.764	+2.265	14:12:12.575
(8) Roger Welaratne			
1	1:20.893	+14.303	14:03:09.796
2	1:08.190	+1.600	14:04:17.986
3	1:08.494	+1.904	14:05:26.480
4	1:06.761	+0.171	14:06:33.241
5	1:07.358	+0.768	14:07:40.599
6	1:06.590		14:08:47.189
7	1:07.617	+1.027	14:09:54.806
8	1:08.127	+1.537	14:11:02.933
9	1:07.573	+0.983	14:12:10.506
(4) Dominic Ryan			
1	1:19.230	+12.021	14:03:02.526
2	1:09.905	+2.696	14:04:12.431
3	1:07.927	+0.718	14:05:20.358
4	1:07.209		14:06:27.567
5	1:07.428	+0.219	14:07:34.995
6	1:07.849	+0.640	14:08:42.844
7	1:09.037	+1.828	14:09:51.881
8	1:07.353	+0.144	14:10:59.234
9	1:07.277	+0.068	14:12:06.511
(259) Robert Knowles			
1	1:20.638	+9.626	14:03:00.090
2	1:13.329	+2.317	14:04:13.419
3	1:17.385	+6.373	14:05:30.804
4	1:12.439	+1.427	14:06:43.243
5	1:12.569	+1.557	14:07:55.812
6	1:11.599	+0.587	14:09:07.411
7	1:11.323	+0.311	14:10:18.734
8	1:11.012		14:11:29.746
(27) William Flaherty			
1	1:29.080	+10.932	14:03:16.336
2	1:21.092	+2.944	14:04:37.428
3	1:19.669	+1.521	14:05:57.097
4	1:18.148		14:07:15.245
5	1:18.948	+0.800	14:08:34.193
6	1:19.506	+1.358	14:09:53.699
7	1:22.830	+4.682	14:11:16.529

Results provisional until the conclusion of judicial and technical matters

Orbits

Chief Timekeeper: D.Bradfield

Clerk of the Course:

Live timing available at timing.rhwright.co.uk

www.mylaps.com

Licensed to: R.H.Wright Timing



500MRCI Leinster Trophy Race Meeting

NI Sevens/Strykers

Kirkistown 500 MRCI 1.512 miles

Race 1 (R1)

27/08/2022 09:00

Race (12:00 and 1 Laps)

10	14	
	19	
9	27	2
	17	18
8	8	4
	15	16
7	13	5
	13	14
6		
	11	12
5	259	22
	9	10
4	44	251
	7	8
3	15	636
	5	6
2	46	34
	3	4
1	25	146
	1	2

POLE POSITION

Results provisional until the conclusion of judicial and technical matters

Orbits

Chief Timekeeper: D.Bradfield

Clerk of the Course:

Live timing available at timing.rhwright.co.uk

www.mylaps.com

Licensed to: R.H.Wright Timing



500MRCI Leinster Trophy Race Meeting

Sorted on Laps

NI Sevens/Strykers

Kirkistown 500 MRCI 1.512 miles

Race 1 (R1)

27/08/2022 09:00

Race (12:00 and 1 Laps) started at 9:35:43

Pos	No.	Name	Make	Laps	Total Tm	Best Tm	Best Speed	In Lap	Avg. Speed
NI Sevens									
1	25	Graham Moore	1.0 GMS Honda	13	13:51.822	1:02.361	87.282	3	85.065
2	44	Richard Francis	1.0 Westfield Honda	13	14:00.282	1:03.587	85.600	5	84.209
3	34	Mark Francis	1.0 Locost Honda	13	14:02.149	1:03.452	85.782	2	84.022
4	46	Trevor Allen	1.0 MNR Vortex Honda	13	14:02.614	1:03.229	86.084	5	83.976
5	636	Kevin O'Neill	1.0 Westfield Honda	13	14:03.751	1:03.342	85.931	11	83.863
6	146	David Mutch	1.0 GMS Honda	13	14:04.601	1:03.559	85.637	2	83.778
7	15	Paul Thompson	1.0 Striker Honda	13	14:06.517	1:03.718	85.424	3	83.589
8	259	Robert Knowles	1.0 Westfield Honda	12	14:30.299	1:09.964	77.797	2	75.050
Not classified									
DNF	251	Cameron Boyd	1.0 Westfield Honda	3	3:23.817	1:04.924	83.837	2	80.116
DNS	22	Allen Millar	1.0 GMS Honda				-	0	-
Strykers									
1	2	Jonathan Taylor	1.8 RAW Stryker	13	14:45.485	1:06.061	82.394	2	79.910
2	14	David Reynolds	1.8 RAW Stryker	13	14:49.380	1:06.312	82.082	12	79.560
3	8	Roger Welaratne	1.8 RAW Stryker	13	14:49.838	1:06.299	82.098	11	79.519
4	5	Des Meehan	1.8 RAW Stryker	13	14:52.101	1:06.378	82.000	6	79.318
5	4	Dominic Ryan	1.8 RAW Stryker	12	14:03.666	1:08.206	79.803	11	77.420
6	27	William Flaherty	1.8 RAW Stryker	11	14:24.680	1:14.270	73.287	11	69.243
Not classified									
DNF	13	Kevin McGrath	1.8 RAW Stryker	2	2:32.206	1:07.740	80.352	2	71.522

Announcements

New Track Record (1:02.361) for NI Sevens by Graham Moore.

Margin of Victory	Avg. Speed	Best Lap Tm	Best Speed	Best Lap by
8.460	85.065	1:02.361	87.282	25 - Graham Moore

Results provisional until the conclusion of judicial and technical matters

Orbits

Chief Timekeeper: D.Bradfield

Clerk of the Course:

Live timing available at timing.rhwright.co.uk

www.mylaps.com

Licensed to: R.H.Wright Timing



500MRCI Leinster Trophy Race Meeting

NI Sevens/Strykers

Kirkistown 500 MRCI 1.512 miles

Race 2 (R9)

27/08/2022 13:10

Race (12:00 and 1 Laps)

10	14
	19
9	27
	17
8	8
	15
7	13
	13
6	
	11
5	259
	9
4	251
	7
3	146
	5
2	15
	3
1	25
	1

	2
	18
	4
	16
	5
	14
	12
	22
	10
	44
	8
	636
	6
	46
	4
	34
	2

POLE POSITION



Results provisional until the conclusion of judicial and technical matters

Orbits

Chief Timekeeper: D.Bradfield

Clerk of the Course:

Live timing available at timing.rhwright.co.uk

www.mylaps.com

Licensed to: R.H.Wright Timing

Printed: 26/08/2022 14:37:00



500MRCI Leinster Trophy Race Meeting

Sorted on Laps

NI Sevens/Strykers

Kirkistown 500 MRCI 1.512 miles

Race 2 (R9)

27/08/2022 13:10

Race (12:00 and 1 Laps) started at 13:20:20

Pos	No.	Name	Make	Laps	Total Tm	Best Tm	Best Speed	In Lap	Avg. Speed
NI Sevens									
1	25	Graham Moore	1.0 GMS Honda	13	14:01.114	1:02.446	87.164	4	84.126
2	34	Mark Francis	1.0 Locost Honda	13	14:01.955	1:03.410	85.839	2	84.042
3	46	Trevor Allen	1.0 MNR Vortex Honda	13	14:03.561	1:03.285	86.008	2	83.882
4	44	Richard Francis	1.0 Westfield Honda	13	14:05.523	1:03.629	85.543	3	83.687
5	15	Paul Thompson	1.0 Striker Honda	13	14:06.323	1:03.973	85.083	2	83.608
6	146	David Mutch	1.0 GMS Honda	13	14:28.823	1:03.803	85.310	2	81.443
7	259	Robert Knowles	1.0 Westfield Honda	12	14:23.137	1:09.465	78.356	7	75.673
Not classified									
DNF	636	Kevin O'Neill	1.0 Westfield Honda	4	4:41.409	1:03.900	85.180	3	77.368
DNS	251	Cameron Boyd	1.0 Westfield Honda				-	0	-
DNS	22	Allen Millar	1.0 GMS Honda				-	0	-
Strykers									
1	13	Kevin McGrath	1.8 RAW Stryker	13	14:43.431	1:05.548	83.039	8	80.096
2	2	Jonathan Taylor	1.8 RAW Stryker	13	14:44.526	1:05.631	82.934	5	79.997
3	8	Roger Welaratne	1.8 RAW Stryker	13	14:54.603	1:06.535	81.807	3	79.096
4	14	David Reynolds	1.8 RAW Stryker	13	14:59.858	1:06.937	81.316	10	78.634
5	4	Dominic Ryan	1.8 RAW Stryker	13	14:59.883	1:06.777	81.510	10	78.632
6	5	Des Meehan	1.8 RAW Stryker	13	14:59.969	1:06.801	81.481	10	78.624
Not classified									
DNF	27	William Flaherty	1.8 RAW Stryker	9	11:37.480	1:13.191	74.367	3	70.235

Margin of Victory	Avg. Speed	Best Lap Tm	Best Speed	Best Lap by
0.841	84.126	1:02.446	87.164	25 - Graham Moore

Results provisional until the conclusion of judicial and technical matters

Orbits

Chief Timekeeper: D.Bradfield

Clerk of the Course:

Live timing available at timing.rhwright.co.uk

www.mylaps.com

Licensed to: R.H.Wright Timing

Printed: 27/08/2022 13:35:37



R.H.Wright Timing

500MRCI Leinster Trophy Race Meeting

Sorted on best lap time

Roadsports/Globals

Kirkistown 500 MRCI 1.512 miles

Qualifying (Q6)

26/08/2022 15:10

Qualifying started at 15:18:41

Pos	No.	Name	Make	Best Tm	Diff	In Lap	Best Speed	2nd Best	2nd Lap
Globals									
1	8	Peter Drennan	0.6 Global GT	1:03.193		8	86.133	1:03.301	5
2	27	Jack Finlay	0.6 Global GT	1:04.198	1.005	9	84.785	1:05.676	3
3	7	Richard Finlay	0.6 Global GT	1:06.298	3.105	8	82.099	1:06.494	9
4	3	Joel Christian	0.6 Global GT	1:08.353	5.160	8	79.631	1:09.262	5
5	2	Pat Murphy	0.6 Global GT	1:08.618	5.425	9	79.324	1:08.809	3
6	101	Gary Mitchell	0.6 Global GT			0	-		0
7	70	Conor May	0.6 Global GT			0	-		0
Roadsports C									
1	93	Steven Larkham	1.4 Radical PRO6	59.063		4	92.156	59.393	9
2	20	Jim Larkham	1.4 Radical PRO6	59.917	0.854	2	90.843	1:00.599	3
3	9	John Stewart	1.4 Radical PRO6	1:00.239	1.176	10	90.357	1:00.640	9
4	31	Arnie Black	1.8 Mermik Rover	1:02.584	3.521	4	86.971	1:02.997	3
5	641	Brian Elliott	1.3 Radical Clubsport	1:04.443	5.380	1	84.463	1:05.652	2
6	10	Barney Casement	2.0 Vauxhall Tigra	1:05.203	6.140	6	83.478	1:05.746	3

Announcements

Cars 70 & 101 - No transponder times recorded (Q12.8.1)

Results provisional until the conclusion of judicial and technical matters

Orbits

Chief Timekeeper: D.Bradfield

Clerk of the Course:

Live timing available at timing.rhwright.co.uk

www.mylaps.com

Licensed to: R.H.Wright Timing

Printed: 26/08/2022 15:30:36



500MRCI Leinster Trophy Race Meeting


Roadsports/Globals

Kirkistown 500 MRCI 1.512 miles

Qualifying (Q6)

26/08/2022 15:10

Qualifying started at 15:18:41



Lap	Lap Tm	Diff	Time of Day
(93) Steven Larkham			
1	1:11.054	+11.991	15:19:59.838
2	1:01.136	+2.073	15:21:00.974
3	59.803	+0.740	15:22:00.777
4	59.063		15:22:59.840
5	1:00.795	+1.732	15:24:00.635
6	1:01.775	+2.712	15:25:02.410
7	1:02.403	+3.340	15:26:04.813
8	1:01.623	+2.560	15:27:06.436
9	59.393	+0.330	15:28:05.829
10	59.508	+0.445	15:29:05.337
(20) Jim Larkham			
1	1:09.811	+9.894	15:19:56.811
2	59.917		15:20:56.728
3	1:00.599	+0.682	15:21:57.327
4	1:01.062	+1.145	15:22:58.389
5	1:02.224	+2.307	15:24:00.613
6	1:01.641	+1.724	15:25:02.254
7	1:02.303	+2.386	15:26:04.557
8	1:02.104	+2.187	15:27:06.661
9	1:01.157	+1.240	15:28:07.818
10	1:00.870	+0.953	15:29:08.688
(9) John Stewart			
1	1:13.767	+13.528	15:20:04.809
2	1:03.759	+3.520	15:21:08.568
3	1:03.134	+2.895	15:22:11.702
4	1:02.818	+2.579	15:23:14.520
5	1:00.656	+0.417	15:24:15.176
6	1:01.101	+0.862	15:25:16.277
7	1:01.668	+1.429	15:26:17.945
8	1:00.940	+0.745	15:27:18.929
9	1:00.640	+0.401	15:28:19.569
10	1:00.239		15:29:19.808
(31) Arnie Black			
1	1:12.570	+9.986	15:20:06.167
2	1:03.772	+1.188	15:21:09.939
3	1:02.997	+0.413	15:22:12.936
4	1:02.584		15:23:15.520
5	1:05.297	+2.713	15:24:20.817
(8) Peter Drennan			
1	1:10.339	+7.146	15:20:08.297
2	1:04.895	+1.702	15:21:13.192
3	1:03.920	+0.727	15:22:17.112
4	1:03.316	+0.123	15:23:20.428
5	1:03.301	+0.108	15:24:23.729
6	1:03.317	+0.124	15:25:27.046
7	1:03.722	+0.529	15:26:30.768
8	1:03.193		15:27:33.961
9	1:03.562	+0.369	15:28:37.523
10	1:03.668	+0.475	15:29:41.191
(27) Jack Finlay			
1	1:21.628	+17.430	15:20:22.951
2	1:08.570	+4.372	15:21:31.521
3	1:05.676	+1.478	15:22:37.197
4	1:06.643	+2.445	15:23:43.840
5	1:07.029	+2.831	15:24:50.869
6	1:06.629	+2.431	15:25:57.498
7	1:05.762	+1.564	15:27:03.260
8	1:06.938	+2.740	15:28:10.198
9	1:04.198		15:29:14.396
(641) Brian Elliott			
1	1:04.443		15:21:02.182
2	1:05.652	+1.209	15:22:07.834
(10) Barney Casement			
1	1:16.054	+10.851	15:20:12.946
2	1:08.687	+3.484	15:21:21.633

Lap	Lap Tm	Diff	Time of Day
3	1:05.746	+0.543	15:22:27.379
4	1:06.315	+1.112	15:23:33.694
5	1:06.570	+1.367	15:24:40.264
6	1:05.203		15:25:45.467
(7) Richard Finlay			
1	1:19.444	+13.146	15:20:35.272
2	1:10.022	+3.724	15:21:45.294
3	1:06.633	+0.335	15:22:51.927
4	1:06.650	+0.352	15:23:58.577
5	1:08.033	+1.735	15:25:06.610
6	1:07.653	+1.355	15:26:14.263
7	1:08.674	+2.376	15:27:22.937
8	1:06.298		15:28:29.235
9	1:06.494	+0.196	15:29:35.729
(3) Joel Christian			
1	1:14.005	+5.652	15:21:25.375
2	1:10.170	+1.817	15:22:35.545
3	1:09.517	+1.164	15:23:45.062
4	1:10.839	+2.486	15:24:55.901
5	1:09.262	+0.909	15:26:05.163
6	1:09.327	+0.974	15:27:14.490
7	1:09.528	+1.175	15:28:24.018
8	1:08.353		15:29:32.371
(2) Pat Murphy			
1	1:19.484	+10.866	15:20:23.302
2	1:09.971	+1.353	15:21:33.273
3	1:08.809	+0.191	15:22:42.082
4	1:08.978	+0.360	15:23:51.060
5	1:10.555	+1.937	15:25:01.615
6	1:12.104	+3.486	15:26:13.719
7	1:09.832	+1.214	15:27:23.551
8	1:08.865	+0.247	15:28:32.416
9	1:08.618		15:29:41.034
(101) Gary Mitchell			
1	1:08.931	3945.844	15:23:55.034
(70) Conor May			
1	2:15.370	3839.405	15:26:23.649

Results provisional until the conclusion of judicial and technical matters

Orbits

Chief Timekeeper: D.Bradfield

Clerk of the Course:

Live timing available at timing.rhwright.co.uk

www.mylaps.com

Licensed to: R.H.Wright Timing



500MRCI Leinster Trophy Race Meeting

Roadsports/Globals

Kirkistown 500 MRCI 1.512 miles

Race 1 (R6)

27/08/2022 11:40

Race (12:00 and 1 Laps)

7	70
	13
6	2
	11
5	7
	9
4	8
	7
3	641
	5
2	9
	3
1	93
	1

POLE POSITION

101
12
3
10
27
8
10
6
31
4
20
2



Results provisional until the conclusion of judicial and technical matters

Orbits

Chief Timekeeper: D.Bradfield

Clerk of the Course:

Live timing available at timing.rhwright.co.uk

www.mylaps.com

Licensed to: R.H.Wright Timing

Printed: 26/08/2022 15:32:56



R.H.Wright Timing

500MRCI Leinster Trophy Race Meeting

Sorted on Laps

Roadsports/Globals

Kirkistown 500 MRCI 1.512 miles

Race 1 (R6)

27/08/2022 11:40

Race (12:00 and 1 Laps) started at 12:08:48

Pos	No.	Name	Make	Laps	Total Tm	Best Tm	Best Speed	In Lap	Avg. Speed
Globals									
1	8	Peter Drennan	0.6 Global GT	13	13:57.982	1:03.607	85.573	13	84.440
2	27	Jack Finlay	0.6 Global GT	13	13:58.448	1:02.978	86.427	12	84.393
3	7	Richard Finlay	0.6 Global GT	12	13:13.520	1:04.953	83.799	9	82.312
4	70	Conor May	0.6 Global GT	12	13:31.453	1:05.862	82.643	10	80.493
5	2	Pat Murphy	0.6 Global GT	12	13:51.218	1:08.263	79.736	5	78.579
6	3	Joel Christian	0.6 Global GT	11	13:17.562	1:08.155	79.862	2	75.070
Not classified									
DNF	101	Gary Mitchell	0.6 Global GT	1	1:12.913	1:09.600	78.204	1	74.651
Roadsports C									
1	93	Steven Larkham	1.4 Radical PRO6	13	13:01.558	58.964	92.311	13	90.536
2	20	Jim Larkham	1.4 Radical PRO6	13	13:03.224	59.426	91.593	2	90.344
3	9	John Stewart	1.4 Radical PRO6	13	13:40.738	1:00.589	89.835	2	86.214
4	31	Arnie Black	1.8 Mermik Rover	13	13:43.481	1:02.380	87.256	12	85.927
5	641	Brian Elliott	1.3 Radical Clubsport	13	13:48.804	1:02.616	86.927	7	85.375
Not classified									
DNS	10	Barney Casement	2.0 Vauxhall Tigra				-	0	-

Margin of Victory

Avg. Speed

Best Lap Tm

Best Speed

Best Lap by

1.666

90.536

58.964

92.311

93 - Steven Larkham

Results provisional until the conclusion of judicial and technical matters

Orbits

Chief Timekeeper: D.Bradfield

Clerk of the Course:

Live timing available at timing.rhwright.co.uk

www.mylaps.com

Licensed to: R.H.Wright Timing

Printed: 27/08/2022 12:26:33



500MRCI Leinster Trophy Race Meeting

Roadsports/Globals

Kirkistown 500 MRCI 1.512 miles

Race 2 (R16)


27/08/2022 16:50

Race (12:00 and 1 Laps)

7	70
	13
6	3
	11
5	7
	9
4	8
	7
3	641
	5
2	9
	3
1	93
	1

POLE POSITION

101
12
2
10
27
8
10
6
31
4
20
2



Results provisional until the conclusion of judicial and technical matters

Orbits

Chief Timekeeper: D.Bradfield

Clerk of the Course:

Live timing available at timing.rhwright.co.uk

www.mylaps.com

Licensed to: R.H.Wright Timing

Printed: 26/08/2022 15:33:55



R.H.Wright Timing

500MRCI Leinster Trophy Race Meeting

Sorted on Laps

Roadsports/Globals

Kirkistown 500 MRCI 1.512 miles

Race 2 (R16)

27/08/2022 16:50

Race (12:00 and 1 Laps) started at 16:57:11

Pos	No.	Name	Make	Laps	Total Tm	Best Tm	Best Speed	In Lap	Avg. Speed
Globals									
1	8	Peter Drennan	0.6 Global GT	13	13:54.730	1:03.529	85.678	2	84.769
2	27	Jack Finlay	0.6 Global GT	13	14:05.875	1:03.305	85.981	11	83.652
3	101	Gary Mitchell	0.6 Global GT	12	13:20.706	1:05.760	82.771	4	81.573
4	70	Conor May	0.6 Global GT	12	13:22.731	1:05.358	83.280	8	81.368
5	2	Pat Murphy	0.6 Global GT	12	13:52.292	1:07.810	80.269	12	78.478
6	3	Joel Christian	0.6 Global GT	12	13:56.484	1:06.443	81.920	6	78.084
Not classified									
DNF	7	Richard Finlay	0.6 Global GT	8	8:55.077	1:05.106	83.602	2	81.379
DNS	70	Conor May	0.6 Global GT				-	0	-
Roadsports C									
1	93	Steven Larkham	1.4 Radical PRO6	13	13:04.446	58.939	92.350	3	90.203
2	20	Jim Larkham	1.4 Radical PRO6	13	13:12.547	58.717	92.699	10	89.281
3	9	John Stewart	1.4 Radical PRO6	12	13:14.527	1:00.826	89.485	2	82.208
Not classified									
DNF	641	Brian Elliott	1.3 Radical Clubsport	2	2:08.625	1:02.086	87.669	2	84.634
DNS	31	Arnie Black	1.8 Mermik Rover				-	0	-
DNS	10	Barney Casement	2.0 Vauxhall Tigra				-	0	-

Margin of Victory	Avg. Speed	Best Lap Tm	Best Speed	Best Lap by
8.101	90.203	58.717	92.699	20 - Jim Larkham

Results provisional until the conclusion of judicial and technical matters

Orbits

Chief Timekeeper: D.Bradfield

Clerk of the Course:

Live timing available at timing.rhwright.co.uk

www.mylaps.com

Licensed to: R.H.Wright Timing

Printed: 27/08/2022 17:11:51



500MRCI Leinster Trophy Race Meeting


Roadsports/Globals

Kirkistown 500 MRCI 1.512 miles

Race 2 (R16)

27/08/2022 16:50

Race (12:00 and 1 Laps) started at 16:57:11



Lap	Lap Tm	Diff	Time of Day
(93) Steven Larkham			
1	1:03.973	+5.034	16:58:15.042
2	1:00.081	+1.142	16:59:15.123
3	58.939		17:00:14.062
4	1:01.456	+2.517	17:01:15.518
5	59.645	+0.706	17:02:15.163
6	59.697	+0.758	17:03:14.860
7	59.723	+0.784	17:04:14.583
8	1:00.040	+1.101	17:05:14.623
9	59.949	+1.010	17:06:14.572
10	59.236	+0.297	17:07:13.808
11	1:00.755	+1.816	17:08:14.563
12	59.665	+0.726	17:09:14.228
13	1:01.287	+2.348	17:10:15.515
(20) Jim Larkham			
1	1:05.661	+6.944	16:58:17.242
2	59.366	+0.649	16:59:16.608
3	1:05.973	+7.256	17:00:22.581
4	59.539	+0.822	17:01:22.120
5	59.870	+1.153	17:02:21.990
6	1:00.156	+1.439	17:03:22.146
7	59.367	+0.650	17:04:21.513
8	1:00.076	+1.359	17:05:21.589
9	1:00.620	+1.903	17:06:22.209
10	58.717		17:07:20.926
11	1:00.525	+1.808	17:08:21.451
12	1:01.267	+2.550	17:09:22.718
13	1:00.898	+2.181	17:10:23.616
(8) Peter Drennan			
1	1:06.065	+2.536	16:58:19.764
2	1:03.529		16:59:23.293
3	1:03.978	+0.449	17:00:27.271
4	1:03.879	+0.350	17:01:31.150
5	1:03.963	+0.434	17:02:35.113
6	1:03.835	+0.306	17:03:38.948
7	1:03.823	+0.294	17:04:42.771
8	1:03.899	+0.370	17:05:46.670
9	1:03.583	+0.054	17:06:50.253
10	1:03.660	+0.131	17:07:53.913
11	1:03.684	+0.155	17:08:57.597
12	1:04.085	+0.556	17:10:01.682
13	1:04.117	+0.588	17:11:05.799
(27) Jack Finlay			
1	1:08.333	+5.028	16:58:22.710
2	1:05.459	+2.154	16:59:28.169
3	1:04.380	+1.075	17:00:32.549
4	1:03.979	+0.674	17:01:36.528
5	1:03.805	+0.500	17:02:40.333
6	1:03.744	+0.439	17:03:44.077
7	1:03.640	+0.335	17:04:47.717
8	1:03.515	+0.210	17:05:51.232
9	1:03.685	+0.380	17:06:54.917
10	1:03.411	+0.106	17:07:58.328
11	1:03.305		17:09:01.633
12	1:04.871	+1.566	17:10:06.504
13	1:10.440	+7.135	17:11:16.944
(9) John Stewart			
1	1:04.018	+3.192	16:58:15.578
2	1:00.826		16:59:16.404
3	1:51.394	+50.568	17:01:07.798
4	1:04.364	+3.538	17:02:12.162
5	1:02.257	+1.431	17:03:14.419
6	1:02.366	+1.540	17:04:16.785
7	1:01.334	+0.508	17:05:18.119
8	1:01.703	+0.877	17:06:19.822
9	1:00.852	+0.026	17:07:20.674
10	1:01.560	+0.734	17:08:22.234
11	1:02.108	+1.282	17:09:24.342
12	1:01.254	+0.428	17:10:25.596

Lap	Lap Tm	Diff	Time of Day
(101) Gary Mitchell			
1	1:08.228	+2.468	16:58:22.452
2	1:06.028	+0.268	16:59:28.480
3	1:06.219	+0.459	17:00:34.699
4	1:05.760		17:01:40.459
5	1:06.118	+0.358	17:02:46.577
6	1:06.324	+0.564	17:03:52.901
7	1:06.457	+0.697	17:04:59.358
8	1:06.391	+0.631	17:06:05.749
9	1:06.813	+1.053	17:07:12.562
10	1:06.471	+0.711	17:08:19.033
11	1:06.796	+1.036	17:09:25.829
12	1:05.946	+0.186	17:10:31.775
(70) Conor May			
1	1:08.529	+3.171	16:58:22.866
2	1:06.072	+0.714	16:59:28.938
3	1:06.938	+1.580	17:00:35.876
4	1:06.903	+1.545	17:01:42.779
5	1:06.692	+1.334	17:02:49.471
6	1:06.260	+0.902	17:03:55.731
7	1:05.599	+0.241	17:05:01.330
8	1:05.358		17:06:06.688
9	1:06.461	+1.103	17:07:13.149
10	1:06.879	+1.521	17:08:20.028
11	1:07.454	+2.096	17:09:27.482
12	1:06.318	+0.960	17:10:33.800
(2) Pat Murphy			
1	1:10.127	+2.317	16:58:24.991
2	1:08.113	+0.303	16:59:33.104
3	1:08.684	+0.874	17:00:41.788
4	1:08.755	+0.945	17:01:50.543
5	1:09.432	+1.622	17:02:59.975
6	1:09.090	+1.280	17:04:09.065
7	1:09.420	+1.610	17:05:18.485
8	1:09.868	+2.058	17:06:28.353
9	1:09.253	+1.443	17:07:37.606
10	1:09.267	+1.457	17:08:46.873
11	1:08.678	+0.868	17:09:55.551
12	1:07.810		17:11:03.361
(3) Joel Christian			
1	1:09.393	+2.950	16:58:24.194
2	1:07.586	+1.143	16:59:31.780
3	1:07.137	+0.694	17:00:38.917
4	1:16.792	+10.349	17:01:55.709
5	1:07.414	+0.971	17:03:03.123
6	1:06.443		17:04:09.566
7	1:18.593	+12.150	17:05:28.159
8	1:07.238	+0.795	17:06:35.397
9	1:07.458	+1.015	17:07:42.855
10	1:06.961	+0.518	17:08:49.816
11	1:06.562	+0.119	17:09:56.378
12	1:11.175	+4.732	17:11:07.553
(7) Richard Finlay			
1	1:10.005	+4.899	16:58:24.410
2	1:05.106		16:59:29.516
3	1:06.880	+1.774	17:00:36.396
4	1:06.752	+1.646	17:01:43.148
5	1:06.398	+1.292	17:02:49.546
6	1:05.229	+0.123	17:03:54.775
7	1:05.493	+0.387	17:05:00.268
8	1:05.878	+0.772	17:06:06.146
(641) Brian Elliott			
1	1:06.018	+3.932	16:58:17.608
2	1:02.086		16:59:19.694

Results provisional until the conclusion of judicial and technical matters

Orbits

Chief Timekeeper: D.Bradfield

Clerk of the Course:

Live timing available at timing.rhwright.co.uk

www.mylaps.com

Licensed to: R.H.Wright Timing