



# R.H.Wright Timing

## Martin Donnelly Trophy Race Meeting

Sorted on best lap time

Fiesta Zetec/Mini Cooper

Kirkistown 500 MRCI 1.512 miles

Qualifying (Q1)

24/09/2022 08:45

Qualifying started at 9:05:46

Pos	No.	Name	Make	Best Tm	Diff	In Lap	Best Speed	2nd Best	2nd Lap
1	27	Hugh McEvoy	1.6 BMW Mini	<b>1:15.556</b>		7	72.040	1:15.718	6
2	76	Derek Graham	1.3 Ford Fiesta	<b>1:17.753</b>	2.197	7	70.004	1:18.366	6
3	55	Mark Stewart	1.3 Ford Fiesta	<b>1:18.307</b>	2.751	8	69.509	1:18.580	7
4	17	Noel Conachy	1.6 BMW Mini	<b>1:18.333</b>	2.777	4	69.486	1:22.392	3
5	11	Paul Stewart	1.3 Ford Fiesta	<b>1:18.429</b>	2.873	7	69.401	1:18.593	8
6	49	Michael Graham	1.3 Ford Fiesta	<b>1:18.733</b>	3.177	7	69.133	1:18.744	6
7	97	Neville Anderson	1.2 Ford Fiesta	<b>1:18.971</b>	3.415	8	68.924	1:19.315	7
8	88	Chris Doherty	1.3 Ford Fiesta	<b>1:18.988</b>	3.432	6	68.909	1:19.000	5
9	18	Conor Mulholland	1.3 Ford Fiesta	<b>1:19.285</b>	3.729	6	68.651	1:19.505	5
10	28	Stephen Walker	1.3 Ford Fiesta	<b>1:20.382</b>	4.826	7	67.714	1:20.722	6
11	188	Brian Hutton	1.3 Ford Fiesta	<b>1:21.505</b>	5.949	6	66.781	1:22.148	4
12	29	Henry White	1.3 Ford Fiesta	<b>1:21.629</b>	6.073	7	66.680	1:21.677	5
13	8	Michael Mulholland	1.3 Ford Fiesta	<b>1:23.474</b>	7.918	6	65.206	1:23.969	3
14	21	Megan Campbell	1.3 Ford Fiesta			0	-		0

Results provisional until the conclusion of judicial and technical matters

Orbits

Chief Timekeeper: D.Bradfield

Clerk of the Course:

Live timing available at [timing.rhwright.co.uk](http://timing.rhwright.co.uk)

[www.mylaps.com](http://www.mylaps.com)

Licensed to: R.H.Wright Timing

Printed: 24/09/2022 09:17:56



## Martin Donnelly Trophy Race Meeting


Fiesta Zetec/Mini Cooper

Kirkistown 500 MRCI 1.512 miles

Qualifying (Q1)

24/09/2022 08:45

Qualifying started at 9:05:46



Lap	Lap Tm	Diff	Time of Day
<b>(27) Hugh McEvoy</b>			
1	1:40.820	+25.264	9:08:00.524
2	1:30.152	+14.596	9:09:30.676
3	1:46.305	+30.749	9:11:16.981
4	1:23.468	+7.912	9:12:40.449
5	1:15.855	+0.299	9:13:56.304
6	1:15.718	+0.162	9:15:12.022
7	1:15.556		9:16:27.578

Lap	Lap Tm	Diff	Time of Day
<b>(76) Derek Graham</b>			
1	1:38.071	+20.318	9:07:49.618
2	1:20.019	+2.266	9:09:09.637
3	1:18.872	+1.119	9:10:28.509
4	1:18.731	+0.978	9:11:47.240
5	1:18.722	+0.969	9:13:05.962
6	1:18.366	+0.613	9:14:24.328
7	1:17.753		9:15:42.081
8	1:23.040	+5.287	9:17:05.121

Lap	Lap Tm	Diff	Time of Day
<b>(55) Mark Stewart</b>			
1	1:32.524	+14.217	9:07:25.590
2	1:20.949	+2.642	9:08:46.539
3	1:21.374	+3.067	9:10:07.913
4	1:19.629	+1.322	9:11:27.542
5	1:19.130	+0.823	9:12:46.672
6	1:18.696	+0.389	9:14:05.368
7	1:18.580	+0.273	9:15:23.948
8	1:18.307		9:16:42.255

Lap	Lap Tm	Diff	Time of Day
<b>(17) Noel Conachy</b>			
1	1:41.687	+23.354	9:08:06.538
2	1:28.342	+10.009	9:09:34.880
3	1:22.392	+4.059	9:10:57.272
4	1:18.333		9:12:15.605

Lap	Lap Tm	Diff	Time of Day
<b>(11) Paul Stewart</b>			
1	1:29.571	+11.142	9:07:25.980
2	1:21.086	+2.657	9:08:47.066
3	1:20.001	+1.572	9:10:07.067
4	1:21.150	+2.721	9:11:28.217
5	1:18.805	+0.376	9:12:47.022
6	1:18.780	+0.351	9:14:05.802
7	1:18.429		9:15:24.231
8	1:18.593	+0.164	9:16:42.824

Lap	Lap Tm	Diff	Time of Day
<b>(49) Michael Graham</b>			
1	1:40.758	+22.025	9:07:46.622
2	1:45.374	+26.641	9:09:31.996
3	1:20.079	+1.346	9:10:52.075
4	1:19.930	+1.197	9:12:12.005
5	1:19.100	+0.367	9:13:31.105
6	1:18.744	+0.011	9:14:49.849
7	1:18.733		9:16:08.582

Lap	Lap Tm	Diff	Time of Day
<b>(97) Neville Anderson</b>			
1	1:32.298	+13.327	9:07:36.046
2	1:22.813	+3.842	9:08:58.859
3	1:22.384	+3.413	9:10:21.243
4	1:21.296	+2.325	9:11:42.539
5	1:20.429	+1.458	9:13:02.968
6	1:20.139	+1.168	9:14:23.107
7	1:19.315	+0.344	9:15:42.422
8	1:18.971		9:17:01.393

Lap	Lap Tm	Diff	Time of Day
<b>(88) Chris Doherty</b>			
1	1:29.029	+10.041	9:07:27.128
2	1:20.720	+1.732	9:08:47.848
3	1:20.081	+1.093	9:10:07.929
4	1:20.847	+1.859	9:11:28.776
5	1:19.000	+0.012	9:12:47.776
6	1:18.988		9:14:06.764
7	1:19.172	+0.184	9:15:25.936
8	1:19.063	+0.075	9:16:44.999

Lap	Lap Tm	Diff	Time of Day
<b>(18) Conor Mulholland</b>			
1	1:35.931	+16.646	9:07:51.409
2	1:22.577	+3.292	9:09:13.986
3	1:20.714	+1.429	9:10:34.700
4	1:20.576	+1.291	9:11:55.276
5	1:19.505	+0.220	9:13:14.781
6	1:19.285		9:14:34.066
7	1:19.663	+0.378	9:15:53.729

Lap	Lap Tm	Diff	Time of Day
<b>(28) Stephen Walker</b>			
1	1:37.882	+17.500	9:07:38.142
2	1:26.213	+5.831	9:09:04.355
3	1:29.229	+8.847	9:10:33.584
4	1:25.042	+4.660	9:11:58.626
5	1:21.705	+1.323	9:13:20.331
6	1:20.722	+0.340	9:14:41.053
7	1:20.382		9:16:01.435

Lap	Lap Tm	Diff	Time of Day
<b>(188) Brian Hutton</b>			
1	1:42.716	+21.211	9:07:56.300
2	1:28.580	+7.075	9:09:24.880
3	1:25.005	+3.500	9:10:49.885
4	1:22.148	+0.643	9:12:12.033
5	1:24.308	+2.803	9:13:36.341
6	1:21.505		9:14:57.846
7	1:22.596	+1.091	9:16:20.442

Lap	Lap Tm	Diff	Time of Day
<b>(29) Henry White</b>			
1	1:37.859	+16.230	9:07:39.809
2	1:25.945	+4.316	9:09:05.754
3	1:22.798	+1.169	9:10:28.552
4	1:22.025	+0.396	9:11:50.577
5	1:21.677	+0.048	9:13:12.254
6	1:21.798	+0.169	9:14:34.052
7	1:21.629		9:15:55.681

Lap	Lap Tm	Diff	Time of Day
<b>(8) Michael Mulholland</b>			
1	1:36.006	+12.532	9:07:53.219
2	1:25.974	+2.500	9:09:19.193
3	1:23.969	+0.495	9:10:43.162
4	1:24.693	+1.219	9:12:07.855
5	1:25.006	+1.532	9:13:32.861
6	1:23.474		9:14:56.335
7	1:24.171	+0.697	9:16:20.506

Results provisional until the conclusion of judicial and technical matters

Orbits

Chief Timekeeper: D.Bradfield

Clerk of the Course:

Live timing available at [timing.rhwright.co.uk](http://timing.rhwright.co.uk)

[www.mylaps.com](http://www.mylaps.com)

Licensed to: R.H.Wright Timing



## Martin Donnelly Trophy Race Meeting

Fiesta Zetec/Mini Cooper

Kirkistown 500 MRCI 1.512 miles

Race 1 (R1)

24/09/2022 11:00

Race (12:00 and 1 Laps)

8	8	21
	15	16
7	188	29
	13	14
6	18	28
	11	12
5	97	88
	9	10
4	11	49
	7	8
3	76	55
	5	6
2		
	3	4
1	27	17
	1	2

POLE POSITION

Results provisional until the conclusion of judicial and technical matters

Orbits

Chief Timekeeper: D.Bradfield

Clerk of the Course:

Live timing available at [timing.rhwright.co.uk](http://timing.rhwright.co.uk)

[www.mylaps.com](http://www.mylaps.com)

Licensed to: R.H.Wright Timing

Printed: 24/09/2022 09:21:26



## Martin Donnelly Trophy Race Meeting

Sorted on Laps

Fiesta Zetec/Mini Cooper

Kirkistown 500 MRCI 1.512 miles

Race 1 (R1)

24/09/2022 11:00

Race (12:10 and 1 Laps) started at 10:59:24

Pos	No.	Name	Make	Laps	Total Tm	Best Tm	Best Speed	In Lap	Avg. Speed
<b>Ford Fiesta</b>									
1	49	Michael Graham	1.3 Ford Fiesta	5	7:13.684	<b>1:17.142</b>	70.558	4	62.753
2	18	Conor Mulholland	1.3 Ford Fiesta	5	7:14.517	<b>1:17.650</b>	70.097	5	62.633
3	88	Chris Doherty	1.3 Ford Fiesta	5	7:14.581	<b>1:18.277</b>	69.535	5	62.624
4	11	Paul Stewart	1.3 Ford Fiesta	5	7:14.981	<b>1:17.364</b>	70.356	2	62.566
5	28	Stephen Walker	1.3 Ford Fiesta	5	7:16.074	<b>1:18.771</b>	69.099	5	62.409
6	188	Brian Hutton	1.3 Ford Fiesta	5	7:17.817	<b>1:18.813</b>	69.062	5	62.161
7	8	Michael Mulholland	1.3 Ford Fiesta	5	7:23.326	<b>1:20.241</b>	67.833	2	61.388
8	29	Henry White	1.3 Ford Fiesta	5	7:24.696	<b>1:19.782</b>	68.224	2	61.199
<b>Not classified</b>									
DNF	76	Derek Graham	1.3 Ford Fiesta	1	1:25.777	<b>1:22.303</b>	66.134	1	63.455
DQ	97	Neville Anderson	1.2 Ford Fiesta	5	7:13.410	<b>1:18.199</b>	69.605	4	62.793
DQ	55	Mark Stewart	1.3 Ford Fiesta	5	7:13.675	<b>1:18.130</b>	69.666	5	62.755
<b>Mini Cooper</b>									
1	27	Hugh McEvoy	1.6 BMW Mini	5	7:00.403	<b>1:14.111</b>	73.444	4	64.736
2	17	Noel Conachy	1.6 BMW Mini	5	7:02.244	<b>1:14.625</b>	72.938	4	64.453

### Announcements

Race Red Flagged on lap 2 - Restarted with grid based on lap 1 (Q12.15.2)

Race Red Flagged on lap 6 - Results based on lap 5 (Q12.15.4)

Disqualification - Car No 55 excluded from the results under C1.1.9

Disqualification - Car No 97 excluded from the results under Q12.24.4

Margin of Victory	Avg. Speed	Best Lap Tm	Best Speed	Best Lap by
1.841	64.736	1:14.111	73.444	27 - Hugh McEvoy

Results provisional until the conclusion of judicial and technical matters

Orbits

Chief Timekeeper: D.Bradfield

Clerk of the Course:

Live timing available at [timing.rhwright.co.uk](http://timing.rhwright.co.uk)

[www.mylaps.com](http://www.mylaps.com)

Licensed to: R.H.Wright Timing



## Martin Donnelly Trophy Race Meeting


Fiesta Zetec/Mini Cooper

Kirkistown 500 MRCI 1.512 miles

Race 1 (R1)

24/09/2022 11:00

Race (12:10 and 1 Laps) started at 10:59:24



Lap	Lap Tm	Diff	Time of Day
<b>(27) Hugh McEvoy</b>			
1	1:20.350	+6.239	11:00:47.315
2	1:14.194	+0.083	11:02:01.509
2	2:41.212	+1:27.101	11:13:34.188
3	1:20.135	+6.024	11:14:54.323
4	1:14.111		11:16:08.434
5	1:14.769	+0.658	11:17:23.203
<b>(17) Noel Conachy</b>			
1	1:21.131	+6.506	11:00:48.209
2	1:14.751	+0.126	11:02:02.960
2	2:40.947	+1:26.322	11:13:34.306
3	1:20.874	+6.249	11:14:55.180
4	1:14.625		11:16:09.805
5	1:15.239	+0.614	11:17:25.044
<b>(49) Michael Graham</b>			
1	1:22.363	+5.221	11:00:51.037
2	1:24.823	+7.681	11:02:15.860
2	2:40.142	+1:23.000	11:13:35.513
3	1:24.621	+7.479	11:15:00.134
4	1:17.142		11:16:17.276
5	1:19.208	+2.066	11:17:36.484
<b>(18) Conor Mulholland</b>			
1	1:23.547	+5.897	11:00:53.399
2	1:18.280	+0.630	11:02:11.679
2	2:38.313	+1:20.663	11:13:36.682
3	1:24.135	+6.485	11:15:00.817
4	1:18.850	+1.200	11:16:19.667
5	1:17.650		11:17:37.317
<b>(88) Chris Doherty</b>			
1	1:23.759	+5.482	11:00:52.803
2	1:18.715	+0.438	11:02:11.518
2	2:39.098	+1:20.821	11:13:36.729
3	1:23.358	+5.081	11:15:00.087
4	1:19.017	+0.740	11:16:19.104
5	1:18.277		11:17:37.381
<b>(11) Paul Stewart</b>			
1	1:23.132	+5.768	11:00:51.945
2	1:17.364		11:02:09.309
2	2:39.967	+1:22.603	11:13:35.993
3	1:23.065	+5.701	11:14:59.058
4	1:18.121	+0.757	11:16:17.179
5	1:20.602	+3.238	11:17:37.781
<b>(28) Stephen Walker</b>			
1	1:23.939	+5.168	11:00:53.567
2	1:19.150	+0.379	11:02:12.817
2	2:38.105	+1:19.334	11:13:37.221
3	1:23.280	+4.509	11:15:00.501
4	1:19.602	+0.831	11:16:20.103
5	1:18.771		11:17:38.874
<b>(188) Brian Hutton</b>			
1	1:25.999	+7.186	11:00:56.813
2	1:19.920	+1.107	11:02:16.733
2	2:36.692	+1:17.879	11:13:38.078
3	1:24.638	+5.825	11:15:02.716
4	1:19.088	+0.275	11:16:21.804
5	1:18.813		11:17:40.617
<b>(8) Michael Mulholland</b>			
1	1:25.387	+5.146	11:00:56.118
2	1:20.241		11:02:16.359
2	2:36.980	+1:16.739	11:13:37.909
3	1:25.589	+5.348	11:15:03.498
4	1:21.344	+1.103	11:16:24.842
5	1:21.284	+1.043	11:17:46.126
<b>(29) Henry White</b>			

Lap	Lap Tm	Diff	Time of Day
1	1:24.383	+4.601	11:00:55.108
2	1:19.782		11:02:14.890
2	2:36.829	+1:17.047	11:13:37.182
3	1:25.344	+5.562	11:15:02.526
4	1:23.611	+3.829	11:16:26.137
5	1:21.359	+1.577	11:17:47.496
<b>(76) Derek Graham</b>			
1	1:22.303		11:00:50.373
<b>(97) Neville Anderson</b>			
1	1:23.482	+5.283	11:00:52.765
2	1:18.724	+0.525	11:02:11.489
2	2:40.189	+1:21.990	11:13:36.077
3	1:23.466	+5.267	11:14:59.543
4	1:18.199		11:16:17.742
5	1:18.468	+0.269	11:17:36.210
<b>(55) Mark Stewart</b>			
1	1:23.371	+5.241	11:00:51.435
2	1:32.726	+14.596	11:02:24.161
2	2:39.532	+1:21.402	11:13:35.322
3	1:23.993	+5.863	11:14:59.315
4	1:19.030	+0.900	11:16:18.345
5	1:18.130		11:17:36.475

Results provisional until the conclusion of judicial and technical matters

Orbits

Chief Timekeeper: D.Bradfield

Clerk of the Course:

Live timing available at [timing.rhwright.co.uk](http://timing.rhwright.co.uk)

[www.mylaps.com](http://www.mylaps.com)

Licensed to: R.H.Wright Timing



## Martin Donnelly Trophy Race Meeting

Fiesta Zetec/Mini Cooper

Kirkistown 500 MRCI 1.512 miles

Race 2 (R9)

24/09/2022 14:40

Race (12:00 and 1 Laps)

7	8	21
	13	14
6	188	29
	11	12
5	18	28
	9	10
4	11	76
	7	8
3	88	49
	5	6
2	3	4
1	27	17
	1	2

POLE POSITION

Results provisional until the conclusion of judicial and technical matters

Orbits

Chief Timekeeper: D.Bradfield

Clerk of the Course:

Live timing available at [timing.rhwright.co.uk](http://timing.rhwright.co.uk)

[www.mylaps.com](http://www.mylaps.com)

Licensed to: R.H.Wright Timing

Printed: 24/09/2022 12:49:09



# R.H.Wright Timing

## Martin Donnelly Trophy Race Meeting

Sorted on Laps

Fiesta Zetec/Mini Cooper

Kirkistown 500 MRCI 1.512 miles

Race 2 (R9)

24/09/2022 14:40

Race (12:00 and 1 Laps) started at 14:56:17

Pos	No.	Name	Make	Laps	Total Tm	Best Tm	Best Speed	In Lap	Avg. Speed
<b>Ford Fiesta</b>									
1	49	Michael Graham	1.3 Ford Fiesta	11	14:20.225	1:16.744	70.924	3	69.602
2	76	Derek Graham	1.3 Ford Fiesta	11	14:20.271	1:16.877	70.802	3	69.598
3	18	Conor Mulholland	1.3 Ford Fiesta	11	14:23.381	1:17.321	70.395	10	69.347
4	88	Chris Doherty	1.3 Ford Fiesta	11	14:23.805	1:17.400	70.323	6	69.313
5	28	Stephen Walker	1.3 Ford Fiesta	11	14:28.127	1:17.841	69.925	2	68.968
6	29	Henry White	1.3 Ford Fiesta	11	14:39.295	1:18.402	69.425	3	68.092
7	188	Brian Hutton	1.3 Ford Fiesta	11	14:45.398	1:18.990	68.908	9	67.623
8	8	Michael Mulholland	1.3 Ford Fiesta	11	14:59.552	1:19.997	68.040	4	66.559
<b>Not classified</b>									
DNF	11	Paul Stewart	1.3 Ford Fiesta					0	-
<b>Mini Cooper</b>									
1	27	Hugh McEvoy	1.6 BMW Mini	11	14:02.301	1:14.451	73.109	2	71.083
2	17	Noel Conachy	1.6 BMW Mini	11	14:02.735	1:15.169	72.410	9	71.046

Margin of Victory	Avg. Speed	Best Lap Tm	Best Speed	Best Lap by
0.434	71.083	1:14.451	73.109	27 - Hugh McEvoy

Results provisional until the conclusion of judicial and technical matters

Orbits

Chief Timekeeper: D.Bradfield

Clerk of the Course:

Live timing available at [timing.rhwright.co.uk](http://timing.rhwright.co.uk)

[www.mylaps.com](http://www.mylaps.com)

Licensed to: R.H.Wright Timing

Printed: 24/09/2022 15:11:48



## Martin Donnelly Trophy Race Meeting


Fiesta Zetec/Mini Cooper

Kirkistown 500 MRCI 1.512 miles

Race 2 (R9)

24/09/2022 14:40

Race (12:00 and 1 Laps) started at 14:56:17



Lap	Lap Tm	Diff	Time of Day
<b>(27) Hugh McEvoy</b>			
1	1:20.251	+5.800	14:57:39.636
2	1:14.451		14:58:54.087
3	1:14.906	+0.455	15:00:08.993
4	1:15.067	+0.616	15:01:24.060
5	1:14.604	+0.153	15:02:38.664
6	1:14.921	+0.470	15:03:53.585
7	1:14.993	+0.542	15:05:08.578
8	1:14.841	+0.390	15:06:23.419
9	1:15.207	+0.756	15:07:38.626
10	1:15.236	+0.785	15:08:53.862
11	1:25.524	+11.073	15:10:19.386

Lap	Lap Tm	Diff	Time of Day
<b>(17) Noel Conachy</b>			
1	1:20.722	+5.553	14:57:40.298
2	1:15.392	+0.223	14:58:55.690
3	1:15.540	+0.371	15:00:11.230
4	1:15.675	+0.506	15:01:26.905
5	1:15.403	+0.234	15:02:42.308
6	1:15.710	+0.541	15:03:58.018
7	1:15.703	+0.534	15:05:13.721
8	1:15.354	+0.185	15:06:29.075
9	1:15.169		15:07:44.244
10	1:15.194	+0.025	15:08:59.438
11	1:20.382	+5.213	15:10:19.820

Lap	Lap Tm	Diff	Time of Day
<b>(49) Michael Graham</b>			
1	1:21.889	+5.145	14:57:42.676
2	1:17.060	+0.316	14:58:59.736
3	1:16.744		15:00:16.480
4	1:17.702	+0.958	15:01:34.182
5	1:17.593	+0.849	15:02:51.775
6	1:17.897	+1.153	15:04:09.672
7	1:18.355	+1.611	15:05:28.027
8	1:17.130	+0.386	15:06:45.157
9	1:17.163	+0.419	15:08:02.320
10	1:17.028	+0.284	15:09:19.348
11	1:17.962	+1.218	15:10:37.310

Lap	Lap Tm	Diff	Time of Day
<b>(76) Derek Graham</b>			
1	1:21.117	+4.240	14:57:42.315
2	1:17.051	+0.174	14:58:59.366
3	1:16.877		15:00:16.243
4	1:17.181	+0.304	15:01:33.424
5	1:18.348	+1.471	15:02:51.772
6	1:18.112	+1.235	15:04:09.884
7	1:18.445	+1.568	15:05:28.329
8	1:17.327	+0.450	15:06:45.656
9	1:16.904	+0.027	15:08:02.560
10	1:16.885	+0.008	15:09:19.445
11	1:17.911	+1.034	15:10:37.356

Lap	Lap Tm	Diff	Time of Day
<b>(18) Conor Mulholland</b>			
1	1:22.378	+5.057	14:57:44.159
2	1:18.008	+0.687	14:59:02.167
3	1:17.592	+0.271	15:00:19.759
4	1:17.570	+0.249	15:01:37.329
5	1:17.744	+0.423	15:02:55.073
6	1:17.622	+0.301	15:04:12.695
7	1:17.406	+0.085	15:05:30.101
8	1:17.600	+0.279	15:06:47.701
9	1:17.654	+0.333	15:08:05.355
10	1:17.321		15:09:22.676
11	1:17.790	+0.469	15:10:40.466

Lap	Lap Tm	Diff	Time of Day
<b>(88) Chris Doherty</b>			
1	1:23.118	+5.718	14:57:43.871
2	1:17.988	+0.588	14:59:01.859
3	1:18.239	+0.839	15:00:20.098
4	1:17.680	+0.280	15:01:37.778
5	1:17.783	+0.383	15:02:55.561
6	1:17.400		15:04:12.961
7	1:17.405	+0.005	15:05:30.366

Lap	Lap Tm	Diff	Time of Day
8	1:17.755	+0.355	15:06:48.121
9	1:17.617	+0.217	15:08:05.738
10	1:17.580	+0.180	15:09:23.318
11	1:17.572	+0.172	15:10:40.890

Lap	Lap Tm	Diff	Time of Day
<b>(28) Stephen Walker</b>			
1	1:23.086	+5.245	14:57:44.993
2	1:17.841		14:59:02.834
3	1:17.923	+0.082	15:00:20.757
4	1:17.938	+0.097	15:01:38.695
5	1:18.072	+0.231	15:02:56.767
6	1:18.041	+0.200	15:04:14.808
7	1:18.046	+0.205	15:05:32.854
8	1:18.116	+0.275	15:06:50.970
9	1:18.108	+0.267	15:08:09.078
10	1:17.928	+0.087	15:09:27.006
11	1:18.206	+0.365	15:10:45.212

Lap	Lap Tm	Diff	Time of Day
<b>(29) Henry White</b>			
1	1:23.283	+4.881	14:57:45.584
2	1:19.561	+1.159	14:59:05.145
3	1:18.402		15:00:23.547
4	1:18.521	+0.119	15:01:42.068
5	1:19.142	+0.740	15:03:01.210
6	1:19.256	+0.854	15:04:20.466
7	1:19.157	+0.755	15:05:39.623
8	1:19.230	+0.828	15:06:58.853
9	1:19.203	+0.801	15:08:18.056
10	1:19.000	+0.598	15:09:37.056
11	1:19.324	+0.922	15:10:56.380

Lap	Lap Tm	Diff	Time of Day
<b>(188) Brian Hutton</b>			
1	1:25.006	+6.016	14:57:47.776
2	1:19.750	+0.760	14:59:07.526
3	1:19.526	+0.536	15:00:27.052
4	1:19.219	+0.229	15:01:46.271
5	1:19.747	+0.757	15:03:06.018
6	1:19.583	+0.593	15:04:25.601
7	1:19.381	+0.391	15:05:44.982
8	1:19.170	+0.180	15:07:04.152
9	1:18.990		15:08:23.142
10	1:19.578	+0.588	15:09:42.720
11	1:19.763	+0.773	15:11:02.483

Lap	Lap Tm	Diff	Time of Day
<b>(8) Michael Mulholland</b>			
1	1:26.162	+6.165	14:57:49.063
2	1:20.097	+0.100	14:59:09.160
3	1:20.166	+0.169	15:00:29.326
4	1:19.997		15:01:49.323
5	1:20.620	+0.623	15:03:09.943
6	1:20.568	+0.571	15:04:30.511
7	1:20.774	+0.777	15:05:51.285
8	1:21.206	+1.209	15:07:12.491
9	1:21.635	+1.638	15:08:34.126
10	1:21.128	+1.131	15:09:55.254
11	1:21.383	+1.386	15:11:16.637

Results provisional until the conclusion of judicial and technical matters

Orbits

Chief Timekeeper: D.Bradfield

Clerk of the Course:

Live timing available at [timing.rhwright.co.uk](http://timing.rhwright.co.uk)

[www.mylaps.com](http://www.mylaps.com)

Licensed to: R.H.Wright Timing





## Martin Donnelly Trophy Race Meeting

Sorted on best lap time

Formula Ford 1600

Kirkistown 500 MRCI 1.512 miles

Qualifying (Q3)

24/09/2022 09:25

Qualifying started at 9:33:04

Pos	No.	Name	Make	Best Tm	Diff	In Lap	Best Speed	2nd Best	2nd Lap
1	55	Noel Robinson	Van Diemen JL012	<b>1:01.688</b>		9	88.235	1:02.161	7
2	111	David Parks	Ray GR07	<b>1:02.112</b>	0.424	9	87.632	1:02.181	6
3	57	Ian Campbell	Ray GR08	<b>1:02.258</b>	0.570	7	87.427	1:02.627	4
4	18	Alan Davidson	Mondiale M89S	<b>1:02.276</b>	0.588	9	87.402	1:02.410	8
5	93	Drew Stewart	Van Diemen RF00	<b>1:02.563</b>	0.875	7	87.001	1:02.684	8
6	28	David McCullough	Van Diemen RF01	<b>1:02.591</b>	0.903	10	86.962	1:02.666	7
7	39	Rob Parks	Ray GR14	<b>1:02.597</b>	0.909	9	86.953	1:02.606	10
8	27	Ivor McCullough	Van Diemen RF01	<b>1:02.721</b>	1.033	7	86.781	1:02.735	8
9	66	Trevor Delaney	Van Diemen RF02	<b>1:02.892</b>	1.204	9	86.546	1:02.975	8
10	52	Chris Paul	Van Diemen RF97	<b>1:02.983</b>	1.295	8	86.420	1:03.088	7
11	89	Barry Rabbit	Mondiale M89S	<b>1:03.154</b>	1.466	8	86.186	1:03.820	6
12	8	Philip Harris	Mondiale M89S	<b>1:03.426</b>	1.738	6	85.817	1:03.500	7
13	33	Robert Johnston	Ray GR22	<b>1:04.078</b>	2.390	7	84.944	1:04.136	4
14	46	Mark McKenna	Crossle 35F	<b>1:04.453</b>	2.765	9	84.449	1:04.499	8
15	90	Henry Campbell	Reynard FF89	<b>1:04.795</b>	3.107	9	84.004	1:05.350	8
16	23	David Nicholl	Reynard FF89	<b>1:05.596</b>	3.908	7	82.978	1:05.726	8

Results provisional until the conclusion of judicial and technical matters

Orbits

Chief Timekeeper: D.Bradfield

Clerk of the Course:

Live timing available at [timing.rhwright.co.uk](http://timing.rhwright.co.uk)

[www.mylaps.com](http://www.mylaps.com)

Licensed to: R.H.Wright Timing



## Martin Donnelly Trophy Race Meeting

Formula Ford 1600

Kirkstown 500 MRCI 1.512 miles

Qualifying (Q3)

24/09/2022 09:25

Qualifying started at 9:33:04

Lap	Lap Tm	Diff	Time of Day
<b>(55) Noel Robinson</b>			
1	1:15.165	+13.477	9:34:26.599
2	1:05.525	+3.837	9:35:32.124
3	1:03.231	+1.543	9:36:35.355
4	1:02.590	+0.902	9:37:37.945
5	1:02.388	+0.700	9:38:40.333
6	1:02.191	+0.503	9:39:42.524
7	1:02.161	+0.473	9:40:44.685
8	1:05.216	+3.528	9:41:49.901
9	1:01.688		9:42:51.589
10	1:03.354	+1.666	9:43:54.943
<b>(111) David Parks</b>			
1	1:04.019	+1.907	9:35:22.765
2	1:03.536	+1.424	9:36:26.301
3	1:06.965	+4.853	9:37:33.266
4	1:08.383	+6.271	9:38:41.649
5	1:02.392	+0.280	9:39:44.041
6	1:02.181	+0.069	9:40:46.222
7	1:02.446	+0.334	9:41:48.668
8	1:02.463	+0.351	9:42:51.131
9	1:02.112		9:43:53.243
<b>(57) Ian Campbell</b>			
1	1:05.582	+3.324	9:35:54.120
2	1:03.478	+1.220	9:36:57.598
3	1:10.249	+7.991	9:38:07.847
4	1:02.627	+0.369	9:39:10.474
5	1:02.636	+0.378	9:40:13.110
6	1:02.829	+0.571	9:41:15.939
7	1:02.258		9:42:18.197
8	1:03.280	+1.022	9:43:21.477
<b>(18) Alan Davidson</b>			
1	1:11.700	+9.424	9:34:42.826
2	1:03.738	+1.462	9:35:46.564
3	1:03.458	+1.182	9:36:50.022
4	1:03.063	+0.787	9:37:53.085
5	1:08.146	+5.870	9:39:01.231
6	1:02.966	+0.690	9:40:04.197
7	1:03.047	+0.771	9:41:07.244
8	1:02.410	+0.134	9:42:09.654
9	1:02.276		9:43:11.930
<b>(93) Drew Stewart</b>			
1	1:17.588	+15.025	9:34:36.475
2	1:05.347	+2.784	9:35:41.822
3	1:04.250	+1.687	9:36:46.072
4	1:03.199	+0.636	9:37:49.271
5	1:03.116	+0.553	9:38:52.387
6	1:02.967	+0.404	9:39:55.354
7	1:02.563		9:40:57.917
8	1:02.684	+0.121	9:42:00.601
9	1:06.933	+4.370	9:43:07.534
10	1:17.825	+15.262	9:44:25.359
<b>(28) David McCullough</b>			
1	1:12.984	+10.393	9:34:33.395
2	1:05.136	+2.545	9:35:38.531
3	1:03.818	+1.227	9:36:42.349
4	1:02.938	+0.347	9:37:45.287
5	1:03.148	+0.557	9:38:48.435
6	1:02.875	+0.284	9:39:51.310
7	1:02.666	+0.075	9:40:53.976
8	1:02.706	+0.115	9:41:56.682
9	1:03.110	+0.519	9:42:59.792
10	1:02.591		9:44:02.383
<b>(39) Rob Parks</b>			
1	1:17.558	+14.961	9:34:27.958
2	1:06.778	+4.181	9:35:34.736
3	1:04.940	+2.343	9:36:39.676
4	1:03.465	+0.868	9:37:43.141

Lap	Lap Tm	Diff	Time of Day
5	1:03.571	+0.974	9:38:46.712
6	1:02.945	+0.348	9:39:49.657
7	1:05.503	+2.906	9:40:55.160
8	1:02.917	+0.320	9:41:58.077
9	1:02.597		9:43:00.674
10	1:02.606	+0.009	9:44:03.280
<b>(27) Ivor McCullough</b>			
1	2:26.122	+1:23.401	9:35:53.314
2	1:18.073	+15.352	9:37:11.387
3	1:04.320	+1.599	9:38:15.707
4	1:03.301	+0.580	9:39:19.008
5	1:03.135	+0.414	9:40:22.143
6	1:02.864	+0.143	9:41:25.007
7	1:02.721		9:42:27.728
8	1:02.735	+0.014	9:43:30.463
<b>(66) Trevor Delaney</b>			
1	1:21.420	+18.528	9:34:30.635
2	1:09.565	+6.673	9:35:40.200
3	1:06.057	+3.165	9:36:46.257
4	1:04.260	+1.368	9:37:50.517
5	1:04.237	+1.345	9:38:54.754
6	1:04.106	+1.214	9:39:58.860
7	1:03.383	+0.491	9:41:02.243
8	1:02.975	+0.083	9:42:05.218
9	1:02.892		9:43:08.110
10	1:06.946	+4.054	9:44:15.056
<b>(52) Chris Paul</b>			
1	1:07.465	+4.482	9:35:45.210
2	1:04.935	+1.952	9:36:50.145
3	1:03.773	+0.790	9:37:53.918
4	1:04.046	+1.063	9:38:57.964
5	1:03.413	+0.430	9:40:01.377
6	1:04.069	+1.086	9:41:05.446
7	1:03.088	+0.105	9:42:08.534
8	1:02.983		9:43:11.517
<b>(89) Barry Rabbit</b>			
1	1:17.784	+14.630	9:34:32.005
2	1:11.469	+8.315	9:35:43.474
3	1:04.581	+1.427	9:36:48.055
4	1:03.865	+0.711	9:37:51.920
5	1:05.609	+2.455	9:38:57.529
6	1:03.820	+0.666	9:40:01.349
7	1:04.182	+1.028	9:41:05.531
8	1:03.154		9:42:08.685
9	1:03.934	+0.780	9:43:12.619
<b>(8) Philip Harris</b>			
1	1:16.254	+12.828	9:34:32.016
2	1:05.177	+1.751	9:35:37.193
3	1:04.986	+1.560	9:36:42.179
4	1:03.853	+0.427	9:37:46.032
5	1:04.031	+0.605	9:38:50.063
6	1:03.426		9:39:53.489
7	1:03.500	+0.074	9:40:56.989
8	1:03.650	+0.224	9:42:00.639
9	1:03.583	+0.157	9:43:04.222
10	1:12.560	+9.134	9:44:16.782
<b>(33) Robert Johnston</b>			
1	1:16.474	+12.396	9:34:29.532
2	1:06.124	+2.046	9:35:35.656
3	1:05.011	+0.933	9:36:40.667
4	1:04.136	+0.058	9:37:44.803
5	1:04.534	+0.456	9:38:49.337
6	1:04.331	+0.253	9:39:53.668
7	1:04.078		9:40:57.746
8	1:04.379	+0.301	9:42:02.125
9	1:04.862	+0.784	9:43:06.987
10	1:08.075	+3.997	9:44:15.062

Lap	Lap Tm	Diff	Time of Day
<b>(46) Mark McKenna</b>			
1	1:25.969	+21.516	9:34:58.651
2	1:09.589	+5.136	9:36:08.240
3	1:07.600	+3.147	9:37:15.840
4	1:09.589	+5.136	9:38:25.429
5	1:05.384	+0.931	9:39:30.813
6	1:04.524	+0.071	9:40:35.337
7	1:04.715	+0.262	9:41:40.052
8	1:04.499	+0.046	9:42:44.551
9	1:04.453		9:43:49.004
<b>(90) Henry Campbell</b>			
1	1:18.035	+13.240	9:34:26.372
2	1:08.157	+3.362	9:35:34.529
3	1:08.568	+3.773	9:36:43.097
4	1:05.835	+1.040	9:37:48.932
5	1:05.750	+0.955	9:38:54.682
6	1:05.711	+0.916	9:40:00.393
7	1:06.085	+1.290	9:41:06.478
8	1:05.350	+0.555	9:42:11.828
9	1:04.795		9:43:16.623
<b>(23) David Nichol</b>			
1	1:20.057	+14.461	9:34:26.576
2	1:09.127	+3.531	9:35:35.703
3	1:08.712	+3.116	9:36:44.415
4	1:06.106	+0.510	9:37:50.521
5	1:07.266	+1.670	9:38:57.787
6	1:07.194	+1.598	9:40:04.981
7	1:05.596		9:41:10.577
8	1:05.726	+0.130	9:42:16.303
9	1:06.013	+0.417	9:43:22.316

Results provisional until the conclusion of judicial and technical matters

Orbits

Chief Timekeeper: D.Bradfield

Clerk of the Course:

Live timing available at [timing.rhwright.co.uk](http://timing.rhwright.co.uk)

[www.mylaps.com](http://www.mylaps.com)

Licensed to: R.H.Wright Timing



## Martin Donnelly Trophy Race Meeting

Formula Ford 1600

Kirkistown 500 MRCI 1.512 miles

Race 1 (R3)

24/09/2022 12:00

Race (12:00 and 1 Laps)

8	90 15	23 16
7	33 13	46 14
6	89 11	8 12
5	66 9	52 10
4	39 7	27 8
3	93 5	28 6
2	57 3	18 4
1	55 1	111 2

POLE POSITION

Results provisional until the conclusion of judicial and technical matters

Orbits

Chief Timekeeper: D.Bradfield

Clerk of the Course:

Live timing available at [timing.rhwright.co.uk](http://timing.rhwright.co.uk)

[www.mylaps.com](http://www.mylaps.com)

Licensed to: R.H.Wright Timing

Printed: 24/09/2022 09:47:32



## Martin Donnelly Trophy Race Meeting

Sorted on Laps

Formula Ford 1600

Kirkistown 500 MRCI 1.512 miles

Race 1 (R3)

24/09/2022 12:00

Race (12:05 and 1 Laps) started at 12:01:37

Pos	No.	Name	Make	Laps	Total Tm	Best Tm	Best Speed	In Lap	Avg. Speed
1	27	Ivor McCullough	Van Diemen RF01	12	13:59.875	1:01.822	88.043	10	77.769
2	28	David McCullough	Van Diemen RF01	12	14:00.351	1:01.800	88.075	11	77.725
3	111	David Parks	Ray GR07	12	14:01.035	1:01.606	88.352	9	77.662
4	55	Noel Robinson	Van Diemen JL012	12	14:01.286	1:01.724	88.183	9	77.639
5	57	Ian Campbell	Ray GR08	12	14:06.230	1:01.884	87.955	7	77.185
6	52	Chris Paul	Van Diemen RF97	12	14:06.780	1:02.163	87.560	7	77.135
7	93	Drew Stewart	Van Diemen RF00	12	14:07.160	1:01.832	88.029	8	77.100
8	89	Barry Rabbit	Mondiale M89S	12	14:11.245	1:02.833	86.627	8	76.730
9	33	Robert Johnston	Ray GR22	12	14:16.044	1:02.777	86.704	7	76.300
10	90	Henry Campbell	Reynard FF89	12	14:18.518	1:03.674	85.483	9	76.080
11	46	Mark McKenna	Crossle 35F	12	14:18.697	1:03.262	86.039	5	76.064
12	23	David Nicholl	Reynard FF89	12	14:28.924	1:04.270	84.690	9	75.169
13	66	Trevor Delaney	Van Diemen RF02	9	14:13.330	1:02.832	86.628	4	57.407
<b>Not classified</b>									
DNF	18	Alan Davidson	Mondiale M89S	8	9:53.368	1:02.020	87.762	7	73.385
DNF	39	Rob Parks	Ray GR14		3.679		-	0	-
DNF	8	Philip Harris	Mondiale M89S		4.872		-	0	-

### Announcements

Race Red Flagged on lap 3 - Restarted with grid based on lap 2 (Q12.15.2)

Margin of Victory	Avg. Speed	Best Lap Tm	Best Speed	Best Lap by
0.476	77.769	1:01.606	88.352	111 - David Parks

Results provisional until the conclusion of judicial and technical matters

Orbits

Chief Timekeeper: D.Bradfield

Clerk of the Course:

Live timing available at [timing.rhwright.co.uk](http://timing.rhwright.co.uk)

[www.mylaps.com](http://www.mylaps.com)

Licensed to: R.H.Wright Timing



## Martin Donnelly Trophy Race Meeting

Formula Ford 1600

Kirkistown 500 MRCI 1.512 miles

Race 1 (R3)

24/09/2022 12:00

Race (12:05 and 1 Laps) started at 12:01:37

Lap	Lap Tm	Diff	Time of Day
<b>(27) Ivor McCullough</b>			
1	1:06.439	+4.617	12:02:47.935
2	1:11.047	+9.225	12:03:58.982
3	1:58.877	+57.055	12:05:57.859
3	2:46.863	+1:45.041	12:16:22.329
4	1:06.176	+4.354	12:17:28.505
5	1:02.299	+0.477	12:18:30.804
6	1:02.168	+0.346	12:19:32.972
7	1:02.320	+0.498	12:20:35.292
8	1:02.075	+0.253	12:21:37.367
9	1:01.919	+0.097	12:22:39.286
10	1:01.822		12:23:41.108
11	1:01.946	+0.124	12:24:43.054
12	1:02.102	+0.280	12:25:45.156

Lap	Lap Tm	Diff	Time of Day
<b>(28) David McCullough</b>			
1	1:06.438	+4.638	12:02:47.348
2	1:10.938	+9.138	12:03:58.286
3	1:58.930	+57.130	12:05:57.216
3	2:48.371	+1:46.571	12:16:22.352
4	1:06.702	+4.902	12:17:29.054
5	1:02.444	+0.644	12:18:31.498
6	1:01.921	+0.121	12:19:33.419
7	1:02.030	+0.230	12:20:35.449
8	1:02.051	+0.251	12:21:37.500
9	1:01.897	+0.097	12:22:39.397
10	1:01.970	+0.170	12:23:41.367
11	1:01.800		12:24:43.167
12	1:02.465	+0.665	12:25:45.632

Lap	Lap Tm	Diff	Time of Day
<b>(111) David Parks</b>			
1	1:07.054	+5.448	12:02:46.760
2	1:06.810	+5.204	12:03:53.570
3	2:00.501	+58.895	12:05:54.071
3	2:49.243	+1:47.637	12:16:21.498
4	1:07.721	+6.115	12:17:29.219
5	1:02.370	+0.764	12:18:31.589
6	1:02.036	+0.430	12:19:33.625
7	1:02.054	+0.448	12:20:35.679
8	1:02.358	+0.752	12:21:38.037
9	1:01.606		12:22:39.643
10	1:02.243	+0.637	12:23:41.886
11	1:01.790	+0.184	12:24:43.676
12	1:02.640	+1.034	12:25:46.316

Lap	Lap Tm	Diff	Time of Day
<b>(55) Noel Robinson</b>			
1	1:07.434	+5.710	12:02:47.235
2	1:08.379	+6.655	12:03:55.614
3	2:00.428	+58.704	12:05:56.042
3	2:48.805	+1:47.081	12:16:21.925
4	1:06.883	+5.159	12:17:28.808
5	1:02.234	+0.510	12:18:31.042
6	1:02.179	+0.455	12:19:33.221
7	1:02.886	+1.162	12:20:36.107
8	1:02.130	+0.406	12:21:38.237
9	1:01.724		12:22:39.961
10	1:02.066	+0.342	12:23:42.027
11	1:02.026	+0.302	12:24:44.053
12	1:02.514	+0.790	12:25:46.567

Lap	Lap Tm	Diff	Time of Day
<b>(57) Ian Campbell</b>			
1	1:10.183	+8.299	12:02:54.298
2	1:12.909	+11.025	12:04:07.207
3	1:57.413	+55.529	12:06:04.620
3	2:45.856	+1:43.972	12:16:24.244
4	1:07.020	+5.136	12:17:31.264
5	1:02.421	+0.537	12:18:33.685
6	1:03.183	+1.299	12:19:36.868
7	1:01.884		12:20:38.752
8	1:01.908	+0.024	12:21:40.660
9	1:02.255	+0.371	12:22:42.915
10	1:02.877	+0.993	12:23:45.792
11	1:03.480	+1.596	12:24:49.272

Lap	Lap Tm	Diff	Time of Day
<b>(52) Chris Paul</b>			
12	1:02.239	+0.355	12:25:51.511
1	1:07.631	+5.468	12:02:49.630
2	1:12.838	+10.675	12:04:02.468
3	1:58.189	+56.026	12:06:00.657
3	2:46.564	+1:44.401	12:16:23.271
4	1:07.642	+5.479	12:17:30.913
5	1:02.602	+0.439	12:18:33.515
6	1:02.204	+0.041	12:19:35.719
7	1:02.163		12:20:37.882
8	1:02.302	+0.139	12:21:40.184
9	1:02.467	+0.304	12:22:42.651
10	1:03.139	+0.976	12:23:45.790
11	1:03.401	+1.238	12:24:49.191
12	1:02.870	+0.707	12:25:52.061

Lap	Lap Tm	Diff	Time of Day
<b>(93) Drew Stewart</b>			
1	1:07.242	+5.410	12:02:48.349
2	1:12.766	+10.934	12:04:01.115
3	1:58.510	+56.678	12:05:59.625
3	2:47.727	+1:45.895	12:16:23.102
4	1:08.060	+6.228	12:17:31.162
5	1:02.437	+0.605	12:18:33.599
6	1:04.065	+2.233	12:19:37.664
7	1:01.967	+0.135	12:20:39.631
8	1:01.832		12:21:41.463
9	1:01.903	+0.071	12:22:43.366
10	1:02.657	+0.825	12:23:46.023
11	1:03.451	+1.619	12:24:49.474
12	1:02.967	+1.135	12:25:52.441

Lap	Lap Tm	Diff	Time of Day
<b>(89) Barry Rabbit</b>			
1	1:06.338	+3.505	12:02:48.719
2	1:13.032	+10.199	12:04:01.751
3	1:58.422	+55.589	12:06:00.173
3	2:46.819	+1:43.986	12:16:23.417
4	1:06.915	+4.082	12:17:30.332
5	1:04.007	+1.174	12:18:34.339
6	1:04.015	+1.182	12:19:38.354
7	1:03.059	+0.226	12:20:41.413
8	1:02.833		12:21:44.246
9	1:03.266	+0.433	12:22:47.512
10	1:02.943	+0.110	12:23:50.455
11	1:03.158	+0.325	12:24:53.613
12	1:02.913	+0.080	12:25:56.526

Lap	Lap Tm	Diff	Time of Day
<b>(33) Robert Johnson</b>			
1	1:16.598	+13.821	12:02:59.241
2	1:08.775	+5.998	12:04:08.016
3	1:57.395	+54.618	12:06:05.411
3	2:45.723	+1:42.946	12:16:24.723
4	1:08.825	+6.048	12:17:33.548
5	1:03.301	+0.524	12:18:36.849
6	1:03.299	+0.522	12:19:40.148
7	1:02.777		12:20:42.925
8	1:03.085	+0.308	12:21:46.010
9	1:03.568	+0.791	12:22:49.578
10	1:03.637	+0.860	12:23:53.215
11	1:04.235	+1.458	12:24:57.450
12	1:03.875	+1.098	12:26:01.325

Lap	Lap Tm	Diff	Time of Day
<b>(90) Henry Campbell</b>			
1	1:10.067	+6.393	12:02:53.433
2	1:11.972	+8.298	12:04:05.405
3	1:57.877	+54.203	12:06:03.282
3	2:46.335	+1:42.661	12:16:23.954
4	1:08.458	+4.784	12:17:32.412
5	1:04.399	+0.725	12:18:36.811
6	1:04.076	+0.402	12:19:40.887
7	1:03.904	+0.230	12:20:44.791
8	1:03.842	+0.168	12:21:48.633
9	1:03.674		12:22:52.307
10	1:03.758	+0.084	12:23:56.065

Lap	Lap Tm	Diff	Time of Day
<b>(46) Mark McKenna</b>			
11	1:03.941	+0.267	12:25:00.006
12	1:03.793	+0.119	12:26:03.799

Lap	Lap Tm	Diff	Time of Day
<b>(46) Mark McKenna</b>			
1	1:10.039	+6.777	12:02:52.892
2	1:11.598	+8.336	12:04:04.490
3	1:57.234	+53.972	12:06:01.724
3	2:46.265	+1:43.003	12:16:23.914
4	1:09.898	+6.636	12:17:33.812
5	1:03.262		12:18:37.074
6	1:04.114	+0.852	12:19:41.188
7	1:03.842	+0.580	12:20:45.030
8	1:03.796	+0.534	12:21:48.826
9	1:03.641	+0.379	12:22:52.467
10	1:03.704	+0.442	12:23:56.171
11	1:04.072	+0.810	12:25:00.243
12	1:03.735	+0.473	12:26:03.978

Lap	Lap Tm	Diff	Time of Day
<b>(23) David Nichol</b>			
1	1:10.743	+6.473	12:02:54.011
2	1:12.104	+7.834	12:04:06.115
3	1:58.085	+53.815	12:06:04.200
3	2:45.977	+1:41.707	12:16:24.516
4	1:09.297	+5.027	12:17:33.813
5	1:04.441	+0.171	12:18:38.254
6	1:04.441	+0.171	12:19:42.695
7	1:05.779	+1.509	12:20:48.474
8	1:04.325	+0.055	12:21:52.799
9	1:04.270		12:22:57.069
10	1:05.900	+1.630	12:24:02.969
11	1:04.970	+0.700	12:25:07.939
12	1:06.266	+1.996	12:26:14.205

Lap	Lap Tm	Diff	Time of Day
<b>(66) Trevor Delaney</b>			
1	1:07.334	+4.502	12:02:32.637
2	1:03.866	+1.034	12:18:36.503
3	1:03.252	+0.420	12:19:39.755
4	1:02.832		12:20:42.587
5	1:03.053	+0.221	12:21:45.640
6	1:03.017	+0.185	12:22:48.657
7	1:03.022	+0.190	12:23:51.679
8	1:03.004	+0.172	12:24:54.683
9	1:03.928	+1.096	12:25:58.611

Lap	Lap Tm	Diff	Time of Day
<b>(18) Alan Davidson</b>			
1	1:07.402	+5.382	12:02:47.854
2	1:11.896	+9.876	12:03:59.750
3	1:58.592	+56.572	12:05:58.342
3	2:48.388	+1:46.368	12:16:22.826
4	1:06.995	+4.975	12:17:29.821
5	1:02.150	+0.130	12:18:31.971
6	1:02.340	+0.320	12:19:34.311
7	1:02.020		12:20:36.331
8	1:02.318	+0.298	12:21:38.649

Results provisional until the conclusion of judicial and technical matters

Orbits

Chief Timekeeper: D.Bradfield

Clerk of the Course:

Live timing available at [timing.rhwright.co.uk](http://timing.rhwright.co.uk)

[www.mylaps.com](http://www.mylaps.com)

Licensed to: R.H.Wright Timing



## Martin Donnelly Trophy Race Meeting

Formula Ford 1600

Kirkistown 500 MRCI 1.512 miles

Race 2 (R12) Martin Donnelly Trophy

24/09/2022 16:10

Race (15:00 and 1 Laps)

8	90	23
	15	16
7	33	46
	13	14
6	8	89
	11	12
5	66	52
	9	10
4	93	27
	7	8
3	57	28
	5	6
2	18	39
	3	4
1	55	111
	1	2

POLE POSITION

Results provisional until the conclusion of judicial and technical matters

Orbits

Chief Timekeeper: D.Bradfield

Clerk of the Course:

Live timing available at [timing.rhwright.co.uk](http://timing.rhwright.co.uk)

[www.mylaps.com](http://www.mylaps.com)

Licensed to: R.H.Wright Timing

Printed: 24/09/2022 09:48:18



# R.H.Wright Timing

## Martin Donnelly Trophy Race Meeting

Sorted on Laps

Formula Ford 1600

Kirkistown 500 MRCI 1.512 miles

Race 2 (R12) Martin Donnelly Trophy

24/09/2022 16:10

Race (15:00 and 1 Laps) started at 16:12:31

Pos	No.	Name	Make	Laps	Total Tm	Best Tm	Best Speed	In Lap	Avg. Speed
1	28	David McCullough	Van Diemen RF01	16	16:33.709	1:01.297	88.797	13	87.640
2	27	Ivor McCullough	Van Diemen RF01	16	16:34.967	1:01.207	88.928	11	87.529
3	55	Noel Robinson	Van Diemen JL012	16	16:36.610	1:01.295	88.800	9	87.385
4	111	David Parks	Ray GR07	16	16:37.532	1:01.322	88.761	10	87.304
5	39	Rob Parks	Ray GR14	16	16:50.698	1:02.013	87.772	10	86.167
6	57	Ian Campbell	Ray GR08	16	16:50.806	1:01.767	88.122	10	86.157
7	93	Drew Stewart	Van Diemen RF00	16	16:50.952	1:01.978	87.822	10	86.145
8	18	Alan Davidson	Mondiale M89S	16	16:51.267	1:02.339	87.313	9	86.118
9	66	Trevor Delaney	Van Diemen RF02	16	16:52.516	1:02.227	87.470	9	86.012
10	8	Philip Harris	Mondiale M89S	16	17:07.311	1:02.974	86.433	7	84.773
11	33	Robert Johnston	Ray GR22	16	17:08.975	1:02.942	86.477	7	84.636
12	46	Mark McKenna	Crossle 35F	16	17:12.423	1:03.322	85.958	15	84.353
13	90	Henry Campbell	Reynard FF89	16	17:12.901	1:03.323	85.956	15	84.314
14	23	David Nicholl	Reynard FF89	16	17:25.447	1:03.884	85.202	7	83.302
<b>Not classified</b>									
DNF	52	Chris Paul	Van Diemen RF97	10	10:42.094	1:02.257	87.428	8	84.770
DNF	89	Barry Rabbit	Mondiale M89S	2	2:18.085	1:04.999	83.740	2	78.836

Margin of Victory	Avg. Speed	Best Lap Tm	Best Speed	Best Lap by
1.258	87.640	1:01.207	88.928	27 - Ivor McCullough

Results provisional until the conclusion of judicial and technical matters

Orbits

Chief Timekeeper: D.Bradfield

Clerk of the Course:

Live timing available at [timing.rhwright.co.uk](http://timing.rhwright.co.uk)

[www.mylaps.com](http://www.mylaps.com)

Licensed to: R.H.Wright Timing

Printed: 24/09/2022 16:30:22



## Martin Donnelly Trophy Race Meeting

Formula Ford 1600

Kirkistown 500 MRCI 1.512 miles

Race 2 (R12) Martin Donnelly Trophy

24/09/2022 16:10

Race (15:00 and 1 Laps) started at 16:12:31

Lap	Lap Tm	Diff	Time of Day
(28) David McCullough			
1	1:06.551	+5.254	16:13:40.885
2	1:02.320	+1.023	16:14:43.205
3	1:01.724	+0.427	16:15:44.929
4	1:01.559	+0.262	16:16:46.488
5	1:01.413	+0.116	16:17:47.901
6	1:01.750	+0.453	16:18:49.651
7	1:01.591	+0.294	16:19:51.242
8	1:01.585	+0.288	16:20:52.827
9	1:01.374	+0.077	16:21:54.201
10	1:01.578	+0.281	16:22:55.779
11	1:01.471	+0.174	16:23:57.250
12	1:01.416	+0.119	16:24:58.666
13	1:01.297		16:25:59.963
14	1:01.534	+0.237	16:27:01.497
15	1:01.642	+0.345	16:28:03.139
16	1:01.847	+0.550	16:29:04.986

Lap	Lap Tm	Diff	Time of Day
(27) Ivor McCullough			
1	1:06.734	+5.527	16:13:41.544
2	1:02.150	+0.943	16:14:43.694
3	1:02.183	+0.976	16:15:45.877
4	1:01.407	+0.200	16:16:47.284
5	1:01.502	+0.295	16:17:48.786
6	1:01.749	+0.542	16:18:50.535
7	1:01.657	+0.450	16:19:52.192
8	1:01.473	+0.266	16:20:53.665
9	1:01.456	+0.249	16:21:55.121
10	1:01.352	+0.145	16:22:56.473
11	1:01.207		16:23:57.680
12	1:01.471	+0.264	16:24:59.151
13	1:01.293	+0.086	16:26:00.444
14	1:01.488	+0.281	16:27:01.932
15	1:02.588	+1.381	16:28:04.520
16	1:01.724	+0.517	16:29:06.244

Lap	Lap Tm	Diff	Time of Day
(55) Noel Robinson			
1	1:07.923	+6.628	16:13:41.101
2	1:02.267	+0.972	16:14:43.368
3	1:02.826	+1.531	16:15:46.194
4	1:01.685	+0.390	16:16:47.879
5	1:01.325	+0.030	16:17:49.204
6	1:01.722	+0.427	16:18:50.926
7	1:01.870	+0.575	16:19:52.796
8	1:01.552	+0.257	16:20:54.348
9	1:01.295		16:21:55.643
10	1:01.494	+0.199	16:22:57.137
11	1:02.188	+0.893	16:23:59.325
12	1:01.661	+0.366	16:25:00.986
13	1:01.489	+0.194	16:26:02.475
14	1:01.715	+0.420	16:27:04.190
15	1:01.781	+0.486	16:28:05.971
16	1:01.916	+0.621	16:29:07.887

Lap	Lap Tm	Diff	Time of Day
(111) David Parks			
1	1:07.464	+6.142	16:13:40.636
2	1:02.498	+1.176	16:14:43.134
3	1:02.274	+0.952	16:15:45.408
4	1:01.554	+0.232	16:16:46.962
5	1:01.563	+0.241	16:17:48.525
6	1:02.189	+0.867	16:18:50.714
7	1:01.708	+0.386	16:19:52.422
8	1:01.990	+0.668	16:20:54.412
9	1:01.460	+0.138	16:21:55.872
10	1:01.322		16:22:57.194
11	1:02.173	+0.851	16:23:59.367
12	1:02.026	+0.704	16:25:01.393
13	1:01.803	+0.481	16:26:03.196
14	1:02.215	+0.893	16:27:05.411
15	1:01.732	+0.410	16:28:07.143
16	1:01.666	+0.344	16:29:08.809

Lap	Lap Tm	Diff	Time of Day
(39) Rob Parks			
1	1:07.923	+6.628	16:13:41.101
2	1:02.267	+0.972	16:14:43.368
3	1:02.826	+1.531	16:15:46.194
4	1:01.685	+0.390	16:16:47.879
5	1:01.325	+0.030	16:17:49.204
6	1:01.722	+0.427	16:18:50.926
7	1:01.870	+0.575	16:19:52.796
8	1:01.552	+0.257	16:20:54.348
9	1:01.295		16:21:55.643
10	1:01.494	+0.199	16:22:57.137
11	1:02.188	+0.893	16:23:59.325
12	1:01.661	+0.366	16:25:00.986
13	1:01.489	+0.194	16:26:02.475
14	1:01.715	+0.420	16:27:04.190
15	1:01.781	+0.486	16:28:05.971
16	1:01.916	+0.621	16:29:07.887

Lap	Lap Tm	Diff	Time of Day
1	1:08.904	+6.891	16:13:42.818
2	1:02.624	+0.611	16:14:45.442
3	1:02.819	+0.806	16:15:48.261
4	1:02.471	+0.458	16:16:50.732
5	1:02.563	+0.550	16:17:53.295
6	1:02.867	+0.854	16:18:56.162
7	1:02.757	+0.744	16:19:58.919
8	1:02.421	+0.408	16:21:01.340
9	1:02.217	+0.204	16:22:03.557
10	1:02.013		16:23:05.570
11	1:02.640	+0.627	16:24:08.210
12	1:02.934	+0.921	16:25:11.144
13	1:03.128	+1.115	16:26:14.272
14	1:02.248	+0.235	16:27:16.520
15	1:02.799	+0.786	16:28:19.319
16	1:02.656	+0.643	16:29:21.975

Lap	Lap Tm	Diff	Time of Day
(57) Ian Campbell			
1	1:10.160	+8.393	16:13:44.535
2	1:02.629	+0.862	16:14:47.164
3	1:02.221	+0.454	16:15:49.385
4	1:02.254	+0.487	16:16:51.639
5	1:02.340	+0.573	16:17:53.979
6	1:02.388	+0.621	16:18:56.367
7	1:02.784	+1.017	16:19:59.151
8	1:02.765	+0.998	16:21:01.916
9	1:02.377	+0.610	16:22:04.293
10	1:01.767		16:23:06.060
11	1:02.780	+1.013	16:24:08.840
12	1:02.094	+0.327	16:25:10.934
13	1:02.975	+1.208	16:26:13.909
14	1:02.890	+1.123	16:27:16.799
15	1:02.575	+0.808	16:28:19.374
16	1:02.709	+0.942	16:29:22.083

Lap	Lap Tm	Diff	Time of Day
(93) Drew Stewart			
1	1:07.147	+5.169	16:13:42.087
2	1:03.254	+1.276	16:14:45.341
3	1:02.807	+0.829	16:15:48.148
4	1:02.227	+0.249	16:16:50.375
5	1:02.916	+0.938	16:17:53.291
6	1:03.008	+1.030	16:18:56.299
7	1:02.738	+0.760	16:19:59.037
8	1:02.770	+0.792	16:21:01.807
9	1:02.190	+0.212	16:22:03.997
10	1:01.978		16:23:05.975
11	1:03.266	+1.288	16:24:09.241
12	1:03.299	+1.321	16:25:12.540
13	1:02.869	+0.891	16:26:15.409
14	1:02.135	+0.157	16:27:17.544
15	1:02.177	+0.199	16:28:19.721
16	1:02.508	+0.530	16:29:22.229

Lap	Lap Tm	Diff	Time of Day
(18) Alan Davidson			
1	1:08.328	+5.989	16:13:42.188
2	1:03.021	+0.682	16:14:45.209
3	1:02.383	+0.044	16:15:47.592
4	1:02.597	+0.258	16:16:50.189
5	1:02.799	+0.460	16:17:52.988
6	1:02.400	+0.061	16:18:55.388
7	1:02.592	+0.253	16:19:57.980
8	1:02.612	+0.273	16:21:00.592
9	1:02.339		16:22:02.931
10	1:02.503	+0.164	16:23:05.434
11	1:02.673	+0.334	16:24:08.107
12	1:02.727	+0.388	16:25:10.834
13	1:03.723	+1.384	16:26:14.557
14	1:02.567	+0.228	16:27:17.124
15	1:02.491	+0.152	16:28:19.615
16	1:02.929	+0.590	16:29:22.544

Lap	Lap Tm	Diff	Time of Day
(66) Trevor Delaney			
1	1:08.226	+5.999	16:13:43.745
2	1:02.407	+0.180	16:14:46.152

Lap	Lap Tm	Diff	Time of Day
3	1:02.598	+0.371	16:15:48.750
4	1:02.657	+0.430	16:16:51.407
5	1:02.734	+0.507	16:17:54.141
6	1:02.695	+0.468	16:18:56.836
7	1:03.055	+0.828	16:19:59.891
8	1:02.762	+0.535	16:21:02.653
9	1:02.227		16:22:04.880
10	1:02.918	+0.691	16:23:07.798
11	1:02.670	+0.443	16:24:10.468
12	1:02.522	+0.295	16:25:12.990
13	1:03.404	+1.177	16:26:16.394
14	1:02.467	+0.240	16:27:18.861
15	1:02.470	+0.243	16:28:21.331
16	1:02.462	+0.235	16:29:23.793

Lap	Lap Tm	Diff	Time of Day
(8) Philip Harris			
1	1:09.281	+6.307	16:13:45.400
2	1:03.653	+0.679	16:14:49.053
3	1:04.624	+1.650	16:15:53.677
4	1:04.714	+1.740	16:16:58.391
5	1:03.643	+0.669	16:18:02.034
6	1:03.602	+0.628	16:19:05.636
7	1:02.974		16:20:08.610
8	1:03.387	+0.413	16:21:11.997
9	1:03.145	+0.171	16:22:15.142
10	1:03.169	+0.195	16:23:18.311
11	1:03.199	+0.225	16:24:21.510
12	1:03.097	+0.123	16:25:24.607
13	1:03.450	+0.476	16:26:28.057
14	1:03.236	+0.262	16:27:31.293
15	1:03.699	+0.725	16:28:34.992
16	1:03.596	+0.622	16:29:38.588

Lap	Lap Tm	Diff	Time of Day
(33) Robert Johnston			
1	1:09.126	+6.184	16:13:45.309
2	1:03.855	+0.913	16:14:49.164
3	1:05.451	+2.509	16:15:54.615
4	1:03.919	+0.977	16:16:58.534
5	1:04.622	+1.680	16:18:03.156
6	1:03.298	+0.356	16:19:06.454
7	1:02.942		16:20:09.396
8	1:03.115	+0.173	16:21:12.511
9	1:03.659	+0.717	16:22:16.170
10	1:02.984	+0.042	16:23:19.154
11	1:03.268	+0.326	16:24:22.422
12	1:03.252	+0.310	16:25:25.674
13	1:04.329	+1.387	16:26:30.003
14	1:03.322	+0.380	16:27:33.325
15	1:03.572	+0.630	16:28:36.897
16	1:03.355	+0.413	16:29:40.252

Lap	Lap Tm	Diff	Time of Day
(46) Mark McKenna			
1	1:09.597	+6.275	16:13:45.982
2	1:04.054	+0.732	16:14:50.036
3	1:04.680	+1.358	16:15:54.716
4	1:04.052	+0.730	16:16:58.768
5	1:04.548	+1.226	16:18:03.316
6	1:04.007	+0.685	16:19:07.323
7	1:03.890	+0.568	16:20:11.213
8	1:03.908	+0.586	16:21:15.121
9	1:03.702	+0.380	16:22:18.823
10	1:03.739	+0.417	16:23:22.562
11	1:03.509	+0.187	16:24:26.071
12	1:03.769	+0.447	16:25:29.840
13	1:03.435	+0.113	16:26:33.275





## Martin Donnelly Trophy Race Meeting


Formula Ford 1600

Kirkistown 500 MRCI 1.512 miles

Race 2 (R12) Martin Donnelly Trophy

24/09/2022 16:10

Race (15:00 and 1 Laps) started at 16:12:31



Lap	Lap Tm	Diff	Time of Day
5	1:04.431	+1.108	16:18:04.213
6	1:03.941	+0.618	16:19:08.154
7	1:03.687	+0.364	16:20:11.841
8	1:03.864	+0.541	16:21:15.705
9	1:03.958	+0.635	16:22:19.663
10	1:03.369	+0.046	16:23:23.032
11	1:03.885	+0.562	16:24:26.917
12	1:03.524	+0.201	16:25:30.441
13	1:03.567	+0.244	16:26:34.008
14	1:03.497	+0.174	16:27:37.505
15	1:03.323		16:28:40.828
16	1:03.350	+0.027	16:29:44.178

Lap	Lap Tm	Diff	Time of Day
-----	--------	------	-------------

Lap	Lap Tm	Diff	Time of Day
-----	--------	------	-------------

(23) David Nichol

1	1:10.535	+6.651	16:13:47.196
2	1:04.567	+0.683	16:14:51.763
3	1:04.029	+0.145	16:15:55.792
4	1:04.493	+0.609	16:17:00.285
5	1:04.017	+0.133	16:18:04.302
6	1:04.186	+0.302	16:19:08.488
7	1:03.884		16:20:12.372
8	1:04.074	+0.190	16:21:16.446
9	1:04.275	+0.391	16:22:20.721
10	1:04.586	+0.702	16:23:25.307
11	1:04.461	+0.577	16:24:29.768
12	1:04.929	+1.045	16:25:34.697
13	1:04.700	+0.816	16:26:39.397
14	1:05.524	+1.640	16:27:44.921
15	1:05.993	+2.109	16:28:50.914
16	1:05.810	+1.926	16:29:56.724

(52) Chris Paul

1	1:09.215	+6.958	16:13:45.165
2	1:05.216	+2.959	16:14:50.381
3	1:03.691	+1.434	16:15:54.072
4	1:03.779	+1.522	16:16:57.851
5	1:02.435	+0.178	16:18:00.286
6	1:02.804	+0.547	16:19:03.090
7	1:02.823	+0.566	16:20:05.913
8	1:02.257		16:21:08.170
9	1:02.776	+0.519	16:22:10.946
10	1:02.425	+0.168	16:23:13.371

(89) Barry Rabbit

1	1:08.657	+3.658	16:13:44.363
2	1:04.999		16:14:49.362

Results provisional until the conclusion of judicial and technical matters

Orbits

Chief Timekeeper: D.Bradfield

Clerk of the Course:

Live timing available at [timing.rhwright.co.uk](http://timing.rhwright.co.uk)

[www.mylaps.com](http://www.mylaps.com)

Licensed to: R.H.Wright Timing



## Martin Donnelly Trophy Race Meeting

Sorted on best lap time

Formula Vee

Kirkistown 500 MRCI 1.512 miles

Qualifying (Q5)

24/09/2022 10:05

Qualifying started at 10:02:03

Pos	No.	Name	Make	Best Tm	Diff	In Lap	Best Speed	2nd Best	2nd Lap
1	1	Anthony Cross	Sheane FV94	<b>1:06.142</b>		8	82.293	1:06.229	4
2	43	Donal Downey	Leastone JH002	<b>1:06.676</b>	0.534	4	81.634	1:07.067	8
3	97	Jack Byrne	Sheane FV95	<b>1:06.722</b>	0.580	4	81.578	1:06.843	5
4	14	Dan Polley	LOH Sheane	<b>1:06.940</b>	0.798	5	81.312	1:07.502	7
5	3	Gavin Buckley	Sheane FV97	<b>1:07.731</b>	1.589	2	80.362	1:08.060	3
6	40	Sean McCallion	Sheane FV01	<b>1:08.518</b>	2.376	6	79.439	1:08.608	5
7	86	Colm O'Loughlen	Sheane R3	<b>1:08.621</b>	2.479	4	79.320	1:08.822	3
8	37	Tim Murray	LOH Leastone	<b>1:09.029</b>	2.887	4	78.851	1:11.000	3
9	83	Andrew Keogh	Sheane FV99	<b>1:09.913</b>	3.771	3	77.854	1:10.120	2
10	85	Niall O'Mara	Leastone JH002	<b>1:09.939</b>	3.797	6	77.825	1:10.174	4
11	12	Aaron Murray	Sheane FV93	<b>1:10.001</b>	3.859	7	77.756	1:10.964	3
12	48	Patrick Sheppard	Sheane FV94	<b>1:10.472</b>	4.330	4	77.237	1:11.225	2
13	22	Kieran Hannan	Leastone JH002	<b>1:10.533</b>	4.391	6	77.170	1:10.644	7
14	114	Brendan Ellis	Leastone JH004	<b>1:10.554</b>	4.412	6	77.147	1:11.964	2
15	42	Shane O'Neill	Leastone JH002	<b>1:10.986</b>	4.844	6	76.677	1:11.794	4
16	38	Eamonn Thornton	Leastone JH004	<b>1:11.611</b>	5.469	5	76.008	1:11.909	4
17	11	Jonathan Mannix	Sheane FV90	<b>1:11.901</b>	5.759	4	75.702	1:12.256	6
18	17	Stephen Roche	Sheane FV97	<b>1:18.785</b>	12.643	1	69.087	1:23.282	2
19	64	Norman May	Sheane FV03	<b>1:19.260</b>	13.118	6	68.673	1:19.452	5
20	35	James Sheppard	Leastone JH002			0	-		0

### Announcements

Disqualification - Car 85 Excluded from the results under technical regulations Section 5

Results provisional until the conclusion of judicial and technical matters

Orbits

Chief Timekeeper: D.Bradfield

Clerk of the Course:

Live timing available at [timing.rhwright.co.uk](http://timing.rhwright.co.uk)

[www.mylaps.com](http://www.mylaps.com)

Licensed to: R.H.Wright Timing



## Martin Donnelly Trophy Race Meeting


Formula Vee

Kirkistown 500 MRCI 1.512 miles

Qualifying (Q5)

24/09/2022 10:05

Qualifying started at 10:02:03



Lap	Lap Tm	Diff	Time of Day
<b>(1) Anthony Cross</b>			
1	1:06.695	+0.553	10:04:37.286
2	1:06.937	+0.795	10:05:44.223
3	1:06.568	+0.426	10:06:50.791
4	1:06.229	+0.087	10:07:57.020
5	1:07.361	+1.219	10:09:04.381
6	1:07.992	+1.850	10:10:12.373
7	1:06.438	+0.296	10:11:18.811
8	1:06.142		10:12:24.953
<b>(43) Donal Downey</b>			
1	1:07.925	+1.249	10:04:36.028
2	1:08.098	+1.422	10:05:44.126
3	1:07.620	+0.944	10:06:51.746
4	1:06.676		10:07:58.422
5	1:07.539	+0.863	10:09:05.961
6	1:07.296	+0.620	10:10:13.257
7	1:08.605	+1.929	10:11:21.862
8	1:07.067	+0.391	10:12:28.929
<b>(97) Jack Byrne</b>			
1	1:08.204	+1.482	10:04:34.030
2	1:07.358	+0.636	10:05:41.388
3	1:07.303	+0.581	10:06:48.691
4	1:06.722		10:07:55.413
5	1:06.843	+0.121	10:09:02.256
6	1:08.420	+1.698	10:10:10.676
7	1:07.408	+0.686	10:11:18.084
8	1:07.641	+0.919	10:12:25.725
<b>(14) Dan Polley</b>			
1	1:08.870	+1.930	10:04:56.416
2	1:07.793	+0.853	10:06:04.209
3	1:08.064	+1.124	10:07:12.273
4	1:08.960	+2.020	10:08:21.233
5	1:06.940		10:09:28.173
6	1:10.051	+3.111	10:10:38.224
7	1:07.502	+0.562	10:11:45.726
8	1:07.524	+0.584	10:12:53.250
<b>(3) Gavin Buckley</b>			
1	1:08.186	+0.455	10:04:56.317
2	1:07.731		10:06:04.048
3	1:08.060	+0.329	10:07:12.108
4	1:08.939	+1.208	10:08:21.047
<b>(40) Sean McCallion</b>			
1	1:11.002	+2.484	10:05:26.174
2	1:08.685	+0.167	10:06:34.859
3	1:10.147	+1.629	10:07:45.006
4	1:08.935	+0.417	10:08:53.941
5	1:08.608	+0.090	10:10:02.549
6	1:08.518		10:11:11.067
7	1:09.892	+1.374	10:12:20.959
<b>(86) Colm O'Loughen</b>			
1	1:09.586	+0.965	10:04:57.201
2	1:09.019	+0.398	10:06:06.220
3	1:08.822	+0.201	10:07:15.042
4	1:08.621		10:08:23.663
5	1:10.241	+1.620	10:09:33.904
6	1:09.178	+0.557	10:10:43.082
7	1:09.374	+0.753	10:11:52.456
8	1:08.996	+0.375	10:13:01.452
<b>(37) Tim Murray</b>			
1	1:13.125	+4.096	10:04:41.113
2	1:12.298	+3.269	10:05:53.411
3	1:11.000	+1.971	10:07:04.411
4	1:09.029		10:08:13.440
5	1:14.316	+5.287	10:09:27.756
6	1:11.050	+2.021	10:10:38.806

Lap	Lap Tm	Diff	Time of Day
<b>(83) Andrew Keogh</b>			
1	1:10.566	+0.653	10:04:50.553
2	1:10.120	+0.207	10:06:00.673
3	1:09.913		10:07:10.586
4	1:11.648	+1.735	10:08:22.234
<b>(85) Niall O'Mara</b>			
1	1:21.206	+11.267	10:05:27.537
2	1:13.662	+3.723	10:06:41.199
3	1:11.981	+2.042	10:07:53.180
4	1:10.174	+0.235	10:09:03.354
5	1:10.356	+0.417	10:10:13.710
6	1:09.939		10:11:23.649
7	1:10.922	+0.983	10:12:34.571
<b>(12) Aaron Murray</b>			
1	1:14.250	+4.249	10:05:23.444
2	1:12.558	+2.557	10:06:36.002
3	1:10.964	+0.963	10:07:46.966
4	1:12.367	+2.366	10:08:59.333
5	1:13.077	+3.076	10:10:12.410
6	1:12.570	+2.569	10:11:24.980
7	1:10.001		10:12:34.981
<b>(48) Patrick Sheppard</b>			
1	1:11.650	+1.178	10:04:50.719
2	1:11.225	+0.753	10:06:01.944
3	1:11.547	+1.075	10:07:13.491
4	1:10.472		10:08:23.963
5	1:22.801	+12.329	10:09:46.764
6	1:14.583	+4.111	10:11:01.347
7	1:11.560	+1.088	10:12:12.907
<b>(22) Kieran Haman</b>			
1	1:11.314	+0.781	10:04:51.930
2	1:10.660	+0.127	10:06:02.590
3	1:11.530	+0.997	10:07:14.120
4	1:12.394	+1.861	10:08:26.514
5	1:13.288	+2.755	10:09:39.802
6	1:10.533		10:10:50.335
7	1:10.644	+0.111	10:12:00.979
8	1:10.937	+0.404	10:13:11.916
<b>(114) Brendan Ellis</b>			
1	1:14.289	+3.735	10:05:47.699
2	1:11.964	+1.410	10:06:59.663
3	1:13.032	+2.478	10:08:12.695
4	2:31.191	+120.637	10:10:43.886
5	1:16.703	+6.149	10:12:00.589
6	1:10.554		10:13:11.143
<b>(42) Shane O'Neil</b>			
1	1:13.407	+2.421	10:05:19.573
2	1:12.373	+1.387	10:06:31.946
3	1:15.163	+4.177	10:07:47.109
4	1:11.794	+0.808	10:08:58.903
5	1:13.178	+2.192	10:10:12.081
6	1:10.986		10:11:23.067
7	1:12.663	+1.677	10:12:35.730
<b>(38) Eamonn Thornton</b>			
1	1:13.486	+1.875	10:05:18.905
2	1:12.359	+0.748	10:06:31.264
3	1:24.138	+12.527	10:07:55.402
4	1:11.909	+0.298	10:09:07.311
5	1:11.611		10:10:18.922
<b>(11) Jonathan Mannix</b>			
1	1:14.662	+2.761	10:05:04.501
2	1:12.729	+0.828	10:06:17.230
3	1:12.729	+0.828	10:07:29.959
4	1:11.901		10:08:41.860
5	1:15.670	+3.769	10:09:57.530
6	1:12.256	+0.355	10:11:09.786

Lap	Lap Tm	Diff	Time of Day
<b>(17) Stephen Roche</b>			
1	1:18.785		10:05:27.326
2	1:23.282	+4.497	10:06:50.608
<b>(64) Norman May</b>			
1	1:25.890	+6.630	10:05:41.102
2	1:19.829	+0.569	10:07:00.931
3	1:20.569	+1.309	10:08:21.500
4	1:23.559	+4.299	10:09:45.059
5	1:19.452	+0.192	10:11:04.511
6	1:19.260		10:12:23.771

Results provisional until the conclusion of judicial and technical matters

Orbits

Chief Timekeeper: D.Bradfield

Clerk of the Course:

Live timing available at [timing.rhwright.co.uk](http://timing.rhwright.co.uk)

[www.mylaps.com](http://www.mylaps.com)

Licensed to: R.H.Wright Timing



## Martin Donnelly Trophy Race Meeting

Formula Vee

Kirkistown 500 MRCI 1.512 miles

Race 1 (R6)


24/09/2022 13:20

Race (12:00 and 1 Laps)

10	85
	19
9	17
	17
8	38
	15
7	114
	13
6	48
	11
5	83
	9
4	86
	7
3	3
	5
2	97
	3
1	1
	1

35
20
64
18
11
16
42
14
22
12
12
10
37
8
40
6
14
4
43
2

POLE POSITION



Results provisional until the conclusion of judicial and technical matters

Orbits

Chief Timekeeper: D.Bradfield

Clerk of the Course:

Live timing available at [timing.rhwright.co.uk](http://timing.rhwright.co.uk)

[www.mylaps.com](http://www.mylaps.com)

Licensed to: R.H.Wright Timing

Printed: 24/09/2022 10:49:47



# R.H.Wright Timing

## Martin Donnelly Trophy Race Meeting

Sorted on Laps

Formula Vee

Kirkistown 500 MRCI 1.512 miles

Race 1 (R6)

24/09/2022 13:20

Race (12:00 and 1 Laps) started at 13:52:39

Pos	No.	Name	Make	Laps	Total Tm	Best Tm	Best Speed	In Lap	Avg. Speed
1	1	Anthony Cross	Sheane FV94	12	13:29.808	1:06.191	82.232	5	80.656
2	97	Jack Byrne	Sheane FV95	12	13:29.813	1:06.187	82.237	5	80.656
3	3	Gavin Buckley	Sheane FV97	12	13:30.311	1:06.099	82.346	12	80.606
4	14	Dan Polley	LOH Sheane	12	13:31.013	1:06.435	81.930	12	80.537
5	43	Donal Downey	Leastone JH002	12	13:32.074	1:06.230	82.184	12	80.431
6	40	Sean McCallion	Sheane FV01	12	13:54.153	1:08.266	79.733	10	78.302
7	12	Aaron Murray	Sheane FV93	12	14:09.531	1:09.131	78.735	2	76.885
8	86	Colm O'Loughlen	Sheane R3	12	14:11.634	1:08.505	79.454	10	76.695
9	85	Niall O'Mara	Leastone JH002	12	14:22.393	1:08.497	79.464	9	75.738
10	42	Shane O'Neill	Leastone JH002	12	14:24.196	1:10.462	77.248	11	75.580
11	22	Kieran Hannan	Leastone JH002	12	14:24.452	1:09.950	77.813	12	75.558
12	38	Eamonn Thornton	Leastone JH004	12	14:26.337	1:10.129	77.614	9	75.394
13	11	Jonathan Mannix	Sheane FV90	12	14:37.402	1:10.697	76.991	6	74.443
14	48	Patrick Sheppard	Sheane FV94	12	14:42.065	1:10.786	76.894	10	74.049
15	64	Norman May	Sheane FV03	11	13:59.263	1:13.415	74.140	11	71.340
<b>Not classified</b>									
DNF	114	Brendan Ellis	Leastone JH004	6	7:31.340	1:10.515	77.190	2	72.358
DNF	37	Tim Murray	LOH Leastone	5	5:49.769	1:07.590	80.530	2	77.809
DNF	17	Stephen Roche	Sheane FV97		7.029		-	0	-
DNF	83	Andrew Keogh	Sheane FV99				-	0	-
DNF	35	James Sheppard	Leastone JH002				-	0	-

Margin of Victory

Avg. Speed

Best Lap Tm

Best Speed

Best Lap by

0.005

80.656

1:06.099

82.346

3 - Gavin Buckley

Results provisional until the conclusion of judicial and technical matters

Orbits

Chief Timekeeper: D.Bradfield

Clerk of the Course:

Live timing available at [timing.rhwright.co.uk](http://timing.rhwright.co.uk)

[www.mylaps.com](http://www.mylaps.com)

Licensed to: R.H.Wright Timing

Printed: 24/09/2022 15:02:59



## Martin Donnelly Trophy Race Meeting

Formula Vee

Kirkistown 500 MRCI 1.512 miles

Race 1 (R6)

24/09/2022 13:20

Race (12:00 and 1 Laps) started at 13:52:39

Lap	Lap Tm	Diff	Time of Day
<b>(1) Anthony Cross</b>			
1	1:12.361	+6.170	13:53:54.150
2	1:06.557	+0.366	13:55:00.707
3	1:06.974	+0.783	13:56:07.681
4	1:06.328	+0.137	13:57:14.009
5	1:06.191		13:58:20.200
6	1:06.607	+0.416	13:59:26.807
7	1:06.526	+0.335	14:00:33.333
8	1:07.502	+1.311	14:01:40.835
9	1:07.131	+0.940	14:02:47.966
10	1:06.516	+0.325	14:03:54.482
11	1:06.941	+0.750	14:05:01.423
12	1:08.280	+2.089	14:06:09.703
<b>(97) Jack Byrne</b>			
1	1:11.811	+5.624	13:53:54.127
2	1:06.543	+0.356	13:55:00.670
3	1:06.821	+0.634	13:56:07.491
4	1:06.508	+0.321	13:57:13.999
5	1:06.187		13:58:20.186
6	1:06.407	+0.220	13:59:26.593
7	1:07.181	+0.994	14:00:33.774
8	1:06.622	+0.435	14:01:40.396
9	1:07.560	+1.373	14:02:47.956
10	1:06.502	+0.315	14:03:54.458
11	1:06.955	+0.768	14:05:01.413
12	1:08.295	+2.108	14:06:09.708
<b>(3) Gavin Buckley</b>			
1	1:12.361	+6.262	13:53:55.415
2	1:06.825	+0.726	13:55:02.240
3	1:06.774	+0.675	13:56:09.014
4	1:07.166	+1.067	13:57:16.180
5	1:06.520	+0.421	13:58:22.700
6	1:06.745	+0.646	13:59:29.445
7	1:06.822	+0.723	14:00:36.267
8	1:07.433	+1.334	14:01:43.700
9	1:06.787	+0.688	14:02:50.487
10	1:07.058	+0.959	14:03:57.545
11	1:06.562	+0.463	14:05:04.107
12	1:06.099		14:06:10.206
<b>(14) Dan Polley</b>			
1	1:12.455	+6.020	13:53:54.804
2	1:07.336	+0.901	13:55:02.140
3	1:07.390	+0.955	13:56:09.530
4	1:06.997	+0.562	13:57:16.527
5	1:06.603	+0.168	13:58:23.130
6	1:06.962	+0.527	13:59:30.092
7	1:06.661	+0.226	14:00:36.753
8	1:07.223	+0.788	14:01:43.976
9	1:06.842	+0.407	14:02:50.818
10	1:06.686	+0.251	14:03:57.504
11	1:06.969	+0.534	14:05:04.473
12	1:06.435		14:06:10.908
<b>(43) Donal Downey</b>			
1	1:12.885	+6.655	13:53:54.866
2	1:07.272	+1.042	13:55:02.138
3	1:07.089	+0.859	13:56:09.227
4	1:07.161	+0.931	13:57:16.388
5	1:06.388	+0.158	13:58:22.776
6	1:06.613	+0.383	13:59:29.389
7	1:06.799	+0.569	14:00:36.188
8	1:07.474	+1.244	14:01:43.662
9	1:07.028	+0.798	14:02:50.690
10	1:08.686	+2.456	14:03:59.376
11	1:06.363	+0.133	14:05:05.739
12	1:06.230		14:06:11.969
<b>(40) Sean McCallion</b>			
1	1:14.416	+6.150	13:53:57.333
2	1:08.289	+0.023	13:55:05.622

Lap	Lap Tm	Diff	Time of Day
3	1:08.605	+0.339	13:56:14.227
4	1:09.281	+1.015	13:57:23.508
5	1:09.211	+0.945	13:58:32.719
6	1:09.054	+0.788	13:59:41.773
7	1:08.833	+0.567	14:00:50.606
8	1:09.005	+0.739	14:01:59.611
9	1:08.560	+0.294	14:03:08.171
10	1:08.266		14:04:16.437
11	1:08.776	+0.510	14:05:25.213
12	1:08.835	+0.569	14:06:34.048
<b>(12) Aaron Murray</b>			
1	1:14.109	+4.978	13:53:58.102
2	1:09.131		13:55:07.233
3	1:10.023	+0.892	13:56:17.256
4	1:10.936	+1.805	13:57:28.192
5	1:10.228	+1.097	13:58:38.420
6	1:10.649	+1.518	13:59:49.069
7	1:11.021	+1.890	14:01:00.090
8	1:10.147	+1.016	14:02:10.237
9	1:10.159	+1.028	14:03:20.396
10	1:09.837	+0.706	14:04:30.233
11	1:09.598	+0.467	14:05:39.831
12	1:09.595	+0.464	14:06:49.426
<b>(86) Colm O'Loughlin</b>			
1	1:13.911	+5.406	13:53:57.611
2	1:14.726	+6.221	13:55:12.337
3	1:11.155	+2.650	13:56:23.492
4	1:11.919	+3.414	13:57:35.411
5	1:09.604	+1.099	13:58:45.015
6	1:09.861	+1.356	13:59:54.876
7	1:09.189	+0.684	14:01:04.065
8	1:09.886	+1.381	14:02:13.951
9	1:09.001	+0.496	14:03:22.952
10	1:06.505		14:04:31.457
11	1:10.577	+2.072	14:05:42.034
12	1:09.495	+0.990	14:06:51.529
<b>(85) Niall O'Mara</b>			
1	1:13.931	+5.434	13:54:00.648
2	1:23.034	+14.537	13:55:23.682
3	1:10.763	+2.266	13:56:34.445
4	1:10.454	+1.957	13:57:44.899
5	1:11.225	+2.728	13:58:56.124
6	1:09.559	+1.062	14:00:05.683
7	1:09.556	+1.059	14:01:15.239
8	1:09.104	+0.607	14:02:24.343
9	1:08.497		14:03:32.840
10	1:09.723	+1.226	14:04:42.563
11	1:09.835	+1.338	14:05:52.398
12	1:09.890	+1.393	14:07:02.288
<b>(42) Shane O'Neil</b>			
1	1:16.005	+5.543	13:54:00.916
2	1:11.131	+0.669	13:55:12.047
3	1:12.146	+1.684	13:56:24.193
4	1:12.124	+1.662	13:57:36.317
5	1:11.035	+0.573	13:58:47.352
6	1:11.216	+0.754	13:59:58.568
7	1:11.230	+0.768	14:01:09.798
8	1:11.707	+1.245	14:02:21.505
9	1:10.756	+0.294	14:03:32.261
10	1:10.853	+0.391	14:04:43.114
11	1:10.462		14:05:53.576
12	1:10.515	+0.053	14:07:04.091
<b>(22) Kieran Haman</b>			
1	1:15.014	+5.064	13:53:59.449
2	1:11.477	+1.527	13:55:10.926
3	1:12.374	+2.424	13:56:23.300
4	1:15.230	+5.280	13:57:38.530
5	1:11.101	+1.151	13:58:49.631
6	1:10.790	+0.840	14:00:00.421

Lap	Lap Tm	Diff	Time of Day
7	1:10.541	+0.591	14:01:10.962
8	1:10.925	+0.975	14:02:21.887
9	1:10.926	+0.976	14:03:32.813
10	1:11.425	+1.475	14:04:44.238
11	1:10.159	+0.209	14:05:54.397
12	1:09.950		14:07:04.347
<b>(38) Eamonn Thornton</b>			
1	1:15.071	+4.942	13:54:00.264
2	1:11.078	+0.949	13:55:11.342
3	1:12.620	+2.491	13:56:23.962
4	1:16.511	+6.382	13:57:40.473
5	1:11.083	+0.954	13:58:51.556
6	1:10.925	+0.796	14:00:02.481
7	1:10.389	+0.260	14:01:12.870
8	1:10.299	+0.170	14:02:23.169
9	1:10.129		14:03:33.298
10	1:11.468	+1.339	14:04:44.766
11	1:10.657	+0.528	14:05:55.423
12	1:10.809	+0.680	14:07:06.232
<b>(11) Jonathan Mannix</b>			
1	1:14.288	+3.591	13:53:59.465
2	1:11.041	+0.344	13:55:10.506
3	1:11.566	+0.869	13:56:22.072
4	1:22.828	+12.131	13:57:44.900
5	1:11.874	+1.177	13:58:56.774
6	1:10.697		14:00:07.471
7	1:11.125	+0.428	14:01:18.596
8	1:11.629	+0.932	14:02:30.225
9	1:11.047	+0.350	14:03:41.272
10	1:11.165	+0.468	14:04:52.437
11	1:11.977	+1.280	14:06:04.414
12	1:12.883	+2.186	14:07:17.297
<b>(48) Patrick Sheppard</b>			
1	1:16.163	+5.377	13:54:01.039
2	1:11.400	+0.614	13:55:12.439
3	1:12.095	+1.309	13:56:24.534
4	1:25.580	+14.794	13:57:50.114
5	1:12.077	+1.291	13:59:02.191
6	1:11.515	+0.729	14:00:13.706
7	1:10.856	+0.070	14:01:24.562
8	1:10.889	+0.103	14:02:35.451
9	1:11.638	+0.852	14:03:47.089
10	1:10.786		14:04:57.875
11	1:11.783	+0.997	14:06:09.658
12	1:12.302	+1.516	14:07:21.960
<b>(64) Norman May</b>			
1	1:19.704	+6.289	13:54:05.784
2	1:15.170	+1.755	13:55:20.954
3	1:14.890	+1.475	13:56:35.844
4	1:16.274	+2.859	13:57:52.118
5	1:14.715	+1.300	13:59:06.833
6	1:14.363	+0.948	14:00:21.196
7	1:17.493	+4.078	14:01:38.689
8	1:17.103	+3.688	14:02:55.792
9	1:15.590	+2.175	14:04:11.382
10	1:14.361	+0.946	14:05:25.743
11	1:13.415		14:06:39.158
<b>(114) Brendan Ellis</b>			
1	1:14.649	+4.134	13:53:59.307
2	1:10.515		13:55:09.822
3	1:12.175	+1.660	13:56:21.997
4	1:21.769	+11.254	13:57:43.766
5	1:11.904	+1.389	13:58:55.670
6	1:15.565	+5.050	14:00:11.235
<b>(37) Tim Murray</b>			
1	1:12.755	+5.165	13:53:56.094
2	1:07.590		13:55:03.684
3	1:07.705	+0.115	13:56:11.389

Results provisional until the conclusion of judicial and technical matters

Orbits

Chief Timekeeper: D.Bradfield

Clerk of the Course:

Live timing available at [timing.rhwright.co.uk](http://timing.rhwright.co.uk)

[www.mylaps.com](http://www.mylaps.com)

Licensed to: R.H.Wright Timing



## Martin Donnelly Trophy Race Meeting

Formula Vee

Kirkistown 500 MRCI 1.512 miles

Race 1 (R6)

24/09/2022 13:20

Race (12:00 and 1 Laps) started at 13:52:39

Lap	Lap Tm	Diff	Time of Day
4	1:08.177	+0.587	13:57:19.566
5	1:10.098	+2.508	13:58:29.664

Lap	Lap Tm	Diff	Time of Day
-----	--------	------	-------------

Lap	Lap Tm	Diff	Time of Day
-----	--------	------	-------------

Results provisional until the conclusion of judicial and technical matters

Orbits

Chief Timekeeper: D.Bradfield

Clerk of the Course:

Live timing available at [timing.rhwright.co.uk](http://timing.rhwright.co.uk)

[www.mylaps.com](http://www.mylaps.com)

Licensed to: R.H.Wright Timing



## Martin Donnelly Trophy Race Meeting

Formula Vee

Kirkistown 500 MRCI 1.512 miles

Race 2 (R11) Emerson Fittapaldi Trophy

24/09/2022 15:40

Race (15:00 and 1 Laps)

10	85	35
	19	20
9	64	17
	17	18
8	114	11
	15	16
7	42	38
	13	14
6	37	48
	11	12
5	22	12
	9	10
4	86	83
	7	8
3	3	40
	5	6
2	43	14
	3	4
1	1	97
	1	2

POLE POSITION

Results provisional until the conclusion of judicial and technical matters

Orbits

Chief Timekeeper: D.Bradfield

Clerk of the Course:

Live timing available at [timing.rhwright.co.uk](http://timing.rhwright.co.uk)

[www.mylaps.com](http://www.mylaps.com)

Licensed to: R.H.Wright Timing





## Martin Donnelly Trophy Race Meeting

Sorted on Laps

Formula Vee

Kirkistown 500 MRCI 1.512 miles

Race 2 (R11) Emerson Fittapaldi Trophy

24/09/2022 15:40

Race (15:00 and 1 Laps) started at 15:42:49

Pos	No.	Name	Make	Laps	Total Tm	Best Tm	Best Speed	In Lap	Avg. Speed
1	1	Anthony Cross	Sheane FV94	15	16:49.920	1:05.783	82.742	9	80.843
2	97	Jack Byrne	Sheane FV95	15	16:50.488	1:05.560	83.023	13	80.798
3	3	Gavin Buckley	Sheane FV97	15	16:50.720	1:05.925	82.564	14	80.779
4	43	Donal Downey	Leystone JH002	15	16:51.557	1:05.976	82.500	13	80.713
5	14	Dan Polley	LOH Sheane	15	16:57.881	1:06.924	81.331	4	80.211
6	86	Colm O'Loughlen	Sheane R3	15	17:28.044	1:08.890	79.010	4	77.903
7	12	Aaron Murray	Sheane FV93	15	17:33.346	1:09.027	78.853	11	77.510
8	22	Kieran Hannan	Leystone JH002	15	17:47.741	1:10.026	77.729	10	76.465
9	40	Sean McCallion	Sheane FV01	15	17:54.059	1:07.826	80.250	11	76.016
10	114	Brendan Ellis	Leystone JH004	15	18:20.198	1:10.040	77.713	2	74.210
11	38	Eamonn Thornton	Leystone JH004	14	16:50.132	1:10.508	77.197	5	75.438
12	11	Jonathan Mannix	Sheane FV90	14	17:13.886	1:11.044	76.615	3	73.705
13	48	Patrick Sheppard	Sheane FV94	14	17:20.364	1:12.087	75.506	13	73.246
14	64	Norman May	Sheane FV03	13	16:57.925	1:14.434	73.125	8	69.513
<b>Not classified</b>									
DNF	42	Shane O'Neill	Leystone JH002	10	11:53.556	1:09.017	78.865	10	76.280
DNF	85	Niall O'Mara	Leystone JH002	3	3:40.403	1:09.525	78.289	2	74.087
DNF	17	Stephen Roche	Sheane FV97	1	1:29.650	1:23.355	65.299	1	60.714
DNS	83	Andrew Keogh	Sheane FV99				-	0	-
DNS	37	Tim Murray	LOH Leystone				-	0	-

### Announcements

False Start - Car No 114 Penalty +10secs under Q12.13

Margin of Victory	Avg. Speed	Best Lap Tm	Best Speed	Best Lap by
0.568	80.843	1:05.560	83.023	97 - Jack Byrne

Results provisional until the conclusion of judicial and technical matters

Orbits

Chief Timekeeper: D.Bradfield

Clerk of the Course:

Live timing available at [timing.rhwright.co.uk](http://timing.rhwright.co.uk)

[www.mylaps.com](http://www.mylaps.com)

Licensed to: R.H.Wright Timing



## Martin Donnelly Trophy Race Meeting

Formula Vee

Kirkistown 500 MRCI 1.512 miles

Race 2 (R11) Emerson Fittapaldi Trophy

24/09/2022 15:40

Race (15:00 and 1 Laps) started at 15:42:49

Lap	Lap Tm	Diff	Time of Day
<b>(1) Anthony Cross</b>			
1	1:11.603	+5.820	15:44:02.779
2	1:06.765	+0.982	15:45:09.544
3	1:06.848	+1.065	15:46:16.392
4	1:06.769	+0.986	15:47:23.161
5	1:07.563	+1.780	15:48:30.724
6	1:07.386	+1.603	15:49:38.110
7	1:08.227	+2.444	15:50:46.337
8	1:06.454	+0.671	15:51:52.791
9	1:05.783		15:52:58.574
10	1:06.498	+0.715	15:54:05.072
11	1:06.448	+0.665	15:55:11.520
12	1:07.869	+2.086	15:56:19.389
13	1:07.355	+1.572	15:57:26.744
14	1:06.079	+0.296	15:58:32.823
15	1:06.435	+0.652	15:59:39.258
<b>(97) Jack Byrne</b>			
1	1:11.827	+6.267	15:44:02.879
2	1:06.833	+1.273	15:45:09.712
3	1:06.793	+1.233	15:46:16.505
4	1:06.891	+1.331	15:47:23.396
5	1:07.117	+1.557	15:48:30.513
6	1:07.590	+1.990	15:49:38.063
7	1:07.358	+1.798	15:50:45.421
8	1:07.310	+1.750	15:51:52.731
9	1:06.980	+1.420	15:52:59.711
10	1:06.952	+1.392	15:54:06.663
11	1:07.414	+1.854	15:55:14.077
12	1:08.205	+2.645	15:56:22.282
13	1:05.560		15:57:27.842
14	1:05.596	+0.036	15:58:33.438
15	1:06.388	+0.828	15:59:39.826
<b>(3) Gavin Buckley</b>			
1	1:11.799	+5.874	15:44:04.245
2	1:06.974	+1.049	15:45:11.219
3	1:07.125	+1.200	15:46:18.344
4	1:07.278	+1.353	15:47:25.622
5	1:06.573	+0.648	15:48:32.195
6	1:06.178	+0.253	15:49:38.373
7	1:07.862	+1.937	15:50:46.235
8	1:07.267	+1.342	15:51:53.502
9	1:06.167	+0.242	15:52:59.669
10	1:07.012	+1.087	15:54:06.681
11	1:07.355	+1.430	15:55:14.036
12	1:07.122	+1.197	15:56:21.158
13	1:06.109	+0.184	15:57:27.267
14	1:05.925		15:58:33.192
15	1:06.866	+0.941	15:59:40.058
<b>(43) Donal Downey</b>			
1	1:12.526	+6.590	15:44:04.678
2	1:06.586	+0.610	15:45:11.264
3	1:07.306	+1.330	15:46:18.570
4	1:07.083	+1.107	15:47:25.653
5	1:06.769	+0.793	15:48:32.422
6	1:06.350	+0.374	15:49:38.772
7	1:07.904	+1.928	15:50:46.676
8	1:06.906	+0.930	15:51:53.582
9	1:06.538	+0.562	15:53:00.120
10	1:06.635	+0.659	15:54:06.755
11	1:07.614	+1.638	15:55:14.369
12	1:07.202	+1.226	15:56:21.571
13	1:05.976		15:57:27.547
14	1:06.699	+0.723	15:58:34.246
15	1:06.649	+0.673	15:59:40.895
<b>(14) Dan Polley</b>			
1	1:12.941	+6.017	15:44:04.785
2	1:06.963	+0.039	15:45:11.748
3	1:07.197	+0.273	15:46:18.945
4	1:06.924		15:47:25.869

Lap	Lap Tm	Diff	Time of Day
5	1:07.560	+0.636	15:48:33.429
6	1:07.421	+0.497	15:49:40.850
7	1:07.108	+0.184	15:50:47.958
8	1:07.439	+0.515	15:51:55.397
9	1:07.464	+0.540	15:53:02.861
10	1:07.284	+0.360	15:54:10.145
11	1:07.379	+0.455	15:55:17.524
12	1:07.412	+0.488	15:56:24.936
13	1:07.366	+0.442	15:57:32.302
14	1:07.502	+0.578	15:58:39.804
15	1:07.415	+0.491	15:59:47.219
<b>(86) Colm O'Loughlin</b>			
1	1:12.766	+3.876	15:44:05.633
2	1:09.723	+0.833	15:45:15.356
3	1:09.132	+0.242	15:46:24.488
4	1:08.890		15:47:33.378
5	1:09.134	+0.244	15:48:42.512
6	1:09.027	+0.137	15:49:51.539
7	1:09.726	+0.836	15:51:01.265
8	1:10.304	+1.414	15:52:11.569
9	1:09.648	+0.758	15:53:21.217
10	1:09.050	+0.160	15:54:30.267
11	1:09.419	+0.529	15:55:39.686
12	1:09.357	+0.467	15:56:49.043
13	1:09.367	+0.477	15:57:58.410
14	1:09.168	+0.278	15:59:07.578
15	1:09.804	+0.914	16:00:17.382
<b>(12) Aaron Murray</b>			
1	1:14.375	+5.348	15:44:07.995
2	1:09.995	+0.968	15:45:17.990
3	1:09.432	+0.405	15:46:27.422
4	1:09.238	+0.211	15:47:36.660
5	1:09.620	+0.593	15:48:46.280
6	1:09.557	+0.530	15:49:55.837
7	1:10.045	+1.018	15:51:05.882
8	1:09.512	+0.684	15:52:15.393
9	1:09.734	+0.707	15:53:25.327
10	1:09.636	+0.609	15:54:34.963
11	1:09.027		15:55:43.990
12	1:09.413	+0.386	15:56:53.403
13	1:09.309	+0.282	15:58:02.712
14	1:09.402	+0.375	15:59:12.114
15	1:10.570	+1.543	16:00:22.684
<b>(22) Kieran Hannan</b>			
1	1:14.483	+4.457	15:44:08.167
2	1:10.586	+0.560	15:45:18.753
3	1:10.065	+0.039	15:46:28.818
4	1:10.387	+0.361	15:47:39.205
5	1:10.322	+0.296	15:48:49.527
6	1:10.900	+0.874	15:50:00.427
7	1:11.387	+1.361	15:51:11.814
8	1:10.775	+0.749	15:52:22.589
9	1:10.343	+0.317	15:53:32.932
10	1:10.026		15:54:42.958
11	1:11.100	+1.074	15:55:54.058
12	1:11.146	+1.120	15:57:05.204
13	1:10.485	+0.459	15:58:15.689
14	1:10.386	+0.360	15:59:26.075
15	1:11.004	+0.978	16:00:37.079
<b>(40) Sean McCallion</b>			
1	1:13.237	+5.411	15:44:05.673
2	1:09.977	+2.151	15:45:15.650
3	1:09.395	+1.569	15:46:25.045
4	1:08.899	+1.073	15:47:33.944
5	1:09.731	+1.905	15:48:43.675
6	1:10.126	+2.300	15:49:53.801
7	1:20.368	+12.542	15:51:14.169
8	1:09.695	+1.869	15:52:23.864
9	1:08.540	+0.714	15:53:32.404
10	1:08.953	+1.127	15:54:41.357

Lap	Lap Tm	Diff	Time of Day
11	1:07.826		15:55:49.183
12	1:07.897	+0.071	15:56:57.080
13	1:09.805	+1.979	15:58:06.885
14	1:26.211	+18.385	15:59:33.096
15	1:10.301	+2.475	16:00:43.397
<b>(114) Brendan Ellis</b>			
1	1:15.030	+4.990	15:44:09.036
2	1:10.040		15:45:19.076
3	1:10.867	+0.827	15:46:29.943
4	1:10.452	+0.412	15:47:40.395
5	1:10.288	+0.248	15:48:50.683
6	1:13.177	+3.137	15:50:03.860
7	1:12.681	+2.641	15:51:16.541
8	1:11.046	+1.006	15:52:27.587
9	1:11.149	+1.109	15:53:38.736
10	1:11.077	+1.037	15:54:49.813
11	1:13.161	+3.121	15:56:02.974
12	1:13.196	+3.156	15:57:16.170
13	1:11.022	+0.982	15:58:27.192
14	1:11.794	+1.754	15:59:38.986
15	1:20.550	+10.510	16:00:59.536
<b>(38) Eamonn Thornton</b>			
1	1:15.825	+5.317	15:44:10.701
2	1:11.339	+0.831	15:45:22.040
3	1:10.704	+0.196	15:46:32.744
4	1:10.554	+0.046	15:47:43.298
5	1:10.508		15:48:53.806
6	1:10.583	+0.075	15:50:04.389
7	1:12.164	+1.656	15:51:16.553
8	1:11.450	+0.942	15:52:28.003
9	1:11.176	+0.668	15:53:39.179
10	1:11.644	+1.136	15:54:50.823
11	1:12.145	+1.637	15:56:02.968
12	1:13.866	+3.358	15:57:16.834
13	1:11.686	+1.178	15:58:28.520
14	1:10.950	+0.442	15:59:39.470
<b>(11) Jonathan Mannix</b>			
1	1:18.734	+7.690	15:44:13.551
2	1:15.717	+4.673	15:45:29.268
3	1:11.044		15:46:40.312
4	1:11.286	+0.242	15:47:51.598
5	1:11.234	+0.190	15:49:02.832
6	1:12.342	+1.298	15:50:15.174
7	1:13.630	+2.586	15:51:28.804
8	1:13.329	+2.285	15:52:42.133
9	1:12.360	+1.316	15:53:54.493
10	1:13.174	+2.130	15:55:07.667
11	1:14.567	+3.523	15:56:22.234
12	1:15.083	+4.039	15:57:37.317
13	1:13.195	+2.151	15:58:50.512
14	1:12.712	+1.668	16:00:03.224
<b>(48) Patrick Sheppard</b>			
1	1:19.493	+7.406	15:44:13.487
2	1:18.096	+6.009	15:45:31.583
3	1:13.169	+1.082	15:46:44.752
4	1:12.541	+0.454	15:47:57.293
5	1:13.406	+1.319	15:49:10.699
6	1:13.598	+1.511	15:50:24.297
7	1:13.335	+1.248	15:51:37.632
8	1:13.515	+1.428	15:52:51.147
9	1:12.624	+0.537	15:54:03.771
10	1:16.522	+4.435	15:55:20.293
11	1:12.466	+0.379	15:56:32.759
12	1:12.620	+0.533	15:57:45.379
13	1:12.087		15:58:57.466
14	1:12.236	+0.149	16:00:09.702
<b>(64) Norman May</b>			
1	1:19.061	+4.627	15:44:15.327
2	1:14.773	+0.339	15:45:30.100

Results provisional until the conclusion of judicial and technical matters

Orbits

Chief Timekeeper: D.Bradfield

Clerk of the Course:

Live timing available at [timing.rhwright.co.uk](http://timing.rhwright.co.uk)

[www.mylaps.com](http://www.mylaps.com)

Licensed to: R.H.Wright Timing



## Martin Donnelly Trophy Race Meeting


Formula Vee

Kirkistown 500 MRCI 1.512 miles

Race 2 (R11) Emerson Fittapaldi Trophy

24/09/2022 15:40

Race (15:00 and 1 Laps) started at 15:42:49



Lap	Lap Tm	Diff	Time of Day
3	1:15.929	+1.495	15:46:46.029
4	1:14.839	+0.405	15:48:00.868
5	1:30.354	+15.920	15:49:31.222
6	1:19.154	+4.720	15:50:50.376
7	1:16.496	+2.062	15:52:06.872
8	1:14.434		15:53:21.306
9	1:14.665	+0.231	15:54:35.971
10	1:16.186	+1.752	15:55:52.157
11	1:14.814	+0.380	15:57:06.971
12	1:21.583	+7.149	15:58:28.554
13	1:18.709	+4.275	15:59:47.263

(42) Shane O'Neil

Lap	Lap Tm	Diff	Time of Day
1	1:15.280	+6.263	15:44:09.288
2	1:10.343	+1.326	15:45:19.631
3	1:11.418	+2.401	15:46:31.049
4	1:10.265	+1.248	15:47:41.314
5	1:10.303	+1.286	15:48:51.617
6	1:10.398	+1.381	15:50:02.015
7	1:11.351	+2.334	15:51:13.366
8	1:10.710	+1.693	15:52:24.076
9	1:09.801	+0.784	15:53:33.877
10	1:09.017		15:54:42.894

(85) Niall O'Mara

Lap	Lap Tm	Diff	Time of Day
1	1:14.281	+4.756	15:44:10.821
2	1:09.525		15:45:20.146
3	1:09.595	+0.070	15:46:29.741

(17) Stephen Roche

Lap	Lap Tm	Diff	Time of Day
1	1:23.355		15:44:16.988

Lap Lap Tm Diff Time of Day

Lap Lap Tm Diff Time of Day

Results provisional until the conclusion of judicial and technical matters

Orbits

Chief Timekeeper: D.Bradfield

Clerk of the Course:

Live timing available at [timing.rhwright.co.uk](http://timing.rhwright.co.uk)

[www.mylaps.com](http://www.mylaps.com)

Licensed to: R.H.Wright Timing



# R.H.Wright Timing

## Martin Donnelly Trophy Race Meeting

Sorted on best lap time

Libre Saloons/GT/Mazda

Kirkistown 500 MRCI 1.512 miles

Qualifying (Q4)

24/09/2022 09:45

Qualifying started at 9:48:52

Pos	No.	Name	Make	Best Tm	Diff	In Lap	Best Speed	2nd Best	2nd Lap
<b>GT</b>									
1	47	Gerard O'Connell	2.9 SHP Escort	<b>58.868</b>		4	92.461	59.420	7
2	48	Paul McAlinden	2.0 SHP Supercar	<b>1:09.843</b>	10.975	4	77.932	1:10.182	3
<b>Libre Saloons</b>									
1	63	Peter Baxter	2.0t SEAT Leon	<b>1:03.555</b>		8	85.643	1:03.571	6
2	34	David McMinn	1.9d SEAT Ibiza	<b>1:07.324</b>	3.769	8	80.848	1:07.582	7
3	212	Gareth Blaine	3.0 BMW 330i	<b>1:07.444</b>	3.889	8	80.704	1:07.631	7
4	59	Ralph Jess	3.2 BMW M3	<b>1:08.112</b>	4.557	8	79.913	1:08.114	6
5	33	Donal O'Neill	1.8t SEAT Cupra	<b>1:09.156</b>	5.601	7	78.706	1:09.525	4
6	4	Peter Carvill	1.6 Vauxhall Vectra	<b>1:09.590</b>	6.035	7	78.216	1:09.860	5
7	31	Keith Wray	4.0 BMW 330i	<b>1:09.906</b>	6.351	7	77.862	1:10.747	5
8	2	Greer Wray	3.0 BMW 330i	<b>1:10.887</b>	7.332	6	76.784	1:10.983	7
<b>Mazda MX5</b>									
1	3	Gregory McMillan	1.8 Mazda MX5	<b>1:07.738</b>		8	80.354	1:08.171	6
2	14	Francis Allen	1.8 Mazda MX5	<b>1:09.997</b>	2.259	7	77.761	1:10.075	8
3	173	Gavin Kilkey	1.8 Mazda MX5	<b>1:10.121</b>	2.383	6	77.623	1:10.205	4
4	22	David Cousins	1.8 Mazda MX5	<b>1:10.141</b>	2.403	3	77.601	1:10.171	7
5	41	Damian Moran	1.8 Mazda MX5	<b>1:11.922</b>	4.184	2	75.679	1:12.158	4
6	42	Gary Moore	1.8 Mazda MX5	<b>1:22.945</b>	15.207	6	65.622	1:23.941	5
7	7	Gregory Radcliffe	1.8 Mazda MX5			0	-		0

Results provisional until the conclusion of judicial and technical matters

Orbits

Chief Timekeeper: D.Bradfield

Clerk of the Course:

Live timing available at [timing.rhwright.co.uk](http://timing.rhwright.co.uk)

[www.mylaps.com](http://www.mylaps.com)

Licensed to: R.H.Wright Timing

Printed: 24/09/2022 10:00:56



## Martin Donnelly Trophy Race Meeting


Libre Saloons/GT/Mazda

Kirkistown 500 MRCI 1.512 miles

Qualifying (Q4)

24/09/2022 09:45

Qualifying started at 9:48:52



Lap	Lap Tm	Diff	Time of Day
<b>(47) Gerard O'Connell</b>			
1	1:04.522	+5.654	9:51:40.245
2	1:01.336	+2.468	9:52:41.581
3	59.690	+0.822	9:53:41.271
4	58.868		9:54:40.139
5	1:00.102	+1.234	9:55:40.241
6	59.444	+0.576	9:56:39.685
7	59.420	+0.552	9:57:39.105
8	1:00.041	+1.173	9:58:39.146
<b>(34) David McMinn</b>			
1	1:13.533	+6.209	9:51:37.821
2	1:12.984	+5.660	9:52:50.805
3	1:09.237	+1.913	9:54:00.042
4	1:10.031	+2.707	9:55:10.073
5	1:07.869	+0.545	9:56:17.942
6	1:07.593	+0.269	9:57:25.535
7	1:07.582	+0.258	9:58:33.117
8	1:07.324		9:59:40.441
<b>(212) Gareth Blaine</b>			
1	1:13.525	+6.081	9:51:37.342
2	1:12.392	+4.948	9:52:49.734
3	1:09.896	+2.452	9:53:59.630
4	1:11.115	+3.671	9:55:10.745
5	1:08.583	+1.139	9:56:19.328
6	1:07.893	+0.449	9:57:27.221
7	1:07.631	+0.187	9:58:34.852
8	1:07.444		9:59:42.296
<b>(3) Gregory McMillan</b>			
1	1:11.203	+3.465	9:51:40.016
2	1:10.274	+2.536	9:52:50.290
3	1:08.960	+1.222	9:53:59.250
4	1:10.899	+3.161	9:55:10.149
5	1:08.901	+1.163	9:56:19.050
6	1:08.171	+0.433	9:57:27.221
7	1:08.671	+0.933	9:58:35.892
8	1:07.738		9:59:43.630
<b>(59) Ralph Jess</b>			
1	1:15.905	+7.793	9:51:44.924
2	1:11.491	+3.379	9:52:56.415
3	1:09.829	+1.717	9:54:06.244
4	1:09.257	+1.145	9:55:15.501
5	1:08.394	+0.282	9:56:23.895
6	1:08.114	+0.002	9:57:32.009
7	1:08.160	+0.048	9:58:40.169
8	1:08.112		9:59:48.281
<b>(33) Donal O'Neill</b>			
1	1:16.472	+7.316	9:51:57.076
2	1:13.334	+4.178	9:53:10.410
3	1:10.778	+1.622	9:54:21.188
4	1:09.525	+0.369	9:55:30.713
5	1:09.525	+0.369	9:56:40.238
6	1:11.584	+2.428	9:57:51.822
7	1:09.156		9:59:00.978
<b>(4) Peter Carvill</b>			
1	1:16.313	+6.723	9:52:11.496
2	1:19.634	+10.044	9:53:31.130
3	1:15.746	+6.156	9:54:46.876
4	1:12.586	+2.996	9:55:59.462
5	1:09.860	+0.270	9:57:09.322
6	1:10.524	+0.934	9:58:19.846
7	1:09.590		9:59:29.436
<b>(48) Paul McAlinden</b>			
1	1:15.543	+5.700	9:52:16.120
2	1:11.321	+1.478	9:53:27.441
3	1:10.182	+0.339	9:54:37.623
4	1:09.843		9:55:47.466

Lap	Lap Tm	Diff	Time of Day
5	1:10.717	+0.874	9:56:58.183
<b>(31) Keith Wray</b>			
1	1:15.418	+5.512	9:52:03.587
2	1:13.418	+3.512	9:53:17.005
3	1:11.636	+1.730	9:54:28.641
4	1:10.849	+0.943	9:55:39.490
5	1:10.747	+0.841	9:56:50.237
6	1:11.516	+1.610	9:58:01.753
7	1:09.906		9:59:11.659
<b>(14) Francis Allen</b>			
1	1:12.066	+2.069	9:51:49.912
2	1:10.620	+0.623	9:53:00.532
3	1:10.395	+0.398	9:54:10.927
4	1:10.185	+0.188	9:55:21.112
5	1:10.284	+0.287	9:56:31.396
6	1:10.409	+0.412	9:57:41.805
7	1:09.997		9:58:51.802
8	1:10.075	+0.078	10:00:01.877
<b>(173) Gavin Kilkey</b>			
1	1:15.559	+5.438	9:51:45.792
2	1:11.778	+1.657	9:52:57.570
3	1:10.266	+0.145	9:54:07.836
4	1:10.205	+0.084	9:55:18.041
5	1:10.373	+0.252	9:56:28.414
6	1:10.121		9:57:38.535
7	1:14.497	+4.376	9:58:53.032
8	1:10.411	+0.290	10:00:03.443
<b>(22) David Cousins</b>			
1	1:13.302	+3.161	9:51:52.610
2	1:10.233	+0.092	9:53:02.843
3	1:10.141		9:54:12.984
4	1:11.199	+1.058	9:55:24.183
5	1:11.966	+1.825	9:56:36.149
6	1:11.325	+1.184	9:57:47.474
7	1:10.171	+0.030	9:58:57.645
8	1:10.207	+0.066	10:00:07.852
<b>(2) Greer Wray</b>			
1	1:20.457	+9.570	9:52:12.075
2	1:15.346	+4.459	9:53:27.421
3	1:13.653	+2.766	9:54:41.074
4	1:11.870	+0.983	9:55:52.944
5	1:11.403	+0.516	9:57:04.347
6	1:10.887		9:58:15.234
7	1:10.983	+0.096	9:59:26.217
<b>(41) Damian Moran</b>			
1	1:15.577	+3.655	9:51:54.718
2	1:11.922		9:53:06.640
3	1:12.164	+0.242	9:54:18.804
4	1:12.158	+0.236	9:55:30.962
5	1:12.747	+0.825	9:56:43.709
6	1:12.423	+0.501	9:57:56.132
7	1:13.187	+1.265	9:59:09.319
<b>(42) Gary Moore</b>			
1	1:29.361	+6.416	9:52:20.187
2	1:27.906	+4.961	9:53:48.093
3	1:27.056	+4.111	9:55:15.149
4	1:23.988	+1.043	9:56:39.137
5	1:23.941	+0.996	9:58:03.078
6	1:22.945		9:59:26.023

Results provisional until the conclusion of judicial and technical matters

Orbits

Chief Timekeeper: D.Bradfield

Clerk of the Course:

Live timing available at [timing.rhwright.co.uk](http://timing.rhwright.co.uk)

[www.mylaps.com](http://www.mylaps.com)

Licensed to: R.H.Wright Timing



## Martin Donnelly Trophy Race Meeting

Libre Saloons/GT/Mazda

Kirkistown 500 MRCI 1.512 miles


Race 1 (R5)

24/09/2022 12:50

Race (12:00 and 1 Laps)

11	7	
	21	
10	41	42
	19	20
9	173	22
	17	18
8	14	3
	15	16
7		14
	13	48
6	47	12
	11	
5		10
	9	2
4	31	8
	7	4
3	33	6
	5	59
2	212	4
	3	34
1	63	2
	1	

POLE POSITION



Results provisional until the conclusion of judicial and technical matters

Orbits

Chief Timekeeper: D.Bradfield

Clerk of the Course:

Live timing available at [timing.rhwright.co.uk](http://timing.rhwright.co.uk)

[www.mylaps.com](http://www.mylaps.com)

Licensed to: R.H.Wright Timing

Printed: 24/09/2022 10:03:29



# R.H.Wright Timing

## Martin Donnelly Trophy Race Meeting

Sorted on Laps

Libre Saloons/GT/Mazda

Kirkistown 500 MRCI 1.512 miles

Race 1 (R5)

24/09/2022 12:50

Race (12:00 and 1 Laps) started at 12:55:06

Pos	No.	Name	Make	Laps	Total Tm	Best Tm	Best Speed	In Lap	Avg. Speed
<b>GT</b>									
1	47	Gerard O'Connell	2.9 SHP Escort	13	13:11.870	59.465	91.533	7	89.357
2	48	Paul McAlinden	2.0 SHP Supercar	12	13:38.312	1:06.208	82.211	11	79.818
<b>Libre Saloons</b>									
1	63	Peter Baxter	2.0t SEAT Leon	13	14:12.588	1:04.447	84.457	6	82.993
2	34	David McMinn	1.9d SEAT Ibiza	12	13:38.644	1:07.114	81.101	11	79.786
3	212	Gareth Blaine	3.0 BMW 330i	12	13:38.966	1:06.645	81.672	7	79.755
4	4	Peter Carvill	1.6 Vauxhall Vectra	12	13:41.317	1:06.453	81.908	11	79.526
5	33	Donal O'Neill	1.8t SEAT Cupra	12	13:42.593	1:06.935	81.318	11	79.403
6	59	Ralph Jess	3.2 BMW M3	12	13:59.847	1:07.399	80.758	8	77.772
7	31	Keith Wray	4.0 BMW 330i	12	14:12.086	1:08.992	78.893	6	76.655
8	2	Greer Wray	3.0 BMW 330i	11	13:17.098	1:10.136	77.607	6	75.114
<b>Mazda MX5</b>									
1	3	Gregory McMillan	1.8 Mazda MX5	12	13:49.885	1:07.646	80.463	7	78.705
2	14	Francis Allen	1.8 Mazda MX5	12	14:18.203	1:10.063	77.688	7	76.108
3	22	David Cousins	1.8 Mazda MX5	11	13:18.116	1:11.114	76.539	9	75.018
4	41	Damian Moran	1.8 Mazda MX5	11	13:20.776	1:11.307	76.332	3	74.769
5	173	Gavin Kilkey	1.8 Mazda MX5	11	13:29.691	1:11.267	76.375	6	73.946
6	42	Gary Moore	1.8 Mazda MX5	10	13:44.825	1:19.243	68.688	9	65.990
<b>Not classified</b>									
DNS	7	Gregory Radcliffe	1.8 Mazda MX5					0	

### Announcements

New Track Record (1:07.646) for Mazda MX5 by Gregory McMillan

Margin of Victory	Avg. Speed	Best Lap Tm	Best Speed	Best Lap by
1:00.718	89.357	59.465	91.533	47 - Gerard O'Connell

Results provisional until the conclusion of judicial and technical matters

Orbits

Chief Timekeeper: D.Bradfield

Clerk of the Course:

Live timing available at [timing.rhwright.co.uk](http://timing.rhwright.co.uk)

[www.mylaps.com](http://www.mylaps.com)

Licensed to: R.H.Wright Timing

Printed: 25/09/2022 10:47:38



## Martin Donnelly Trophy Race Meeting

Libre Saloons/GT/Mazda

Kirkistown 500 MRCI 1.512 miles

Race 1 (R5)

24/09/2022 12:50

Race (12:00 and 1 Laps) started at 12:55:06

Lap	Lap Tm	Diff	Time of Day
<b>(47) Gerard O'Connell</b>			
1	1:03.678	+4.213	12:56:14.432
2	59.984	+0.519	12:57:14.416
3	59.943	+0.478	12:58:14.359
4	59.704	+0.239	12:59:14.063
5	59.702	+0.237	13:00:13.765
6	59.946	+0.481	13:01:13.711
7	59.465		13:02:13.176
8	1:00.462	+0.997	13:03:13.638
9	1:01.343	+1.878	13:04:14.981
10	1:00.661	+1.196	13:05:15.642
11	1:00.154	+0.689	13:06:15.796
12	1:00.514	+1.049	13:07:16.310
13	1:01.664	+2.199	13:08:17.974
<b>(63) Peter Baxter</b>			
1	1:09.629	+5.182	12:56:17.877
2	1:05.641	+1.194	12:57:23.518
3	1:05.242	+0.795	12:58:28.760
4	1:04.530	+0.083	12:59:33.290
5	1:05.340	+0.893	13:00:38.630
6	1:04.447		13:01:43.077
7	1:04.920	+0.473	13:02:47.997
8	1:04.687	+0.240	13:03:52.684
9	1:04.869	+0.422	13:04:57.553
10	1:05.865	+1.418	13:06:03.418
11	1:05.534	+1.087	13:07:08.952
12	1:04.507	+0.060	13:08:13.459
13	1:05.233	+0.786	13:09:18.692
<b>(48) Paul McAlinden</b>			
1	1:15.354	+9.146	12:56:26.871
2	1:08.133	+1.925	12:57:34.804
3	1:07.227	+1.019	12:58:42.031
4	1:07.164	+0.956	12:59:49.195
5	1:07.411	+1.203	13:00:56.606
6	1:07.647	+1.439	13:02:04.253
7	1:06.674	+0.466	13:03:10.927
8	1:06.606	+0.398	13:04:17.533
9	1:06.525	+0.317	13:05:24.058
10	1:06.697	+0.489	13:06:30.755
11	1:06.208		13:07:36.963
12	1:07.453	+1.245	13:08:44.416
<b>(34) David McMinn</b>			
1	1:12.724	+5.610	12:56:21.282
2	1:07.777	+0.663	12:57:29.059
3	1:07.958	+0.844	12:58:37.017
4	1:07.611	+0.497	12:59:44.628
5	1:07.438	+0.324	13:00:52.066
6	1:07.420	+0.306	13:01:59.486
7	1:07.351	+0.237	13:03:06.837
8	1:07.256	+0.142	13:04:14.093
9	1:07.481	+0.367	13:05:21.574
10	1:07.398	+0.284	13:06:28.972
11	1:07.114		13:07:36.086
12	1:08.662	+1.548	13:08:44.748
<b>(212) Gareth Blaine</b>			
1	1:14.018	+7.373	12:56:23.488
2	1:08.068	+1.423	12:57:31.556
3	1:07.689	+1.044	12:58:39.245
4	1:07.262	+0.617	12:59:46.507
5	1:06.923	+0.278	13:00:53.430
6	1:07.721	+1.076	13:02:01.151
7	1:06.645		13:03:07.796
8	1:06.994	+0.349	13:04:14.790
9	1:07.591	+0.946	13:05:22.381
10	1:07.136	+0.491	13:06:29.517
11	1:07.677	+1.032	13:07:37.194
12	1:07.876	+1.231	13:08:45.070
<b>(4) Peter Carvill</b>			

Lap	Lap Tm	Diff	Time of Day
1	1:15.387	+8.934	12:56:25.490
2	1:08.575	+2.122	12:57:34.065
3	1:07.482	+1.029	12:58:41.547
4	1:07.406	+0.953	12:59:48.953
5	1:06.673	+0.220	13:00:55.626
6	1:07.154	+0.701	13:02:02.780
7	1:06.997	+0.544	13:03:09.777
8	1:07.514	+1.061	13:04:17.291
9	1:06.722	+0.269	13:05:24.013
10	1:08.542	+2.089	13:06:32.555
11	1:06.453		13:07:39.008
12	1:08.413	+1.960	13:08:47.421
<b>(33) Donal O'Neill</b>			
1	1:14.532	+7.597	12:56:24.331
2	1:08.516	+1.581	12:57:32.847
3	1:07.434	+0.499	12:58:40.281
4	1:07.416	+0.481	12:59:47.697
5	1:07.142	+0.207	13:00:54.839
6	1:09.482	+2.547	13:02:04.321
7	1:07.578	+0.643	13:03:11.899
8	1:07.677	+0.742	13:04:19.576
9	1:07.242	+0.307	13:05:26.818
10	1:07.351	+0.416	13:06:34.169
11	1:06.935		13:07:41.104
12	1:07.593	+0.658	13:08:48.697
<b>(3) Gregory McMillan</b>			
1	1:15.864	+8.218	12:56:27.147
2	1:08.950	+1.304	12:57:36.097
3	1:07.940	+0.294	12:58:44.037
4	1:07.716	+0.070	12:59:51.753
5	1:07.806	+0.160	13:00:59.559
6	1:08.299	+0.653	13:02:07.858
7	1:07.646		13:03:15.504
8	1:07.875	+0.229	13:04:23.379
9	1:07.962	+0.316	13:05:31.341
10	1:08.024	+0.378	13:06:39.365
11	1:07.825	+0.179	13:07:47.190
12	1:08.799	+1.153	13:08:55.989
<b>(59) Ralph Jess</b>			
1	1:20.039	+12.640	12:56:29.889
2	1:09.832	+2.433	12:57:39.721
3	1:09.701	+2.302	12:58:49.422
4	1:09.236	+1.837	12:59:58.658
5	1:07.661	+0.262	13:01:06.319
6	1:07.409	+0.010	13:02:13.728
7	1:07.682	+0.283	13:03:21.410
8	1:07.399		13:04:28.809
9	1:10.170	+2.771	13:05:38.979
10	1:08.886	+1.487	13:06:47.865
11	1:08.791	+1.392	13:07:56.656
12	1:09.295	+1.896	13:09:05.951
<b>(31) Keith Wray</b>			
1	1:16.771	+7.779	12:56:27.061
2	1:12.068	+3.076	12:57:39.129
3	1:09.608	+0.616	12:58:48.737
4	1:09.641	+0.649	12:59:58.378
5	1:09.976	+0.984	13:01:08.354
6	1:08.992		13:02:17.346
7	1:10.094	+1.102	13:03:27.440
8	1:11.423	+2.431	13:04:38.863
9	1:10.470	+1.478	13:05:49.333
10	1:09.649	+0.657	13:06:58.982
11	1:10.140	+1.148	13:08:09.122
12	1:09.068	+0.076	13:09:18.190
<b>(14) Francis Allen</b>			
1	1:16.952	+6.889	12:56:28.437
2	1:10.809	+0.746	12:57:39.246
3	1:11.503	+1.440	12:58:50.749
4	1:10.221	+0.158	13:00:00.970

Lap	Lap Tm	Diff	Time of Day
5	1:10.522	+0.459	13:01:11.492
6	1:10.604	+0.541	13:02:22.096
7	1:10.063		13:03:32.159
8	1:10.393	+0.330	13:04:42.552
9	1:10.429	+0.366	13:05:52.981
10	1:10.254	+0.191	13:07:03.235
11	1:10.317	+0.254	13:08:13.552
12	1:10.755	+0.692	13:09:24.307
<b>(2) Greer Wray</b>			
1	1:20.265	+10.129	12:56:30.697
2	1:10.841	+0.705	12:57:41.538
3	1:11.296	+1.160	12:58:52.834
4	1:11.172	+1.036	13:00:04.006
5	1:10.457	+0.321	13:01:14.463
6	1:10.136		13:02:24.599
7	1:10.245	+0.109	13:03:34.844
8	1:11.359	+1.223	13:04:46.203
9	1:12.704	+2.568	13:05:58.907
10	1:11.829	+1.693	13:07:10.736
11	1:12.466	+2.330	13:08:23.202
<b>(22) David Cousins</b>			
1	1:17.861	+6.747	12:56:30.464
2	1:11.144	+0.030	12:57:41.608
3	1:11.318	+0.204	12:58:52.926
4	1:11.756	+0.642	13:00:04.682
5	1:11.523	+0.409	13:01:16.205
6	1:11.670	+0.556	13:02:27.875
7	1:11.274	+0.160	13:03:39.149
8	1:11.164	+0.050	13:04:50.313
9	1:11.114		13:06:01.427
10	1:11.292	+0.178	13:07:12.719
11	1:11.501	+0.387	13:08:24.220
<b>(41) Damian Moran</b>			
1	1:16.834	+5.527	12:56:29.166
2	1:12.063	+0.756	12:57:41.229
3	1:11.307		12:58:52.536
4	1:11.833	+0.526	13:00:04.369
5	1:11.680	+0.373	13:01:16.049
6	1:11.420	+0.113	13:02:27.469
7	1:11.715	+0.408	13:03:39.184
8	1:12.254	+0.947	13:04:51.438
9	1:11.906	+0.599	13:06:03.344
10	1:11.447	+0.140	13:07:14.791
11	1:12.089	+0.782	13:08:26.880
<b>(173) Gavin Kilkey</b>			
1	1:17.877	+6.610	12:56:29.764
2	1:11.904	+0.637	12:57:41.668
3	1:11.905	+0.638	12:58:53.573
4	1:11.434	+0.167	13:00:05.007
5	1:11.452	+0.185	13:01:16.459
6	1:11.267		13:02:27.726
7	1:11.596	+0.329	13:03:39.322
8	1:12.896	+1.629	13:04:52.218
9	1:11.470	+0.203	13:06:03.688
10	1:20.379	+9.112	13:07:24.067
11	1:11.728	+0.461	13:08:35.795
<b>(42) Gary Moore</b>			
1	1:27.216	+7.973	12:56:39.935
2	1:23.585	+4.342	12:58:03.520
3	1:22.509	+3.266	12:59:26.029
4	1:21.006	+1.763	13:00:47.035
5	1:20.488	+1.245	13:02:07.523
6	1:22.200	+2.957	13:03:29.723
7	1:21.288	+2.045	13:04:51.011
8	1:19.774	+0.531	13:06:10.785
9	1:19.243		13:07:30.028
10	1:20.901	+1.658	13:08:50.929

Results provisional until the conclusion of judicial and technical matters

Orbits

Chief Timekeeper: D.Bradfield

Clerk of the Course:

Live timing available at [timing.rhwright.co.uk](http://timing.rhwright.co.uk)

[www.mylaps.com](http://www.mylaps.com)

Printed: 25/09/2022 11:04:22

Licensed to: R.H.Wright Timing





## Martin Donnelly Trophy Race Meeting

Libre Saloons/GT/Mazda

Kirkistown 500 MRCI 1.512 miles


Race 2 (R14)

24/09/2022 17:10

Race (12:00 and 1 Laps)

9	7	
	17	
8	14	3
	15	16
7	41	22
	13	14
6	42	173
	11	12
5	47	48
	9	10
4	31	2
	7	8
3	33	4
	5	6
2	212	59
	3	4
1	63	34
	1	2

POLE POSITION



Results provisional until the conclusion of judicial and technical matters

Orbits

Chief Timekeeper: D.Bradfield

Clerk of the Course:

Live timing available at [timing.rhwright.co.uk](http://timing.rhwright.co.uk)

[www.mylaps.com](http://www.mylaps.com)

Licensed to: R.H.Wright Timing

Printed: 24/09/2022 14:13:22



## Martin Donnelly Trophy Race Meeting

Sorted on Laps

Libre Saloons/GT/Mazda

Kirkistown 500 MRCI 1.512 miles

Race 2 (R14)

24/09/2022 17:10

Race (12:00 and 1 Laps) started at 17:16:36

Pos	No.	Name	Make	Laps	Total Tm	Best Tm	Best Speed	In Lap	Avg. Speed
<b>GT</b>									
1	47	Gerard O'Connell	2.9 SHP Escort	12	13:11.782	<b>59.597</b>	91.330	1	82.493
2	48	Paul McAlinden	2.0 SHP Supercar	11	13:44.905	<b>1:07.610</b>	80.506	5	72.582
<b>Libre Saloons</b>									
1	4	Peter Carvill	1.6 Vauxhall Vectra	11	13:31.441	<b>1:06.053</b>	82.404	5	73.786
2	34	David McMinn	1.9d SEAT Ibiza	11	13:34.513	<b>1:07.256</b>	80.930	7	73.508
3	33	Donal O'Neill	1.8t SEAT Cupra	11	13:47.883	<b>1:07.356</b>	80.810	4	72.321
4	59	Ralph Jess	3.2 BMW M3	11	13:55.530	<b>1:07.224</b>	80.968	11	71.659
5	31	Keith Wray	4.0 BMW 330i	11	14:07.871	<b>1:09.289</b>	78.555	5	70.616
6	2	Greer Wray	3.0 BMW 330i	10	13:29.991	<b>1:10.631</b>	77.063	3	67.199
<b>Not classified</b>									
DNS	63	Peter Baxter	2.0t SEAT Leon				-	0	-
DNS	212	Gareth Blaine	3.0 BMW 330i				-	0	-
<b>Mazda MX5</b>									
1	3	Gregory McMillan	1.8 Mazda MX5	11	13:55.400	<b>1:07.691</b>	80.410	4	71.670
2	22	David Cousins	1.8 Mazda MX5	11	14:18.296	<b>1:10.371</b>	77.347	11	69.758
3	14	Francis Allen	1.8 Mazda MX5	11	14:18.800	<b>1:09.983</b>	77.776	9	69.717
4	41	Damian Moran	1.8 Mazda MX5	10	13:19.333	<b>1:11.505</b>	76.121	8	68.095
5	42	Gary Moore	1.8 Mazda MX5	9	13:31.318	<b>1:18.721</b>	69.143	8	60.380
6	173	Gavin Kilkey	1.8 Mazda MX5	9	13:49.851	<b>1:10.542</b>	77.160	2	59.031

### Announcements

New Track Record (1:07.691) for Mazda MX5 by Gregory McMillan.

Margin of Victory	Avg. Speed	Best Lap Tm	Best Speed	Best Lap by
1 Lap	82.493	59.597	91.330	47 - Gerard O'Connell

Results provisional until the conclusion of judicial and technical matters

Orbits

Chief Timekeeper: D.Bradfield

Clerk of the Course:

Live timing available at [timing.rhwright.co.uk](http://timing.rhwright.co.uk)

[www.mylaps.com](http://www.mylaps.com)

Licensed to: R.H.Wright Timing

Printed: 24/09/2022 17:31:26



## Martin Donnelly Trophy Race Meeting

Libre Saloons/GT/Mazda

Kirkstown 500 MRCI 1.512 miles

Race 2 (R14)

24/09/2022 17:10

Race (12:00 and 1 Laps) started at 17:16:36

Lap	Lap Tm	Diff	Time of Day
(47) Gerard O'Connell			
1	59.597		17:18:37.108
2	59.936	+0.339	17:19:37.044
3	1:01.157	+1.560	17:20:38.201
4	1:00.441	+0.844	17:21:38.642
5	1:00.182	+0.585	17:22:38.824
6	1:02.412	+2.815	17:23:41.236
7	1:03.041	+3.444	17:24:44.277
8	1:03.503	+3.906	17:25:47.780
9	59.838	+0.241	17:26:47.618
10	1:00.765	+1.168	17:27:48.383
11	59.733	+0.136	17:28:48.116
12	1:00.361	+0.764	17:29:48.477

Lap	Lap Tm	Diff	Time of Day
(4) Peter Carvill			
1	1:09.637	+3.584	17:18:59.682
2	1:07.916	+1.863	17:20:07.598
3	1:07.411	+1.358	17:21:15.009
4	1:06.367	+0.314	17:22:21.376
5	1:06.053		17:23:27.429
6	1:06.801	+0.748	17:24:34.230
7	1:06.327	+0.274	17:25:40.557
8	1:06.588	+0.535	17:26:47.145
9	1:06.254	+0.201	17:27:53.399
10	1:07.111	+1.058	17:29:00.510
11	1:07.626	+1.573	17:30:08.136

Lap	Lap Tm	Diff	Time of Day
(34) David McMinn			
1	1:08.217	+0.981	17:18:53.196
2	1:08.237	+0.981	17:20:01.433
3	1:07.768	+0.512	17:21:09.201
4	1:07.671	+0.415	17:22:16.872
5	1:07.558	+0.302	17:23:24.430
6	1:08.863	+1.607	17:24:33.293
7	1:07.256		17:25:40.549
8	1:08.480	+1.224	17:26:49.029
9	1:07.350	+0.094	17:27:56.379
10	1:07.349	+0.093	17:29:03.728
11	1:07.480	+0.224	17:30:11.208

Lap	Lap Tm	Diff	Time of Day
(48) Paul McAlinden			
1	1:10.605	+2.995	17:19:01.061
2	1:08.753	+1.143	17:20:09.814
3	1:07.952	+0.342	17:21:17.766
4	1:08.028	+0.418	17:22:25.794
5	1:07.610		17:23:33.404
6	1:09.117	+1.507	17:24:42.521
7	1:07.703	+0.093	17:25:50.224
8	1:07.648	+0.038	17:26:57.872
9	1:07.856	+0.246	17:28:05.728
10	1:07.736	+0.126	17:29:13.464
11	1:08.136	+0.526	17:30:21.600

Lap	Lap Tm	Diff	Time of Day
(33) Donal O'Neill			
1	1:14.855	+7.499	17:19:05.489
2	1:07.587	+0.231	17:20:13.076
3	1:07.725	+0.369	17:21:20.801
4	1:07.356		17:22:28.157
5	1:07.453	+0.097	17:23:35.610
6	1:07.390	+0.034	17:24:43.000
7	1:08.289	+0.933	17:25:51.289
8	1:07.476	+0.120	17:26:58.765
9	1:09.630	+2.274	17:28:08.395
10	1:07.883	+0.527	17:29:16.278
11	1:08.300	+0.944	17:30:24.578

Lap	Lap Tm	Diff	Time of Day
(3) Gregory McMillan			
1	1:12.795	+5.104	17:19:06.565
2	1:08.170	+0.479	17:20:14.735
3	1:09.636	+1.945	17:21:24.371
4	1:07.691		17:22:32.062
5	1:07.980	+0.289	17:23:40.042
6	1:10.519	+2.828	17:24:50.561

Lap	Lap Tm	Diff	Time of Day
7	1:08.446	+0.755	17:25:59.007
8	1:08.687	+0.996	17:27:07.694
9	1:08.193	+0.502	17:28:15.887
10	1:08.082	+0.391	17:29:23.969
11	1:08.126	+0.435	17:30:32.095

Lap	Lap Tm	Diff	Time of Day
(59) Ralph Jess			
1	1:13.930	+6.706	17:19:08.457
2	1:10.119	+2.895	17:20:18.576
3	1:08.256	+1.032	17:21:26.832
4	1:09.365	+2.141	17:22:36.197
5	1:09.764	+2.540	17:23:45.961
6	1:07.869	+0.645	17:24:53.830
7	1:07.862	+0.638	17:26:01.692
8	1:07.821	+0.597	17:27:09.513
9	1:07.297	+0.073	17:28:16.810
10	1:08.191	+0.967	17:29:25.001
11	1:07.224		17:30:32.225


Lap	Lap Tm	Diff	Time of Day
(31) Keith Wray			
1	1:11.872	+2.583	17:19:02.086
2	1:09.652	+0.363	17:20:11.738
3	1:09.295	+0.006	17:21:21.033
4	1:09.710	+0.421	17:22:30.743
5	1:09.289		17:23:40.032
6	1:10.434	+1.145	17:24:50.466
7	1:10.744	+1.455	17:26:01.210
8	1:10.165	+0.876	17:27:11.375
9	1:11.423	+2.134	17:28:22.798
10	1:11.291	+2.002	17:29:34.089
11	1:10.477	+1.188	17:30:44.566

Lap	Lap Tm	Diff	Time of Day
(22) David Cousins			
1	1:10.518	+0.147	17:19:03.659
2	1:10.959	+0.588	17:20:14.618
3	1:10.754	+0.383	17:21:25.372
4	1:11.303	+0.932	17:22:36.675
5	1:12.306	+1.935	17:23:48.981
6	1:10.668	+0.297	17:24:59.649
7	1:11.515	+1.144	17:26:11.164
8	1:11.903	+1.532	17:27:23.067
9	1:10.448	+0.077	17:28:33.515
10	1:11.105	+0.734	17:29:44.620
11	1:10.371		17:30:54.991

Lap	Lap Tm	Diff	Time of Day
(14) Francis Allen			
1	1:15.127	+5.144	17:19:09.789
2	1:10.379	+0.396	17:20:20.168
3	1:11.340	+1.357	17:21:31.508
4	1:10.298	+0.315	17:22:41.806
5	1:10.487	+0.504	17:23:52.293
6	1:10.160	+0.177	17:25:02.453
7	1:10.324	+0.341	17:26:12.777
8	1:10.769	+0.786	17:27:23.546
9	1:09.983		17:28:33.529
10	1:11.552	+1.569	17:29:45.081
11	1:10.414	+0.431	17:30:55.495

Lap	Lap Tm	Diff	Time of Day
(41) Damian Moran			
1	1:13.767	+2.262	17:19:07.397
2	1:12.381	+0.876	17:20:19.778
3	1:12.150	+0.645	17:21:31.928
4	1:11.681	+0.176	17:22:43.609
5	1:13.193	+1.688	17:23:56.802
6	1:11.633	+0.128	17:25:08.435
7	1:11.548	+0.043	17:26:19.983
8	1:11.505		17:27:31.488
9	1:12.459	+0.954	17:28:43.947
10	1:12.081	+0.576	17:29:56.028

Lap	Lap Tm	Diff	Time of Day
(2) Greer Wray			
1	1:13.172	+2.541	17:19:03.120
2	1:11.048	+0.417	17:20:14.168
3	1:10.631		17:21:24.799



Lap	Lap Tm	Diff	Time of Day
4	1:11.092	+0.461	17:22:35.891
5	1:12.157	+1.526	17:23:48.048
6	1:11.344	+0.713	17:24:59.392
7	1:11.121	+0.490	17:26:10.513
8	1:13.542	+2.911	17:27:24.055
9	1:20.678	+10.047	17:28:44.733
10	1:21.953	+11.322	17:30:06.686

Lap	Lap Tm	Diff	Time of Day
(42) Gary Moore			
1	1:21.203	+2.482	17:19:23.725
2	1:21.126	+2.405	17:20:44.851
3	1:19.595	+0.874	17:22:04.446
4	1:18.901	+0.180	17:23:23.347
5	1:21.441	+2.720	17:24:44.788
6	1:23.226	+4.505	17:26:08.014
7	1:22.046	+3.325	17:27:30.060
8	1:18.721		17:28:48.781
9	1:19.232	+0.511	17:30:08.013

Lap	Lap Tm	Diff	Time of Day
(173) Gavin Kilkey			
1	1:14.326	+3.784	17:19:10.526
2	1:10.542		17:20:21.068
3	1:10.815	+0.273	17:21:31.883
4	1:10.935	+0.393	17:22:42.818
p5	2:02.842	+52.300	17:24:45.660
6	1:43.897	+33.355	17:26:29.557
7	1:17.642	+7.100	17:27:47.199
8	1:18.679	+8.137	17:29:05.878
9	1:20.668	+10.126	17:30:26.546

Results provisional until the conclusion of judicial and technical matters

Orbits

Chief Timekeeper: D.Bradfield

Clerk of the Course:

Live timing available at [timing.rhwright.co.uk](http://timing.rhwright.co.uk)

[www.mylaps.com](http://www.mylaps.com)

Licensed to: R.H.Wright Timing



# R.H.Wright Timing

## Martin Donnelly Trophy Race Meeting

Sorted on best lap time

NI Sevens

Kirkistown 500 MRCI 1.512 miles

Qualifying (Q2)

24/09/2022 09:05

Qualifying started at 9:17:58

Pos	No.	Name	Make	Best Tm	Diff	In Lap	Best Speed	2nd Best	2nd Lap
1	25	Graham Moore	1.0 GMS Honda	<b>1:04.574</b>		6	84.291	1:04.605	5
2	34	Mark Francis	1.0 Locost Honda	<b>1:05.492</b>	0.918	6	83.110	1:05.868	7
3	146	David Mutch	1.0 GMS Honda	<b>1:05.776</b>	1.202	7	82.751	1:06.670	4
4	15	Paul Thompson	1.0 Striker Honda	<b>1:05.929</b>	1.355	5	82.559	1:05.976	4
5	44	Richard Francis	1.0 Locost Honda	<b>1:06.339</b>	1.765	6	82.049	1:06.606	5
6	917	Jimmy Dougan	1.0 Locost Honda	<b>1:07.472</b>	2.898	7	80.671	1:07.474	5
7	50	Richard Morgan	1.0 Westfield Honda	<b>1:08.136</b>	3.562	5	79.885	1:08.474	7
8	259	Robert Knowles	1.0 Westfield Honda	<b>1:18.771</b>	14.197	2	69.099	1:19.840	1
9	303	Brian Crawford	1.0 Vortex Honda			0	-		0
10	636	Kevin O'Neill	1.0 Westfield Honda			0	-		0

Results provisional until the conclusion of judicial and technical matters

Orbits

Chief Timekeeper: D.Bradfield

Clerk of the Course:

Live timing available at [timing.rhwright.co.uk](http://timing.rhwright.co.uk)

[www.mylaps.com](http://www.mylaps.com)

Licensed to: R.H.Wright Timing

Printed: 24/09/2022 09:30:37



## Martin Donnelly Trophy Race Meeting

NI Sevens

Kirkistown 500 MRCI 1.512 miles

Qualifying (Q2)

24/09/2022 09:05

Qualifying started at 9:17:58

Lap	Lap Tm	Diff	Time of Day	Lap	Lap Tm	Diff	Time of Day	Lap	Lap Tm	Diff	Time of Day
<b>(25) Graham Moore</b>											
1	1:06.477	+1.903	9:21:26.823								
2	1:05.118	+0.544	9:22:31.941								
3	1:04.708	+0.134	9:23:36.649								
4	1:06.920	+2.346	9:24:43.569								
5	1:04.605	+0.031	9:25:48.174								
6	1:04.574		9:26:52.748								
7	1:05.534	+0.960	9:27:58.282								
8	1:04.886	+0.312	9:29:03.168								
<b>(34) Mark Francis</b>											
1	1:10.455	+4.963	9:21:48.489								
2	1:08.887	+3.395	9:22:57.356								
3	1:07.793	+2.301	9:24:05.149								
4	1:14.283	+8.791	9:25:19.432								
5	1:06.885	+1.393	9:26:26.317								
6	1:05.492		9:27:31.809								
7	1:05.868	+0.376	9:28:37.677								
<b>(146) David Mutch</b>											
1	1:08.092	+2.316	9:21:30.002								
2	1:07.597	+1.821	9:22:37.599								
3	1:21.178	+15.402	9:23:58.777								
4	1:06.670	+0.894	9:25:05.447								
5	1:06.854	+1.078	9:26:12.301								
6	1:07.456	+1.680	9:27:19.757								
7	1:05.776		9:28:25.533								
<b>(15) Paul Thompson</b>											
1	1:07.767	+1.838	9:21:29.948								
2	1:07.111	+1.182	9:22:37.059								
3	1:06.149	+0.220	9:23:43.208								
4	1:05.976	+0.047	9:24:49.184								
5	1:05.929		9:25:55.113								
6	1:06.818	+0.889	9:27:01.931								
7	1:05.586	-0.343	9:28:07.517								
8	1:07.786	+1.857	9:29:15.303								
<b>(44) Richard Francis</b>											
1	1:11.810	+5.471	9:21:50.996								
2	1:08.253	+1.914	9:22:59.249								
3	1:07.898	+1.559	9:24:07.147								
4	1:07.313	+0.974	9:25:14.460								
5	1:06.606	+0.267	9:26:21.066								
6	1:06.339		9:27:27.405								
7	1:07.062	+0.723	9:28:34.467								
<b>(917) Jimmy Dougan</b>											
1	1:10.105	+2.633	9:21:33.912								
2	1:10.207	+2.735	9:22:44.119								
3	1:09.496	+2.024	9:23:53.615								
4	1:08.438	+0.966	9:25:02.053								
5	1:07.474	+0.002	9:26:09.527								
6	1:08.555	+1.083	9:27:18.082								
7	1:07.472		9:28:25.554								
<b>(50) Richard Morgan</b>											
1	1:12.564	+4.428	9:21:44.521								
2	1:09.322	+1.186	9:22:53.843								
3	1:09.289	+1.153	9:24:03.132								
4	1:12.047	+3.911	9:25:15.179								
5	1:08.136		9:26:23.315								
6	1:09.527	+1.391	9:27:32.842								
7	1:08.474	+0.338	9:28:41.316								
<b>(259) Robert Knowles</b>											
1	1:19.840	+1.069	9:22:05.864								
2	1:18.771		9:23:24.635								
3	1:20.748	+1.977	9:24:45.383								
4	1:21.239	+2.468	9:26:06.622								
5	1:20.395	+1.624	9:27:27.017								
6	1:23.707	+4.936	9:28:50.724								

Results provisional until the conclusion of judicial and technical matters

Orbits

Chief Timekeeper: D.Bradfield

Clerk of the Course:

Live timing available at [timing.rhwright.co.uk](http://timing.rhwright.co.uk)

[www.mylaps.com](http://www.mylaps.com)

Licensed to: R.H.Wright Timing



## Martin Donnelly Trophy Race Meeting

NI Sevens

Kirkistown 500 MRCI 1.512 miles

Race 1 (R2)

24/09/2022 11:30

Race (12:00 and 1 Laps)

5	303	636
	9	10
4	50	259
	7	8
3	44	917
	5	6
2	146	15
	3	4
1	25	34
	1	2

POLE POSITION

Results provisional until the conclusion of judicial and technical matters

Orbits

Chief Timekeeper: D.Bradfield

Clerk of the Course:

Live timing available at [timing.rhwright.co.uk](http://timing.rhwright.co.uk)

[www.mylaps.com](http://www.mylaps.com)

Licensed to: R.H.Wright Timing



## Martin Donnelly Trophy Race Meeting

Sorted on Laps

NI Sevens

Kirkistown 500 MRCI 1.512 miles

Race 1 (R2)

24/09/2022 11:30

Race (12:00 and 1 Laps) started at 11:36:28

Pos	No.	Name	Make	Laps	Total Tm	Best Tm	Best Speed	In Lap	Avg. Speed
1	25	Graham Moore	1.0 GMS Honda	13	14:03.037	1:03.586	85.601	2	83.934
2	44	Richard Francis	1.0 Locost Honda	13	14:03.675	1:03.861	85.232	13	83.870
3	34	Mark Francis	1.0 Locost Honda	13	14:04.137	1:03.731	85.406	6	83.824
4	15	Paul Thompson	1.0 Striker Honda	13	14:04.617	1:04.015	85.027	12	83.777
5	50	Richard Morgan	1.0 Westfield Honda	13	14:21.211	1:04.070	84.954	7	82.163
6	146	David Mutch	1.0 GMS Honda	13	14:24.036	1:04.094	84.922	3	81.894
7	917	Jimmy Dougan	1.0 Locost Honda	13	14:34.122	1:05.802	82.718	13	80.949
8	259	Robert Knowles	1.0 Westfield Honda	12	14:46.026	1:12.296	75.288	3	73.718
<b>Not classified</b>									
DNF	303	Brian Crawford	1.0 Vortex Honda	6	7:29.337	1:10.365	77.354	5	72.681

Margin of Victory

Avg. Speed

Best Lap Tm

Best Speed

Best Lap by

0.638

83.934

1:03.586

85.601

25 - Graham Moore

Results provisional until the conclusion of judicial and technical matters

Orbits

Chief Timekeeper: D.Bradfield

Clerk of the Course:

Live timing available at [timing.rhwright.co.uk](http://timing.rhwright.co.uk)

[www.mylaps.com](http://www.mylaps.com)

Licensed to: R.H.Wright Timing

Printed: 24/09/2022 11:51:56



## Martin Donnelly Trophy Race Meeting


NI Sevens

Kirkistown 500 MRCI 1.512 miles

Race 1 (R2)

24/09/2022 11:30

Race (12:00 and 1 Laps) started at 11:36:28



Lap	Lap Tm	Diff	Time of Day
<b>(25) Graham Moore</b>			
1	1:10.286	+6.700	11:37:38.386
2	1:03.586		11:38:41.972
3	1:04.238	+0.652	11:39:46.210
4	1:04.726	+1.140	11:40:50.936
5	1:04.127	+0.541	11:41:55.063
6	1:03.898	+0.312	11:42:58.961
7	1:03.610	+0.024	11:44:02.571
8	1:03.693	+0.107	11:45:06.264
9	1:05.290	+1.704	11:46:11.554
10	1:05.396	+1.810	11:47:16.950
11	1:04.788	+1.202	11:48:21.738
12	1:04.690	+1.104	11:49:26.428
13	1:04.655	+1.069	11:50:31.083

Lap	Lap Tm	Diff	Time of Day
<b>(44) Richard Francis</b>			
1	1:08.088	+4.237	11:37:37.115
2	1:04.380	+0.519	11:38:41.495
3	1:04.640	+0.779	11:39:46.135
4	1:05.490	+1.629	11:40:51.625
5	1:04.522	+0.661	11:41:56.147
6	1:03.910	+0.049	11:43:00.057
7	1:04.412	+0.551	11:44:04.469
8	1:05.380	+1.519	11:45:09.849
9	1:04.660	+0.799	11:46:14.509
10	1:04.390	+0.529	11:47:18.899
11	1:04.525	+0.664	11:48:23.424
12	1:04.436	+0.575	11:49:27.860
13	1:03.861		11:50:31.721

Lap	Lap Tm	Diff	Time of Day
<b>(34) Mark Francis</b>			
1	1:09.263	+5.532	11:37:37.310
2	1:04.621	+0.890	11:38:41.931
3	1:04.745	+1.014	11:39:46.676
4	1:05.781	+2.050	11:40:52.457
5	1:04.372	+0.641	11:41:56.829
6	1:03.731		11:43:00.560
7	1:04.098	+0.367	11:44:04.658
8	1:05.362	+1.631	11:45:10.020
9	1:04.990	+1.259	11:46:15.010
10	1:04.234	+0.503	11:47:19.244
11	1:04.326	+0.595	11:48:23.570
12	1:04.585	+0.854	11:49:28.155
13	1:04.028	+0.297	11:50:32.183

Lap	Lap Tm	Diff	Time of Day
<b>(15) Paul Thompson</b>			
1	1:08.787	+4.772	11:37:37.555
2	1:04.243	+0.228	11:38:41.798
3	1:04.447	+0.432	11:39:46.245
4	1:05.900	+1.885	11:40:52.145
5	1:04.715	+0.700	11:41:56.860
6	1:04.335	+0.320	11:43:01.195
7	1:05.089	+1.074	11:44:06.284
8	1:04.872	+0.857	11:45:11.156
9	1:04.605	+0.590	11:46:15.761
10	1:04.304	+0.289	11:47:20.065
11	1:04.303	+0.288	11:48:24.368
12	1:04.015		11:49:28.383
13	1:04.280	+0.265	11:50:32.663

Lap	Lap Tm	Diff	Time of Day
<b>(50) Richard Morgan</b>			
1	1:10.067	+5.997	11:37:39.536
2	1:04.829	+0.759	11:38:44.365
3	1:05.141	+1.071	11:39:49.506
4	1:05.069	+0.999	11:40:54.575
5	1:04.999	+0.929	11:41:59.574
6	1:04.486	+0.416	11:43:04.060
7	1:04.070		11:44:08.130
8	1:04.134	+0.064	11:45:12.264
9	1:05.103	+1.033	11:46:17.367
10	1:05.845	+1.775	11:47:23.212
11	1:06.783	+2.713	11:48:29.995
12	1:13.555	+9.485	11:49:43.550

Lap	Lap Tm	Diff	Time of Day
<b>(146) David Mutch</b>			
13	1:05.707	+1.637	11:50:49.257
1	1:09.668	+5.574	11:37:38.309
2	1:04.366	+0.272	11:38:42.675
3	1:04.094		11:39:46.769
4	1:05.836	+1.742	11:40:52.605
5	1:04.703	+0.609	11:41:57.308
6	1:04.497	+0.403	11:43:01.805
7	1:04.953	+0.859	11:44:06.758
8	1:07.654	+3.560	11:45:14.412
9	1:09.720	+5.626	11:46:24.132
10	1:08.285	+4.191	11:47:32.417
11	1:05.949	+1.855	11:48:38.366
12	1:06.691	+2.597	11:49:45.057
13	1:07.025	+2.931	11:50:52.082

Lap	Lap Tm	Diff	Time of Day
<b>(917) Jimmy Dougan</b>			
1	1:11.423	+5.621	11:37:40.612
2	1:11.758	+5.956	11:38:52.370
3	1:06.241	+0.439	11:39:58.611
4	1:06.132	+0.330	11:41:04.743
5	1:06.548	+0.746	11:42:11.291
6	1:06.829	+1.027	11:43:18.120
7	1:06.049	+0.247	11:44:24.169
8	1:06.714	+0.912	11:45:30.883
9	1:06.264	+0.462	11:46:37.147
10	1:05.947	+0.145	11:47:43.094
11	1:05.975	+0.173	11:48:49.069
12	1:07.297	+1.495	11:49:56.366
13	1:05.802		11:51:02.168

Lap	Lap Tm	Diff	Time of Day
<b>(259) Robert Knowles</b>			
1	1:16.742	+4.446	11:37:47.132
2	1:15.332	+3.036	11:39:02.464
3	1:12.296		11:40:14.760
4	1:12.441	+0.145	11:41:27.201
5	1:13.822	+1.526	11:42:41.023
6	1:12.479	+0.183	11:43:53.502
7	1:12.405	+0.109	11:45:05.907
8	1:13.833	+1.537	11:46:19.740
9	1:15.169	+2.873	11:47:34.909
10	1:13.096	+0.800	11:48:48.005
11	1:13.491	+1.195	11:50:01.496
12	1:12.576	+0.280	11:51:14.072

Lap	Lap Tm	Diff	Time of Day
<b>(303) Brian Crawford</b>			
1	1:17.005	+6.640	11:37:47.777
2	1:15.842	+5.477	11:39:03.619
3	1:18.783	+8.418	11:40:22.402
4	1:10.794	+0.429	11:41:33.196
5	1:10.365		11:42:43.561
6	1:13.822	+3.457	11:43:57.383

Results provisional until the conclusion of judicial and technical matters

Orbits

Chief Timekeeper: D.Bradfield

Clerk of the Course:

Live timing available at [timing.rhwright.co.uk](http://timing.rhwright.co.uk)

[www.mylaps.com](http://www.mylaps.com)

Licensed to: R.H.Wright Timing





## Martin Donnelly Trophy Race Meeting

NI Sevens

Kirkistown 500 MRCI 1.512 miles

Race 2 (R10)

24/09/2022 15:10

Race (12:00 and 1 Laps)

5	303	636
	9	10
4	50	259
	7	8
3	146	917
	5	6
2	15	44
	3	4
1	25	34
	1	2

POLE POSITION

Results provisional until the conclusion of judicial and technical matters

Orbits

Chief Timekeeper: D.Bradfield

Clerk of the Course:

Live timing available at [timing.rhwright.co.uk](http://timing.rhwright.co.uk)

[www.mylaps.com](http://www.mylaps.com)

Licensed to: R.H.Wright Timing



# R.H.Wright Timing

## Martin Donnelly Trophy Race Meeting

Sorted on Laps

NI Sevens

Kirkistown 500 MRCI 1.512 miles

Race 2 (R10)

24/09/2022 15:10

Race (12:00 and 1 Laps) started at 15:19:04

Pos	No.	Name	Make	Laps	Total Tm	Best Tm	Best Speed	In Lap	Avg. Speed
1	25	Graham Moore	1.0 GMS Honda	13	14:03.295	1:03.044	86.337	6	83.908
2	15	Paul Thompson	1.0 Striker Honda	13	14:05.242	1:03.777	85.345	4	83.715
3	34	Mark Francis	1.0 Locost Honda	13	14:05.465	1:03.688	85.464	4	83.693
4	50	Richard Morgan	1.0 Westfield Honda	13	14:16.869	1:04.570	84.296	9	82.579
5	917	Jimmy Dougan	1.0 Locost Honda	13	14:35.743	1:06.356	82.028	13	80.799
6	259	Robert Knowles	1.0 Westfield Honda	12	14:24.979	1:10.186	77.551	12	75.512
<b>Not classified</b>									
DNF	146	David Mutch	1.0 GMS Honda	5	5:29.537	1:04.127	84.879	5	82.586
DNF	303	Brian Crawford	1.0 Vortex Honda	1	1:31.269	1:25.705	63.509	1	59.637
DNF	44	Richard Francis	1.0 Locost Honda		3.763		-	0	-

Margin of Victory

Avg. Speed

Best Lap Tm

Best Speed

Best Lap by

1.947

83.908

1:03.044

86.337

25 - Graham Moore

Results provisional until the conclusion of judicial and technical matters

Orbits

Chief Timekeeper: D.Bradfield

Clerk of the Course:

Live timing available at [timing.rhwright.co.uk](http://timing.rhwright.co.uk)

[www.mylaps.com](http://www.mylaps.com)

Licensed to: R.H.Wright Timing

Printed: 24/09/2022 15:34:08



## Martin Donnelly Trophy Race Meeting


NI Sevens

Kirkistown 500 MRCI 1.512 miles

Race 2 (R10)

24/09/2022 15:10

Race (12:00 and 1 Laps) started at 15:19:04



Lap	Lap Tm	Diff	Time of Day
<b>(25) Graham Moore</b>			
1	1:09.002	+5.958	15:20:16.210
2	1:04.270	+1.226	15:21:20.480
3	1:03.660	+0.616	15:22:24.140
4	1:03.706	+0.662	15:23:27.846
5	1:03.670	+0.626	15:24:31.516
6	1:03.044		15:25:34.560
7	1:03.579	+0.535	15:26:38.139
8	1:04.180	+1.136	15:27:42.319
9	1:03.910	+0.866	15:28:46.229
10	1:04.025	+0.981	15:29:50.254
11	1:05.526	+2.482	15:30:55.780
12	1:06.215	+3.171	15:32:01.995
13	1:06.116	+3.072	15:33:08.111

<b>(15) Paul Thompson</b>			
1	1:07.972	+4.195	15:20:15.698
2	1:04.849	+1.072	15:21:20.547
3	1:04.710	+0.933	15:22:25.257
4	1:03.777		15:23:29.034
5	1:04.004	+0.227	15:24:33.038
6	1:04.711	+0.934	15:25:37.749
7	1:04.294	+0.517	15:26:42.043
8	1:04.411	+0.634	15:27:46.454
9	1:04.600	+0.823	15:28:51.054
10	1:05.458	+1.681	15:29:56.512
11	1:04.570	+0.793	15:31:01.082
12	1:04.287	+0.510	15:32:05.369
13	1:04.689	+0.912	15:33:10.058

<b>(34) Mark Francis</b>			
1	1:09.011	+5.323	15:20:15.987
2	1:04.760	+1.072	15:21:20.747
3	1:04.766	+1.078	15:22:25.513
4	1:03.688		15:23:29.201
5	1:04.043	+0.355	15:24:33.244
6	1:04.725	+1.037	15:25:37.969
7	1:04.309	+0.621	15:26:42.278
8	1:04.442	+0.754	15:27:46.720
9	1:04.459	+0.771	15:28:51.179
10	1:05.624	+1.936	15:29:56.803
11	1:04.424	+0.736	15:31:01.227
12	1:04.236	+0.548	15:32:05.463
13	1:04.818	+1.130	15:33:10.281

<b>(50) Richard Morgan</b>			
1	1:10.032	+5.462	15:20:18.906
2	1:05.345	+0.775	15:21:24.251
3	1:05.503	+0.933	15:22:29.754
4	1:05.555	+0.985	15:23:35.309
5	1:05.218	+0.648	15:24:40.527
6	1:05.287	+0.717	15:25:45.814
7	1:04.854	+0.284	15:26:50.668
8	1:04.612	+0.042	15:27:55.280
9	1:04.570		15:28:59.850
10	1:05.008	+0.438	15:30:04.858
11	1:04.982	+0.412	15:31:09.840
12	1:06.591	+2.021	15:32:16.431
13	1:05.254	+0.684	15:33:21.685

<b>(917) Jimmy Dougan</b>			
1	1:10.532	+4.176	15:20:19.114
2	1:07.222	+0.866	15:21:26.336
3	1:06.949	+0.593	15:22:33.285
4	1:06.466	+0.110	15:23:39.751
5	1:06.816	+0.460	15:24:46.567
6	1:06.866	+0.510	15:25:53.433
7	1:06.689	+0.333	15:27:00.122
8	1:06.838	+0.482	15:28:06.960
9	1:06.746	+0.390	15:29:13.706
10	1:06.714	+0.358	15:30:20.420
11	1:07.196	+0.840	15:31:27.616
12	1:06.587	+0.231	15:32:34.203

Lap	Lap Tm	Diff	Time of Day
<b>(259) Robert Knowles</b>			
13	1:06.356		15:33:40.559
1	1:15.208	+5.022	15:20:24.411
2	1:12.529	+2.343	15:21:36.940
3	1:11.492	+1.306	15:22:48.432
4	1:11.740	+1.554	15:24:00.172
5	1:10.940	+0.754	15:25:11.112
6	1:12.129	+1.943	15:26:23.241
7	1:11.848	+1.662	15:27:35.089
8	1:11.003	+0.817	15:28:46.092
9	1:11.496	+1.310	15:29:57.588
10	1:10.691	+0.505	15:31:08.279
11	1:11.330	+1.144	15:32:19.609
12	1:10.186		15:33:29.795

<b>(146) David Mutch</b>			
1	1:08.596	+4.469	15:20:16.715
2	1:04.703	+0.576	15:21:21.418
3	1:04.575	+0.448	15:22:25.993
4	1:04.233	+0.106	15:23:30.226
5	1:04.127		15:24:34.353

<b>(303) Brian Crawford</b>			
1	1:25.705		15:20:36.085

Results provisional until the conclusion of judicial and technical matters

Orbits

Chief Timekeeper: D.Bradfield

Clerk of the Course:

Live timing available at [timing.rhwright.co.uk](http://timing.rhwright.co.uk)

[www.mylaps.com](http://www.mylaps.com)

Licensed to: R.H.Wright Timing



## Martin Donnelly Trophy Race Meeting

Sorted on best lap time

Roadsports/Globals

Kirkistown 500 MRCI 1.512 miles

Qualifying (Q6)

24/09/2022 10:25

Qualifying started at 10:17:47

Pos	No.	Name	Make	Best Tm	Diff	In Lap	Best Speed	2nd Best	2nd Lap
<b>Globals</b>									
1	8	Peter Drennan	0.6 Global GT	<b>1:03.175</b>		6	86.158	1:03.264	7
2	28	Jack Finlay	0.6 Global GT	<b>1:03.280</b>	0.105	4	86.015	1:03.463	6
3	60	Charlie Linnane	0.6 Global GT	<b>1:04.138</b>	0.963	5	84.864	1:04.331	6
4	7	Richard Finlay	0.6 Global GT	<b>1:04.789</b>	1.614	5	84.011	1:05.279	4
5	70	Conor May	0.6 Global GT	<b>1:06.222</b>	3.047	7	82.194	1:06.454	5
6	30	Joe Christian	0.6 Global GT	<b>1:06.529</b>	3.354	5	81.814	1:07.012	4
<b>Roadsports A</b>									
1	55	Mark Crawford	1.8 Caterham Rover	<b>1:03.300</b>		3	85.988	1:03.749	2
2	110	Brendan Casement	2.0 Vauxhall Tigra			0	-		0
<b>Roadsports C</b>									
1	93	Steven Larkham	1.4 Radical PR06	<b>59.590</b>		7	91.341	1:00.049	5
2	9	John Stewart	1.4 Radical PRO6	<b>59.983</b>	0.393	7	90.743	1:00.711	6
3	20	Jim Larkham	1.4 Radical PR06	<b>1:00.247</b>	0.657	7	90.345	1:00.786	9
4	3	Niall Fitzsimmons	1.3 Radical Prosport	<b>1:01.259</b>	1.669	6	88.853	1:01.267	7
5	19	Michael Ward	1.4 Radical PR06	<b>1:02.419</b>	2.829	6	87.201	1:02.469	8
6	56	John Benson	2.0 Crossle 37S	<b>1:02.817</b>	3.227	6	86.649	1:03.009	3
7	155	Bernard Foley	2.0 Crossle 47S	<b>1:03.131</b>	3.541	6	86.218	1:03.439	8
8	10	Collie Murray	1.6 MD GT	<b>1:04.921</b>	5.331	6	83.841	1:05.890	3
9	37	Ivor Greenwood	1.3 Radical Prosport			0	-		0
10	641	Brian Elliott	1.4 Radical Clubsport			0	-		0

### Announcements

Car 641 – Please fit a working transponder as per MSUK Reg Q12.8.1

Results provisional until the conclusion of judicial and technical matters

Orbits

Chief Timekeeper: D.Bradfield

Clerk of the Course:

Live timing available at [timing.rhwright.co.uk](http://timing.rhwright.co.uk)

[www.mylaps.com](http://www.mylaps.com)

Licensed to: R.H.Wright Timing



## Martin Donnelly Trophy Race Meeting


Roadsports/Globals

Kirkistown 500 MRCI 1.512 miles

Qualifying (Q6)

24/09/2022 10:25

Qualifying started at 10:17:47



Lap	Lap Tm	Diff	Time of Day
<b>(93) Steven Larkham</b>			
1	1:06.625	+7.035	10:20:10.631
2	1:04.251	+4.661	10:21:14.882
3	1:00.919	+1.329	10:22:15.801
4	1:02.673	+3.083	10:23:18.474
5	1:00.049	+0.459	10:24:18.523
6	1:00.800	+1.210	10:25:19.323
7	59.590		10:26:18.913
8	1:00.989	+1.399	10:27:19.902
<b>(9) John Stewart</b>			
1	1:06.548	+6.565	10:20:12.968
2	1:05.012	+5.029	10:21:17.980
3	1:03.512	+3.529	10:22:21.492
4	1:02.107	+2.124	10:23:23.599
5	1:00.816	+0.833	10:24:24.415
6	1:00.711	+0.728	10:25:25.126
7	59.983		10:26:25.109
8	1:05.128	+5.145	10:27:30.237
9	1:01.605	+1.622	10:28:31.842
<b>(20) Jim Larkham</b>			
1	1:07.274	+7.027	10:20:11.025
2	1:04.573	+4.326	10:21:15.598
3	1:01.675	+1.428	10:22:17.273
4	1:03.724	+3.477	10:23:20.997
5	1:01.398	+1.151	10:24:22.395
6	1:00.981	+0.734	10:25:23.376
7	1:00.247		10:26:23.623
8	1:06.147	+5.900	10:27:29.770
9	1:00.786	+0.539	10:28:30.556
<b>(3) Niall Fitzsimmons</b>			
1	1:04.797	+3.538	10:20:34.841
2	1:03.601	+2.342	10:21:38.442
3	1:02.707	+1.448	10:22:41.149
4	1:01.360	+0.101	10:23:42.509
5	1:01.756	+0.497	10:24:44.265
6	1:01.259		10:25:45.524
7	1:01.267	+0.008	10:26:46.791
8	1:02.802	+1.543	10:27:49.593
9	1:03.758	+2.499	10:28:53.351
<b>(19) Michael Ward</b>			
1	1:12.002	+9.583	10:20:35.701
2	1:06.462	+4.043	10:21:42.163
3	1:03.652	+1.233	10:22:45.815
4	1:04.390	+1.971	10:23:50.205
5	1:03.490	+1.071	10:24:53.695
6	1:02.419		10:25:56.114
7	1:02.882	+0.463	10:26:58.996
8	1:02.469	+0.050	10:28:01.465
<b>(56) John Benson</b>			
1	1:05.910	+3.093	10:20:35.646
2	1:04.051	+1.234	10:21:39.697
3	1:03.009	+0.192	10:22:42.706
4	1:04.253	+1.436	10:23:46.959
5	1:03.462	+0.645	10:24:50.421
6	1:02.817		10:25:53.238
7	1:03.722	+0.905	10:26:56.960
8	1:03.555	+0.738	10:28:00.515
<b>(155) Bernard Foley</b>			
1	1:10.586	+7.455	10:20:35.929
2	1:05.550	+2.419	10:21:41.479
3	1:04.056	+0.925	10:22:45.535
4	1:04.227	+1.096	10:23:49.762
5	1:03.449	+0.318	10:24:53.211
6	1:03.131		10:25:56.342
7	1:04.113	+0.982	10:27:00.455
8	1:03.439	+0.308	10:28:03.894

Lap	Lap Tm	Diff	Time of Day
<b>(8) Peter Drennan</b>			
1	1:06.400	+3.225	10:20:39.763
2	1:03.986	+0.811	10:21:43.749
3	1:03.373	+0.198	10:22:47.122
4	1:03.773	+0.598	10:23:50.895
5	1:04.433	+1.258	10:24:55.328
6	1:03.175		10:25:58.503
7	1:03.264	+0.089	10:27:01.767
8	1:04.003	+0.828	10:28:05.770
<b>(28) Jack Finlay</b>			
1	1:12.066	+8.786	10:20:45.659
2	1:03.767	+0.487	10:21:49.426
3	1:03.989	+0.709	10:22:53.415
4	1:03.280		10:23:56.695
5	1:06.157	+2.877	10:25:02.852
6	1:03.463	+0.183	10:26:06.315
<b>(55) Mark Crawford</b>			
1	1:05.790	+2.490	10:20:34.005
2	1:03.749	+0.449	10:21:37.754
3	1:03.300		10:22:41.054
4	3:17.880	+2:14.580	10:25:58.934
5	1:10.993	+7.693	10:27:09.927
<b>(60) Charlie Linnane</b>			
1	1:08.802	+4.664	10:20:43.091
2	1:05.835	+1.697	10:21:48.926
3	1:05.661	+1.523	10:22:54.587
4	1:04.574	+0.436	10:23:59.161
5	1:04.138		10:25:03.299
6	1:04.331	+0.193	10:26:07.630
7	1:10.203	+6.065	10:27:17.833
8	1:08.029	+3.891	10:28:25.862
<b>(7) Richard Finlay</b>			
1	1:07.776	+2.987	10:20:48.355
2	1:06.267	+1.478	10:21:54.622
3	1:05.281	+0.492	10:22:59.903
4	1:05.279	+0.490	10:24:05.182
5	1:04.789		10:25:09.971
6	1:06.195	+1.406	10:26:16.166
7	1:07.098	+2.309	10:27:23.264
8	1:05.846	+1.057	10:28:29.110
<b>(10) Collie Murray</b>			
1	1:10.831	+5.910	10:20:21.485
2	1:07.318	+2.397	10:21:28.803
3	1:05.890	+0.969	10:22:34.693
4	1:05.951	+1.030	10:23:40.644
5	1:06.802	+1.881	10:24:47.446
6	1:04.921		10:25:52.367
7	1:06.019	+1.098	10:26:58.386
8	1:10.100	+5.179	10:28:08.486
<b>(70) Conor May</b>			
1	1:16.586	+10.364	10:21:04.350
2	1:09.614	+3.392	10:22:13.964
3	1:10.116	+3.894	10:23:24.080
4	1:06.906	+0.684	10:24:30.986
5	1:06.454	+0.232	10:25:37.440
6	1:07.616	+1.394	10:26:45.056
7	1:06.222		10:27:51.278
<b>(30) Joe Christian</b>			
1	1:16.346	+9.817	10:21:04.367
2	1:08.766	+2.237	10:22:13.133
3	1:10.496	+3.967	10:23:23.629
4	1:07.012	+0.483	10:24:30.641
5	1:06.529		10:25:37.170
6	1:08.971	+2.442	10:26:46.141
7	1:07.571	+1.042	10:27:53.712
8	1:15.960	+9.431	10:29:09.672

Results provisional until the conclusion of judicial and technical matters

Orbits

Chief Timekeeper: D.Bradfield

Clerk of the Course:

Live timing available at [timing.rhwright.co.uk](http://timing.rhwright.co.uk)

[www.mylaps.com](http://www.mylaps.com)

Licensed to: R.H.Wright Timing



## Martin Donnelly Trophy Race Meeting

Roadsports/Globals

Kirkistown 500 MRCI 1.512 miles

Race 1 (R7)

24/09/2022 13:50

Race (12:00 and 1 Laps)

10	70
	19
9	60
	17
8	8
	15
7	
	13
6	641
	11
5	10
	9
4	155
	7
3	19
	5
2	20
	3
1	93
	1

30
20
7
18
28
16
14
110
12
37
10
55
8
56
6
3
4
9
2

POLE POSITION

Results provisional until the conclusion of judicial and technical matters

Orbits

Chief Timekeeper: D.Bradfield

Clerk of the Course:

Live timing available at [timing.rhwright.co.uk](http://timing.rhwright.co.uk)

[www.mylaps.com](http://www.mylaps.com)

Licensed to: R.H.Wright Timing

Printed: 24/09/2022 10:32:27



## Martin Donnelly Trophy Race Meeting

Sorted on Laps

Roadsports/Globals

Kirkistown 500 MRCI 1.512 miles

Race 1 (R7)

24/09/2022 13:50

Race (12:00 and 1 Laps) started at 14:14:37

Pos	No.	Name	Make	Laps	Total Tm	Best Tm	Best Speed	In Lap	Avg. Speed
<b>Globals</b>									
1	7	Richard Finlay	0.6 Global GT	13	14:48.505	1:04.412	84.503	12	79.639
2	8	Peter Drennan	0.6 Global GT	13	14:48.521	1:03.578	85.612	13	79.637
3	60	Charlie Linnane	0.6 Global GT	12	13:49.866	1:05.343	83.299	8	78.707
4	30	Joe Christian	0.6 Global GT	12	13:55.953	1:05.924	82.565	12	78.134
<b>Not classified</b>									
DNF	70	Conor May	0.6 Global GT	10	11:36.270	1:05.649	82.911	8	78.174
DNF	28	Jack Finlay	0.6 Global GT	2	3:51.401	1:07.529	80.603	1	47.044
<b>Not classified</b>									
DNF	55	Mark Crawford	1.8 Caterham Rover				-	0	-
DNS	110	Brendan Casement	2.0 Vauxhall Tigra				-	0	-
<b>Roadsports C</b>									
1	20	Jim Larkham	1.4 Radical PR06	13	13:45.361	59.665	91.226	2	85.731
2	93	Steven Larkham	1.4 Radical PR06	13	13:46.129	59.500	91.479	10	85.652
3	3	Niall Fitzsimmons	1.3 Radical Prosport	13	13:48.315	59.614	91.304	11	85.426
4	641	Brian Elliott	1.4 Radical Clubsport	13	13:56.896	1:01.123	89.050	13	84.550
5	56	John Benson	2.0 Crossle 37S	13	14:05.016	1:01.581	88.388	13	83.737
6	19	Michael Ward	1.4 Radical PR06	13	14:07.924	1:02.531	87.045	13	83.450
7	155	Bernard Foley	2.0 Crossle 47S	13	14:14.021	1:02.780	86.700	3	82.854
8	37	Ivor Greenwood	1.3 Radical Prosport	13	14:19.285	59.901	90.867	3	82.347
9	9	John Stewart	1.4 Radical PRO6	12	14:24.707	1:00.645	89.752	2	75.536

Margin of Victory	Avg. Speed	Best Lap Tm	Best Speed	Best Lap by
0.768	85.731	59.500	91.479	93 - Steven Larkham

Results provisional until the conclusion of judicial and technical matters

Orbits

Chief Timekeeper: D.Bradfield

Clerk of the Course:

Live timing available at [timing.rhwright.co.uk](http://timing.rhwright.co.uk)

[www.mylaps.com](http://www.mylaps.com)

Licensed to: R.H.Wright Timing

Printed: 24/09/2022 14:31:35



## Martin Donnelly Trophy Race Meeting


Roadsports/Globals

Kirkstown 500 MRCI 1.512 miles

Race 1 (R7)

24/09/2022 13:50

Race (12:00 and 1 Laps) started at 14:14:37



Lap	Lap Tm	Diff	Time of Day
<b>(20) Jim Larkham</b>			
1	1:01.461	+1.796	14:15:39.465
2	59.665		14:16:39.130
3	59.914	+0.249	14:17:39.044
4	1:00.235	+0.570	14:18:39.279
5	1:02.822	+3.157	14:19:42.101
6	1:37.965	+38.300	14:21:20.066
7	1:01.491	+1.826	14:22:21.557
8	1:00.093	+0.428	14:23:21.650
9	59.806	+0.141	14:24:21.456
10	59.889	+0.224	14:25:21.345
11	1:00.426	+0.761	14:26:21.771
12	1:00.542	+0.877	14:27:22.313
13	1:00.415	+0.750	14:28:22.728
<b>(93) Steven Larkham</b>			
1	1:01.588	+2.088	14:15:38.955
2	1:00.308	+0.808	14:16:39.263
3	59.921	+0.421	14:17:39.184
4	1:00.235	+0.735	14:18:39.419
5	1:06.805	+7.305	14:19:46.224
6	1:34.356	+34.856	14:21:20.580
7	1:01.279	+1.779	14:22:21.859
8	1:00.027	+0.527	14:23:21.886
9	1:00.078	+0.578	14:24:21.964
10	59.500		14:25:21.464
11	1:00.539	+1.039	14:26:22.003
12	1:00.524	+1.024	14:27:22.527
13	1:00.969	+1.469	14:28:23.496
<b>(3) Niall Fitzsimmons</b>			
1	1:03.848	+4.234	14:15:41.996
2	1:01.448	+1.834	14:16:43.444
3	1:00.691	+1.077	14:17:44.135
4	1:01.557	+1.943	14:18:45.692
5	1:06.304	+6.690	14:19:51.996
6	1:28.575	+28.961	14:21:20.571
7	1:01.844	+2.230	14:22:22.415
8	1:00.016	+0.402	14:23:22.431
9	59.770	+0.156	14:24:22.201
10	1:04.036	+4.422	14:25:26.237
11	59.614		14:26:25.851
12	1:00.076	+0.462	14:27:25.927
13	59.755	+0.141	14:28:25.682
<b>(641) Brian Elliott</b>			
1	1:05.975	+4.852	14:15:45.635
2	1:02.710	+1.587	14:16:48.345
3	1:03.135	+2.012	14:17:51.480
4	1:04.701	+3.578	14:18:56.181
5	1:11.657	+10.534	14:20:07.838
6	1:13.661	+12.538	14:21:21.499
7	1:03.088	+1.965	14:22:24.587
8	1:01.457	+0.334	14:23:26.044
9	1:01.390	+0.267	14:24:27.434
10	1:01.958	+0.835	14:25:29.392
11	1:01.570	+0.447	14:26:30.962
12	1:02.178	+1.055	14:27:33.140
13	1:01.123		14:28:34.263
<b>(56) John Benson</b>			
1	1:08.244	+6.663	14:15:47.352
2	1:03.067	+1.486	14:16:50.419
3	1:02.304	+0.723	14:17:52.723
4	1:05.801	+4.220	14:18:58.524
5	1:11.961	+10.380	14:20:10.485
6	1:15.149	+13.568	14:21:25.634
7	1:03.128	+1.547	14:22:28.762
8	1:02.463	+0.882	14:23:31.225
9	1:02.643	+1.062	14:24:33.868
10	1:02.718	+1.137	14:25:36.586
11	1:02.534	+0.953	14:26:39.120
12	1:01.682	+0.101	14:27:40.802

Lap	Lap Tm	Diff	Time of Day
<b>(19) Michael Ward</b>			
1	1:01.581		14:28:42.383
13	1:02.531		14:28:45.291
<b>(155) Bernard Foley</b>			
1	1:08.632	+5.852	14:15:48.041
2	1:02.965	+0.185	14:16:51.006
3	1:02.780		14:17:53.786
4	1:06.035	+3.255	14:18:59.821
5	1:11.730	+8.950	14:20:11.551
6	1:14.939	+12.159	14:21:26.490
7	1:03.906	+1.126	14:22:30.396
8	1:03.354	+0.574	14:23:33.750
9	1:03.433	+0.653	14:24:37.183
10	1:03.419	+0.639	14:25:40.602
11	1:03.129	+0.349	14:26:43.731
12	1:03.757	+0.977	14:27:47.488
13	1:03.900	+1.120	14:28:51.388
<b>(37) Ivor Greenwood</b>			
1	1:03.554	+3.653	14:15:42.262
2	1:00.462	+0.561	14:16:42.724
3	59.901		14:17:42.625
4	1:03.284	+3.383	14:18:45.909
5	1:06.580	+6.679	14:19:52.489
6	1:28.492	+28.591	14:21:20.981
7	1:01.970	+2.069	14:22:22.951
8	1:00.698	+0.797	14:23:23.649
9	1:00.849	+0.948	14:24:24.498
10	1:04.564	+4.663	14:25:29.062
11	1:07.531	+7.630	14:26:36.593
12	1:07.513	+7.612	14:27:44.106
13	1:12.546	+12.645	14:28:56.652
<b>(7) Richard Finlay</b>			
1	1:07.498	+3.086	14:15:50.636
2	1:05.202	+0.790	14:16:55.838
3	1:04.673	+0.261	14:18:00.511
4	1:06.374	+1.962	14:19:06.885
5	1:29.749	+25.337	14:20:36.634
6	1:11.993	+7.581	14:21:48.627
7	1:05.867	+1.455	14:22:54.494
8	1:05.573	+1.161	14:24:00.067
9	1:05.467	+1.055	14:25:05.534
10	1:05.860	+1.448	14:26:11.394
11	1:05.491	+1.079	14:27:16.885
12	1:04.412		14:28:21.297
13	1:04.575	+0.163	14:29:25.872
<b>(8) Peter Drennan</b>			
1	1:07.038	+3.460	14:15:49.007
2	1:04.074	+0.496	14:16:53.081
3	1:07.361	+3.783	14:18:00.442
4	1:06.927	+3.349	14:19:07.369
5	1:29.469	+25.891	14:20:36.838
6	1:11.845	+8.267	14:21:48.683
7	1:05.580	+2.002	14:22:54.263
8	1:05.626	+2.048	14:23:59.889
9	1:05.392	+1.814	14:25:05.281
10	1:06.033	+2.455	14:26:11.314
11	1:06.370	+2.792	14:27:17.684

Lap	Lap Tm	Diff	Time of Day
<b>(60) Charlie Linnane</b>			
12	1:04.626	+1.048	14:28:22.310
13	1:03.578		14:29:25.888
<b>(30) Joe Christian</b>			
1	1:08.953	+3.029	14:15:52.213
2	1:06.970	+1.046	14:16:59.183
3	1:06.340	+0.416	14:18:05.523
4	1:08.911	+2.987	14:19:14.434
5	1:24.609	+18.685	14:20:39.043
6	1:12.649	+6.725	14:21:51.692
7	1:07.818	+1.894	14:22:59.510
8	1:06.267	+0.343	14:24:05.777
9	1:06.310	+0.386	14:25:12.087
10	1:06.613	+0.689	14:26:18.700
11	1:08.696	+2.772	14:27:27.396
12	1:05.924		14:28:33.320
<b>(9) John Stewart</b>			
1	1:03.797	+3.152	14:15:41.204
2	1:00.645		14:16:41.849
3	1:00.729	+0.084	14:17:42.578
4	2:43.002	+142.357	14:20:25.580
5	1:11.849	+11.204	14:21:37.429
6	1:04.974	+4.329	14:22:42.403
7	1:03.002	+2.357	14:23:45.405
8	1:01.283	+0.638	14:24:46.688
9	1:02.791	+2.146	14:25:49.479
10	1:03.799	+3.154	14:26:53.278
11	1:05.416	+4.771	14:27:58.694
12	1:03.380	+2.735	14:29:02.074
<b>(70) Conor May</b>			
1	1:08.005	+2.356	14:15:50.390
2	1:05.692	+0.043	14:16:56.082
3	1:06.164	+0.515	14:18:02.246
4	1:08.627	+2.978	14:19:10.873
5	1:27.261	+21.612	14:20:38.134
6	1:12.145	+6.496	14:21:50.279
7	1:05.795	+0.146	14:22:56.074
8	1:05.649		14:24:01.723
9	1:05.750	+0.101	14:25:07.473
10	1:06.164	+0.515	14:26:13.637
<b>(28) Jack Finlay</b>			
1	1:07.529		14:15:49.173
p2	2:39.595	+1:32.066	14:18:28.768

Results provisional until the conclusion of judicial and technical matters

Orbits

Chief Timekeeper: D.Bradfield

Clerk of the Course:

Live timing available at [timing.rhwright.co.uk](http://timing.rhwright.co.uk)

[www.mylaps.com](http://www.mylaps.com)

Licensed to: R.H.Wright Timing





## Martin Donnelly Trophy Race Meeting

Roadsports/Globals

Kirkistown 500 MRCI 1.512 miles

Race 2 (R13)

24/09/2022 16:40

Race (12:00 and 1 Laps)

10	70
	19
9	60
	17
8	8
	15
7	
	13
6	641
	11
5	10
	9
4	155
	7
3	19
	5
2	20
	3
1	93
	1

30
20
7
18
28
16
14
110
12
37
10
55
8
56
6
3
4
9
2

POLE POSITION

Results provisional until the conclusion of judicial and technical matters

Orbits

Chief Timekeeper: D.Bradfield

Clerk of the Course:

Live timing available at [timing.rhwright.co.uk](http://timing.rhwright.co.uk)

[www.mylaps.com](http://www.mylaps.com)

Licensed to: R.H.Wright Timing

Printed: 24/09/2022 10:33:52



## Martin Donnelly Trophy Race Meeting

Sorted on Laps

Roadsports/Globals

Kirkistown 500 MRCI 1.512 miles

Race 2 (R13)

24/09/2022 16:40

Race (12:16 and 1 Laps) started at 16:41:04

Pos	No.	Name	Make	Laps	Total Tm	Best Tm	Best Speed	In Lap	Avg. Speed
<b>Globals</b>									
1	28	Jack Finlay	0.6 Global GT	12	13:58.019	<b>1:02.878</b>	86.565	6	77.941
2	7	Richard Finlay	0.6 Global GT	12	14:08.120	<b>1:04.027</b>	85.011	7	77.013
3	60	Charlie Linnane	0.6 Global GT	12	14:11.702	<b>1:03.957</b>	85.104	2	76.689
4	70	Conor May	0.6 Global GT	11	13:32.133	<b>1:06.894</b>	81.368	2	73.723
<b>Not classified</b>									
DNF	8	Peter Drennan	0.6 Global GT	6	7:45.088	<b>1:03.236</b>	86.075	5	70.219
DNF	30	Joe Christian	0.6 Global GT	2	2:20.949	<b>1:06.354</b>	82.030	2	77.234
<b>Roadsports C</b>									
1	93	Steven Larkham	1.4 Radical PR06	12	13:16.438	<b>58.930</b>	92.364	9	82.010
2	3	Niall Fitzsimmons	1.3 Radical Prosport	12	13:29.861	<b>59.933</b>	90.818	5	80.651
3	19	Michael Ward	1.4 Radical PR06	12	13:54.468	<b>1:02.360</b>	87.284	7	78.273
4	641	Brian Elliott	1.4 Radical Clubsport	12	13:55.210	<b>1:01.506</b>	88.496	7	78.203
5	155	Bernard Foley	2.0 Crossle 47S	12	13:56.692	<b>1:03.191</b>	86.136	8	78.065
<b>Not classified</b>									
DNF	56	John Benson	2.0 Crossle 37S	11	12:48.080	<b>1:02.640</b>	86.894	5	77.952
DNF	20	Jim Larkham	1.4 Radical PR06	1	1:17.638	<b>1:16.836</b>	70.839	1	70.108
DNF	9	John Stewart	1.4 Radical PRO6		0.000		-	0	-

### Announcements

Race Red Flagged on lap 4 - Restarted with grid based on lap 3 (Q12.15.2)

Margin of Victory	Avg. Speed	Best Lap Tm	Best Speed	Best Lap by
13.423	82.010	58.930	92.364	93 - Steven Larkham

Results provisional until the conclusion of judicial and technical matters

Orbits

Chief Timekeeper: D.Bradfield

Clerk of the Course:

Live timing available at [timing.rhwright.co.uk](http://timing.rhwright.co.uk)

[www.mylaps.com](http://www.mylaps.com)

Licensed to: R.H.Wright Timing

Printed: 24/09/2022 17:03:14



## Martin Donnelly Trophy Race Meeting


Roadsports/Globals

Kirkistown 500 MRCI 1.512 miles

Race 2 (R13)

24/09/2022 16:40

Race (12:16 and 1 Laps) started at 16:41:04



Lap	Lap Tm	Diff	Time of Day
<b>(93) Steven Larkham</b>			
1	1:02.719	+3.789	16:42:06.820
2	59.911	+0.981	16:43:06.731
3	59.303	+0.373	16:44:06.034
3	2:12.751	+1:13.821	16:52:40.546
4	1:01.180	+2.250	16:53:41.726
5	59.105	+0.175	16:54:40.831
6	59.126	+0.196	16:55:39.957
7	59.086	+0.156	16:56:39.043
8	59.508	+0.578	16:57:38.551
9	58.930		16:58:37.481
10	59.024	+0.094	16:59:36.505
11	59.731	+0.801	17:00:36.236
12	59.711	+0.781	17:01:35.947
<b>(3) Niall Fitzsimmons</b>			
1	1:05.582	+5.649	16:42:10.454
2	1:00.376	+0.443	16:43:10.830
3	1:01.471	+1.538	16:44:12.301
3	2:13.365	+1:13.432	16:52:40.741
4	1:02.159	+2.226	16:53:42.900
5	59.933		16:54:42.833
6	1:00.529	+0.596	16:55:43.362
7	1:00.408	+0.475	16:56:43.770
8	1:00.170	+0.237	16:57:43.940
9	1:00.175	+0.242	16:58:44.115
10	1:01.366	+1.433	16:59:45.481
11	1:01.933	+2.000	17:00:47.414
12	1:01.956	+2.023	17:01:49.370
<b>(19) Michael Ward</b>			
1	1:07.662	+5.302	16:42:13.954
2	1:04.328	+1.968	16:43:18.282
3	1:04.341	+1.981	16:44:22.623
3	2:11.978	+1:09.618	16:52:42.278
4	1:05.878	+3.518	16:53:48.156
5	1:02.854	+0.494	16:54:51.010
6	1:02.488	+0.128	16:55:53.498
7	1:02.360		16:56:55.858
8	1:04.225	+1.865	16:58:00.083
9	1:03.418	+1.058	16:59:03.501
10	1:03.331	+0.971	17:00:06.832
11	1:03.492	+1.132	17:01:10.324
12	1:03.653	+1.293	17:02:13.977
<b>(641) Brian Elliott</b>			
1	1:06.307	+4.801	16:42:12.674
2	1:03.660	+2.154	16:43:16.334
3	1:03.384	+1.878	16:44:19.718
3	2:11.651	+1:10.145	16:52:40.922
4	1:03.296	+1.790	16:53:44.218
5	1:02.077	+0.571	16:54:46.295
6	1:02.005	+0.499	16:55:48.300
7	1:01.506		16:56:49.806
8	1:14.924	+13.418	16:58:04.730
9	1:02.132	+0.626	16:59:06.862
10	1:02.292	+0.786	17:00:09.154
11	1:02.088	+0.582	17:01:11.242
12	1:03.477	+1.971	17:02:14.719
<b>(155) Bernard Foley</b>			
1	1:07.619	+4.428	16:42:13.683
2	1:04.438	+1.247	16:43:18.121
3	1:05.363	+2.172	16:44:23.484
3	2:11.505	+1:08.314	16:52:41.758
4	1:06.032	+2.841	16:53:47.790
5	1:03.986	+0.795	16:54:51.776
6	1:03.286	+0.095	16:55:55.062
7	1:03.367	+0.176	16:56:58.429
8	1:03.191		16:58:01.620
9	1:03.247	+0.056	16:59:04.867
10	1:03.435	+0.244	17:00:08.302
11	1:04.055	+0.864	17:01:12.357

Lap	Lap Tm	Diff	Time of Day
<b>(28) Jack Finlay</b>			
12	1:03.844	+0.653	17:02:16.201
<b>(7) Richard Finlay</b>			
1	1:07.421	+4.543	16:42:15.006
2	1:04.486	+1.608	16:43:19.492
3	1:05.245	+2.367	16:44:24.737
3	2:09.657	+1:06.779	16:52:44.500
4	1:05.364	+2.486	16:53:49.864
5	1:03.156	+0.278	16:54:53.020
6	1:02.878		16:55:55.898
7	1:03.739	+0.861	16:56:59.637
8	1:03.407	+0.529	16:58:03.044
9	1:02.946	+0.068	16:59:05.990
10	1:04.219	+1.341	17:00:10.209
11	1:03.795	+0.917	17:01:14.004
12	1:03.524	+0.646	17:02:17.528
<b>(60) Charlie Linnane</b>			
1	1:08.483	+4.456	16:42:16.175
2	1:04.426	+0.399	16:43:20.601
3	1:04.935	+0.908	16:44:25.536
3	2:09.180	+1:05.153	16:52:44.938
4	1:06.380	+2.353	16:53:51.318
5	1:04.493	+0.466	16:54:55.811
6	1:04.484	+0.457	16:55:00.295
7	1:04.027		16:57:04.322
8	1:04.624	+0.597	16:58:08.946
9	1:04.678	+0.651	16:59:13.624
10	1:04.393	+0.366	17:00:18.017
11	1:04.758	+0.731	17:01:22.775
12	1:04.854	+0.827	17:02:27.629
<b>(70) Conor May</b>			
1	1:09.741	+2.847	16:42:17.738
2	1:06.894		16:43:24.632
3	1:12.128	+5.234	16:44:36.760
3	2:07.290	+1:00.396	16:52:45.328
4	1:08.919	+2.025	16:53:54.247
5	1:07.187	+0.293	16:55:01.434
6	1:08.369	+1.475	16:56:09.803
7	1:08.400	+1.506	16:57:18.203
8	1:08.450	+1.556	16:58:26.653
9	1:08.303	+1.409	16:59:34.956
10	1:08.553	+1.659	17:00:43.509
11	1:08.133	+1.239	17:01:51.642
<b>(56) John Benson</b>			
1	1:06.493	+3.853	16:42:12.338
2	1:03.558	+0.918	16:43:15.896
3	1:04.451	+1.811	16:44:20.347
3	2:13.013	+1:10.373	16:52:41.152
4	1:05.712	+3.072	16:53:46.864
5	1:02.640		16:54:49.504
6	1:03.085	+0.445	16:55:52.589
7	1:02.724	+0.084	16:56:55.313
8	1:02.966	+0.326	16:57:58.279
9	1:02.835	+0.195	16:59:01.114
10	1:03.320	+0.680	17:00:04.434
11	1:03.155	+0.515	17:01:07.589

Lap	Lap Tm	Diff	Time of Day
<b>(8) Peter Drennan</b>			
1	1:08.429	+5.193	16:42:15.824
2	1:03.642	+0.406	16:43:19.466
3	1:05.071	+1.835	16:44:24.537
3	2:10.431	+1:07.195	16:52:44.997
4	1:05.147	+1.911	16:53:50.144
5	1:03.236		16:54:53.380
6	1:11.217	+7.981	16:56:04.597
<b>(30) Joe Christian</b>			
1	1:10.032	+3.678	16:42:18.666
2	1:06.354		16:43:25.020
<b>(20) Jim Larkham</b>			
1	1:16.836		16:42:21.709

Results provisional until the conclusion of judicial and technical matters

Orbits

Chief Timekeeper: D.Bradfield

Clerk of the Course:

Live timing available at [timing.rhwright.co.uk](http://timing.rhwright.co.uk)

[www.mylaps.com](http://www.mylaps.com)

Licensed to: R.H.Wright Timing



## 500 MRCI Kart Meeting

Sorted on best lap time

Superkarts

Kirkistown 500 MRCI 1.512 miles

Qualifying (Q7)

24/09/2022 10:45

Qualifying started at 10:34:57

Pos	No.	Name	Make	Best Tm	Diff	In Lap	Best Speed	2nd Best	2nd Lap
<b>125 Superkart</b>									
1	55	Ross Witherow	Anderson TM	<b>1:01.153</b>		6	89.007	1:01.530	5
2	69	Danny Hyland	Anderson TM	<b>1:04.059</b>	2.906	2	84.969	1:10.206	1
3	51	Geoffrey Simms	F1 TM	<b>1:07.200</b>	6.047	3	80.997	1:08.395	2
4	19	Philip Mills	Anderson DEA	<b>1:10.817</b>	9.664	1	76.860		0
5	25	Noel Lindsay	F1 TM	<b>1:19.147</b>	17.994	1	68.771		0
6	17	Scott Greenaway	Anderson TM			0	-		0
<b>250 Superkart</b>									
1	27	Alan Witherow	Anderson PVP	<b>56.071</b>		5	97.074	56.652	3
2	43	Brian Jones	Anderson PVP	<b>56.560</b>	0.489	8	96.234	56.660	9
3	83	Colin Menary	Superkart FPE	<b>57.983</b>	1.912	5	93.873	58.024	6
4	72	Richard Dewart	Anderson VM	<b>58.424</b>	2.353	7	93.164	58.565	8
5	77	Stephen McAdam	Anderson Rotax	<b>59.819</b>	3.748	3	90.991	1:00.258	2
6	40	Aaron Newell	Anderson PVP	<b>1:03.160</b>	7.089	4	86.178	1:05.057	3
7	3	Liam Fox	Anderson FPE	<b>1:05.607</b>	9.536	1	82.964		0
8	60	Jonathan Adams	Anderson VM			0	-		0

Results provisional until the conclusion of judicial and technical matters

Orbits

Chief Timekeeper: D.Bradfield

Clerk of the Course:

Live timing available at [timing.rhwright.co.uk](http://timing.rhwright.co.uk)

[www.mylaps.com](http://www.mylaps.com)

Licensed to: R.H.Wright Timing



## 500 MRCI Kart Meeting


Superkarts

Kirkistown 500 MRCI 1.512 miles

Qualifying (Q7)

24/09/2022 10:45

Qualifying started at 10:34:57



Lap	Lap Tm	Diff	Time of Day
<b>(27) Alan Witherow</b>			
1	1:05.819	+9.748	10:37:19.249
2	57.528	+1.457	10:38:16.777
3	56.652	+0.581	10:39:13.429
4	1:07.406	+11.335	10:40:20.835
5	56.071		10:41:16.906
<b>(43) Brian Jones</b>			
1	1:03.410	+6.850	10:37:16.523
2	58.376	+1.816	10:38:14.899
3	58.409	+1.849	10:39:13.308
4	58.508	+1.948	10:40:11.816
5	57.463	+0.903	10:41:09.279
6	57.317	+0.757	10:42:06.596
7	57.029	+0.469	10:43:03.625
8	56.560		10:44:00.185
9	56.660	+0.100	10:44:56.845
<b>(83) Colin Menary</b>			
1	1:06.329	+8.346	10:37:20.563
2	3:09.420	+2:11.437	10:40:29.983
p3	2.019	-55.964	10:40:32.002
4	1:18.754	+20.771	10:41:50.756
5	57.983		10:42:48.739
6	58.024	+0.041	10:43:46.763
<b>(72) Richard Dewart</b>			
1	1:01.360	+2.936	10:37:27.081
2	59.309	+0.885	10:38:26.390
3	58.773	+0.349	10:39:25.163
4	59.574	+1.150	10:40:24.737
5	59.128	+0.704	10:41:23.865
6	59.693	+1.169	10:42:23.458
7	56.424		10:43:21.882
8	58.565	+0.141	10:44:20.447
<b>(77) Stephen McAdam</b>			
1	1:06.498	+6.679	10:37:21.727
2	1:00.258	+0.439	10:38:21.985
3	59.819		10:39:21.804
4	1:01.556	+1.737	10:40:23.360
<b>(55) Ross Witherow</b>			
1	1:02.925	+1.772	10:38:26.033
2	1:02.130	+0.977	10:39:28.163
3	1:02.474	+1.321	10:40:30.637
4	1:01.805	+0.652	10:41:32.442
5	1:01.530	+0.377	10:42:33.972
6	1:01.153		10:43:35.125
<b>(40) Aaron Newell</b>			
1	1:09.745	+6.585	10:37:41.008
2	1:06.998	+3.838	10:38:48.006
3	1:05.057	+1.897	10:39:53.063
4	1:03.160		10:40:56.223
<b>(69) Danny Hyland</b>			
1	1:10.206	+6.147	10:37:53.153
2	1:04.059		10:38:57.212
<b>(3) Liam Fox</b>			
1	1:05.607		10:37:36.518
<b>(51) Geoffrey Simms</b>			
1	1:10.440	+3.240	10:37:49.926
2	1:08.395	+1.195	10:38:58.321
3	1:07.200		10:40:05.521
<b>(19) Philip Mills</b>			
1	1:10.817		10:37:52.711
<b>(25) Noel Lindsay</b>			
1	1:19.147		10:37:59.195

Lap	Lap Tm	Diff	Time of Day
-----	--------	------	-------------

Lap	Lap Tm	Diff	Time of Day
-----	--------	------	-------------

Results provisional until the conclusion of judicial and technical matters

Orbits

Chief Timekeeper: D.Bradfield

Clerk of the Course:

Live timing available at [timing.rhwright.co.uk](http://timing.rhwright.co.uk)

[www.mylaps.com](http://www.mylaps.com)

Licensed to: R.H.Wright Timing



## 500 MRCI Kart Meeting

Superkarts

Kirkistown 500 MRCI 1.512 miles

Race 1 (R4)

24/09/2022 12:30

Race (8:00 and 1 Laps)

8	3	60
	15	16
7	77	40
	13	14
6	83	72
	11	12
5	27	43
	9	10
4	7	8
3	25	17
	5	6
2	51	19
	3	4
1	55	69
	1	2

POLE POSITION

Results provisional until the conclusion of judicial and technical matters

Orbits

Chief Timekeeper: D.Bradfield

Clerk of the Course:

Live timing available at [timing.rhwright.co.uk](http://timing.rhwright.co.uk)

[www.mylaps.com](http://www.mylaps.com)

Licensed to: R.H.Wright Timing

Printed: 24/09/2022 10:47:46



## 500 MRCI Kart Meeting

Sorted on Laps

Superkarts

Kirkistown 500 MRCI 1.512 miles

Race 1 (R4)

24/09/2022 12:30

Race (8:00 and 1 Laps) started at 12:32:36

Pos	No.	Name	Make	Laps	Total Tm	Best Tm	Best Speed	In Lap	Avg. Speed
<b>125 Superkart</b>									
1	55	Ross Witherow	Anderson TM	10	10:13.368	1:00.550	89.893	8	88.740
2	69	Danny Hyland	Anderson TM	10	10:21.951	1:01.346	88.727	7	87.515
3	17	Scott Greenaway	Anderson TM	9	9:30.146	1:02.240	87.452	7	85.920
4	25	Noel Lindsay	F1 TM	9	9:53.457	1:05.055	83.668	5	82.545
5	51	Geoffrey Simms	F1 TM	6	10:13.335	1:05.097	83.614	3	53.247
<b>Not classified</b>									
DNS	19	Philip Mills	Anderson DEA					0	-
<b>250 Superkart</b>									
1	27	Alan Witherow	Anderson PVP	10	9:29.662	56.470	96.388	8	95.548
2	43	Brian Jones	Anderson PVP	10	9:29.753	56.084	97.051	10	95.533
3	3	Liam Fox	Anderson FPE	10	9:41.145	56.419	96.475	3	93.660
4	77	Stephen McAdam	Anderson Rotax	10	9:58.599	58.731	92.677	2	90.929
<b>Not classified</b>									
DNF	72	Richard Dewart	Anderson VM	9	9:21.546	1:00.235	90.363	5	87.236
DNF	83	Colin Menary	Superkart FPE	5	4:52.496	56.853	95.738	3	93.044
DNF	40	Aaron Newell	Anderson PVP	2	2:08.915	1:01.360	88.706	2	84.444
DNS	60	Jonathan Adams	Anderson VM					0	-

Margin of Victory	Avg. Speed	Best Lap Tm	Best Speed	Best Lap by
0.091	95.548	56.084	97.051	43 - Brian Jones

Results provisional until the conclusion of judicial and technical matters

Orbits

Chief Timekeeper: D.Bradfield

Clerk of the Course:

Live timing available at [timing.rhwright.co.uk](http://timing.rhwright.co.uk)

[www.mylaps.com](http://www.mylaps.com)

Licensed to: R.H.Wright Timing

Printed: 24/09/2022 12:43:51



## 500 MRCI Kart Meeting


### Superkarts

Kirkistown 500 MRCI 1.512 miles

### Race 1 (R4)

24/09/2022 12:30

Race (8:00 and 1 Laps) started at 12:32:36



Lap	Lap Tm	Diff	Time of Day
<b>(27) Alan Withrow</b>			
1	58.736	+2.266	12:33:35.570
2	56.957	+0.487	12:34:32.527
3	56.651	+0.181	12:35:29.178
4	56.515	+0.045	12:36:25.693
5	56.703	+0.233	12:37:22.396
6	57.004	+0.534	12:38:19.400
7	56.852	+0.382	12:39:16.252
8	56.470		12:40:12.722
9	56.624	+0.154	12:41:09.346
10	57.150	+0.680	12:42:06.496
<b>(43) Brian Jones</b>			
1	58.942	+2.858	12:33:35.815
2	56.975	+0.891	12:34:32.790
3	57.041	+0.957	12:35:29.831
4	56.545	+0.461	12:36:26.376
5	56.459	+0.375	12:37:22.835
6	57.132	+1.048	12:38:19.967
7	56.927	+0.843	12:39:16.894
8	56.232	+0.148	12:40:13.126
9	57.377	+1.293	12:41:10.503
10	56.084		12:42:06.587
<b>(3) Liam Fox</b>			
1	59.881	+3.462	12:33:37.216
2	56.957	+0.538	12:34:34.173
3	56.419		12:35:30.592
4	57.114	+0.695	12:36:27.706
5	56.436	+0.017	12:37:24.142
6	56.899	+0.480	12:38:21.041
7	57.447	+1.028	12:39:18.488
8	1:00.241	+3.822	12:40:18.729
9	1:00.406	+3.987	12:41:19.135
10	58.844	+2.425	12:42:17.979
<b>(77) Stephen McAdam</b>			
1	1:00.593	+1.862	12:33:37.921
2	58.731		12:34:36.652
3	59.504	+0.773	12:35:36.156
4	59.292	+0.561	12:36:35.448
5	59.381	+0.650	12:37:34.829
6	1:00.525	+1.794	12:38:35.354
7	59.982	+1.251	12:39:35.336
8	1:00.210	+1.479	12:40:35.546
9	59.698	+0.967	12:41:35.244
10	1:00.189	+1.458	12:42:35.433
<b>(55) Ross Witherow</b>			
1	1:02.606	+2.056	12:33:40.983
2	1:02.074	+1.524	12:34:43.057
3	1:01.006	+0.456	12:35:44.063
4	1:00.898	+0.348	12:36:44.961
5	1:00.789	+0.239	12:37:45.750
6	1:00.915	+0.365	12:38:46.665
7	1:01.054	+0.504	12:39:47.719
8	1:00.550		12:40:48.269
9	1:01.178	+0.628	12:41:49.447
10	1:00.755	+0.205	12:42:50.202
<b>(69) Danny Hyland</b>			
1	1:03.623	+2.277	12:33:42.220
2	1:02.450	+1.104	12:34:44.670
3	1:01.801	+0.455	12:35:46.471
4	1:01.870	+0.524	12:36:48.341
5	1:01.696	+0.350	12:37:50.037
6	1:01.792	+0.446	12:38:51.829
7	1:01.346		12:39:53.175
8	1:01.680	+0.334	12:40:54.855
9	1:02.105	+0.759	12:41:56.960
10	1:01.825	+0.479	12:42:58.785
<b>(17) Scott Greenaway</b>			

Lap	Lap Tm	Diff	Time of Day
1	1:06.665	+4.425	12:33:45.541
2	1:03.049	+0.809	12:34:48.590
3	1:02.638	+0.398	12:35:51.228
4	1:02.835	+0.595	12:36:54.063
5	1:02.691	+0.451	12:37:56.754
6	1:02.692	+0.452	12:38:59.446
7	1:02.240		12:40:01.686
8	1:02.538	+0.298	12:41:04.224
9	1:02.756	+0.516	12:42:06.980
<b>(25) Noel Lindsay</b>			
1	1:07.174	+2.119	12:33:45.714
2	1:05.595	+0.540	12:34:51.309
3	1:05.101	+0.046	12:35:56.410
4	1:05.548	+0.493	12:37:01.958
5	1:05.055		12:38:07.013
6	1:05.331	+0.276	12:39:12.344
7	1:06.183	+1.128	12:40:18.527
8	1:06.203	+1.148	12:41:24.730
9	1:05.561	+0.506	12:42:30.291
<b>(51) Geoffrey Simms</b>			
1	1:07.540	+2.443	12:33:46.335
2	1:05.253	+0.156	12:34:51.588
3	1:05.097		12:35:56.685
4	4:40.573	+3:35.476	12:40:37.258
5	1:07.338	+2.241	12:41:44.596
6	1:05.573	+0.476	12:42:50.169
<b>(72) Richard Dewart</b>			
1	1:02.414	+2.179	12:33:39.641
2	1:13.980	+13.745	12:34:53.621
3	1:01.110	+0.875	12:35:54.731
4	1:00.563	+0.328	12:36:55.294
5	1:00.235		12:37:55.529
6	1:00.722	+0.487	12:38:56.251
7	1:00.840	+0.605	12:39:57.091
8	1:00.755	+0.520	12:40:57.846
9	1:00.534	+0.299	12:41:58.380
<b>(83) Colin Menary</b>			
1	59.544	+2.691	12:33:36.526
2	57.004	+0.151	12:34:33.530
3	56.853		12:35:30.383
4	1:01.263	+4.410	12:36:31.646
5	57.684	+0.831	12:37:29.330
<b>(40) Aaron Newell</b>			
1	1:06.867	+5.507	12:33:44.389
2	1:01.360		12:34:45.749

Results provisional until the conclusion of judicial and technical matters

Orbits

Chief Timekeeper: D.Bradfield

Clerk of the Course:

Live timing available at [timing.rhwright.co.uk](http://timing.rhwright.co.uk)

[www.mylaps.com](http://www.mylaps.com)

Licensed to: R.H.Wright Timing





## 500 MRCI Kart Meeting

Superkarts

Kirkistown 500 MRCI 1.512 miles

Race 2 (R8)

24/09/2022 14:20

Race (8:00 and 1 Laps)

6	83	40
	11	12
5	51	72
	9	10
4	17	25
	7	8
3	55	69
	5	6
2	3	77
	3	4
1	27	43
	1	2

POLE POSITION

Results provisional until the conclusion of judicial and technical matters

Orbits

Chief Timekeeper: D.Bradfield

Clerk of the Course:

Live timing available at [timing.rhwright.co.uk](http://timing.rhwright.co.uk)

[www.mylaps.com](http://www.mylaps.com)

Licensed to: R.H.Wright Timing

Printed: 24/09/2022 12:45:30



## 500 MRCI Kart Meeting

Sorted on Laps

Superkarts

Kirkistown 500 MRCI 1.512 miles

Race 2 (R8)

24/09/2022 14:20

Race (8:00 and 1 Laps) started at 14:40:01

Pos	No.	Name	Make	Laps	Total Tm	Best Tm	Best Speed	In Lap	Avg. Speed
<b>125 Superkart</b>									
1	55	Ross Witherow	Anderson TM	9	9:13.831	<b>1:01.006</b>	89.221	6	88.451
2	69	Danny Hyland	Anderson TM	9	9:13.979	<b>1:00.870</b>	89.420	9	88.428
3	17	Scott Greenaway	Anderson TM	9	9:27.759	<b>1:02.310</b>	87.354	2	86.282
4	25	Noel Lindsay	F1 TM	8	8:46.314	<b>1:04.889</b>	83.882	5	82.734
5	51	Geoffrey Simms	F1 TM	8	8:47.050	<b>1:04.749</b>	84.063	8	82.619
<b>250 Superkart</b>									
1	43	Brian Jones	Anderson PVP	9	8:28.052	<b>55.546</b>	97.991	5	96.422
2	77	Stephen McAdam	Anderson Rotax	9	8:53.833	<b>58.210</b>	93.507	2	91.765
3	3	Liam Fox	Anderson FPE	9	9:18.789	<b>57.817</b>	94.142	2	87.667
4	72	Richard Dewart	Anderson VM	3	8:48.459	<b>58.870</b>	92.458	3	30.899
<b>Not classified</b>									
DNF	83	Colin Menary	Superkart FPE	7	6:50.273	<b>56.486</b>	96.361	3	92.868
DNF	27	Alan Witherow	Anderson PVP	4	3:54.826	<b>55.788</b>	97.566	2	92.716
DNF	40	Aaron Newell	Anderson PVP	3	3:04.775	<b>1:00.539</b>	89.909	2	88.373

Margin of Victory	Avg. Speed	Best Lap Tm	Best Speed	Best Lap by
25.781	96.422	55.546	97.991	43 - Brian Jones

Results provisional until the conclusion of judicial and technical matters

Orbits

Chief Timekeeper: D.Bradfield

Clerk of the Course:

Live timing available at [timing.rhwright.co.uk](http://timing.rhwright.co.uk)

[www.mylaps.com](http://www.mylaps.com)

Licensed to: R.H.Wright Timing



## 500 MRCI Kart Meeting

Superkarts

Kirkistown 500 MRCI 1.512 miles

Race 2 (R8)

24/09/2022 14:20

Race (8:00 and 1 Laps) started at 14:40:01

Lap	Lap Tm	Diff	Time of Day
<b>(43) Brian Jones</b>			
1	58.188	+2.642	14:40:59.795
2	56.193	+0.647	14:41:55.988
3	56.639	+1.093	14:42:52.627
4	55.608	+0.062	14:43:48.235
5	55.546		14:44:43.781
6	56.598	+1.052	14:45:40.379
7	56.089	+0.543	14:46:36.468
8	56.423	+0.877	14:47:32.891
9	56.768	+1.222	14:48:29.659
<b>(77) Stephen McAdam</b>			
1	1:01.217	+3.007	14:41:03.279
2	58.210		14:42:01.489
3	58.502	+0.292	14:42:59.991
4	58.267	+0.057	14:43:58.258
5	1:00.588	+2.378	14:44:58.846
6	59.171	+0.961	14:45:58.017
7	59.029	+0.819	14:46:57.046
8	59.110	+0.900	14:47:56.156
9	59.284	+1.074	14:48:55.440
<b>(55) Ross Witherow</b>			
1	1:03.573	+2.567	14:41:06.852
2	1:01.061	+0.055	14:42:07.913
3	1:01.045	+0.039	14:43:08.958
4	1:01.111	+0.105	14:44:10.069
5	1:01.100	+0.094	14:45:11.169
6	1:01.006		14:46:12.175
7	1:01.128	+0.122	14:47:13.303
8	1:01.011	+0.005	14:48:14.314
9	1:01.124	+0.118	14:49:15.438
<b>(69) Danny Hyland</b>			
1	1:03.145	+2.275	14:41:06.564
2	1:01.946	+1.076	14:42:08.510
3	1:01.145	+0.275	14:43:09.655
4	1:01.163	+0.293	14:44:10.818
5	1:01.098	+0.228	14:45:11.916
6	1:00.991	+0.121	14:46:12.907
7	1:00.909	+0.039	14:47:13.816
8	1:00.900	+0.030	14:48:14.716
9	1:00.870		14:49:15.586
<b>(3) Liam Fox</b>			
1	1:00.925	+3.108	14:41:02.585
2	57.817		14:42:00.402
3	59.038	+1.221	14:42:59.440
4	1:00.058	+2.241	14:43:59.498
5	1:04.578	+6.761	14:45:04.076
6	1:02.792	+4.975	14:46:06.868
7	1:03.856	+6.039	14:47:10.724
8	1:04.548	+6.731	14:48:15.272
9	1:05.124	+7.307	14:49:20.396
<b>(17) Scott Greenaway</b>			
1	1:05.036	+2.726	14:41:08.585
2	1:02.310		14:42:10.895
3	1:02.574	+0.264	14:43:13.469
4	1:02.508	+0.198	14:44:15.977
5	1:02.653	+0.343	14:45:18.630
6	1:02.390	+0.080	14:46:21.020
7	1:02.758	+0.448	14:47:23.778
8	1:02.861	+0.551	14:48:26.639
9	1:02.727	+0.417	14:49:29.366
<b>(25) Noel Lindsay</b>			
1	1:07.195	+2.306	14:41:10.783
2	1:05.520	+0.631	14:42:16.303
3	1:05.072	+0.183	14:43:21.375
4	1:05.290	+0.401	14:44:26.665
5	1:04.889		14:45:31.554
6	1:05.132	+0.243	14:46:36.686

Lap	Lap Tm	Diff	Time of Day
7	1:05.662	+0.773	14:47:42.348
8	1:05.573	+0.684	14:48:47.921
<b>(51) Geoffrey Simms</b>			
1	1:07.477	+2.728	14:41:11.170
2	1:05.523	+0.774	14:42:16.693
3	1:05.398	+0.649	14:43:22.091
4	1:06.224	+1.475	14:44:28.315
5	1:05.558	+0.809	14:45:33.873
6	1:05.080	+0.331	14:46:38.953
7	1:04.955	+0.206	14:47:43.908
8	1:04.749		14:48:48.657
<b>(72) Richard Dewart</b>			
1	1:06.598	+7.728	14:46:51.756
2	59.440	+0.570	14:47:51.196
3	58.870		14:48:50.066
<b>(83) Colin Menary</b>			
1	59.794	+3.308	14:41:01.512
2	56.977	+0.491	14:41:58.489
3	56.486		14:42:54.975
4	56.880	+0.394	14:43:51.855
5	56.886	+0.400	14:44:48.741
6	57.399	+0.913	14:45:46.140
7	1:05.740	+9.254	14:46:51.880
<b>(27) Alan Witherow</b>			
1	58.596	+2.808	14:41:00.359
2	55.788		14:41:56.147
3	56.599	+0.811	14:42:52.746
4	1:03.687	+7.899	14:43:56.433
<b>(40) Aaron Newell</b>			
1	1:02.883	+2.344	14:41:05.195
2	1:00.539		14:42:05.734
3	1:00.648	+0.109	14:43:06.382

Results provisional until the conclusion of judicial and technical matters

Orbits

Chief Timekeeper: D.Bradfield

Clerk of the Course:

Live timing available at [timing.rhwright.co.uk](http://timing.rhwright.co.uk)

[www.mylaps.com](http://www.mylaps.com)

Licensed to: R.H.Wright Timing



## 500 MRCI Kart Meeting

Superkarts

Kirkistown 500 MRCI 1.512 miles

Race 3 (R15)

24/09/2022 17:40

Race (8:00 and 1 Laps)

6	25	51
	11	12
5	69	17
	9	10
4	40	55
	7	8
3	83	27
	5	6
2	3	72
	3	4
1	43	77
	1	2

POLE POSITION

Results provisional until the conclusion of judicial and technical matters

Orbits

Chief Timekeeper: D.Bradfield

Clerk of the Course:

Live timing available at [timing.rhwright.co.uk](http://timing.rhwright.co.uk)

[www.mylaps.com](http://www.mylaps.com)

Licensed to: R.H.Wright Timing

Printed: 24/09/2022 14:52:44



## 500 MRCI Kart Meeting

Sorted on Laps

Superkarts

Kirkistown 500 MRCI 1.512 miles

Race 3 (R15)

24/09/2022 17:40

Race (8:00 and 1 Laps) started at 17:34:58

Pos	No.	Name	Make	Laps	Total Tm	Best Tm	Best Speed	In Lap	Avg. Speed
<b>125 Superkart</b>									
1	55	Ross Witherow	Anderson TM	10	10:15.331	1:00.929	89.334	2	88.457
2	17	Scott Greenaway	Anderson TM	9	9:32.436	1:02.879	86.563	4	85.577
3	25	Noel Lindsay	F1 TM	9	9:46.617	1:04.344	84.593	7	83.508
4	51	Geoffrey Simms	F1 TM	9	9:55.746	1:05.353	83.286	7	82.228
<b>Not classified</b>									
DNF	69	Danny Hyland	Anderson TM	4	4:16.118	1:02.855	86.596	4	85.008
<b>250 Superkart</b>									
1	27	Alan Witherow	Anderson PVP	10	9:28.924	56.184	96.878	4	95.672
2	43	Brian Jones	Anderson PVP	10	9:31.006	56.251	96.763	7	95.323
3	83	Colin Menary	Superkart FPE	10	9:40.257	57.077	95.363	8	93.804
4	3	Liam Fox	Anderson FPE	10	9:40.567	56.843	95.755	8	93.754
5	72	Richard Dewart	Anderson VM	10	9:44.004	57.914	93.985	3	93.202
<b>Not classified</b>									
DNF	77	Stephen McAdam	Anderson Rotax	8	7:57.070	58.345	93.290	3	91.274

Margin of Victory

Avg. Speed

Best Lap Tm

Best Speed

Best Lap by

2.082

95.672

56.184

96.878

27 - Alan Witherow

Results provisional until the conclusion of judicial and technical matters

Orbits

Chief Timekeeper: D.Bradfield

Clerk of the Course:

Live timing available at [timing.rhwright.co.uk](http://timing.rhwright.co.uk)

[www.mylaps.com](http://www.mylaps.com)

Licensed to: R.H.Wright Timing

Printed: 24/09/2022 17:47:32



## 500 MRCI Kart Meeting


Superkarts

Kirkistown 500 MRCI 1.512 miles

Race 3 (R15)

24/09/2022 17:40

Race (8:00 and 1 Laps) started at 17:34:58



Lap	Lap Tm	Diff	Time of Day
<b>(27) Alan Witherow</b>			
1	59.528	+3.344	17:35:58.563
2	56.564	+0.380	17:36:55.127
3	56.710	+0.526	17:37:51.837
4	56.184		17:38:48.021
5	56.293	+0.109	17:39:44.314
6	56.577	+0.393	17:40:40.891
7	56.601	+0.417	17:41:37.492
8	57.446	+1.262	17:42:34.938
9	56.527	+0.343	17:43:31.465
10	56.342	+0.158	17:44:27.807
<b>(43) Brian Jones</b>			
1	59.096	+2.845	17:35:57.979
2	56.781	+0.530	17:36:54.760
3	57.061	+0.810	17:37:51.821
4	56.946	+0.695	17:38:48.767
5	56.366	+0.115	17:39:45.133
6	56.753	+0.502	17:40:41.886
7	56.251		17:41:38.137
8	56.808	+0.557	17:42:34.945
9	56.571	+0.320	17:43:31.516
10	58.373	+2.122	17:44:29.889
<b>(83) Colin Menary</b>			
1	1:00.750	+3.673	17:35:59.924
2	57.409	+0.332	17:36:57.333
3	58.378	+1.301	17:37:55.711
4	58.272	+1.195	17:38:53.983
5	57.727	+0.650	17:39:51.710
6	57.494	+0.417	17:40:49.204
7	57.794	+0.717	17:41:46.998
8	57.077		17:42:44.075
9	57.553	+0.476	17:43:41.628
10	57.512	+0.435	17:44:39.140
<b>(3) Liam Fox</b>			
1	1:01.095	+4.252	17:36:00.261
2	57.789	+0.946	17:36:58.050
3	57.731	+0.888	17:37:55.781
4	58.198	+1.355	17:38:53.979
5	57.801	+0.958	17:39:51.780
6	58.058	+1.215	17:40:49.838
7	57.910	+1.067	17:41:47.748
8	56.843		17:42:44.591
9	57.298	+0.455	17:43:41.889
10	57.861	+0.718	17:44:39.450
<b>(72) Richard Dewart</b>			
1	59.861	+1.947	17:35:58.941
2	58.260	+0.346	17:36:57.201
3	57.914		17:37:55.115
4	58.199	+0.285	17:38:53.314
5	58.296	+0.382	17:39:51.610
6	58.099	+0.185	17:40:49.709
7	57.963	+0.049	17:41:47.672
8	58.051	+0.137	17:42:45.723
9	58.592	+0.678	17:43:44.315
10	58.572	+0.658	17:44:42.887
<b>(55) Ross Witherow</b>			
1	1:03.199	+2.270	17:36:02.933
2	1:00.929		17:37:03.862
3	1:00.953	+0.024	17:38:04.815
4	1:01.027	+0.098	17:39:05.842
5	1:00.989	+0.060	17:40:06.831
6	1:01.022	+0.093	17:41:07.853
7	1:01.227	+0.298	17:42:09.080
8	1:01.517	+0.588	17:43:10.597
9	1:02.629	+1.700	17:44:13.226
10	1:00.988	+0.059	17:45:14.214
<b>(17) Scott Greenaway</b>			

Lap	Lap Tm	Diff	Time of Day
1	1:05.997	+3.118	17:36:05.814
2	1:03.539	+0.660	17:37:09.353
3	1:03.058	+0.179	17:38:12.411
4	1:02.879		17:39:15.290
5	1:02.921	+0.042	17:40:18.211
6	1:03.025	+0.146	17:41:21.236
7	1:03.392	+0.513	17:42:24.628
8	1:03.346	+0.467	17:43:27.974
9	1:03.345	+0.466	17:44:31.319
<b>(25) Noel Lindsay</b>			
1	1:06.895	+2.551	17:36:06.959
2	1:04.608	+0.264	17:37:11.567
3	1:04.868	+0.524	17:38:16.435
4	1:04.385	+0.041	17:39:20.820
5	1:05.423	+1.079	17:40:26.243
6	1:04.934	+0.590	17:41:31.177
7	1:04.344		17:42:35.521
8	1:04.717	+0.373	17:43:40.238
9	1:05.262	+0.918	17:44:45.500
<b>(51) Geoffrey Simms</b>			
1	1:08.269	+2.916	17:36:08.494
2	1:06.097	+0.744	17:37:14.591
3	1:05.493	+0.140	17:38:20.084
4	1:05.815	+0.462	17:39:25.899
5	1:05.761	+0.408	17:40:31.660
6	1:05.725	+0.372	17:41:37.385
7	1:05.353		17:42:42.738
8	1:06.039	+0.686	17:43:48.777
9	1:05.852	+0.499	17:44:54.629
<b>(77) Stephen McAdam</b>			
1	1:01.501	+3.156	17:36:00.988
2	58.706	+0.361	17:36:59.694
3	58.345		17:37:58.039
4	59.313	+0.968	17:38:57.352
5	59.002	+0.657	17:39:56.354
6	59.105	+0.760	17:40:55.459
7	59.718	+1.373	17:41:55.177
8	1:00.776	+2.431	17:42:55.953
<b>(69) Danny Hyland</b>			
1	1:05.445	+2.590	17:36:05.321
2	1:03.582	+0.727	17:37:08.903
3	1:03.243	+0.388	17:38:12.146
4	1:02.855		17:39:15.001

Results provisional until the conclusion of judicial and technical matters

Orbits

Chief Timekeeper: D.Bradfield

Clerk of the Course:

Live timing available at [timing.rhwright.co.uk](http://timing.rhwright.co.uk)

[www.mylaps.com](http://www.mylaps.com)

Licensed to: R.H.Wright Timing