



500MRCI August Race Meeting


BOSS Ireland

Kirkistown 500 MRCI 1.512 miles

Qualifying (Q2)

26/08/2023 09:30

Qualifying started at 9:23:22



Lap	Lap Tm	Diff	Time of Day
(11) Paul O'Connell			
1	56.188	+4.975	9:26:14.832
2	54.061	+2.848	9:27:08.893
3	56.852	+5.639	9:28:05.745
4	52.040	+0.827	9:28:57.785
5	52.204	+0.991	9:29:49.989
6	51.840	+0.627	9:30:41.829
7	56.046	+4.833	9:31:37.875
8	52.106	+0.893	9:32:29.981
9	51.213		9:33:21.194

Lap	Lap Tm	Diff	Time of Day
(7) Tony Greenan			
1	56.824	+4.626	9:25:18.904
2	53.680	+1.482	9:26:12.584
3	55.756	+3.568	9:27:08.340
4	52.793	+0.595	9:28:01.133
5	52.198		9:28:53.331
6	54.539	+2.341	9:29:47.870
7	53.028	+0.830	9:30:40.898
8	53.682	+1.484	9:31:34.580
9	52.619	+0.421	9:32:27.199
10	52.339	+0.141	9:33:19.538
11	54.827	+2.629	9:34:14.365
12	53.932	+1.734	9:35:08.297
13	54.128	+1.930	9:36:02.425

Lap	Lap Tm	Diff	Time of Day
(9) Martin Daly			
1	57.542	+3.964	9:25:47.371
2	58.174	+4.596	9:26:45.545
3	55.289	+1.711	9:27:40.834
4	54.761	+1.183	9:28:35.595
5	56.158	+2.580	9:29:31.753
6	1:00.445	+6.867	9:30:32.198
7	55.638	+2.060	9:31:27.836
8	54.929	+1.351	9:32:22.765
9	54.500	+0.922	9:33:17.265
10	56.402	+2.824	9:34:13.667
11	53.578		9:35:07.245
12	56.424	+2.846	9:36:03.669

Lap	Lap Tm	Diff	Time of Day
(55) Noel Robinson			
1	1:17.329	+23.183	9:27:12.830
2	57.223	+3.077	9:28:10.053
3	57.931	+3.785	9:29:07.984
4	55.588	+1.442	9:30:03.572
5	54.755	+0.609	9:30:58.327
6	55.198	+1.052	9:31:53.525
7	56.075	+1.929	9:32:49.600
8	54.146		9:33:43.746
9	54.332	+0.186	9:34:38.078
10	1:05.803	+11.657	9:35:43.881

Lap	Lap Tm	Diff	Time of Day
(27) Barry Rabbitt			
1	1:12.384	+18.068	9:30:14.341
2	57.638	+3.322	9:31:11.979
3	59.098	+4.782	9:32:11.077
4	56.380	+2.064	9:33:07.457
5	55.315	+0.999	9:34:02.772
6	55.094	+0.778	9:34:57.866
7	54.316		9:35:52.182

Lap	Lap Tm	Diff	Time of Day
(23) Jonathan Fildes			
1	1:23.357	+28.845	9:27:29.631
2	56.577	+2.065	9:28:26.208
3	55.648	+1.136	9:29:21.856
4	56.377	+1.865	9:30:18.233
5	55.039	+0.527	9:31:13.272
6	55.605	+1.093	9:32:08.877
7	54.512		9:33:03.389

Lap	Lap Tm	Diff	Time of Day
(47) Johnny Keating			
1	1:00.650	+4.206	9:27:34.639
2	59.945	+3.504	9:28:34.584

Lap	Lap Tm	Diff	Time of Day
3	58.495	+2.054	9:29:33.079
4	1:02.019	+5.578	9:30:35.098
5	56.745	+0.304	9:31:31.843
6	58.337	+1.896	9:32:30.180
7	57.013	+0.572	9:33:27.193
8	59.769	+3.328	9:34:26.962
9	56.441		9:35:23.403
10	56.601	+0.160	9:36:20.004

Lap	Lap Tm	Diff	Time of Day
(73) Kayleigh Cole			
1	1:05.835	+9.309	9:25:48.460
2	59.800	+3.274	9:26:48.260
3	57.974	+1.448	9:27:46.234
4	57.952	+1.426	9:28:44.186
5	56.770	+0.244	9:29:40.956
6	59.739	+3.213	9:30:40.695
7	57.630	+1.104	9:31:38.325
8	56.873	+0.347	9:32:35.198
9	56.580	+0.054	9:33:31.778
10	57.097	+0.571	9:34:28.875
11	56.526		9:35:25.401
12	56.537	+0.011	9:36:21.938

Lap	Lap Tm	Diff	Time of Day
(77) Shane Rabbitt			
1	1:16.223	+19.586	9:30:40.139
2	1:07.043	+10.406	9:31:47.182
3	59.113	+2.476	9:32:46.295
4	58.034	+1.397	9:33:44.329
5	56.679	+0.042	9:34:41.008
6	56.637		9:35:37.645

Lap	Lap Tm	Diff	Time of Day
(21) Daniel Faherty			
1	1:03.364	+6.074	9:26:37.848
2	1:00.060	+2.770	9:27:37.908
3	59.951	+2.661	9:28:37.859
4	1:00.659	+3.369	9:29:38.518
5	58.155	+0.865	9:30:36.673
6	57.985	+0.695	9:31:34.658
7	57.713	+0.423	9:32:32.371
8	57.290		9:33:29.661
9	58.197	+0.907	9:34:27.858
10	1:00.246	+2.956	9:35:28.104

Lap	Lap Tm	Diff	Time of Day
(42) Rob King			
1	1:02.931	+3.820	9:26:27.722
2	1:01.048	+1.937	9:27:28.770
3	1:01.872	+2.761	9:28:30.642
4	59.719	+0.608	9:29:30.361
5	3:44.203	+2:45.092	9:33:14.564
6	59.111		9:34:13.675
7	59.751	+0.640	9:35:13.426
8	59.411	+0.300	9:36:12.837

Lap	Lap Tm	Diff	Time of Day
(26) Dan Daly			
1	1:04.006	+4.713	9:26:07.889
2	1:00.444	+1.151	9:27:08.333
3	1:00.961	+1.668	9:28:09.294
4	1:00.107	+0.814	9:29:09.401
5	1:00.917	+1.624	9:30:10.318
6	1:00.935	+1.642	9:31:11.253
7	59.293		9:32:10.546
8	59.877	+0.584	9:33:10.423
9	1:01.999	+2.706	9:34:12.422
10	59.930	+0.637	9:35:12.352
11	1:00.096	+0.803	9:36:12.448

Lap	Lap Tm	Diff	Time of Day
(6) Gary Graham			
1	1:04.649	+4.206	9:26:31.965
2	1:02.255	+1.812	9:27:34.220
3	1:03.359	+2.916	9:28:37.579
4	1:01.900	+1.457	9:29:39.479
5	1:01.629	+1.186	9:30:41.108
6	1:05.580	+5.137	9:31:46.688
7	1:03.351	+2.908	9:32:50.039

Results provisional until the conclusion of judicial and technical matters

Orbits

Chief Timekeeper: D.Bradfield

Clerk of the Course: Chris Edwards

Live timing available at timing.rhwright.co.uk

www.mylaps.com

Licensed to: R.H.Wright Timing





R.H.Wright Timing

500MRCI August Race Meeting

Sorted on best lap time

BOSS Ireland

Kirkistown 500 MRCI 1.512 miles

Qualifying (Q2)

26/08/2023 09:30

Qualifying started at 9:23:22

Pos	No.	Name	Make	Best Tm	Diff	In Lap	Best Speed	2nd Best	2nd Lap
1	11	Paul O'Connell	3.3 Dallara Cosworth	51.213		9	106.282	51.840	6
2	7	Tony Greenan	2.0 Dallara F317	52.198	0.985	5	104.276	52.339	10
3	9	Martin Daly	3.5 Dallara Renault	53.578	2.365	11	101.591	54.500	9
4	55	Noel Robinson	3.5 Dallara Renault	54.146	2.933	8	100.525	54.332	9
5	27	Barry Rabbitt	2.0 Dallara F312	54.316	3.103	7	100.210	55.094	6
6	23	Jonathan Fildes	3.5 Lola T96/50	54.512	3.299	7	99.850	55.039	5
7	47	Johnny Keating	1.4 JKS 001	56.441	5.228	9	96.437	56.601	10
8	73	Kayleigh Cole		56.526	5.313	11	96.292	56.537	12
9	77	Shane Rabbitt	2.0 Tatuus FR	56.637	5.424	6	96.104	56.679	5
10	21	Daniel Faherty	2.0 Dallara F311	57.290	6.077	8	95.008	57.713	7
11	42	Rob King	1.5 Radical SR3	59.111	7.898	6	92.081	59.411	8
12	26	Dan Daly	3.0 Lola Nissan T90	59.293	8.080	7	91.799	59.877	8
13	6	Gary Graham	2.0 Tatuus FR	1:00.443	9.230	8	90.052	1:01.629	5
14	2	Stanley Watson	2.0 Dallara F3			0	-		0
15	20	John Daly	3.8 Lola GM			0	-		0
16	51	Eamon Matheson	2.0 Rihanna F3			0	-		0
17	67	Alex Wilsdon	1.6 Radical PR06			0	-		0

Announcements

No transponder times recorded for Car 51

Results provisional until the conclusion of judicial and technical matters

Orbits

Chief Timekeeper: D.Bradfield

Clerk of the Course: Chris Edwards

Live timing available at timing.rhwright.co.uk

www.mylaps.com

Licensed to: R.H.Wright Timing

Printed: 26/08/2023 09:41:48



500MRCI August Race Meeting

BOSS Ireland

Kirkistown 500 MRCI 1.512 miles

Race 1 (R1)

26/08/2023 11:30

Race (15:00 and 1 Laps)

9	67	
	17	
8	2	20
	15	16
7	6	51
	13	14
6	42	26
	11	12
5	77	21
	9	10
4	47	73
	7	8
3	27	23
	5	6
2	9	55
	3	4
1	11	7
	1	2

POLE POSITION

Results provisional until the conclusion of judicial and technical matters

Orbits

Chief Timekeeper: D.Bradfield

Clerk of the Course: Chris Edwards

Live timing available at timing.rhwright.co.uk

www.mylaps.com

Licensed to: R.H.Wright Timing

Printed: 26/08/2023 09:40:37



500MRCI August Race Meeting

BOSS Ireland

Kirkistown 500 MRCI 1.512 miles

Race 1 (R1)

26/08/2023 11:30

Race (15:00 and 1 Laps) started at 11:13:32

Lap	Lap Tm	Diff	Time of Day
(11) Paul O'Connell			
1	57.658	+6.345	11:14:32.575
2	52.250	+0.937	11:15:24.825
3	52.026	+0.713	11:16:16.851
4	51.980	+0.667	11:17:08.831
5	52.370	+1.057	11:18:01.201
6	53.285	+1.972	11:18:54.486
7	52.379	+1.066	11:19:46.865
8	53.540	+2.227	11:20:40.405
9	52.368	+1.055	11:21:32.773
10	52.006	+0.693	11:22:24.779
11	52.525	+1.212	11:23:17.304
12	53.255	+1.942	11:24:10.559
13	51.697	+0.384	11:25:02.256
14	51.313		11:25:53.569
15	52.658	+1.345	11:26:46.227
16	52.941	+1.628	11:27:39.168
17	53.017	+1.704	11:28:32.185
18	51.974	+0.661	11:29:24.159
19	53.768	+2.455	11:30:17.927
(7) Tony Greenan			
1	58.865	+6.822	11:14:33.656
2	52.747	+0.704	11:15:26.403
3	52.631	+0.588	11:16:19.034
4	52.405	+0.362	11:17:11.439
5	52.113	+0.070	11:18:03.552
6	52.949	+0.906	11:18:56.501
7	52.332	+0.289	11:19:48.833
8	55.467	+3.424	11:20:44.300
9	52.843	+0.800	11:21:37.143
10	52.266	+0.223	11:22:29.409
11	52.237	+0.194	11:23:21.646
12	52.155	+0.112	11:24:13.801
13	52.250	+0.207	11:25:06.051
14	52.043		11:25:58.094
15	52.272	+0.229	11:26:50.366
16	52.974	+0.931	11:27:43.340
17	54.136	+2.093	11:28:37.476
18	52.130	+0.087	11:29:29.606
19	52.846	+0.803	11:30:22.452
(55) Noel Robinson			
1	1:02.017	+8.382	11:14:37.063
2	54.781	+1.146	11:15:31.844
3	54.225	+0.590	11:16:26.069
4	54.210	+0.575	11:17:20.279
5	53.706	+0.071	11:18:13.985
6	53.948	+0.313	11:19:07.933
7	54.087	+0.452	11:20:02.020
8	54.657	+1.022	11:20:56.677
9	54.469	+0.834	11:21:51.146
10	55.735	+2.100	11:22:46.881
11	54.639	+1.004	11:23:41.520
12	54.566	+0.931	11:24:36.086
13	54.293	+0.658	11:25:30.379
14	57.116	+3.481	11:26:27.495
15	53.656	+0.021	11:27:21.151
16	53.967	+0.332	11:28:15.118
17	53.635		11:29:08.753
18	53.711	+0.076	11:30:02.464
19	55.847	+2.212	11:30:58.311
(27) Barry Rabbitt			
1	1:01.755	+8.097	11:14:38.017
2	55.125	+1.467	11:15:33.142
3	54.516	+0.858	11:16:27.658
4	54.752	+1.094	11:17:22.410
5	54.464	+0.806	11:18:16.874
6	54.221	+0.563	11:19:11.095
7	54.578	+0.920	11:20:05.673
8	54.218	+0.560	11:20:59.891
9	54.244	+0.586	11:21:54.135

Lap	Lap Tm	Diff	Time of Day
10	56.019	+2.361	11:22:50.154
11	54.795	+1.137	11:23:44.949
12	54.953	+1.295	11:24:39.902
13	54.698	+1.040	11:25:34.600
14	54.084	+0.426	11:26:28.684
15	53.985	+0.327	11:27:22.669
16	53.939	+0.281	11:28:16.608
17	53.745	+0.087	11:29:10.353
18	53.658		11:30:04.011
19	55.325	+1.667	11:30:59.336
(77) Shane Rabbitt			
1	1:02.494	+6.854	11:14:39.011
2	57.272	+1.632	11:15:36.283
3	56.894	+1.254	11:16:33.177
4	56.660	+1.020	11:17:29.837
5	56.663	+1.023	11:18:26.500
6	56.485	+0.845	11:19:22.985
7	55.825	+0.185	11:20:18.810
8	56.085	+0.445	11:21:14.895
9	55.967	+0.327	11:22:10.862
10	56.025	+0.385	11:23:06.887
11	56.413	+0.773	11:24:03.300
12	55.640		11:24:58.940
13	56.324	+0.684	11:25:55.264
14	56.076	+0.436	11:26:51.340
15	56.174	+0.534	11:27:47.514
16	57.582	+1.942	11:28:45.096
17	55.889	+0.249	11:29:40.985
18	56.578	+0.938	11:30:37.563
(73) Kayleigh Cole			
1	1:03.068	+6.680	11:14:39.325
2	57.347	+0.959	11:15:36.672
3	56.964	+0.576	11:16:33.636
4	57.122	+0.734	11:17:30.758
5	56.773	+0.385	11:18:27.531
6	56.918	+0.530	11:19:24.449
7	56.710	+0.322	11:20:21.159
8	57.062	+0.674	11:21:18.221
9	57.485	+1.097	11:22:15.706
10	57.647	+1.259	11:23:13.353
11	57.547	+1.159	11:24:10.900
12	56.388		11:25:07.288
13	56.601	+0.213	11:26:03.889
14	56.823	+0.435	11:27:00.712
15	56.441	+0.053	11:27:57.153
16	57.811	+1.423	11:28:54.964
17	57.275	+0.887	11:29:52.239
18	56.728	+0.340	11:30:48.967
(21) Daniel Faherty			
1	1:06.339	+9.385	11:14:43.038
2	1:00.461	+3.507	11:15:43.499
3	59.522	+2.568	11:16:43.021
4	59.643	+2.689	11:17:42.664
5	57.719	+0.765	11:18:40.383
6	57.545	+0.591	11:19:37.928
7	57.284	+0.330	11:20:35.212
8	57.687	+0.733	11:21:32.899
9	57.708	+0.754	11:22:30.607
10	57.618	+0.664	11:23:28.225
11	58.666	+1.712	11:24:26.891
12	57.957	+1.003	11:25:24.848
13	59.817	+2.863	11:26:24.665
14	57.885	+0.931	11:27:22.550
15	58.816	+1.862	11:28:21.366
16	57.779	+0.825	11:29:19.145
17	56.954		11:30:16.099
18	58.067	+1.113	11:31:14.166
(47) Johnny Keating			
1	1:12.031	+15.868	11:14:48.608
2	1:01.773	+5.610	11:15:50.381

Lap	Lap Tm	Diff	Time of Day
3	57.098	+0.935	11:16:47.479
4	57.408	+1.245	11:17:44.887
5	1:00.076	+3.913	11:18:44.963
6	1:01.429	+5.266	11:19:46.392
7	1:02.273	+6.110	11:20:48.665
8	56.583	+0.420	11:21:45.248
9	58.113	+1.950	11:22:43.361
10	56.163		11:23:39.524
11	58.409	+2.246	11:24:37.933
12	57.342	+1.179	11:25:35.275
13	56.982	+0.819	11:26:32.257
14	57.634	+1.471	11:27:29.891
15	56.621	+0.458	11:28:26.512
16	56.576	+0.413	11:29:23.088
17	58.969	+2.806	11:30:22.057
(26) Dan Daly			
1	1:05.383	+7.523	11:14:42.684
2	1:00.116	+2.256	11:15:42.800
3	1:00.043	+2.183	11:16:42.843
4	1:00.587	+2.727	11:17:43.430
5	1:01.306	+3.446	11:18:44.736
6	1:00.940	+3.080	11:19:45.676
7	59.294	+1.434	11:20:44.970
8	59.345	+1.485	11:21:44.315
9	59.399	+1.539	11:22:43.714
10	59.089	+1.220	11:23:42.794
11	59.338	+1.478	11:24:42.132
12	58.906	+1.046	11:25:41.038
13	57.860		11:26:38.898
14	1:00.344	+2.484	11:27:39.242
15	1:00.289	+2.429	11:28:39.531
16	58.631	+0.771	11:29:38.162
17	1:00.034	+2.174	11:30:38.196
(42) Rob King			
1	1:09.059	+9.831	11:14:46.482
2	1:00.139	+0.911	11:15:46.621
3	59.228		11:16:45.849
4	59.385	+0.157	11:17:45.234
5	1:00.457	+1.229	11:18:45.691
6	1:01.460	+2.232	11:19:47.151
7	1:02.599	+3.371	11:20:49.750
8	59.822	+0.594	11:21:49.572
9	59.637	+0.409	11:22:49.209
10	59.511	+0.283	11:23:48.720
11	59.442	+0.214	11:24:48.162
12	59.657	+0.429	11:25:47.819
13	59.856	+0.628	11:26:47.675
14	59.789	+0.561	11:27:47.464
15	1:00.890	+1.662	11:28:48.354
16	1:00.219	+0.991	11:29:48.573
17	59.396	+0.168	11:30:47.969
(6) Gary Graham			
1	1:11.638	+13.592	11:14:49.817
2	1:01.864	+3.818	11:15:51.681
3	1:00.186	+2.140	11:16:51.867
4	58.684	+0.638	11:17:50.551
5	58.506	+0.460	11:18:49.057
6	58.324	+0.278	11:19:47.381
7	1:02.078	+4.032	11:20:49.459
8	58.716	+0.670	11:21:48.175
9	1:02.663	+4.617	11:22:50.838
10	58.647	+0.601	11:23:49.485
11	58.046		11:24:47.531
12	1:02.416	+4.370	11:25:49.947
13	1:02.662	+4.616	11:26:52.609
14	1:03.172	+5.126	11:27:55.771
15	59.891	+1.845	11:28:55.672
16	1:04.420	+6.374	11:30:00.092
17	1:12.942	+14.896	11:31:13.034
(51) Eamon Matheson			

Results provisional until the conclusion of judicial and technical matters

Orbits

Chief Timekeeper: D.Bradfield

Clerk of the Course: Chris Edwards

www.mylaps.com

Live timing available at timing.rhwright.co.uk

Licensed to: R.H.Wright Timing



500MRCI August Race Meeting

BOSS Ireland

Kirkistown 500 MRCI 1.512 miles

Race 1 (R1)

26/08/2023 11:30

Race (15:00 and 1 Laps) started at 11:13:32

Lap	Lap Tm	Diff	Time of Day
1	1:07.305	+8.544	11:14:44.993
2	1:00.494	+1.733	11:15:45.487
3	58.761		11:16:44.248
4	58.924	+0.163	11:17:43.172
5	59.967	+1.206	11:18:43.139
6	1:01.218	+2.457	11:19:44.357
7	1:06.406	+7.645	11:20:50.763
8	1:04.832	+6.071	11:21:55.595
9	1:07.080	+8.319	11:23:02.675
10	1:09.059	+10.298	11:24:11.734
11	1:10.332	+11.571	11:25:22.066
12	1:09.163	+10.402	11:26:31.229
13	1:07.194	+8.433	11:27:38.423
14	1:09.071	+10.310	11:28:47.494
15	1:13.950	+15.189	11:30:01.444
16	1:07.379	+8.618	11:31:08.823

(23) Jonathan Fildes

1	1:11.853	+17.630	11:14:47.705
2	55.347	+1.124	11:15:43.052
3	54.281	+0.058	11:16:37.333
4	54.369	+0.146	11:17:31.702
5	54.789	+0.566	11:18:26.491
6	54.431	+0.208	11:19:20.922
7	55.873	+1.650	11:20:16.795
8	55.450	+1.227	11:21:12.245
9	54.223		11:22:06.468
10	55.051	+0.828	11:23:01.519
11	55.090	+0.867	11:23:56.609
12	55.062	+0.839	11:24:51.671
13	55.114	+0.891	11:25:46.785
14	54.791	+0.568	11:26:41.576
15	55.382	+1.159	11:27:36.958
16	55.127	+0.904	11:28:32.085
17	55.369	+1.146	11:29:27.454

(20) John Daly

1	1:09.524	+6.350	11:14:47.704
2	1:02.678	-0.496	11:15:50.382
3	1:06.077	+2.903	11:16:56.459
4	1:04.121	+0.947	11:18:00.580
5	1:03.269	+0.095	11:19:03.849
6	1:03.174		11:20:07.023

Lap Lap Tm Diff Time of Day

Lap Lap Tm Diff Time of Day

Results provisional until the conclusion of judicial and technical matters

Orbits

Chief Timekeeper: D.Bradfield

Clerk of the Course: Chris Edwards

Live timing available at timing.rhwright.co.uk

www.mylaps.com

Licensed to: R.H.Wright Timing

Printed: 27/08/2023 16:06:50

Page 2/2



R.H.Wright Timing

500MRCI August Race Meeting

Sorted on Laps

BOSS Ireland

Kirkistown 500 MRCI 1.512 miles

Race 1 (R1)

26/08/2023 11:30

Race (15:00 and 1 Laps) started at 11:13:32

Pos	No.	Name	Make	Laps	Total Tm	Best Tm	Best Speed	In Lap	Avg. Speed
1	11	Paul O'Connell	3.3 Dallara Cosworth	19	16:45.241	51.313	106.075	14	102.878
2	7	Tony Greenan	2.0 Dallara F317	19	16:49.766	52.043	104.587	14	102.417
3	55	Noel Robinson	3.5 Dallara Renault	19	17:25.625	53.635	101.483	17	98.905
4	27	Barry Rabbitt	2.0 Dallara F312	19	17:26.650	53.658	101.439	18	98.808
5	77	Shane Rabbitt	2.0 Tatuus FR	18	17:04.877	55.640	97.826	12	95.596
6	73	Kayleigh Cole		18	17:16.281	56.388	96.528	12	94.544
7	21	Daniel Faherty	2.0 Dallara F311	18	17:41.480	56.954	95.569	17	92.300
8	47	Johnny Keating	1.4 JKS 001	17	16:49.371	56.163	96.915	10	91.672
9	26	Dan Daly	3.0 Lola Nissan T90	17	17:05.510	57.860	94.072	13	90.230
10	42	Rob King	1.5 Radical SR3	17	17:15.283	59.228	91.899	3	89.378
11	6	Gary Graham	2.0 Tatuus FR	17	17:40.348	58.046	93.771	11	87.265
12	51	Eamon Matheson	2.0 Rihanna F3	16	17:36.137	58.761	92.630	3	82.459
Not classified									
DNF	23	Jonathan Fildes	3.5 Lola T96/50	17	15:54.768	54.223	100.382	9	96.915
DNF	20	John Daly	3.8 Lola GM	6	6:34.337	1:03.174	86.159	6	82.818
DNS	9	Martin Daly	3.5 Dallara Renault				-	0	-
DNS	2	Stanley Watson	2.0 Dallara F3				-	0	-
DNS	67	Alex Wilsdon	1.6 Radical PR06				-	0	-

Announcements

No transponder times recorded for Car 20

Margin of Victory	Avg. Speed	Best Lap Tm	Best Speed	Best Lap by
4.525	102.878	51.313	106.075	11 - Paul O'Connell

Results provisional until the conclusion of judicial and technical matters

Orbits

Chief Timekeeper: D.Bradfield

Clerk of the Course: Chris Edwards

Live timing available at timing.rhwright.co.uk

www.mylaps.com

Licensed to: R.H.Wright Timing

Printed: 26/08/2023 11:31:39



R.H.Wright Timing

500MRCI August Race Meeting

BOSS Ireland

Kirkistown 500 MRCI 1.512 miles

Race 2 (R8 - Malcolm Templeton Trophy)

26/08/2023 15:00

Race (15:00 and 1 Laps)

9	67	
	17	
8	2	20
	15	16
7	6	51
	13	14
6	42	26
	11	12
5	77	21
	9	10
4	73	47
	7	8
3	23	27
	5	6
2	55	9
	3	4
1	11	7
	1	2

POLE POSITION

Results provisional until the conclusion of judicial and technical matters

Orbits

Chief Timekeeper: D.Bradfield

Clerk of the Course: Chris Edwards

Live timing available at timing.rhwright.co.uk

www.mylaps.com

Licensed to: R.H.Wright Timing

Printed: 26/08/2023 10:05:21



500MRCI August Race Meeting

BOSS Ireland

Kirkstown 500 MRCI 1.512 miles

Race 2 (R8 - Malcolm Templeton Trophy)

26/08/2023 15:00

Race (14:30 and 1 Laps) started at 14:51:20

Lap	Lap Tm	Diff	Time of Day
(7) Tony Greenan			
1	1:05.029	+12.003	14:52:27.168
2	1:33.057	+40.031	14:54:00.225
3	1:20.784	+27.758	14:55:21.009
4	53.967	+0.941	14:56:14.976
5	1:01.168	+8.142	14:57:16.144
6	12:40.557	11:47.531	15:09:56.701
7	59.073	+6.047	15:10:55.774
8	55.370	+2.344	15:11:51.144
9	55.219	+2.193	15:12:46.363
10	55.352	+2.326	15:13:41.715
11	55.018	+1.992	15:14:36.733
12	53.477	+0.451	15:15:30.210
13	53.026		15:16:23.236
14	53.686	+0.660	15:17:16.922
15	53.145	+0.119	15:18:10.067
16	53.413	+0.387	15:19:03.480
(23) Jonathan Fildes			
1	1:02.595	+8.420	14:52:25.774
2	1:32.900	+38.725	14:53:58.674
3	1:21.589	+27.414	14:55:20.263
4	54.175		14:56:14.438
5	1:00.079	+5.904	14:57:14.517
6	12:42.012	11:47.837	15:09:56.529
7	58.764	+4.589	15:10:55.293
8	55.330	+1.155	15:11:50.623
9	55.379	+1.204	15:12:46.002
10	55.007	+0.832	15:13:41.009
11	55.304	+1.129	15:14:36.313
12	55.217	+1.042	15:15:31.530
13	54.405	+0.230	15:16:25.935
14	59.319	+5.144	15:17:25.254
15	58.493	+4.318	15:18:23.747
16	57.981	+3.806	15:19:21.728
(9) Martin Daly			
1	1:11.717	+18.074	14:52:37.514
2	1:13.140	+19.497	14:54:10.654
3	1:25.264	+31.621	14:55:35.918
4	1:00.762	+7.119	14:56:36.680
5	1:03.670	+10.027	14:57:40.350
p6	12:21.080	11:27.437	15:10:01.430
7	1:04.150	+10.507	15:11:05.580
8	58.482	+4.839	15:12:04.062
9	56.373	+2.730	15:13:00.435
10	56.278	+2.635	15:13:56.713
11	54.540	+0.897	15:14:51.253
12	53.643		15:15:44.896
13	54.581	+0.938	15:16:39.477
14	54.993	+1.350	15:17:34.470
15	54.189	+0.546	15:18:28.659
16	54.379	+0.736	15:19:23.038
(77) Shane Rabbitt			
1	1:05.453	+9.479	14:52:29.211
2	1:32.385	+36.411	14:54:01.596
3	1:20.685	+24.711	14:55:22.281
4	56.221	+0.247	14:56:18.502
5	1:02.311	+6.337	14:57:20.813
6	12:36.382	11:40.408	15:09:57.195
7	59.613	+3.639	15:10:56.808
8	55.974		15:11:52.782
9	56.078	+0.104	15:12:48.860
10	56.063	+0.089	15:13:44.923
11	56.166	+0.192	15:14:41.089
12	56.175	+0.201	15:15:37.264
13	56.256	+0.282	15:16:33.520
14	56.485	+0.511	15:17:30.005
15	57.565	+1.591	15:18:27.570
16	56.829	+0.855	15:19:24.399
(55) Noel Robinson			

Lap	Lap Tm	Diff	Time of Day
1	1:05.170	+11.650	14:52:28.161
2	1:32.858	+39.338	14:54:01.019
3	1:20.345	+26.825	14:55:21.364
4	55.272	+1.752	14:56:16.636
5	1:02.095	+8.575	14:57:18.731
6	12:39.155	11:45.635	15:09:57.886
7	1:19.350	+25.830	15:11:17.236
8	55.066	+1.546	15:12:12.302
9	55.037	+1.517	15:13:07.339
10	54.747	+1.227	15:14:02.086
11	53.853	+0.333	15:14:55.939
12	53.740	+0.220	15:15:49.679
13	53.960	+0.440	15:16:43.639
14	54.022	+0.502	15:17:37.661
15	53.520		15:18:31.181
16	53.844	+0.324	15:19:25.025
(73) Kayleigh Cole			
1	1:07.317	+10.914	14:52:31.153
2	1:32.662	+36.259	14:54:03.815
3	1:20.711	+24.308	14:55:24.526
4	57.399	+0.996	14:56:21.925
5	1:05.465	+9.062	14:57:27.390
6	12:30.863	11:34.460	15:09:58.253
7	1:01.248	+4.845	15:10:59.501
8	57.850	+1.447	15:11:57.351
9	56.941	+0.538	15:12:54.292
10	56.820	+0.417	15:13:51.112
11	56.706	+0.303	15:14:47.818
12	56.403		15:15:44.221
13	56.669	+0.266	15:16:40.890
14	56.649	+0.246	15:17:37.539
15	56.672	+0.269	15:18:34.211
16	56.829	+0.426	15:19:31.040
(26) Dan Daly			
1	1:06.780	+10.006	14:52:31.152
2	1:34.364	+37.590	14:54:05.516
3	1:20.389	+23.615	14:55:25.905
4	1:00.374	+3.600	14:56:26.279
5	1:03.888	+7.114	14:57:30.167
6	12:27.876	11:31.102	15:09:58.043
7	1:01.089	+4.315	15:10:59.132
8	57.066	+0.292	15:11:56.198
9	58.402	+1.628	15:12:54.600
10	57.758	+0.984	15:13:52.358
11	56.774		15:14:49.132
12	56.962	+0.188	15:15:46.094
13	58.437	+1.663	15:16:44.531
14	57.913	+1.139	15:17:42.444
15	58.286	+1.512	15:18:40.730
16	59.297	+2.523	15:19:40.027
(21) Daniel Faherty			
1	1:08.197	+11.710	14:52:32.144
p2	2:33.129	+1:36.642	14:55:05.273
3	1:03.055	+6.568	14:56:08.328
4	58.744	+2.257	14:57:07.072
5	1:02.565	+6.078	14:58:09.637
6	11:49.836	10:53.349	15:09:59.473
7	1:06.833	+10.346	15:11:06.306
8	1:02.386	+5.899	15:12:08.692
9	57.435	+0.948	15:13:06.127
10	56.879	+0.392	15:14:03.006
11	56.535	+0.048	15:14:59.541
12	56.487		15:15:56.028
13	56.649	+0.162	15:16:52.677
14	57.051	+0.564	15:17:49.728
15	56.595	+0.108	15:18:46.323
16	56.949	+0.462	15:19:43.272
(51) Eamon Matheson			
1	1:12.221	+9.927	14:52:39.904
2	1:29.996	+27.702	14:54:09.900

Lap	Lap Tm	Diff	Time of Day
3	1:24.863	+22.569	14:55:34.763
4	1:02.524	+0.230	14:56:37.287
5	1:08.349	+6.055	14:57:45.636
6	12:13.410	11:11.116	15:09:59.046
7	1:06.261	+3.967	15:11:05.307
8	1:03.994	+1.700	15:12:09.301
9	1:02.294		15:13:11.595
10	1:02.996	+0.702	15:14:14.591
11	1:02.328	+0.034	15:15:16.919
12	1:02.500	+0.056	15:16:19.269
13	1:04.501	+2.207	15:17:23.770
14	1:04.676	+2.382	15:18:28.446
15	1:07.092	+4.798	15:19:35.538
(42) Rob King			
1	1:12.567	+13.505	14:52:38.075
2	1:28.508	+29.446	14:54:06.583
3	1:22.824	+23.762	14:55:29.407
4	1:00.564	+1.502	14:56:29.971
5	1:06.236	+7.174	14:57:36.207
6	12:22.834	11:23.772	15:09:59.041
7	1:02.615	+3.553	15:11:01.656
8	59.062		15:12:00.718
9	1:01.638	+2.576	15:13:02.356
10	1:01.385	+2.323	15:14:03.741
(6) Gary Graham			
1	1:12.411	+5.373	14:52:39.563
2	1:29.191	+22.153	14:54:08.754
3	1:24.785	+17.747	14:55:33.539
4	1:07.038		14:56:40.577
(11) Paul O'Connell			
1	1:07.919		14:52:30.312
2	1:32.475	+24.556	14:54:02.787
3	1:19.825	+11.906	14:55:22.612
(47) Johnny Keating			
1	1:15.262		14:52:39.109
2	1:29.186	+13.924	14:54:08.295
3	1:22.805	+7.543	14:55:31.100

Results provisional until the conclusion of judicial and technical matters

Orbits

Chief Timekeeper: D.Bradfield

Clerk of the Course: Chris Edwards

Live timing available at timing.rhwright.co.uk

www.mylaps.com

Printed: 27/08/2023 16:07:09

Licensed to: R.H.Wright Timing



R.H.Wright Timing

500MRCI August Race Meeting

Sorted on Laps

BOSS Ireland

Kirkistown 500 MRCI 1.512 miles

Race 2 (R8 - Malcolm Templeton Trophy)

26/08/2023 15:00

Race (14:30 and 1 Laps) started at 14:51:20

Pos	No.	Name	Make	Laps	Total Tm	Best Tm	Best Speed	In Lap	Avg. Speed
1	7	Tony Greenan	2.0 Dallara F317	16	15:57.981	53.026	102.648	13	90.908
2	23	Jonathan Fildes	3.5 Lola T96/50	16	16:16.229	54.175	100.471	4	89.209
3	9	Martin Daly	3.5 Dallara Renault	16	16:17.539	53.643	101.467	12	89.089
4	77	Shane Rabbitt	2.0 Tatuus FR	16	16:18.900	55.974	97.242	8	88.965
5	55	Noel Robinson	3.5 Dallara Renault	16	16:19.526	53.520	101.701	15	88.909
6	73	Kayleigh Cole	1.0 GEM Yamaha	16	16:25.541	56.403	96.502	12	88.366
7	26	Dan Daly	3.0 Lola Nissan T90	16	16:34.528	56.774	95.872	11	87.567
8	21	Daniel Faherty	2.0 Dallara F311	16	16:37.773	56.487	96.359	12	87.283
9	51	Eamon Matheson	2.0 Rihanna F3	15	16:30.039	1:02.294	87.376	9	82.467
Not classified									
DNF	42	Rob King	1.5 Radical SR3	10	10:58.242	59.062	92.158	8	82.690
DNF	6	Gary Graham	2.0 Tatuus FR	4	5:20.426	1:07.038	81.193	4	67.947
DNF	11	Paul O'Connell	3.3 Dallara Cosworth	3	4:02.461	1:07.919	80.140	1	67.347
DNF	47	Johnny Keating	1.4 JKS 001	3	4:10.949	1:15.262	72.321	1	65.069
DNF	27	Barry Rabbitt	2.0 Dallara F312		3.175		-	0	-
DNF	20	John Daly	3.8 Lola GM		5.129		-	0	-

Announcements

Race Red Flagged on lap5 - Restarted with grid based on lap 4 (Q12.15.2)

Margin of Victory	Avg. Speed	Best Lap Tm	Best Speed	Best Lap by
18.248	90.908	53.026	102.648	7 - Tony Greenan

Results provisional until the conclusion of judicial and technical matters

Orbits

Chief Timekeeper: D.Bradfield

Clerk of the Course: Chris Edwards

Live timing available at timing.rhwright.co.uk

www.mylaps.com

Licensed to: R.H.Wright Timing

Printed: 26/08/2023 15:35:07



500MRCI August Race Meeting


Fiesta/Mazda MX5

Kirkistown 500 MRCI 1.512 miles

Qualifying (Q5)

26/08/2023 10:30

Qualifying started at 10:17:07



Lap	Lap Tm	Diff	Time of Day
(41) Rob Kennedy			
1	1:11.349	+1.852	10:20:05.313
2	1:09.998	+0.501	10:21:15.311
3	1:09.497		10:22:24.808
4	1:09.661	+0.164	10:23:34.469
5	1:10.261	+0.764	10:24:44.730
6	1:10.070	+0.573	10:25:54.800
7	1:11.096	+1.599	10:27:05.896
8	1:09.997	+0.500	10:28:15.893
(14) Francis Allen			
1	1:12.396	+1.774	10:19:37.566
2	1:11.078	+0.456	10:20:48.644
3	1:10.760	+0.138	10:21:59.404
4	1:11.702	+1.080	10:23:11.106
5	1:11.586	+0.964	10:24:22.692
6	1:12.152	+1.530	10:25:34.844
7	1:10.816	+0.194	10:26:45.660
8	1:10.622		10:27:56.282
(34) Damian Moran			
1	1:12.825	+1.084	10:20:20.249
2	1:12.581	+0.840	10:21:32.830
3	1:13.773	+2.032	10:22:46.603
4	1:12.086	+0.345	10:23:58.689
5	1:12.262	+0.541	10:25:10.971
6	1:11.741		10:26:22.712
7	1:13.256	+1.515	10:27:35.968
(22) John Stewart			
1	1:12.907	+0.991	10:20:50.675
2	1:12.832	+0.916	10:22:03.507
3	1:12.117	+0.201	10:23:15.624
4	1:12.227	+0.311	10:24:27.851
5	1:11.916		10:25:39.767
6	1:21.741	+9.825	10:27:01.508
7	1:13.445	+1.529	10:28:14.953
(50) Robert McAllister			
1	1:15.982	+2.904	10:20:14.517
2	1:15.281	+2.203	10:21:29.798
3	1:13.933	+0.855	10:22:43.731
4	1:13.653	+0.575	10:23:57.384
5	1:13.449	+0.371	10:25:10.833
6	1:13.078		10:26:23.911
7	1:13.304	+0.226	10:27:37.215
(173) Andy Irwin			
1	1:18.364	+5.079	10:21:41.306
2	1:14.938	+1.653	10:22:56.244
3	1:16.964	+3.679	10:24:13.208
4	1:13.527	+0.242	10:25:26.735
5	1:13.320	+0.035	10:26:40.055
6	1:13.285		10:27:53.340
(7) Gregory Radcliffe			
1	1:15.822	+2.489	10:20:07.433
2	1:40.351	+27.018	10:21:47.784
3	1:15.311	+1.978	10:23:03.095
4	1:14.741	+1.408	10:24:17.836
5	1:14.544	+1.211	10:25:32.380
6	1:13.771	+0.438	10:26:46.151
7	1:13.333		10:27:59.484
(42) Jim Kennedy			
1	1:17.634	+3.611	10:19:47.908
2	1:17.190	+3.167	10:21:05.098
3	1:18.404	+4.381	10:22:23.502
4	1:15.177	+1.154	10:23:38.679
5	1:14.740	+0.717	10:24:53.419
6	1:14.040	+0.017	10:26:07.459
7	1:14.023		10:27:21.482

Lap	Lap Tm	Diff	Time of Day
(1) Derek Graham			
1	1:25.966	+8.852	10:20:35.215
2	1:17.406	+0.292	10:21:52.621
3	1:17.506	+0.392	10:23:10.127
4	1:17.503	+0.389	10:24:27.630
5	1:23.584	+6.470	10:25:51.214
6	1:17.194	+0.080	10:27:08.408
7	1:17.114		10:28:25.522
(27) Keith Rabbitt			
1	1:18.152	+0.946	10:20:39.265
2	1:17.508	+0.302	10:21:56.773
3	1:17.340	+0.134	10:23:14.113
4	1:17.206		10:24:31.319
5	1:17.820	+0.614	10:25:49.139
6	1:22.169	+4.963	10:27:11.308
(49) Michael Graham			
1	1:18.653	+1.098	10:20:28.631
2	1:17.868	+0.313	10:21:46.499
3	1:18.053	+0.498	10:23:04.552
4	1:17.555		10:24:22.107
5	1:18.013	+0.458	10:25:40.120
6	1:18.403	+0.848	10:26:58.523
7	1:18.078	+0.523	10:28:16.601
(28) Stephen Walker			
1	1:20.344	+1.895	10:21:35.333
2	1:18.605	+0.156	10:22:53.938
3	1:19.192	+0.743	10:24:13.130
4	1:18.767	+0.318	10:25:31.897
5	1:19.497	+1.048	10:26:51.394
6	1:18.449		10:28:09.843
(21) Megan Campbell			
1	1:19.303	+0.734	10:20:58.636
2	1:19.297	+0.728	10:22:17.933
3	1:19.380	+0.811	10:23:37.313
4	1:19.329	+0.760	10:24:56.642
5	1:18.569		10:26:15.211
6	1:18.569		10:27:33.780
(888) Paul Larkham			
1	1:21.276	+1.164	10:20:48.611
2	1:20.112		10:22:08.723
3	1:20.283	+0.171	10:23:29.006
4	1:20.430	+0.318	10:24:49.436
5	1:20.682	+0.570	10:26:10.118
6	1:20.441	+0.329	10:27:30.559
(8) Michael Mulholland			
1	1:21.593	+1.272	10:20:36.082
2	1:20.321		10:21:56.403
3	1:21.955	+1.634	10:23:18.358
4	1:20.556	+0.235	10:24:38.914
5	1:20.719	+0.398	10:25:59.633
6	1:20.737	+0.416	10:27:20.370
(118) Jason Cross			
1	1:27.472	+5.634	10:21:30.202
2	1:24.182	+2.344	10:22:54.384
3	1:21.981	+0.143	10:24:16.365
4	1:22.751	+0.913	10:25:39.116
5	1:24.425	+2.587	10:27:03.541
6	1:21.838		10:28:25.379
(26) Grace McCallion			
1	1:22.497	+0.339	10:21:03.955
2	1:22.158		10:22:26.113
3	1:23.236	+1.078	10:23:49.349
4	1:22.517	+0.359	10:25:11.866
5	1:22.547	+0.389	10:26:34.413
6	1:35.373	+13.215	10:28:09.786

Results provisional until the conclusion of judicial and technical matters

Orbits

Chief Timekeeper: D.Bradfield

Clerk of the Course: Chris Edwards

Live timing available at timing.rhwright.co.uk

www.mylaps.com

Licensed to: R.H.Wright Timing



R.H.Wright Timing

500MRCI August Race Meeting

Sorted on best lap time

Fiesta/Mazda MX5

Kirkistown 500 MRCI 1.512 miles

Qualifying (Q5)

26/08/2023 10:30

Qualifying started at 10:17:07

Pos	No.	Name	Make	Best Tm	Diff	In Lap	Best Speed	2nd Best	2nd Lap
Ford Fiesta									
1	1	Derek Graham	1.3 Ford Fiesta	1:17.114		7	70.584	1:17.194	6
2	27	Keith Rabbitt	1.25 Ford Fiesta	1:17.206	0.092	4	70.500	1:17.340	3
3	49	Michael Graham	1.3 Ford Fiesta	1:17.555	0.441	4	70.183	1:17.868	2
4	28	Stephen Walker	1.3 Ford Fiesta	1:18.449	1.335	6	69.383	1:18.605	2
5	21	Megan Campbell	1.3 Ford Fiesta	1:18.569	1.455	5	69.277	1:18.569	6
6	888	Paul Larkham	1.3 Ford Fiesta	1:20.112	2.998	2	67.943	1:20.283	3
7	8	Michael Mulholland	1.3 Ford Fiesta	1:20.321	3.207	2	67.766	1:20.556	4
8	118	Jason Cross	1.3 Ford Fiesta	1:21.838	4.724	6	66.510	1:21.981	3
9	26	Grace McCallion	1.3 Ford Fiesta	1:22.158	5.044	2	66.251	1:22.497	1
10	29	Henry White	1.3 Ford Fiesta			0	-		0
Mazda MX5									
1	41	Rob Kennedy	1.8 Mazda MX5	1:09.497		3	78.320	1:09.661	4
2	14	Francis Allen	1.8 Mazda MX5	1:10.622	1.125	8	77.073	1:10.760	3
3	34	Damian Moran	1.8 Mazda MX5	1:11.741	2.244	6	75.870	1:12.086	4
4	22	John Stewart	1.8 Mazda MX5	1:11.916	2.419	5	75.686	1:12.117	3
5	50	Robert McAllister	1.8 Mazda MX5	1:13.078	3.581	6	74.482	1:13.304	7
6	173	Andy Irwin	1.8 Mazda MX5	1:13.285	3.788	6	74.272	1:13.320	5
7	7	Gregory Radcliffe	1.8 Mazda MX5	1:13.333	3.836	7	74.223	1:13.771	6
8	42	Jim Kennedy	1.8 Mazda MX5	1:14.023	4.526	7	73.531	1:14.040	6
9	311	Stuart Annesley	1.8 Mazda MX5			0	-		0

Results provisional until the conclusion of judicial and technical matters

Orbits

Chief Timekeeper: D.Bradfield

Clerk of the Course: Chris Edwards

Live timing available at timing.rhwright.co.uk

www.mylaps.com

Licensed to: R.H.Wright Timing

Printed: 26/08/2023 10:29:25



500MRCI August Race Meeting

Fiesta/Mazda MX5

Kirkistown 500 MRCI 1.512 miles

Race 1 (R5)

26/08/2023 13:30

Race (12:00 and 1 Laps)

11	311	
	21	
10	26	29
	19	20
9	8	118
	17	18
8	21	888
	15	16
7	49	28
	13	14
6	1	27
	11	12
5		10
	9	42
4	7	8
	7	173
3	50	6
	5	22
2	34	4
	3	14
1	41	2
	1	

POLE POSITION

Results provisional until the conclusion of judicial and technical matters

Orbits

Chief Timekeeper: D.Bradfield

Clerk of the Course: Chris Edwards

Live timing available at timing.rhwright.co.uk

www.mylaps.com

Licensed to: R.H.Wright Timing

Printed: 26/08/2023 10:30:20



500MRCI August Race Meeting

Fiesta/Mazda MX5

Kirkistown 500 MRCI 1.512 miles

Race 1 (R5)

26/08/2023 13:30

Race (12:00 and 1 Laps) started at 12:44:14

Lap	Lap Tm	Diff	Time of Day
(14) Francis Allen			
1	1:16.515	+6.228	12:45:32.989
2	1:10.436	+0.149	12:46:43.425
3	1:10.625	+0.338	12:47:54.050
4	1:12.147	+1.860	12:49:06.197
5	1:11.032	+0.745	12:50:17.229
6	1:10.287		12:51:27.516
7	1:12.743	+2.456	12:52:40.259
8	1:10.504	+0.217	12:53:50.763
9	1:10.951	+0.664	12:55:01.714
10	1:11.143	+0.856	12:56:12.857
11	1:11.510	+1.223	12:57:24.367
12	1:11.635	+1.348	12:58:36.002
(34) Damian Moran			
1	1:16.672	+5.262	12:45:33.872
2	1:12.380	+0.970	12:46:46.252
3	1:11.410		12:47:57.662
4	1:15.809	+4.399	12:49:13.471
5	1:11.712	+0.302	12:50:25.183
6	1:11.972	+0.562	12:51:37.155
7	1:11.769	+0.359	12:52:48.924
8	1:12.310	+0.900	12:54:01.234
9	1:13.114	+1.704	12:55:14.348
10	1:11.977	+0.567	12:56:26.325
11	1:12.673	+1.263	12:57:38.998
12	1:12.216	+0.806	12:58:51.214
(22) John Stewart			
1	1:17.502	+5.562	12:45:35.214
2	1:12.029	+0.089	12:46:47.243
3	1:11.978	+0.038	12:47:59.221
4	1:11.940		12:49:11.161
5	1:12.509	+0.569	12:50:23.670
6	1:11.959	+0.019	12:51:35.629
7	1:13.470	+1.530	12:52:49.099
8	1:16.149	+4.209	12:54:05.248
9	1:12.901	+0.961	12:55:18.149
10	1:13.787	+1.847	12:56:31.936
11	1:13.350	+1.410	12:57:45.286
12	1:13.589	+1.649	12:58:58.875
(7) Gregory Radcliffe			
1	1:18.726	+5.920	12:45:37.107
2	1:14.027	+1.221	12:46:51.134
3	1:14.409	+1.603	12:48:05.543
4	1:13.175	+0.369	12:49:18.718
5	1:13.377	+0.571	12:50:32.095
6	1:13.577	+0.771	12:51:45.672
7	1:13.695	+0.889	12:52:59.367
8	1:13.213	+0.407	12:54:12.580
9	1:13.386	+0.580	12:55:25.966
10	1:13.155	+0.349	12:56:39.121
11	1:13.230	+0.424	12:57:52.351
12	1:12.806		12:59:05.157
(42) Jim Kennedy			
1	1:22.297	+9.671	12:45:40.747
2	1:14.138	+1.512	12:46:54.885
3	1:12.626		12:48:07.511
4	1:12.673	+0.047	12:49:20.184
5	1:13.072	+0.446	12:50:33.256
6	1:12.809	+0.183	12:51:46.065
7	1:13.788	+1.162	12:52:59.853
8	1:13.246	+0.620	12:54:13.099
9	1:13.145	+0.519	12:55:26.244
10	1:13.098	+0.472	12:56:39.342
11	1:13.615	+0.989	12:57:52.957
12	1:13.389	+0.763	12:59:06.346
(50) Robert McAllister			
1	1:18.110	+6.182	12:45:37.138
2	1:14.195	+1.267	12:46:51.333

Lap	Lap Tm	Diff	Time of Day
3	1:14.439	+1.511	12:48:05.772
4	1:13.415	+0.487	12:49:19.187
5	1:15.098	+2.170	12:50:34.285
6	1:13.668	+0.740	12:51:47.953
7	1:12.973	+0.045	12:53:00.926
8	1:12.928		12:54:13.854
9	1:13.102	+0.174	12:55:26.956
10	1:13.202	+0.274	12:56:40.158
11	1:13.461	+0.533	12:57:53.619
12	1:13.439	+0.511	12:59:07.058
(173) Andy Irwin			
1	1:25.460	+12.300	12:45:43.522
2	1:14.769	+1.609	12:46:58.291
3	1:13.910	+0.750	12:48:12.201
4	1:13.390	+0.230	12:49:25.591
5	1:13.793	+0.633	12:50:39.384
6	1:13.355	+0.195	12:51:52.739
7	1:13.387	+0.227	12:53:06.126
8	1:13.977	+0.817	12:54:20.103
9	1:13.160		12:55:33.263
10	1:13.271	+0.111	12:56:46.534
11	1:14.840	+1.680	12:58:01.374
12	1:19.831	+6.671	12:59:21.205
(27) Keith Rabbit			
1	1:21.563	+4.509	12:45:40.926
2	1:17.654	+0.600	12:46:58.580
3	1:18.449	+1.395	12:48:17.029
4	1:18.534	+1.480	12:49:35.563
5	1:18.470	+1.416	12:50:54.033
6	1:18.359	+1.305	12:52:12.392
7	1:18.009	+0.955	12:53:30.401
8	1:17.054		12:54:47.455
9	1:17.140	+0.086	12:56:04.595
10	1:17.838	+0.784	12:57:22.433
11	1:17.897	+0.843	12:58:40.330
(49) Michael Graham			
1	1:21.924	+4.533	12:45:41.931
2	1:17.391		12:46:59.322
3	1:18.275	+0.884	12:48:17.597
4	1:18.451	+1.060	12:49:36.048
5	1:18.344	+0.953	12:50:54.392
6	1:18.893	+1.502	12:52:13.285
7	1:18.865	+1.474	12:53:32.150
8	1:17.862	+0.471	12:54:50.012
9	1:18.040	+0.649	12:56:08.052
10	1:17.973	+0.582	12:57:26.025
11	1:17.915	+0.524	12:58:43.940
(1) Derek Graham			
1	1:21.810	+4.353	12:45:41.449
2	1:17.588	+0.131	12:46:59.037
3	1:18.248	+0.791	12:48:17.285
4	1:18.567	+1.110	12:49:35.852
5	1:18.147	+0.690	12:50:53.999
6	1:17.876	+0.419	12:52:11.875
7	1:17.457		12:53:29.332
8	1:17.640	+0.183	12:54:46.972
9	1:18.313	+0.856	12:56:05.285
10	1:21.010	+3.553	12:57:26.295
11	1:17.929	+0.472	12:58:44.224
(21) Megan Campbell			
1	1:23.275	+5.132	12:45:43.813
2	1:19.881	+1.738	12:47:03.694
3	1:18.582	+0.439	12:48:22.276
4	1:18.374	+0.231	12:49:40.650
5	1:18.379	+0.236	12:50:59.029
6	1:18.350	+0.207	12:52:17.379
7	1:18.289	+0.146	12:53:35.668
8	1:18.728	+0.585	12:54:54.396
9	1:18.471	+0.328	12:56:12.867

Lap	Lap Tm	Diff	Time of Day
10	1:18.143		12:57:31.010
11	1:18.434	+0.291	12:58:49.444
(28) Stephen Walker			
1	1:23.827	+5.331	12:45:43.960
2	1:20.243	+1.747	12:47:04.203
3	1:19.893	+1.397	12:48:24.096
4	1:18.898	+0.402	12:49:42.994
5	1:18.574	+0.078	12:51:01.568
6	1:18.850	+0.354	12:52:20.418
7	1:18.542	+0.046	12:53:38.960
8	1:18.496		12:54:57.456
9	1:18.698	+0.202	12:56:16.154
10	1:19.513	+1.017	12:57:35.667
11	1:18.898	+0.402	12:58:54.565
(888) Paul Larkham			
1	1:24.496	+5.597	12:45:44.851
2	1:19.955	+1.056	12:47:04.806
3	1:20.032	+1.133	12:48:24.838
4	1:18.899		12:49:43.737
5	1:19.284	+0.385	12:51:03.021
6	1:19.199	+0.300	12:52:22.220
7	1:19.274	+0.375	12:53:41.494
8	1:19.760	+0.861	12:55:01.254
9	1:19.646	+0.747	12:56:20.900
10	1:20.117	+1.218	12:57:41.017
11	1:19.963	+1.064	12:59:00.980
(29) Henry White			
1	1:24.087	+5.026	12:45:45.372
2	1:19.557	+0.496	12:47:04.929
3	1:19.555	+0.494	12:48:24.484
4	1:19.061		12:49:43.545
5	1:19.157	+0.096	12:51:02.702
6	1:19.175	+0.114	12:52:21.877
7	1:19.445	+0.384	12:53:41.322
8	1:19.636	+0.575	12:55:00.958
9	1:19.740	+0.679	12:56:20.698
10	1:19.894	+0.833	12:57:40.592
11	1:20.486	+1.425	12:59:01.078
(118) Jason Cross			
1	1:27.762	+7.105	12:45:49.153
2	1:21.037	+0.380	12:47:10.190
3	1:21.075	+0.418	12:48:31.265
4	1:20.657		12:49:51.922
5	1:21.014	+0.357	12:51:12.936
6	1:20.790	+0.133	12:52:33.726
7	1:20.889	+0.232	12:53:54.615
8	1:21.917	+1.260	12:55:16.532
9	1:22.382	+1.725	12:56:38.914
10	1:21.283	+0.626	12:58:00.197
11	1:20.888	+0.231	12:59:21.085
(8) Michael Mulholland			
1	1:28.896	+8.077	12:45:50.170
2	1:22.201	+1.382	12:47:12.371
3	1:24.029	+3.210	12:48:36.400
4	1:23.403	+2.584	12:49:59.803
5	1:22.367	+1.548	12:51:22.170
6	1:25.320	+4.501	12:52:47.490
7	1:23.293	+2.474	12:54:10.783
8	1:23.466	+2.647	12:55:34.249
9	1:21.009	+0.190	12:56:55.258
10	1:20.972	+0.153	12:58:16.230
11	1:20.819		12:59:37.049
(26) Grace McCallion			
1	1:27.874	+5.516	12:45:49.814
2	1:22.358		12:47:12.172
3	1:24.100	+1.742	12:48:36.272
4	1:22.709	+0.351	12:49:58.981
5	1:23.317	+0.959	12:51:22.298

Results provisional until the conclusion of judicial and technical matters

Orbits

Chief Timekeeper: D.Bradfield

Clerk of the Course: Chris Edwards

Live timing available at timing.rhwright.co.uk

www.mylaps.com

Licensed to: R.H.Wright Timing





500MRCI August Race Meeting


Fiesta/Mazda MX5

Kirkistown 500 MRCI 1.512 miles

Race 1 (R5)

26/08/2023 13:30

Race (12:00 and 1 Laps) started at 12:44:14



Lap	Lap Tm	Diff	Time of Day
6	1:25.933	+3.575	12:52:48.231
7	1:25.589	+3.231	12:54:13.820
8	1:24.145	+1.787	12:55:37.965
9	1:24.064	+1.706	12:57:02.029
10	1:23.655	+1.297	12:58:25.684
11	1:23.815	+1.457	12:59:49.499

(41) Rob Kennedy

Lap	Lap Tm	Diff	Time of Day
1	1:16.875	+7.514	12:45:33.710
2	1:09.980	+0.619	12:46:43.690
3	1:10.364	+1.003	12:47:54.054
4	1:12.563	+3.202	12:49:06.617
5	1:10.130	+0.769	12:50:16.747
6	1:09.361		12:51:26.108
7	1:14.558	+5.197	12:52:40.666
8	1:09.673	+0.312	12:53:50.339
9	1:10.313	+0.952	12:55:00.652
10	1:11.050	+1.689	12:56:11.702
11	1:09.717	+0.356	12:57:21.419
12	1:09.593	+0.232	12:58:31.012

Lap	Lap Tm	Diff	Time of Day
-----	--------	------	-------------

Lap	Lap Tm	Diff	Time of Day
-----	--------	------	-------------

Results provisional until the conclusion of judicial and technical matters

Orbits

Chief Timekeeper: D.Bradfield

Clerk of the Course: Chris Edwards

Live timing available at timing.rhwright.co.uk

www.mylaps.com

Licensed to: R.H.Wright Timing



500MRCI August Race Meeting

Sorted on Laps

Fiesta/Mazda MX5

Kirkistown 500 MRCI 1.512 miles

Race 1 (R5)

26/08/2023 13:30

Race (12:00 and 1 Laps) started at 12:44:14

Pos	No.	Name	Make	Laps	Total Tm	Best Tm	Best Speed	In Lap	Avg. Speed
Ford Fiesta									
1	27	Keith Rabbitt	1.25 Ford Fiesta	11	14:25.941	1:17.054	70.639	8	69.142
2	49	Michael Graham	1.3 Ford Fiesta	11	14:29.551	1:17.391	70.331	2	68.855
3	1	Derek Graham	1.3 Ford Fiesta	11	14:29.835	1:17.457	70.272	7	68.833
4	21	Megan Campbell	1.3 Ford Fiesta	11	14:35.055	1:18.143	69.655	10	68.422
5	28	Stephen Walker	1.3 Ford Fiesta	11	14:40.176	1:18.496	69.341	8	68.024
6	888	Paul Larkham	1.3 Ford Fiesta	11	14:46.591	1:18.899	68.987	4	67.532
7	29	Henry White	1.3 Ford Fiesta	11	14:46.689	1:19.061	68.846	4	67.524
8	118	Jason Cross	1.3 Ford Fiesta	11	15:06.696	1:20.657	67.484	4	66.035
9	8	Michael Mulholland	1.3 Ford Fiesta	11	15:22.660	1:20.819	67.348	11	64.892
10	26	Grace McCallion	1.3 Ford Fiesta	11	15:35.110	1:22.358	66.090	2	64.028
Mazda MX5									
1	14	Francis Allen	1.8 Mazda MX5	12	14:21.613	1:10.287	77.440	6	75.807
2	34	Damian Moran	1.8 Mazda MX5	12	14:36.825	1:11.410	76.222	3	74.492
3	22	John Stewart	1.8 Mazda MX5	12	14:44.486	1:11.940	75.661	4	73.847
4	7	Gregory Radcliffe	1.8 Mazda MX5	12	14:50.768	1:12.806	74.761	12	73.326
5	42	Jim Kennedy	1.8 Mazda MX5	12	14:51.957	1:12.626	74.946	3	73.228
6	50	Robert McAllister	1.8 Mazda MX5	12	14:52.669	1:12.928	74.636	8	73.170
7	173	Andy Irwin	1.8 Mazda MX5	12	15:06.816	1:13.160	74.399	9	72.028
Not classified									
DNS	311	Stuart Annesley	1.8 Mazda MX5					0	-
DQ	41	Rob Kennedy	1.8 Mazda MX5	12	14:16.623	1:09.361	78.474	6	76.249

Announcements

Disqualification - Car 41 - Technical Infringement (Underweight C3.1.1)

Margin of Victory	Avg. Speed	Best Lap Tm	Best Speed	Best Lap by
15.212	75.807	1:10.287	77.440	14 - Francis Allen

Results provisional until the conclusion of judicial and technical matters

Orbits

Chief Timekeeper: D.Bradfield

Clerk of the Course: Chris Edwards

Live timing available at timing.rhwright.co.uk

www.mylaps.com

Licensed to: R.H.Wright Timing

Printed: 26/08/2023 13:23:08



500MRCI August Race Meeting

Fiesta/Mazda MX5

Kirkistown 500 MRCI 1.512 miles

Race 2 (R12)


26/08/2023 17:10

Race (12:00 and 1 Laps)

11	29
	21
10	118
	19
9	888
	17
8	21
	15
7	27
	13
6	
	11
5	311
	9
4	14
	7
3	22
	5
2	42
	3
1	173
	1

POLE POSITION

26
20
8
18
28
16
49
14
1
12
10
41
8
34
6
7
4
50
2



Results provisional until the conclusion of judicial and technical matters

Orbits

Chief Timekeeper: D.Bradfield

Clerk of the Course: Chris Edwards

Live timing available at timing.rhwright.co.uk

www.mylaps.com

Licensed to: R.H.Wright Timing

Printed: 26/08/2023 13:34:06



500MRCI August Race Meeting

Fiesta/Mazda MX5

Kirkistown 500 MRCI 1.512 miles

Race 2 (R12)

26/08/2023 17:10

Race (12:00 and 1 Laps) started at 16:45:23

Lap	Lap Tm	Diff	Time of Day
(34) Damian Moran			
1	1:16.698	+4.873	16:46:43.316
2	1:11.980	+0.155	16:47:55.296
3	1:11.927	+0.102	16:49:07.223
4	1:12.073	+0.248	16:50:19.296
5	1:12.167	+0.342	16:51:31.463
6	1:12.499	+0.674	16:52:43.962
7	1:12.287	+0.462	16:53:56.249
8	1:12.156	+0.331	16:55:08.405
9	1:11.825		16:56:20.230
10	1:11.919	+0.094	16:57:32.149
11	1:12.251	+0.426	16:58:44.400

Lap	Lap Tm	Diff	Time of Day
(14) Francis Allen			
1	1:18.536	+7.520	16:46:45.943
2	1:12.187	+1.171	16:47:58.130
3	1:11.184	+0.168	16:49:09.314
4	1:11.016		16:50:20.330
5	1:11.217	+0.201	16:51:31.547
6	1:12.642	+1.626	16:52:44.189
7	1:12.357	+1.341	16:53:56.546
8	1:12.161	+1.145	16:55:08.707
9	1:11.736	+0.720	16:56:20.443
10	1:11.753	+0.737	16:57:32.196
11	1:12.518	+1.502	16:58:44.714

Lap	Lap Tm	Diff	Time of Day
(7) Gregory Radcliffe			
1	1:19.583	+6.709	16:46:45.789
2	1:14.282	+1.428	16:48:00.071
3	1:13.502	+0.648	16:49:13.573
4	1:13.346	+0.492	16:50:26.919
5	1:13.443	+0.589	16:51:40.362
6	1:12.999	+0.145	16:52:53.361
7	1:12.854		16:54:06.215
8	1:13.063	+0.209	16:55:19.278
9	1:13.655	+0.801	16:56:32.933
10	1:13.315	+0.461	16:57:46.248
11	1:13.249	+0.395	16:58:59.497

Lap	Lap Tm	Diff	Time of Day
(50) Robert McAllister			
1	1:19.019	+5.815	16:46:44.834
2	1:13.264	+0.060	16:47:57.898
3	1:13.993	+0.789	16:49:11.891
4	1:14.074	+0.870	16:50:25.965
5	1:13.712	+0.508	16:51:39.677
6	1:13.792	+0.588	16:52:53.469
7	1:13.644	+0.440	16:54:07.113
8	1:13.204		16:55:20.317
9	1:13.756	+0.552	16:56:34.073
10	1:14.221	+1.017	16:57:48.294
11	1:13.461	+0.257	16:59:01.755

Lap	Lap Tm	Diff	Time of Day
(42) Jim Kennedy			
1	1:22.206	+9.234	16:46:48.491
2	1:14.132	+1.160	16:48:02.623
3	1:14.790	+1.818	16:49:17.413
4	1:13.291	+0.319	16:50:30.704
5	1:12.972		16:51:43.676
6	1:14.050	+1.078	16:52:57.726
7	1:13.613	+0.641	16:54:11.339
8	1:13.792	+0.820	16:55:25.131
9	1:13.811	+0.839	16:56:38.942
10	1:13.995	+1.023	16:57:52.937
11	1:12.983	+0.011	16:59:05.920

Lap	Lap Tm	Diff	Time of Day
(173) Andy Irwin			
1	1:22.432	+8.556	16:46:48.065
2	1:15.417	+1.541	16:48:03.482
3	1:15.103	+1.227	16:49:18.585
4	1:14.226	+0.350	16:50:32.811
5	1:14.139	+0.263	16:51:46.950
6	1:14.055	+0.179	16:53:01.005
7	1:13.876		16:54:14.881

Lap	Lap Tm	Diff	Time of Day
8	1:14.025	+0.149	16:55:28.906
9	1:18.376	+4.500	16:56:47.282
10	1:14.013	+0.137	16:58:01.295
11	1:14.161	+0.285	16:59:15.456

Lap	Lap Tm	Diff	Time of Day
(22) John Stewart			
1	1:19.195	+7.353	16:46:46.488
2	1:12.874	+1.032	16:47:59.362
3	1:25.558	+13.716	16:49:24.920
4	1:12.269	+0.427	16:50:37.189
5	1:12.030	+0.188	16:51:49.219
6	1:14.235	+2.393	16:53:03.454
7	1:12.891	+1.049	16:54:16.345
8	1:11.842		16:55:28.187
9	1:25.438	+13.596	16:56:53.625
10	1:13.456	+1.614	16:58:07.081
11	1:32.891	+21.049	16:59:39.972

Lap	Lap Tm	Diff	Time of Day
(27) Keith Rabbitt			
1	1:22.217	+5.203	16:46:50.546
2	1:18.550	+1.536	16:48:09.096
3	1:17.662	+0.648	16:49:26.758
4	1:17.212	+0.198	16:50:43.970
5	1:17.014		16:52:00.984
6	1:17.368	+0.354	16:53:18.352
7	1:17.607	+0.593	16:54:35.959
8	1:17.298	+0.284	16:55:53.257
9	1:17.252	+0.238	16:57:10.509
10	1:17.338	+0.324	16:58:27.847
11	1:17.254	+0.240	16:59:45.101

Lap	Lap Tm	Diff	Time of Day
(49) Michael Graham			
1	1:22.958	+6.312	16:46:51.867
2	1:17.433	+0.787	16:48:09.300
3	1:18.754	+2.108	16:49:28.054
4	1:16.646		16:50:44.700
5	1:16.905	+0.259	16:52:01.605
6	1:17.099	+0.453	16:53:18.704
7	1:17.595	+0.949	16:54:36.299
8	1:17.248	+0.602	16:55:53.547
9	1:17.232	+0.586	16:57:10.779
10	1:17.291	+0.645	16:58:28.070
11	1:17.222	+0.576	16:59:45.292

Lap	Lap Tm	Diff	Time of Day
(1) Derek Graham			
1	1:22.413	+5.576	16:46:50.998
2	1:17.987	+1.150	16:48:08.985
3	1:19.174	+2.337	16:49:28.159
4	1:16.837		16:50:44.996
5	1:16.848	+0.011	16:52:01.844
6	1:17.245	+0.408	16:53:19.089
7	1:17.473	+0.636	16:54:36.562
8	1:17.282	+0.445	16:55:53.844
9	1:17.248	+0.411	16:57:11.092
10	1:17.404	+0.567	16:58:28.496
11	1:17.030	+0.193	16:59:45.526

Lap	Lap Tm	Diff	Time of Day
(21) Megan Campbell			
1	1:23.353	+6.027	16:46:52.350
2	1:17.326		16:48:09.676
3	1:18.822	+1.496	16:49:28.498
4	1:17.579	+0.253	16:50:46.077
5	1:17.780	+0.454	16:52:03.857
6	1:18.464	+1.138	16:53:22.321
7	1:18.469	+1.143	16:54:40.790
8	1:18.521	+1.195	16:55:59.311
9	1:18.567	+1.241	16:57:17.878
10	1:18.716	+1.390	16:58:36.594
11	1:18.147	+0.821	16:59:54.741

Lap	Lap Tm	Diff	Time of Day
(28) Stephen Walker			
1	1:23.653	+5.573	16:46:53.264
2	1:18.080		16:48:11.344
3	1:18.507	+0.427	16:49:29.851

Lap	Lap Tm	Diff	Time of Day
4	1:18.383	+0.303	16:50:48.234
5	1:18.767	+0.687	16:52:07.001
6	1:18.744	+0.664	16:53:25.745
7	1:18.569	+0.489	16:54:44.314
8	1:19.009	+0.929	16:56:03.323
9	1:18.712	+0.632	16:57:22.035
10	1:18.944	+0.864	16:58:40.979
11	1:18.767	+0.687	16:59:59.746

Lap	Lap Tm	Diff	Time of Day
(118) Jason Cross			
1	1:24.208	+4.840	16:46:54.531
2	1:19.368		16:48:13.899
3	1:19.406	+0.038	16:49:33.305
4	1:19.990	+0.622	16:50:53.295
5	1:19.841	+0.473	16:52:13.136
6	1:19.591	+0.223	16:53:32.727
7	1:19.701	+0.333	16:54:52.428
8	1:19.831	+0.463	16:56:12.259
9	1:20.301	+0.933	16:57:32.560
10	1:19.473	+0.105	16:58:52.033

Lap	Lap Tm	Diff	Time of Day
(888) Paul Larkham			
1	1:24.530	+5.431	16:46:54.087
2	1:19.099		16:48:13.186
3	1:19.362	+0.263	16:49:32.548
4	1:21.608	+2.509	16:50:54.156
5	1:20.061	+0.962	16:52:14.217
6	1:20.417	+1.318	16:53:34.634
7	1:20.562	+1.463	16:54:55.196
8	1:20.202	+1.103	16:56:15.398
9	1:20.132	+1.033	16:57:35.530
10	1:20.297	+1.198	16:58:55.827

Lap	Lap Tm	Diff	Time of Day
(29) Henry White			
1	1:26.457	+7.067	16:46:57.218
2	1:21.214	+1.824	16:48:18.432
3	1:20.780	+1.390	16:49:39.212
4	1:20.698	+1.308	16:50:59.910
5	1:20.135	+0.745	16:52:20.045
6	1:19.577	+0.187	16:53:39.622
7	1:19.822	+0.432	16:54:59.444
8	1:19.731	+0.341	16:56:19.175
9	1:20.141	+0.751	16:57:39.316
10	1:19.390		16:58:58.706

Lap	Lap Tm	Diff	Time of Day
(8) Michael Mulholland			
1	1:27.850	+6.800	16:46:58.021
2	1:23.360	+2.310	16:48:21.381
3	1:22.493	+1.443	16:49:43.874
4	1:22.005	+0.955	16:51:05.879
5	1:21.848	+0.798	16:52:27.727
6	1:21.529	+0.479	16:53:49.256
7	1:22.643	+1.593	16:55:11.899
8	1:21.050		16:56:32.949
9	1:22.416	+1.366	16:57:55.365
10	1:21.825	+0.775	16:59:17.190

Lap	Lap Tm	Diff	Time of Day
(26) Grace McCallion			
1	1:26.653	+3.976	16:46:57.457
2	1:23.642	+0.965	16:48:21.099
3	1:23.178	+0.501	16:49:44.277
4	1:23.823	+1.146	16:51:08.100
5	1:23.118	+0.441	16:52:31.218
6	1:22.677		16:53:53.895
7	1:23.559	+0.882	16:55:17.454
8	1:24.094	+1.417	16:56:41.548
9	1:23.096	+0.419	16:58:04.644
10	1:22.969	+0.292	16:59:27.613

Lap	Lap Tm	Diff	Time of Day
(41) Rob Kennedy			
1	1:21.715	+12.839	16:46:49.585
2	1:17.077	+8.201	16:48:06.662
3	1:10.259	+1.383	16:49:16.921
4	1:09.814	+0.938	16:50:26.735

Results provisional until the conclusion of judicial and technical matters

Orbits

Chief Timekeeper: D.Bradfield

Clerk of the Course: Chris Edwards

Live timing available at timing.rhwright.co.uk

www.mylaps.com

Licensed to: R.H.Wright Timing



500MRCI August Race Meeting

Sorted on Laps

Fiesta/Mazda MX5

Kirkistown 500 MRCI 1.512 miles

Race 2 (R12)

26/08/2023 17:10

Race (12:00 and 1 Laps) started at 16:45:23

Pos	No.	Name	Make	Laps	Total Tm	Best Tm	Best Speed	In Lap	Avg. Speed
Ford Fiesta									
1	27	Keith Rabbitt	1.25 Ford Fiesta	11	14:21.711	1:17.014	70.676	5	69.482
2	49	Michael Graham	1.3 Ford Fiesta	11	14:21.902	1:16.646	71.015	4	69.466
3	1	Derek Graham	1.3 Ford Fiesta	11	14:22.136	1:16.837	70.839	4	69.448
4	21	Megan Campbell	1.3 Ford Fiesta	11	14:31.351	1:17.326	70.391	2	68.713
5	28	Stephen Walker	1.3 Ford Fiesta	11	14:36.356	1:18.080	69.711	2	68.321
6	118	Jason Cross	1.3 Ford Fiesta	10	13:28.643	1:19.368	68.580	2	67.311
7	888	Paul Larkham	1.3 Ford Fiesta	10	13:32.437	1:19.099	68.813	2	66.996
8	29	Henry White	1.3 Ford Fiesta	10	13:35.316	1:19.390	68.561	10	66.760
9	8	Michael Mulholland	1.3 Ford Fiesta	10	13:53.800	1:21.050	67.156	8	65.280
10	26	Grace McCallion	1.3 Ford Fiesta	10	14:04.223	1:22.677	65.835	6	64.474
Mazda MX5									
1	34	Damian Moran	1.8 Mazda MX5	11	13:21.010	1:11.825	75.782	9	74.747
2	14	Francis Allen	1.8 Mazda MX5	11	13:21.324	1:11.016	76.645	4	74.718
3	7	Gregory Radcliffe	1.8 Mazda MX5	11	13:36.107	1:12.854	74.711	7	73.364
4	50	Robert McAllister	1.8 Mazda MX5	11	13:38.365	1:13.204	74.354	8	73.162
5	42	Jim Kennedy	1.8 Mazda MX5	11	13:42.530	1:12.972	74.591	5	72.792
6	173	Andy Irwin	1.8 Mazda MX5	11	13:52.066	1:13.876	73.678	7	71.957
7	22	John Stewart	1.8 Mazda MX5	11	14:16.582	1:11.842	75.764	8	69.898
Not classified									
DNF	41	Rob Kennedy	1.8 Mazda MX5	8	9:40.695	1:08.876	79.026	5	74.986

Margin of Victory	Avg. Speed	Best Lap Tm	Best Speed	Best Lap by
0.314	74.747	1:11.016	76.645	14 - Francis Allen

Results provisional until the conclusion of judicial and technical matters

Orbits

Chief Timekeeper: D.Bradfield

Clerk of the Course: Chris Edwards

Live timing available at timing.rhwright.co.uk

www.mylaps.com

Licensed to: R.H.Wright Timing

Printed: 26/08/2023 17:00:28



500MRCI August Race Meeting


Formula Ford 1600/Formula Sheane

Kirkistown 500 MRCI 1.512 miles

Qualifying (Q6)

26/08/2023 10:50

Qualifying started at 10:33:43



Lap	Lap Tm	Diff	Time of Day
(6) Richard Kearney			
1	1:02.254	+1.574	10:36:07.472
2	1:01.379	+0.699	10:37:08.851
3	1:01.209	+0.529	10:38:10.060
4	1:00.847	+0.167	10:39:10.907
5	1:00.807	+0.127	10:40:11.714
6	1:00.910	+0.230	10:41:12.624
7	1:00.680		10:42:13.304
8	1:01.094	+0.414	10:43:14.398
9	1:00.755	+0.075	10:44:15.153

Lap	Lap Tm	Diff	Time of Day
(7) Keith Hogg			
1	1:03.373	+2.381	10:36:12.395
2	1:01.881	+0.889	10:37:14.276
3	1:02.534	+1.542	10:38:16.810
4	1:01.613	+0.621	10:39:18.423
5	1:05.814	+4.822	10:40:24.237
6	1:01.586	+0.594	10:41:25.823
7	1:01.135	+0.143	10:42:26.958
8	1:00.992		10:43:27.950
9	1:01.103	+0.111	10:44:29.053

Lap	Lap Tm	Diff	Time of Day
(99) Jordan Kelly			
1	1:02.921	+1.370	10:37:57.982
2	1:03.243	+1.692	10:39:01.225
3	1:02.221	+0.670	10:40:03.446
4	1:02.441	+0.890	10:41:05.887
5	1:01.816	+0.265	10:42:07.703
6	1:01.551		10:43:09.254
7	1:02.062	+0.511	10:44:11.316

Lap	Lap Tm	Diff	Time of Day
(28) David McCullough			
1	1:04.042	+2.436	10:36:04.718
2	1:02.440	+0.834	10:37:07.158
3	1:02.282	+0.676	10:38:09.440
4	1:02.658	+1.052	10:39:12.098
5	1:04.817	+3.211	10:40:16.915
6	1:01.606		10:41:18.521
7	1:01.723	+0.117	10:42:20.244
8	1:05.902	+4.296	10:43:26.146
9	1:03.921	+2.315	10:44:30.067

Lap	Lap Tm	Diff	Time of Day
(26) Jason Smyth			
1	1:03.396	+1.597	10:36:05.465
2	1:02.730	+0.931	10:37:08.195
3	1:02.857	+1.058	10:38:11.052
4	1:02.587	+0.788	10:39:13.639
5	1:03.683	+1.884	10:40:17.322
6	1:02.318	+0.519	10:41:19.640
7	1:01.799		10:42:21.439
8	1:04.047	+2.248	10:43:25.486
9	1:06.362	+4.563	10:44:31.848

Lap	Lap Tm	Diff	Time of Day
(111) Dave Parks			
1	1:03.557	+1.758	10:36:02.452
2	1:02.903	+1.104	10:37:05.355
3	1:02.717	+0.918	10:38:08.072
4	1:02.296	+0.497	10:39:10.368
5	1:02.636	+0.837	10:40:13.004
6	1:02.603	+0.804	10:41:15.607
7	1:02.438	+0.639	10:42:18.045
8	1:05.947	+4.148	10:43:23.992
9	1:01.799		10:44:25.791

Lap	Lap Tm	Diff	Time of Day
(39) Rob Parks			
1	1:04.225	+2.290	10:36:05.271
2	1:03.369	+1.434	10:37:08.640
3	1:03.783	+1.848	10:38:12.423
4	1:02.659	+0.724	10:39:15.082
5	1:02.811	+0.876	10:40:17.893
6	1:02.413	+0.478	10:41:20.306
7	1:01.935		10:42:22.241
8	1:02.439	+0.504	10:43:24.680

Lap	Lap Tm	Diff	Time of Day
(88) Morgan Quinn			
1	1:03.254	+1.140	10:36:05.841
2	1:02.562	+0.448	10:37:08.403
3	1:02.382	+0.268	10:38:10.785
4	1:03.057	+0.943	10:39:13.842
5	1:02.193	+0.079	10:40:16.035
6	1:02.114		10:41:18.149
7	1:02.570	+0.456	10:42:20.719
8	1:02.409	+0.295	10:43:23.128
9	1:02.251	+0.137	10:44:25.379

Lap	Lap Tm	Diff	Time of Day
(22) Charlie Linnane			
1	1:05.210	+2.617	10:36:17.627
2	1:02.593		10:37:20.220
3	1:04.590	+1.997	10:38:24.810
4	1:04.548	+1.955	10:39:29.358
5	1:02.660	+0.067	10:40:32.018
6	1:03.471	+0.878	10:41:35.489
7	1:08.150	+5.557	10:42:43.639

Lap	Lap Tm	Diff	Time of Day
(89) Cameron Fenton			
1	1:04.282	+1.008	10:36:29.586
2	1:03.485	+0.211	10:37:33.071
3	1:03.698	+0.424	10:38:36.769
4	1:03.580	+0.306	10:39:40.349
5	1:03.734	+0.460	10:40:44.083
6	1:03.368	+0.094	10:41:47.451
7	1:03.274		10:42:50.725
8	1:03.396	+0.122	10:43:54.121

Lap	Lap Tm	Diff	Time of Day
(128) Vinny Keogh			
1	1:07.102	+3.595	10:36:33.254
2	1:05.190	+1.683	10:37:38.444
3	1:04.916	+1.409	10:38:43.360
4	1:04.462	+0.955	10:39:47.822
5	1:04.138	+0.631	10:40:51.960
6	1:04.105	+0.598	10:41:56.065
7	1:03.545	+0.038	10:42:59.610
8	1:03.507		10:44:03.117

Lap	Lap Tm	Diff	Time of Day
(8) Philp Harris			
1	1:05.493	+1.562	10:36:34.596
2	1:05.124	+1.193	10:37:39.720
3	1:05.480	+1.549	10:38:45.200
4	1:05.069	+1.138	10:39:50.269
5	1:05.069	+1.138	10:40:55.338
6	1:03.931		10:41:59.269
7	1:04.206	+0.275	10:43:03.475
8	1:04.515	+0.584	10:44:07.990

Lap	Lap Tm	Diff	Time of Day
(90) Henry Campbell			
1	1:05.519	+1.260	10:36:08.998
2	1:04.892	+0.633	10:37:13.890
3	1:05.514	+1.255	10:38:19.404
4	1:04.445	+0.186	10:39:23.849
5	1:04.898	+0.639	10:40:28.747
6	1:04.362	+0.103	10:41:33.109
7	1:04.466	+0.207	10:42:37.575
8	1:04.259		10:43:41.834
9	1:06.843	+2.584	10:44:48.677

Lap	Lap Tm	Diff	Time of Day
(18) Sean Kiemann			
1	1:05.445	+1.023	10:36:33.606
2	1:07.888	+3.466	10:37:41.494
3	1:05.284	+0.862	10:38:46.778
4	1:04.845	+0.423	10:39:51.623
5	1:04.422		10:40:56.045
6	1:05.335	+0.913	10:42:01.380
7	1:05.440	+1.018	10:43:06.820
8	1:05.168	+0.746	10:44:11.988

Lap	Lap Tm	Diff	Time of Day
(23) David Nichol			

Results provisional until the conclusion of judicial and technical matters

Orbits

Chief Timekeeper: D.Bradfield

Clerk of the Course: Chris Edwards

Live timing available at timing.rhwright.co.uk

www.mylaps.com

Licensed to: R.H.Wright Timing



500MRCI August Race Meeting

Sorted on best lap time

Formula Ford 1600/Formula Sheane

Kirkistown 500 MRCI 1.512 miles

Qualifying (Q6)

26/08/2023 10:50

Qualifying started at 10:33:43

Pos	No.	Name	Make	Best Tm	Diff	In Lap	Best Speed	2nd Best	2nd Lap
Formula Ford 1600									
1	99	Jordan Kelly	Van Diemen RF06	1:01.551		6	88.431	1:01.816	5
2	28	David McCullough	Van Diemen RF00	1:01.606	0.055	6	88.352	1:01.723	7
3	26	Jason Smyth	Ray GR14	1:01.799	0.248	7	88.076	1:02.318	6
4	111	Dave Parks	Ray GR07	1:01.799	0.248	9	88.076	1:02.296	4
5	39	Rob Parks	Ray GR14	1:01.935	0.384	7	87.883	1:02.413	6
6	88	Morgan Quinn	Van Diemen RF99	1:02.114	0.563	6	87.630	1:02.193	5
7	89	Cameron Fenton	Mondiale M89S	1:03.274	1.723	7	86.023	1:03.368	6
8	8	Philip Harris	Mondiale M89T	1:03.931	2.380	6	85.139	1:04.206	7
9	90	Henry Campbell	Reynard FF89	1:04.259	2.708	8	84.704	1:04.362	6
10	23	David Nicholl	Reynard FF89	1:05.169	3.618	8	83.522	1:05.181	7
Formula Sheane									
1	6	Richard Kearney	1.8 Formula Sheane	1:00.680		7	89.700	1:00.755	9
2	7	Keith Hogg	1.8 Formula Sheane	1:00.992	0.312	8	89.242	1:01.103	9
3	22	Charlie Linnane	1.8 Formula Sheane	1:02.593	1.913	2	86.959	1:02.660	5
4	128	Vinny Keogh	1.8 Formula Sheane	1:03.507	2.827	8	85.707	1:03.545	7
5	18	Sean Kiernan	1.8 Formula Sheane	1:04.422	3.742	5	84.490	1:04.845	4
6	27	Mike Dermody	1.8 Formula Sheane	1:06.566	5.886	6	81.769	1:07.281	7

Results provisional until the conclusion of judicial and technical matters

Orbits

Chief Timekeeper: D.Bradfield

Clerk of the Course: Chris Edwards

Live timing available at timing.rhwright.co.uk

www.mylaps.com

Licensed to: R.H.Wright Timing

Printed: 26/08/2023 10:45:18



500MRCI August Race Meeting

Formula Ford 1600/Formula Sheane

Kirkistown 500 MRCI 1.512 miles

Race 1 (R6)

26/08/2023 14:00

Race (12:00 and 1 Laps)

10	18
	19
9	22
	17
8	6
	15
7	
	13
6	
	11
5	90
	9
4	89
	7
3	39
	5
2	26
	3
1	99
	1

POLE POSITION

27
20
128
18
7
16
14
12
23
10
8
8
88
6
111
4
28
2



Results provisional until the conclusion of judicial and technical matters

Orbits

Chief Timekeeper: D.Bradfield

Clerk of the Course: Chris Edwards

Live timing available at timing.rhwright.co.uk

www.mylaps.com

Licensed to: R.H.Wright Timing

Printed: 26/08/2023 11:35:34



500MRCI August Race Meeting


Formula Ford 1600/Formula Sheane

Kirkstown 500 MRCI 1.512 miles

Race 1 (R6)

26/08/2023 14:00

Race (12:00 and 1 Laps) started at 13:14:57



Lap	Lap Tm	Diff	Time of Day
(99) Jordan Kelly			
1	1:07.889	+6.096	13:16:07.373
2	1:02.277	+0.484	13:17:09.650
3	1:02.179	+0.386	13:18:11.829
4	1:01.933	+0.140	13:19:13.762
5	1:01.887	+0.094	13:20:15.649
6	1:01.793		13:21:17.442
7	1:01.831	+0.038	13:22:19.273
8	1:01.922	+0.129	13:23:21.195
9	1:02.129	+0.336	13:24:23.324
10	1:01.902	+0.109	13:25:25.226
11	1:01.917	+0.124	13:26:27.143
12	1:01.810	+0.017	13:27:28.953
13	1:01.879	+0.086	13:28:30.832

Lap	Lap Tm	Diff	Time of Day
(111) Dave Parks			
1	1:07.362	+5.199	13:16:07.451
2	1:02.744	+0.581	13:17:10.195
3	1:02.482	+0.319	13:18:12.677
4	1:02.174	+0.011	13:19:14.851
5	1:02.219	+0.056	13:20:17.070
6	1:02.210	+0.047	13:21:19.280
7	1:02.632	+0.469	13:22:21.912
8	1:02.369	+0.206	13:23:24.281
9	1:02.163		13:24:26.444
10	1:02.984	+0.821	13:25:29.428
11	1:02.406	+0.243	13:26:31.834
12	1:02.319	+0.156	13:27:34.153
13	1:03.100	+0.937	13:28:37.253

Lap	Lap Tm	Diff	Time of Day
(28) David McCullough			
1	1:08.107	+6.215	13:16:07.623
2	1:02.669	+0.777	13:17:10.292
3	1:02.619	+0.727	13:18:12.911
4	1:02.268	+0.376	13:19:15.179
5	1:02.935	+1.043	13:20:18.114
6	1:01.892		13:21:20.006
7	1:02.046	+0.154	13:22:22.052
8	1:02.671	+0.779	13:23:24.723
9	1:02.269	+0.377	13:24:26.992
10	1:02.736	+0.844	13:25:29.728
11	1:02.264	+0.372	13:26:31.992
12	1:02.379	+0.487	13:27:34.371
13	1:03.105	+1.213	13:28:37.476

Lap	Lap Tm	Diff	Time of Day
(88) Morgan Quinn			
1	1:07.264	+5.182	13:16:08.005
2	1:02.524	+0.442	13:17:10.529
3	1:02.397	+0.315	13:18:12.926
4	1:02.095	+0.013	13:19:15.021
5	1:02.164	+0.082	13:20:17.185
6	1:02.292	+0.210	13:21:19.477
7	1:02.549	+0.467	13:22:22.026
8	1:02.583	+0.501	13:23:24.609
9	1:02.082		13:24:26.691
10	1:03.209	+1.127	13:25:29.900
11	1:02.307	+0.225	13:26:32.207
12	1:02.349	+0.267	13:27:34.556
13	1:03.197	+1.115	13:28:37.753

Lap	Lap Tm	Diff	Time of Day
(39) Rob Parks			
1	1:08.283	+5.930	13:16:09.173
2	1:03.941	+1.588	13:17:13.114
3	1:02.570	+0.217	13:18:15.684
4	1:02.464	+0.111	13:19:18.148
5	1:02.353		13:20:20.501
6	1:02.720	+0.367	13:21:23.221
7	1:02.817	+0.464	13:22:26.038
8	1:02.752	+0.399	13:23:28.790
9	1:02.791	+0.438	13:24:31.581
10	1:02.745	+0.392	13:25:34.326
11	1:03.297	+0.944	13:26:37.623
12	1:02.743	+0.390	13:27:40.366

Lap	Lap Tm	Diff	Time of Day
(26) Jason Smyth			
13	1:02.562	+0.209	13:28:42.928
1	1:08.737	+7.353	13:16:09.217
2	1:03.492	+2.108	13:17:12.709
3	1:02.459	+1.075	13:18:15.168
4	1:01.801	+0.417	13:19:16.969
5	1:01.881	+0.497	13:20:18.850
6	1:01.384		13:21:20.234
7	1:02.087	+0.703	13:22:22.321
8	1:02.742	+1.358	13:23:25.063
9	1:02.914	+1.530	13:24:27.977
10	1:02.846	+1.462	13:25:30.823
11	1:02.480	+1.096	13:26:33.303
12	1:02.264	+0.880	13:27:35.567
13	1:02.865	+1.481	13:28:38.432

Lap	Lap Tm	Diff	Time of Day
(6) Richard Kearney			
1	1:04.574	+3.667	13:16:27.907
2	1:01.511	+0.604	13:17:29.418
3	1:01.708	+0.801	13:18:31.126
4	1:00.984	+0.077	13:19:32.110
5	1:01.056	+0.149	13:20:33.166
6	1:01.001	+0.094	13:21:34.167
7	1:00.907		13:22:35.074
8	1:01.174	+0.267	13:23:36.248
9	1:01.580	+0.673	13:24:37.828
10	1:01.471	+0.564	13:25:39.299
11	1:01.389	+0.482	13:26:40.688
12	1:01.837	+0.930	13:27:42.525
13	1:01.810	+0.903	13:28:44.335

Lap	Lap Tm	Diff	Time of Day
(7) Keith Hogg			
1	1:04.791	+3.400	13:16:27.801
2	1:01.606	+0.215	13:17:29.407
3	1:01.875	+0.484	13:18:31.282
4	1:01.505	+0.114	13:19:32.787
5	1:01.396	+0.005	13:20:34.183
6	1:01.391		13:21:35.574
7	1:02.120	+0.729	13:22:37.694
8	1:02.018	+0.627	13:23:39.712
9	1:01.799	+0.408	13:24:41.511
10	1:01.621	+0.230	13:25:43.132
11	1:01.648	+0.257	13:26:44.780
12	1:01.691	+0.300	13:27:46.471
13	1:02.824	+1.433	13:28:49.295

Lap	Lap Tm	Diff	Time of Day
(89) Cameron Fenton			
1	1:07.817	+4.500	13:16:09.087
2	1:04.582	+1.265	13:17:13.669
3	1:03.317		13:18:16.986
4	1:03.606	+0.289	13:19:20.592
5	1:04.049	+0.732	13:20:24.641
6	1:03.941	+0.624	13:21:28.582
7	1:03.473	+0.156	13:22:32.055
8	1:03.766	+0.449	13:23:35.821
9	1:03.943	+0.626	13:24:39.764
10	1:03.662	+0.345	13:25:43.426
11	1:03.468	+0.151	13:26:46.894
12	1:04.133	+0.816	13:27:51.027
13	1:03.885	+0.568	13:28:54.912

Lap	Lap Tm	Diff	Time of Day
(8) Philp Harris			
1	1:09.022	+6.153	13:16:10.623
2	1:03.258	+0.389	13:17:13.881
3	1:03.247	+0.378	13:18:17.128
4	1:03.332	+0.463	13:19:20.460
5	1:04.039	+1.170	13:20:24.499
6	1:03.558	+0.689	13:21:28.057
7	1:03.755	+0.886	13:22:31.812
8	1:04.074	+1.205	13:23:35.886
9	1:04.252	+1.383	13:24:40.138
10	1:03.852	+0.983	13:25:43.990
11	1:02.869		13:26:46.859

Lap	Lap Tm	Diff	Time of Day
12	1:04.267	+1.398	13:27:51.126
13	1:03.858	+0.989	13:28:54.984

Lap	Lap Tm	Diff	Time of Day
(90) Henry Campbell			
1	1:09.637	+5.336	13:16:11.679
2	1:04.301		13:17:15.980
3	1:04.354	+0.053	13:18:20.334
4	1:04.501	+0.200	13:19:24.835
5	1:04.847	+0.546	13:20:29.682
6	1:04.473	+0.172	13:21:34.155
7	1:04.688	+0.387	13:22:38.843
8	1:04.855	+0.554	13:23:43.698
9	1:04.688	+0.387	13:24:48.386
10	1:04.703	+0.402	13:25:53.089
11	1:04.806	+0.505	13:26:57.895
12	1:04.845	+0.544	13:28:02.740
13	1:04.811	+0.510	13:29:07.551

Lap	Lap Tm	Diff	Time of Day
(23) David Nichol			
1	1:08.668	+4.241	13:16:10.332
2	1:04.740	+0.313	13:17:15.072
3	1:04.427		13:18:19.499
4	1:05.123	+0.696	13:19:24.622
5	1:05.397	+0.970	13:20:30.019
6	1:04.568	+0.141	13:21:34.587
7	1:05.580	+1.153	13:22:40.167
8	1:04.808	+0.381	13:23:44.975
9	1:04.865	+0.438	13:24:49.840
10	1:05.136	+0.709	13:25:54.976
11	1:05.526	+1.099	13:27:00.502
12	1:05.406	+0.979	13:28:05.908
13	1:05.290	+0.863	13:29:11.198

Lap	Lap Tm	Diff	Time of Day
(128) Vinny Keogh			
1	1:07.012	+3.460	13:16:30.452
2	1:04.479	+0.927	13:17:34.931
3	1:04.258	+0.706	13:18:39.189
4	1:03.675	+0.123	13:19:42.864
5	1:03.886	+0.334	13:20:46.750
6	1:03.595	+0.043	13:21:50.345
7	1:03.921	+0.369	13:22:54.266
8	1:03.988	+0.436	13:23:58.254
9	1:03.828	+0.276	13:25:02.082
10	1:03.846	+0.294	13:26:05.928
11	1:03.552		13:27:09.480
12	1:04.109	+0.557	13:28:13.589
13	1:04.104	+0.552	13:29:17.693

Lap	Lap Tm	Diff	Time of Day
(22) Charlie Linnane			
1	1:07.039	+3.986	13:16:33.907
2	1:03.053		13:17:36.960
3	1:03.171	+0.118	13:18:40.131
4	1:04.017	+0.964	13:19:44.148
5	1:04.364	+1.311	13:20:48.512
6	1:04.517	+1.464	13:21:53.029
7	1:04.456	+1.403	13:22:57.485
8	1:04.354	+1.301	13:24:01.839
9	1:04.830	+1.777	13:25:06.669
10	1:04.821	+1.768	13:26:11.490
11	1:05.077	+2.024	13:27:16.567
12	1:05.765	+2.712	13:28:22.332
13	1:05.921	+2.868	13:29:28.253

Lap	Lap Tm	Diff	Time of Day
(18) Sean Kieman			
1	1:08.006	+3.859	13:16:32.661
2	1:04.470	+0.323	13:17:37.131
3	1:04.398	+0.251	13:18:41.529
4	1:04.147		13:19:45.676
5	1:04.505	+0.358	13:20:50.181
6	1:04.304	+0.157	13:21:54.485
7	1:05.292	+1.145	13:22:59.777
8	1:04.840	+0.693	13:24:04.617
9	1:04.480	+0.333	13:25:09.097
10	1:04.870	+0.723	13:26:13.967

Results provisional until the conclusion of judicial and technical matters

Orbits

Chief Timekeeper: D.Bradfield

Clerk of the Course: Chris Edwards

Live timing available at timing.rhwright.co.uk

www.mylaps.com

Licensed to: R.H.Wright Timing



500MRCI August Race Meeting


Formula Ford 1600/Formula Sheane

Kirkistown 500 MRCI 1.512 miles

Race 1 (R6)

26/08/2023 14:00

Race (12:00 and 1 Laps) started at 13:14:57



Lap	Lap Tm	Diff	Time of Day
11	1:16.361	+12.214	13:27:30.328
12	1:16.561	+12.414	13:28:46.889

(27) Mike Dermody

Lap	Lap Tm	Diff	Time of Day
1	1:10.218	+5.146	13:16:34.128
2	1:07.194	+2.122	13:17:41.322
3	1:07.486	+2.414	13:18:48.808
4	1:06.812	+1.740	13:19:55.620
5	1:06.872	+1.800	13:21:02.492
6	1:06.768	+1.696	13:22:09.260
7	1:06.900	+1.828	13:23:16.160
8	1:07.524	+2.452	13:24:23.684
9	1:07.398	+2.326	13:25:31.082
10	1:06.881	+1.809	13:26:37.963
11	1:05.072		13:27:43.035
12	1:06.086	+1.014	13:28:49.121

Lap	Lap Tm	Diff	Time of Day
-----	--------	------	-------------

Lap	Lap Tm	Diff	Time of Day
-----	--------	------	-------------

Results provisional until the conclusion of judicial and technical matters

Orbits

Chief Timekeeper: D.Bradfield

Clerk of the Course: Chris Edwards

Live timing available at timing.rhwright.co.uk

www.mylaps.com

Licensed to: R.H.Wright Timing

Printed: 27/08/2023 16:09:17

Page 2/2



R.H.Wright Timing

500MRCI August Race Meeting

Sorted on Laps

Formula Ford 1600/Formula Sheane

Kirkistown 500 MRCI 1.512 miles

Race 1 (R6)

26/08/2023 14:00

Race (12:00 and 1 Laps) started at 13:14:57

Pos	No.	Name	Make	Laps	Total Tm	Best Tm	Best Speed	In Lap	Avg. Speed
Formula Ford 1600									
1	99	Jordan Kelly	Van Diemen RF06	13	13:33.281	1:01.793	88.085	6	87.005
2	111	Dave Parks	Ray GR07	13	13:39.702	1:02.163	87.560	9	86.323
3	28	David McCullough	Van Diemen RF00	13	13:39.925	1:01.892	87.944	6	86.300
4	88	Morgan Quinn	Van Diemen RF99	13	13:40.202	1:02.082	87.675	9	86.271
5	39	Rob Parks	Ray GR14	13	13:45.377	1:02.353	87.294	5	85.730
6	26	Jason Smyth	Ray GR14	13	13:45.881	1:01.384	88.672	6	85.677
7	89	Cameron Fenton	Mondiale M89S	13	13:57.361	1:03.317	85.965	3	84.503
8	8	Philip Harris	Mondiale M89T	13	13:57.433	1:02.869	86.577	11	84.495
9	90	Henry Campbell	Reynard FF89	13	14:10.000	1:04.301	84.649	2	83.246
10	23	David Nicholl	Reynard FF89	13	14:13.647	1:04.427	84.484	3	82.891
Formula Sheane									
1	6	Richard Kearney	1.8 Formula Sheane	13	13:46.784	1:00.907	89.366	7	85.584
2	7	Keith Hogg	1.8 Formula Sheane	13	13:51.744	1:01.391	88.662	6	85.073
3	128	Vinny Keogh	1.8 Formula Sheane	13	14:20.142	1:03.552	85.647	11	82.265
4	22	Charlie Linnane	1.8 Formula Sheane	13	14:30.702	1:03.053	86.325	2	81.267
5	18	Sean Kiernan	1.8 Formula Sheane	12	13:49.338	1:04.147	84.852	4	78.757
6	27	Mike Dermody	1.8 Formula Sheane	12	13:51.570	1:05.072	83.646	11	78.546

Announcements

Penalty - Car 26 +5s - Exceeding Track Limits (Q12.21.2b)

Margin of Victory	Avg. Speed	Best Lap Tm	Best Speed	Best Lap by
6.421	87.005	1:00.907	89.366	6 - Richard Kearney

Results provisional until the conclusion of judicial and technical matters

Orbits

Chief Timekeeper: D.Bradfield

Clerk of the Course: Chris Edwards

Live timing available at timing.rhwright.co.uk

www.mylaps.com

Licensed to: R.H.Wright Timing

Printed: 26/08/2023 13:30:09



500MRCI August Race Meeting

Formula Ford 1600/Formula Sheane

Kirkistown 500 MRCI 1.512 miles

Race 2 (R13)


26/08/2023 17:40

Race (12:00 and 1 Laps)

10	18
	19
9	22
	17
8	6
	15
7	
	13
6	
	11
5	90
	9
4	89
	7
3	26
	5
2	88
	3
1	28
	1

27
20
128
18
7
16
14
12
23
10
8
8
39
6
111
4
99
2

POLE POSITION



Results provisional until the conclusion of judicial and technical matters

Orbits

Chief Timekeeper: D.Bradfield

Clerk of the Course: Chris Edwards

Live timing available at timing.rhwright.co.uk

www.mylaps.com

Licensed to: R.H.Wright Timing

Printed: 26/08/2023 11:36:46



500MRCI August Race Meeting


Formula Ford 1600/Formula Sheane

Kirkistown 500 MRCI 1.512 miles

Race 2 (R13) Restart

26/08/2023 17:25

Race (8:00 and 1 Laps) started at 17:24:01



Lap	Lap Tm	Diff	Time of Day
(99) Jordan Kelly			
1	1:06.838	+5.171	17:25:10.391
2	1:02.215	+0.548	17:26:12.606
3	1:01.682	+0.015	17:27:14.288
4	1:01.984	+0.317	17:28:16.272
5	1:02.308	+0.641	17:29:18.580
6	1:01.925	+0.258	17:30:20.505
7	1:02.605	+0.938	17:31:23.110
8	1:01.667		17:32:24.777
9	1:01.787	+0.120	17:33:26.564
(26) Jason Smyth			
1	1:06.121	+4.736	17:25:11.480
2	1:01.848	+0.463	17:26:13.308
3	1:01.518	+0.133	17:27:14.826
4	1:01.385		17:28:16.211
5	1:02.038	+0.653	17:29:18.249
6	1:02.158	+0.773	17:30:20.407
7	1:02.815	+1.430	17:31:23.222
8	1:01.978	+0.593	17:32:25.200
9	1:02.341	+0.956	17:33:27.541
(88) Morgan Quinn			
1	1:06.773	+5.070	17:25:11.041
2	1:02.456	+0.753	17:26:13.497
3	1:01.974	+0.271	17:27:15.471
4	1:02.055	+0.352	17:28:17.526
5	1:01.941	+0.238	17:29:19.467
6	1:01.703		17:30:21.170
7	1:02.200	+0.497	17:31:23.370
8	1:02.098	+0.395	17:32:25.468
9	1:02.578	+0.875	17:33:28.046
(39) Rob Parks			
1	1:07.452	+5.132	17:25:12.556
2	1:02.632	+0.312	17:26:15.188
3	1:02.448	+0.128	17:27:17.636
4	1:02.957	+0.637	17:28:20.593
5	1:02.542	+0.222	17:29:23.135
6	1:02.320		17:30:25.455
7	1:02.584	+0.264	17:31:28.039
8	1:02.738	+0.418	17:32:30.777
9	1:02.990	+0.670	17:33:33.767
(8) Philip Harris			
1	1:08.294	+5.321	17:25:14.133
2	1:03.951	+0.978	17:26:18.084
3	1:03.408	+0.435	17:27:21.492
4	1:03.286	+0.313	17:28:24.778
5	1:03.450	+0.477	17:29:28.228
6	1:02.973		17:30:31.201
7	1:03.314	+0.341	17:31:34.515
8	1:03.620	+0.647	17:32:38.135
9	1:03.631	+0.658	17:33:41.766
(89) Cameron Fenton			
1	1:08.544	+5.361	17:25:13.912
2	1:03.744	+0.561	17:26:17.656
3	1:03.891	+0.708	17:27:21.547
4	1:03.807	+0.624	17:28:25.354
5	1:03.363	+0.180	17:29:28.717
6	1:03.183		17:30:31.900
7	1:03.237	+0.054	17:31:35.137
8	1:03.597	+0.414	17:32:38.734
9	1:03.203	+0.020	17:33:41.937
(7) Keith Hogg			
1	1:04.075	+2.678	17:25:32.670
2	1:01.397		17:26:34.067
3	1:01.425	+0.028	17:27:35.492
4	1:01.916	+0.519	17:28:37.408
5	1:01.692	+0.295	17:29:39.100
6	1:01.561	+0.164	17:30:40.661

Lap	Lap Tm	Diff	Time of Day
7	1:01.491	+0.094	17:31:42.152
8	1:02.569	+1.172	17:32:44.721
9	1:01.716	+0.319	17:33:46.437
(6) Richard Kearney			
1	1:04.074	+2.738	17:25:32.792
2	1:01.336		17:26:34.128
3	1:01.724	+0.388	17:27:35.852
4	1:03.148	+1.812	17:28:39.000
5	1:01.486	+0.150	17:29:40.486
6	1:01.933	+0.597	17:30:42.419
7	1:02.645	+1.309	17:31:45.064
8	1:01.432	+0.096	17:32:46.496
9	1:02.013	+0.677	17:33:48.509
(90) Henry Campbell			
1	1:08.688	+4.389	17:25:14.814
2	1:05.043	+0.744	17:26:19.857
3	1:04.338	+0.039	17:27:24.195
4	1:04.480	+0.181	17:28:28.675
5	1:04.682	+0.383	17:29:33.357
6	1:04.299		17:30:37.656
7	1:04.326	+0.027	17:31:41.982
8	1:05.207	+0.908	17:32:47.189
9	1:04.416	+0.117	17:33:51.605
(23) David Nichol			
1	1:08.259	+4.174	17:25:14.094
2	1:04.923	+0.838	17:26:19.017
3	1:04.085		17:27:23.102
4	1:04.275	+0.190	17:28:27.377
5	1:04.906	+0.821	17:29:32.283
6	1:04.266	+0.181	17:30:36.549
7	1:05.486	+1.401	17:31:42.035
8	1:05.872	+1.787	17:32:47.907
9	1:05.140	+1.055	17:33:53.047
(128) Vinny Keogh			
1	1:06.025	+2.357	17:25:35.062
2	1:03.668		17:26:38.730
3	1:04.070	+0.402	17:27:42.800
4	1:04.085	+0.417	17:28:46.885
5	1:04.156	+0.488	17:29:51.041
6	1:04.246	+0.578	17:30:55.287
7	1:04.486	+0.818	17:31:59.773
8	1:04.277	+0.609	17:33:04.050
9	1:04.697	+1.029	17:34:08.747
(18) Sean Kieinan			
1	1:08.712	+3.488	17:25:39.439
2	1:06.485	+1.261	17:26:45.924
3	1:06.050	+0.826	17:27:51.974
4	1:05.539	+0.315	17:28:57.513
5	1:05.760	+0.536	17:30:03.273
6	1:05.737	+0.513	17:31:09.010
7	1:05.425	+0.201	17:32:14.435
8	1:05.224		17:33:19.659
9	1:05.483	+0.259	17:34:25.142
(27) Mike Dermody			
1	1:08.864	+3.876	17:25:38.386
2	1:07.225	+2.237	17:26:45.611
3	1:06.774	+1.786	17:27:52.385
4	1:05.784	+0.796	17:28:58.169
5	1:05.842	+0.854	17:30:04.011
6	1:05.254	+0.266	17:31:09.265
7	1:05.480	+0.492	17:32:14.745
8	1:05.457	+0.469	17:33:20.202
9	1:04.988		17:34:25.190
(22) Charlie Linnane			
1	1:06.045		17:25:35.393

Results provisional until the conclusion of judicial and technical matters

Orbits

Chief Timekeeper: D.Bradfield

Clerk of the Course: Chris Edwards

Live timing available at timing.rhwright.co.uk

www.mylaps.com

Licensed to: R.H.Wright Timing



500MRCI August Race Meeting

Sorted on Laps

Formula Ford 1600/Formula Sheane

Kirkistown 500 MRCI 1.512 miles

Race 2 (R13) Restart

26/08/2023 17:25

Race (8:00 and 1 Laps) started at 17:24:01

Pos	No.	Name	Make	Laps	Total Tm	Best Tm	Best Speed	In Lap	Avg. Speed
Formula Ford 1600									
1	99	Jordan Kelly	Van Diemen RF06	9	9:24.854	1:01.667	88.265	8	86.725
2	26	Jason Smyth	Ray GR14	9	9:25.831	1:01.385	88.670	4	86.576
3	88	Morgan Quinn	Van Diemen RF99	9	9:26.336	1:01.703	88.213	6	86.498
4	39	Rob Parks	Ray GR14	9	9:32.057	1:02.320	87.340	6	85.633
5	8	Philip Harris	Mondiale M89T	9	9:40.056	1:02.973	86.434	6	84.453
6	89	Cameron Fenton	Mondiale M89S	9	9:40.227	1:03.183	86.147	6	84.428
7	90	Henry Campbell	Reynard FF89	9	9:49.895	1:04.299	84.652	6	83.044
8	23	David Nicholl	Reynard FF89	9	9:51.337	1:04.085	84.934	3	82.841

Not classified

DNF	28	David McCullough	Van Diemen RF00				-	0	-
DNF	111	Dave Parks	Ray GR07				-	0	-

Formula Sheane

1	7	Keith Hogg	1.8 Formula Sheane	9	9:44.727	1:01.397	88.653	2	83.778
2	6	Richard Kearney	1.8 Formula Sheane	9	9:46.799	1:01.336	88.741	2	83.482
3	128	Vinny Keogh	1.8 Formula Sheane	9	10:07.037	1:03.668	85.491	2	80.699
4	18	Sean Kiernan	1.8 Formula Sheane	9	10:23.432	1:05.224	83.451	8	78.577
5	27	Mike Dermody	1.8 Formula Sheane	9	10:23.480	1:04.988	83.754	9	78.571

Not classified

DNF	22	Charlie Linnane	1.8 Formula Sheane	1	1:33.683	1:06.045	82.414	1	58.100
-----	----	-----------------	--------------------	---	----------	-----------------	--------	---	--------

Announcements

Race Red Flagged on lap 2 - Restarted with grid based on original grid (Q12.15.1)

Margin of Victory	Avg. Speed	Best Lap Tm	Best Speed	Best Lap by
0.977	86.725	1:01.336	88.741	6 - Richard Kearney

Results provisional until the conclusion of judicial and technical matters

Orbits

Chief Timekeeper: D.Bradfield

Clerk of the Course: Chris Edwards

Live timing available at timing.rhwright.co.uk

www.mylaps.com

Licensed to: R.H.Wright Timing

Printed: 26/08/2023 17:34:44



R.H.Wright Timing

500MRCI August Race Meeting

Sorted on best lap time

Junior Mini Coopers

Kirkistown 500 MRCI 1.512 miles

Qualifying (Q1)

26/08/2023 09:00

Qualifying started at 9:10:52

Pos	No.	Name	Make	Best Tm	Diff	In Lap	Best Speed	2nd Best	2nd Lap
1	65	Kyle Irvine	1.6 BMW Mini	1:14.953		7	72.619	1:15.011	3
2	6	Logan Hoey	1.6 BMW Mini	1:15.012	0.059	6	72.562	1:15.794	5
3	25	Holly Dunnion	1.6 BMW Mini	1:15.653	0.700	5	71.947	1:15.708	2
4	7	Jack Fildes	1.6 BMW Mini	1:15.679	0.726	5	71.922	1:15.875	4
5	27	D'Arcy Kilfeather	1.6 BMW Mini	1:15.938	0.985	7	71.677	1:16.250	5
6	88	Adam McNamara	1.6 BMW Mini	1:16.702	1.749	5	70.963	1:16.718	2
7	46	Bobby Joe McFall	1.6 BMW Mini			0	-		0

Announcements

No transponder times recorded for Car 46

Results provisional until the conclusion of judicial and technical matters

Orbits

Chief Timekeeper: D.Bradfield

Clerk of the Course: Chris Edwards

Live timing available at timing.rhwright.co.uk

www.mylaps.com

Licensed to: R.H.Wright Timing

Printed: 26/08/2023 09:23:24



R.H.Wright Timing

500MRCI August Race Meeting


Junior Mini Coopers

Kirkistown 500 MRCI 1.512 miles

Race 1 (R2)

26/08/2023 12:00


Race (12:00 and 1 Laps)



4	46
	7
3	27
	5
2	25
	3
1	65
	1

88
6
7
4
6
2

POLE POSITION



Results provisional until the conclusion of judicial and technical matters Orbits

Chief Timekeeper: D.Bradfield

Clerk of the Course: Chris Edwards

Live timing available at timing.rhwright.co.uk

www.mylaps.com

Licensed to: R.H.Wright Timing

Printed: 26/08/2023 09:29:07



500MRCI August Race Meeting

Junior Mini Coopers

Kirkistown 500 MRCI 1.512 miles

Race 1 (R2)

26/08/2023 12:00

Race (12:00 and 1 Laps) started at 11:41:04

Lap	Lap Tm	Diff	Time of Day	Lap	Lap Tm	Diff	Time of Day	Lap	Lap Tm	Diff	Time of Day
(46) Bobby Joe McFall											
1	1:19.562	+5.530	11:42:28.485								
2	1:14.839	+0.807	11:43:43.324								
3	1:14.337	+0.305	11:44:57.661								
4	1:23.396	+9.364	11:46:21.057								
5	1:39.271	+25.239	11:48:00.328								
6	1:14.646	+0.614	11:49:14.974								
7	1:14.235	+0.203	11:50:29.209								
8	1:14.032		11:51:43.241								
9	1:14.592	+0.560	11:52:57.833								
10	1:14.271	+0.239	11:54:12.104								
11	1:14.078	+0.046	11:55:26.182								
(6) Logan Hoey											
1	1:21.426	+6.277	11:42:28.002								
2	1:15.605	+0.456	11:43:43.607								
3	1:15.149		11:44:58.756								
4	1:23.212	+8.063	11:46:21.968								
5	1:38.650	+23.501	11:48:00.618								
6	1:15.456	+0.307	11:49:16.074								
7	1:15.256	+0.107	11:50:31.330								
8	1:15.184	+0.035	11:51:46.514								
9	1:15.423	+0.274	11:53:01.937								
10	1:15.929	+0.780	11:54:17.866								
11	1:15.653	+0.504	11:55:33.519								
(25) Holly Dunning											
1	1:20.830	+5.774	11:42:28.788								
2	1:15.813	+0.757	11:43:44.601								
3	1:15.995	+0.939	11:45:00.596								
4	1:22.436	+7.380	11:46:23.032								
5	1:38.061	+23.005	11:48:01.093								
6	1:16.608	+1.552	11:49:17.701								
7	1:17.097	+2.041	11:50:34.798								
8	1:15.343	+0.287	11:51:50.141								
9	1:15.340	+0.284	11:53:05.481								
10	1:15.263	+0.207	11:54:20.744								
11	1:15.056		11:55:35.800								
(7) Jack Fildes											
1	1:21.700	+6.596	11:42:30.433								
2	1:16.252	+1.148	11:43:46.685								
3	1:15.104		11:45:01.789								
4	1:22.784	+7.680	11:46:24.573								
5	1:36.903	+21.799	11:48:01.476								
6	1:16.172	+1.068	11:49:17.648								
7	1:16.561	+1.457	11:50:34.209								
8	1:15.962	+0.858	11:51:50.171								
9	1:15.672	+0.568	11:53:05.843								
10	1:15.179	+0.075	11:54:21.022								
11	1:15.477	+0.373	11:55:36.499								
(88) Adam McNamara											
1	1:22.957	+7.501	11:42:31.424								
2	1:16.605	+1.149	11:43:48.029								
3	1:16.532	+1.076	11:45:04.561								
4	1:20.761	+5.305	11:46:25.322								
5	1:37.193	+21.737	11:48:02.515								
6	1:15.554	+0.098	11:49:18.069								
7	1:17.221	+1.765	11:50:35.290								
8	1:15.456		11:51:50.746								
9	1:17.125	+1.669	11:53:07.871								
10	1:16.334	+0.878	11:54:24.205								
11	1:17.156	+1.700	11:55:41.361								
(27) D'Arcy Kilfeather											
1	1:21.971		11:42:30.476								

Results provisional until the conclusion of judicial and technical matters

Orbits

Chief Timekeeper: D.Bradfield

Clerk of the Course: Chris Edwards

Live timing available at timing.rhwright.co.uk

www.mylaps.com

Licensed to: R.H.Wright Timing



500MRCI August Race Meeting

Sorted on Laps

Junior Mini Coopers

Kirkistown 500 MRCI 1.512 miles

Race 1 (R2)

26/08/2023 12:00

Race (12:00 and 1 Laps) started at 11:41:04

Pos	No.	Name	Make	Laps	Total Tm	Best Tm	Best Speed	In Lap	Avg. Speed
1	46	Bobby Joe McFall	1.6 BMW Mini	11	14:21.808	1:14.032	73.523	8	69.474
2	6	Logan Hoey	1.6 BMW Mini	11	14:29.145	1:15.149	72.430	3	68.887
3	25	Holly Dunnion	1.6 BMW Mini	11	14:31.426	1:15.056	72.519	11	68.707
4	7	Jack Fildes	1.6 BMW Mini	11	14:32.125	1:15.104	72.473	3	68.652
5	88	Adam McNamara	1.6 BMW Mini	11	14:36.987	1:15.456	72.135	8	68.272
Not classified									
DNF	27	D'Arcy Kilfeather	1.6 BMW Mini	1	1:26.102	1:21.971	66.402	1	63.216
DNS	65	Kyle Irvine	1.6 BMW Mini					0	

Margin of Victory

Avg. Speed

Best Lap Tm

Best Speed

Best Lap by

7.337

69.474

1:14.032

73.523

46 - Bobby Joe McFall

Results provisional until the conclusion of judicial and technical matters

Orbits

Chief Timekeeper: D.Bradfield

Clerk of the Course: Chris Edwards

Live timing available at timing.rhwright.co.uk

www.mylaps.com

Printed: 26/08/2023 11:56:16

Licensed to: R.H.Wright Timing



R.H.Wright Timing

500MRCI August Race Meeting


Junior Mini Coopers

Kirkistown 500 MRCI 1.512 miles

Race 2 (R9)

26/08/2023 15:40

Race (12:00 and 1 Laps)



4	46
	7
3	27
	5
2	6
	3
1	65
	1

POLE POSITION

88
6
7
4
25
2



Results provisional until the conclusion of judicial and technical matters

Orbits

Chief Timekeeper: D.Bradfield

Clerk of the Course: Chris Edwards

Live timing available at timing.rhwright.co.uk

www.mylaps.com

Licensed to: R.H.Wright Timing

Printed: 26/08/2023 10:07:29



500MRCI August Race Meeting


Junior Mini Coopers

Kirkistown 500 MRCI 1.512 miles

Race 2 (R9)

26/08/2023 15:40

Race (10:08 and 1 Laps) started at 15:31:14



Lap	Lap Tm	Diff	Time of Day
(46) Bobby Joe McFall			
1	1:21.014	+7.085	15:32:39.921
2	1:14.712	+0.783	15:33:54.633
2	2:24.896	+1:10.967	15:50:01.131
3	1:21.442	+7.513	15:51:22.573
4	1:14.766	+0.837	15:52:37.339
5	1:14.148	+0.219	15:53:51.487
6	1:14.078	+0.149	15:55:05.565
7	1:14.219	+0.290	15:56:19.784
8	1:13.929		15:57:33.713
9	1:14.093	+0.164	15:58:47.806
(65) Kyle Irvine			
1	1:23.061	+8.690	15:32:39.798
2	1:14.717	+0.346	15:33:54.515
2	2:25.320	+1:10.949	15:50:00.991
3	1:21.922	+7.551	15:51:22.913
4	1:15.035	+0.664	15:52:37.948
5	1:14.371		15:53:52.319
6	1:14.792	+0.421	15:55:07.111
7	1:15.155	+0.784	15:56:22.266
8	1:15.137	+0.766	15:57:37.403
9	1:15.523	+1.152	15:58:52.926
(25) Holly Dunnion			
1	1:26.100	+11.570	15:32:43.175
2	1:16.041	+1.511	15:33:59.216
2	2:23.741	+1:09.211	15:50:02.905
3	1:21.151	+6.621	15:51:24.056
4	1:14.887	+0.357	15:52:38.943
5	1:15.413	+0.883	15:53:54.356
6	1:15.179	+0.649	15:55:09.535
7	1:15.252	+0.722	15:56:24.787
8	1:14.711	+0.181	15:57:39.498
9	1:14.530		15:58:54.028
(6) Logan Hoey			
1	1:22.124	+7.443	15:32:39.957
2	1:15.827	+1.146	15:33:55.784
2	2:24.389	+1:09.708	15:50:02.218
3	1:20.953	+6.272	15:51:23.171
4	1:15.819	+1.138	15:52:38.990
5	1:15.240	+0.559	15:53:54.230
6	1:15.441	+0.760	15:55:09.671
7	1:15.392	+0.711	15:56:25.063
8	1:14.687	+0.006	15:57:39.750
9	1:14.681		15:58:54.431
(88) Adam McNamara			
1	1:24.731	+9.042	15:32:43.530
2	1:16.161	+0.472	15:33:59.691
2	2:20.516	+1:04.827	15:50:03.092
3	1:23.015	+7.326	15:51:26.107
4	1:16.209	+0.520	15:52:42.316
5	1:16.010	+0.321	15:53:58.326
6	1:15.726	+0.037	15:55:14.052
7	1:17.193	+1.504	15:56:31.245
8	1:15.931	+0.242	15:57:47.176
9	1:15.689		15:59:02.865
(27) D'Arcy Kilfeather			
1	1:23.392	+6.827	15:32:42.276
2	1:16.565		15:33:58.841
2	2:24.812	+1:08.247	15:50:02.316
3	1:25.038	+8.473	15:51:27.354
4	1:19.058	+2.493	15:52:46.412
5	1:19.213	+2.648	15:54:05.625
6	1:18.765	+2.200	15:55:24.390
7	1:18.789	+2.224	15:56:43.179
8	1:19.040	+2.475	15:58:02.219
9	1:18.605	+2.040	15:59:20.824
(7) Jack Fildes			

Lap	Lap Tm	Diff	Time of Day
1	1:24.578	+8.396	15:32:42.900
2	1:16.182		15:33:59.082

Lap	Lap Tm	Diff	Time of Day
-----	--------	------	-------------

Results provisional until the conclusion of judicial and technical matters

Orbits

Chief Timekeeper: D.Bradfield

Clerk of the Course: Chris Edwards

Live timing available at timing.rhwright.co.uk

www.mylaps.com

Licensed to: R.H.Wright Timing



R.H.Wright Timing

500MRCI August Race Meeting

Sorted on Laps

Junior Mini Coopers

Kirkistown 500 MRCI 1.512 miles

Race 2 (R9)

26/08/2023 15:40

Race (10:08 and 1 Laps) started at 15:31:14

Pos	No.	Name	Make	Laps	Total Tm	Best Tm	Best Speed	In Lap	Avg. Speed
1	46	Bobby Joe McFall	1.6 BMW Mini	9	11:56.179	1:13.929	73.625	8	68.401
2	65	Kyle Irvine	1.6 BMW Mini	9	12:01.299	1:14.371	73.187	5	67.915
3	25	Holly Dunnion	1.6 BMW Mini	9	12:02.401	1:14.530	73.031	9	67.812
4	6	Logan Hoey	1.6 BMW Mini	9	12:02.804	1:14.681	72.884	9	67.774
5	88	Adam McNamara	1.6 BMW Mini	9	12:11.238	1:15.689	71.913	9	66.992
6	27	D'Arcy Kilfeather	1.6 BMW Mini	9	12:29.197	1:16.565	71.090	2	65.386
Not classified									
DNF	7	Jack Fildes	1.6 BMW Mini	2	2:44.324	1:16.182	71.448	2	66.247

Announcements

Race Red Flagged on 3 - Restarted with grid based on lap 1 (Q12.15.2)

Margin of Victory	Avg. Speed	Best Lap Tm	Best Speed	Best Lap by
5.120	68.401	1:13.929	73.625	46 - Bobby Joe McFall

Results provisional until the conclusion of judicial and technical matters

Orbits

Chief Timekeeper: D.Bradfield

Clerk of the Course: Chris Edwards

Live timing available at timing.rhwright.co.uk

www.mylaps.com

Licensed to: R.H.Wright Timing

Printed: 26/08/2023 16:00:52



R.H.Wright Timing

500MRCI August Race Meeting

Sorted on best lap time

Libre Saloons/GT

Kirkistown 500 MRCI 1.512 miles

Qualifying (Q4)

26/08/2023 10:10

Qualifying started at 10:03:29

Pos	No.	Name	Make	Best Tm	Diff	In Lap	Best Speed	2nd Best	2nd Lap
1	633	Peter Baxter	2.0t SEAT Leon	1:01.552		5	88.430	1:01.841	3
2	212	Gareth Blaine	2.0t SEAT Leon	1:03.310	1.758	4	85.974	1:03.399	7
3	34	David McMin	1.9d SEAT Ibiza	1:05.738	4.186	4	82.799	1:05.835	5
4	22	John Linnane	2.0 RT Supercar	1:07.877	6.325	5	80.189	1:08.345	7
5	2	Greer Wray	3.0 BMW 330i	1:09.506	7.954	7	78.310	1:09.533	6
6	31	Keith Wray	3.0 BMW 330i	1:09.666	8.114	6	78.130	1:10.916	4
7	5	Pete Murray	3.0 BMW 330i			0	-		0
8	48	Paul McAlinden	2.0 SHP Supercar			0	-		0
9	89	Patrick Corbett	2.0 Honda Civic			0	-		0

Results provisional until the conclusion of judicial and technical matters

Orbits

Chief Timekeeper: D.Bradfield

Clerk of the Course: Chris Edwards

Live timing available at timing.rhwright.co.uk

www.mylaps.com

Licensed to: R.H.Wright Timing

Printed: 26/08/2023 10:15:47



500MRCI August Race Meeting


Libre Saloons/GT

Kirkistown 500 MRCI 1.512 miles

Race 1 (R4)

26/08/2023 13:00


Race (12:00 and 1 Laps)



5	89
	9
4	5
	7
3	2
	5
2	34
	3
1	633
	1

48
8
31
6
22
4
212
2

POLE POSITION



Results provisional until the conclusion of judicial and technical matters

Orbits

Chief Timekeeper: D.Bradfield

Clerk of the Course: Chris Edwards

Live timing available at timing.rhwright.co.uk

www.mylaps.com

Licensed to: R.H.Wright Timing

Printed: 26/08/2023 10:15:25



500MRCI August Race Meeting


Libre Saloons/GT

Kirkistown 500 MRCI 1.512 miles

Race 1 (R4)

26/08/2023 13:00

Race (12:00 and 1 Laps) started at 12:22:13



Lap	Lap Tm	Diff	Time of Day
(633) Peter Baxter			
1	1:08.175	+5.804	12:23:23.864
2	1:02.416	+0.045	12:24:26.280
3	1:02.590	+0.219	12:25:28.870
4	1:02.418	+0.047	12:26:31.288
5	1:03.414	+1.043	12:27:34.702
6	1:03.206	+0.835	12:28:37.908
7	1:03.181	+0.810	12:29:41.089
8	1:02.712	+0.341	12:30:43.801
9	1:03.134	+0.763	12:31:46.935
10	1:02.771	+0.400	12:32:49.706
11	1:02.571	+0.200	12:33:52.277
12	1:02.371		12:34:54.648
13	1:03.945	+1.574	12:35:58.593

Lap	Lap Tm	Diff	Time of Day
(212) Gareth Blaine			
1	1:08.815	+5.244	12:23:24.520
2	1:03.584	+0.013	12:24:28.104
3	1:03.571		12:25:31.675
4	1:03.765	+0.194	12:26:35.440
5	1:03.635	+0.064	12:27:39.075
6	1:03.950	+0.379	12:28:43.025
7	1:03.903	+0.332	12:29:46.928
8	1:04.208	+0.637	12:30:51.136
9	1:04.014	+0.443	12:31:55.150
10	1:05.110	+1.539	12:33:00.260
11	1:05.731	+2.160	12:34:05.991
12	1:05.338	+1.767	12:35:11.329
13	1:06.864	+3.293	12:36:18.193

Lap	Lap Tm	Diff	Time of Day
(34) David McMinn			
1	1:11.127	+4.837	12:23:27.490
2	1:06.400	+0.110	12:24:33.890
3	1:06.708	+0.418	12:25:40.598
4	1:06.654	+0.364	12:26:47.252
5	1:06.635	+0.345	12:27:53.887
6	1:06.290		12:29:00.177
7	1:06.669	+0.379	12:30:06.846
8	1:07.068	+0.778	12:31:13.914
9	1:06.357	+0.067	12:32:20.271
10	1:06.912	+0.622	12:33:27.183
11	1:06.606	+0.316	12:34:33.789
12	1:06.923	+0.633	12:35:40.712
13	1:07.091	+0.801	12:36:47.803

Lap	Lap Tm	Diff	Time of Day
(22) John Linnane			
1	1:14.514	+6.380	12:23:30.914
2	1:09.649	+1.515	12:24:40.563
3	1:09.486	+1.352	12:25:50.049
4	1:08.134		12:26:58.183
5	1:09.002	+0.868	12:28:07.185
6	1:09.204	+1.070	12:29:16.389
7	1:08.766	+0.632	12:30:25.155
8	1:09.390	+1.256	12:31:34.545
9	1:09.587	+1.453	12:32:44.132
10	1:10.760	+2.626	12:33:54.892
11	1:11.214	+3.080	12:35:06.106
12	1:10.041	+1.907	12:36:16.147

Lap	Lap Tm	Diff	Time of Day
(2) Greer Wray			
1	1:15.196	+5.178	12:23:31.726
2	1:10.509	+0.491	12:24:42.235
3	1:10.967	+0.949	12:25:53.202
4	1:10.456	+0.438	12:27:03.658
5	1:10.496	+0.478	12:28:14.154
6	1:10.458	+0.440	12:29:24.612
7	1:10.208	+0.190	12:30:34.820
8	1:10.235	+0.217	12:31:45.055
9	1:10.991	+0.973	12:32:56.046
10	1:10.108	+0.090	12:34:06.154
11	1:10.018		12:35:16.172
12	1:10.582	+0.564	12:36:26.754

Lap	Lap Tm	Diff	Time of Day
(31) Keith Wray			
1	1:16.518	+6.555	12:23:33.406
2	1:10.511	+0.548	12:24:43.917
3	1:10.055	+0.092	12:25:53.972
4	1:11.549	+1.586	12:27:05.521
5	1:11.525	+1.562	12:28:17.046
6	1:09.963		12:29:27.009
7	1:10.390	+0.427	12:30:37.399
8	1:10.182	+0.219	12:31:47.581
9	1:10.618	+0.655	12:32:58.199
10	1:11.633	+1.670	12:34:09.832
11	1:12.743	+2.780	12:35:22.575
12	1:20.198	+10.235	12:36:42.773

Lap	Lap Tm	Diff	Time of Day
-----	--------	------	-------------

Results provisional until the conclusion of judicial and technical matters

Orbits

Chief Timekeeper: D.Bradfield

Clerk of the Course: Chris Edwards

Live timing available at timing.rhwright.co.uk

www.mylaps.com

Licensed to: R.H.Wright Timing



R.H.Wright Timing

500MRCI August Race Meeting

Sorted on Laps

Libre Saloons/GT

Kirkistown 500 MRCI 1.512 miles

Race 1 (R4)

26/08/2023 13:00

Race (12:00 and 1 Laps) started at 12:22:13

Pos	No.	Name	Make	Laps	Total Tm	Best Tm	Best Speed	In Lap	Avg. Speed
1	633	Peter Baxter	2.0t SEAT Leon	13	13:45.269	1:02.371	87.268	12	85.741
2	212	Gareth Blaine	2.0t SEAT Leon	13	14:04.869	1:03.571	85.621	3	83.752
3	34	David McMinn	1.9d SEAT Ibiza	13	14:34.479	1:06.290	82.109	6	80.916
4	22	John Linnane	2.0 RT Supercar	12	14:02.823	1:08.134	79.887	4	77.497
5	2	Greer Wray	3.0 BMW 330i	12	14:13.430	1:10.018	77.737	11	76.534
6	31	Keith Wray	3.0 BMW 330i	12	14:29.449	1:09.963	77.799	6	75.124

Not classified

DNS	5	Pete Murray	3.0 BMW 330i				-	0	-
DNS	48	Paul McAlinden	2.0 SHP Supercar				-	0	-
DNS	89	Patrick Corbett	2.0 Honda Civic				-	0	-

Margin of Victory	Avg. Speed	Best Lap Tm	Best Speed	Best Lap by
19.600	85.741	1:02.371	87.268	633 - Peter Baxter

Results provisional until the conclusion of judicial and technical matters

Orbits

Chief Timekeeper: D.Bradfield

Clerk of the Course: Chris Edwards

Live timing available at timing.rhwright.co.uk

www.mylaps.com

Licensed to: R.H.Wright Timing

Printed: 26/08/2023 12:37:54



500MRCI August Race Meeting


Libre Saloons/GT

Kirkistown 500 MRCI 1.512 miles

Race 2 (R11)

26/08/2023 16:40


Race (12:00 and 1 Laps)



5	89
	9
4	5
	7
3	2
	5
2	34
	3
1	633
	1

48
8
31
6
22
4
212
2

POLE POSITION



Results provisional until the conclusion of judicial and technical matters Orbits

Chief Timekeeper: D.Bradfield

Clerk of the Course: Chris Edwards

Live timing available at timing.rhwright.co.uk

www.mylaps.com

Licensed to: R.H.Wright Timing

Printed: 26/08/2023 10:22:41



500MRCI August Race Meeting


Libre Saloons/GT

Kirkistown 500 MRCI 1.512 miles

Race 2 (R11)

26/08/2023 16:40

Race (12:00 and 1 Laps) started at 16:23:28



Lap	Lap Tm	Diff	Time of Day
(212) Gareth Blaine			
1	1:10.327	+7.143	16:24:40.895
2	1:03.751	+0.567	16:25:44.646
3	1:03.668	+0.484	16:26:48.314
4	1:03.386	+0.202	16:27:51.700
5	1:03.231	+0.047	16:28:54.931
6	1:03.184		16:29:58.115
7	1:03.971	+0.787	16:31:02.086
8	1:04.874	+1.690	16:32:06.960
9	1:07.293	+4.109	16:33:14.253
10	1:05.799	+2.615	16:34:20.052
11	1:06.889	+3.705	16:35:26.941
12	1:09.970	+6.786	16:36:36.911
13	1:11.115	+7.931	16:37:48.026

Lap	Lap Tm	Diff	Time of Day
(34) David McMinn			
1	1:13.120	+6.328	16:24:44.584
2	1:07.030	+0.238	16:25:51.614
3	1:06.792		16:26:58.406
4	1:09.553	+2.761	16:28:07.959
5	1:11.061	+4.269	16:29:19.020
6	1:13.329	+6.537	16:30:32.349
7	1:10.628	+3.836	16:31:42.977
8	1:13.333	+6.541	16:32:56.310
9	1:11.687	+4.895	16:34:07.997
10	1:11.965	+5.173	16:35:19.962
11	1:09.694	+2.902	16:36:29.656
12	1:07.162	+0.370	16:37:36.818
13	1:08.954	+2.162	16:38:45.772

Lap	Lap Tm	Diff	Time of Day
(2) Greer Wray			
1	1:17.292	+7.206	16:24:49.205
2	1:11.575	+1.489	16:26:00.780
3	1:11.471	+1.385	16:27:12.251
4	1:14.045	+3.959	16:28:26.296
5	1:10.683	+0.597	16:29:36.979
6	1:10.286	+0.200	16:30:47.265
7	1:10.801	+0.715	16:31:58.066
8	1:10.470	+0.384	16:33:08.536
9	1:10.086		16:34:18.622
10	1:11.160	+1.074	16:35:29.782
11	1:10.492	+0.406	16:36:40.274
12	1:10.548	+0.462	16:37:50.822

Lap	Lap Tm	Diff	Time of Day
(31) Keith Wray			
1	1:16.534	+6.942	16:24:48.442
2	1:11.989	+2.397	16:26:00.431
3	1:11.880	+2.288	16:27:12.311
4	1:13.823	+4.231	16:28:26.134
5	1:11.259	+1.667	16:29:37.393
6	1:10.781	+1.189	16:30:48.174
7	1:11.651	+2.059	16:31:59.825
8	1:09.592		16:33:09.417
9	1:10.685	+1.093	16:34:20.102
10	1:10.609	+1.017	16:35:30.711
11	1:16.137	+6.545	16:36:46.848
12	1:18.154	+8.562	16:38:05.002

Lap	Lap Tm	Diff	Time of Day
(633) Peter Baxter			
1	1:10.164	+7.295	16:24:40.707
2	1:03.167	+0.298	16:25:43.874
3	1:03.985	+1.116	16:26:47.859
4	1:03.231	+0.362	16:27:51.090
5	1:02.869		16:28:53.959
6	1:03.185	+0.316	16:29:57.144

Lap	Lap Tm	Diff	Time of Day
(22) John Linnane			
1	1:13.457	+2.373	16:24:44.577
2	1:11.084		16:25:55.661

Results provisional until the conclusion of judicial and technical matters

Orbits

Chief Timekeeper: D.Bradfield

Clerk of the Course: Chris Edwards

Live timing available at timing.rhwright.co.uk

www.mylaps.com

Licensed to: R.H.Wright Timing



500MRCI August Race Meeting

Sorted on Laps

Libre Saloons/GT

Kirkistown 500 MRCI 1.512 miles

Race 2 (R11)

26/08/2023 16:40

Race (12:00 and 1 Laps) started at 16:23:28

Pos	No.	Name	Make	Laps	Total Tm	Best Tm	Best Speed	In Lap	Avg. Speed
1	212	Gareth Blaine	2.0t SEAT Leon	13	14:19.729	1:03.184	86.146	6	82.304
2	34	David McMinn	1.9d SEAT Ibiza	13	15:17.475	1:06.792	81.492	3	77.124
3	2	Greer Wray	3.0 BMW 330i	12	14:22.525	1:10.086	77.662	9	75.727
4	31	Keith Wray	3.0 BMW 330i	12	14:36.705	1:09.592	78.213	8	74.502
Not classified									
DNF	633	Peter Baxter	2.0t SEAT Leon	6	6:28.847	1:02.869	86.577	5	83.987
DNF	22	John Linnane	2.0 RT Supercar	2	2:27.364	1:11.084	76.572	2	73.872

Margin of Victory	Avg. Speed	Best Lap Tm	Best Speed	Best Lap by
57.746	82.304	1:03.184	86.146	212 - Gareth Blaine

Results provisional until the conclusion of judicial and technical matters

Orbits

Chief Timekeeper: D.Bradfield

Clerk of the Course: Chris Edwards

Live timing available at timing.rhwright.co.uk

www.mylaps.com

Licensed to: R.H.Wright Timing

Printed: 26/08/2023 16:39:06



500MRCI August Race Meeting


Mini Coopers

Kirkistown 500 MRCI 1.512 miles

Qualifying (Q7)

26/08/2023 11:10

Qualifying started at 10:48:02



Lap	Lap Tm	Diff	Time of Day
(555) Kian O'Brien			
1	1:14.439	+0.753	10:50:59.827
2	1:14.535	+0.849	10:52:14.362
3	1:14.122	+0.436	10:53:28.484
4	1:14.090	+0.404	10:54:42.574
5	1:14.032	+0.346	10:55:56.606
6	1:13.686		10:57:10.292
7	1:14.102	+0.416	10:58:24.394
(28) Peter Bennett			
1	1:16.885	+2.581	10:50:53.210
2	1:14.663	+0.359	10:52:07.873
3	1:14.566	+0.262	10:53:22.439
4	1:14.304		10:54:36.743
5	1:14.835	+0.531	10:55:51.578
6	1:14.401	+0.097	10:57:05.979
7	1:14.415	+0.111	10:58:20.394
(96) Darren Gilmore			
1	1:15.473	+1.021	10:51:01.114
2	1:15.127	+0.675	10:52:16.241
3	1:14.982	+0.530	10:53:31.223
4	1:14.710	+0.258	10:54:45.933
5	1:14.452		10:56:00.385
6	1:15.112	+0.660	10:57:15.497
7	1:15.097	+0.645	10:58:30.594
(7) Jack Conachy			
1	1:14.833	+0.338	10:50:51.918
2	1:14.626	+0.131	10:52:06.544
3	1:14.895	+0.400	10:53:21.439
4	1:15.882	+1.387	10:54:37.321
5	1:14.495		10:55:51.816
6	1:16.025	+1.530	10:57:07.841
7	1:14.607	+0.112	10:58:22.448
(11) Paul Stewart			
1	1:15.100	+0.526	10:50:43.976
2	1:14.574		10:51:58.550
3	1:15.207	+0.633	10:53:13.757
4	1:15.006	+0.432	10:54:28.763
5	1:14.800	+0.226	10:55:43.563
6	1:14.760	+0.186	10:56:58.323
7	1:16.428	+1.854	10:58:14.751
(55) Mark Stewart			
1	1:15.061	+0.355	10:50:44.401
2	1:14.712	+0.006	10:51:59.113
3	1:16.511	+1.805	10:53:15.624
4	1:14.822	+0.116	10:54:30.446
5	1:14.706		10:55:45.152
6	1:14.882	+0.176	10:57:00.034
7	1:15.033	+0.327	10:58:15.067
(98) Craig Gilmore			
1	1:14.738		10:51:03.329
2	1:15.019	+0.281	10:52:18.348
3	1:14.890	+0.152	10:53:33.238
4	1:14.763	+0.025	10:54:48.001
5	1:15.063	+0.325	10:56:03.064
6	1:15.180	+0.442	10:57:18.244
7	1:15.237	+0.499	10:58:33.481
(35) Ryan Hogg			
1	1:15.178	+0.329	10:51:02.590
2	1:14.849		10:52:17.439
3	1:15.216	+0.367	10:53:32.655
4	1:15.134	+0.285	10:54:47.789
5	1:15.042	+0.193	10:56:02.831
6	1:15.074	+0.225	10:57:17.905
7	1:15.679	+0.830	10:58:33.584
(88) Chris Doherty			

Lap	Lap Tm	Diff	Time of Day
1	1:15.565	+0.504	10:50:47.212
2	1:15.288	+0.227	10:52:02.500
3	1:15.271	+0.210	10:53:17.771
4	1:15.360	+0.299	10:54:33.131
5	1:15.532	+0.471	10:55:48.663
6	1:15.061		10:57:03.724
7	1:17.408	+2.347	10:58:21.132
(17) Noel Conachy			
1	1:16.162	+1.095	10:50:54.725
2	1:15.067		10:52:09.792
3	1:15.557	+0.490	10:53:25.349
4	1:15.839	+0.772	10:54:41.188
5	1:15.641	+0.574	10:55:56.829
6	1:15.185	+0.118	10:57:12.014
7	1:15.120	+0.053	10:58:27.134
(260) Wayne Owens			
1	1:15.691	+0.370	10:54:10.210
2	1:16.260	+0.939	10:55:26.470
3	1:15.467	+0.146	10:56:41.937
4	1:15.619	+0.298	10:57:57.556
5	1:15.321		10:59:12.877
(4) Johnny Titterington			
1	1:16.618	+0.936	10:51:09.817
2	1:16.534	+0.852	10:52:26.351
3	1:15.859	+0.177	10:53:42.210
4	1:15.682		10:54:57.892
5	1:16.461	+0.779	10:56:14.353
6	1:16.271	+0.589	10:57:30.624
7	1:16.054	+0.372	10:58:46.678
(65) Jack Irvine			
1	1:15.688		10:51:10.026
p2	2:27.355	+1:11.667	10:53:37.381
3	1:21.292	+5.604	10:54:58.673
4	1:15.761	+0.073	10:56:14.434
(43) Ben McFall			
1	1:18.004	+1.082	10:51:21.354
2	1:17.704	+0.782	10:52:39.058
3	1:17.411	+0.489	10:53:56.469
4	1:16.922		10:55:13.391
5	1:16.939	+0.017	10:56:30.330
6	1:17.431	+0.509	10:57:47.761
7	1:17.079	+0.157	10:59:04.840

Results provisional until the conclusion of judicial and technical matters

Orbits

Chief Timekeeper: D.Bradfield

Clerk of the Course: Chris Edwards

Live timing available at timing.rhwright.co.uk

www.mylaps.com

Licensed to: R.H.Wright Timing





R.H.Wright Timing

500MRCI August Race Meeting

Sorted on best lap time

Mini Coopers

Kirkistown 500 MRCI 1.512 miles

Qualifying (Q7)

26/08/2023 11:10

Qualifying started at 10:48:02

Pos	No.	Name	Make	Best Tm	Diff	In Lap	Best Speed	2nd Best	2nd Lap
1	555	Kian O'Brien	1.6 BMW Mini	1:13.686		6	73.868	1:14.032	5
2	28	Peter Bennett	1.6 BMW Mini	1:14.304	0.618	4	73.253	1:14.401	6
3	96	Darren Gilmore	1.6 BMW Mini	1:14.452	0.766	5	73.108	1:14.710	4
4	7	Jack Conachy	1.6 BMW Mini	1:14.495	0.809	5	73.066	1:14.607	7
5	11	Paul Stewart	1.6 BMW Mini	1:14.574	0.888	2	72.988	1:14.760	6
6	55	Mark Stewart	1.6 BMW Mini	1:14.706	1.020	5	72.859	1:14.712	2
7	98	Craig Gilmore	1.6 BMW Mini	1:14.738	1.052	1	72.828	1:14.763	4
8	35	Ryan Hogg	1.6 BMW Mini	1:14.849	1.163	2	72.720	1:15.042	5
9	88	Chris Doherty	1.6 BMW Mini	1:15.061	1.375	6	72.515	1:15.271	3
10	17	Noel Conachy	1.6 BMW Mini	1:15.067	1.381	2	72.509	1:15.120	7
11	260	Wayne Owens	1.6 BMW Mini	1:15.321	1.635	5	72.264	1:15.467	3
12	4	Johnny Titterington	1.6 BMW Mini	1:15.682	1.996	4	71.920	1:15.859	3
13	65	Jack Irvine	1.6 BMW Mini	1:15.688	2.002	1	71.914	1:15.761	4
14	43	Ben McFall	1.6 BMW Mini	1:16.922	3.236	4	70.760	1:16.939	5

Results provisional until the conclusion of judicial and technical matters

Orbits

Chief Timekeeper: D.Bradfield

Clerk of the Course: Chris Edwards

Live timing available at timing.rhwright.co.uk

www.mylaps.com

Licensed to: R.H.Wright Timing

Printed: 26/08/2023 11:02:19



500MRCI August Race Meeting


Mini Coopers

Kirkistown 500 MRCI 1.512 miles

Race 1 (R7)

26/08/2023 14:30

Race (12:00 and 1 Laps)



7	65	43
	13	14
6	260	4
	11	12
5	88	17
	9	10
4	98	35
	7	8
3	11	55
	5	6
2	96	7
	3	4
1	555	28
	1	2

POLE POSITION



Results provisional until the conclusion of judicial and technical matters

Orbits

Chief Timekeeper: D.Bradfield

Clerk of the Course: Chris Edwards

Live timing available at timing.rhwright.co.uk

www.mylaps.com

Licensed to: R.H.Wright Timing

Printed: 26/08/2023 11:00:28



500MRCI August Race Meeting

Mini Coopers

Kirkistown 500 MRCI 1.512 miles

Race 1 (R7)

26/08/2023 14:30

Race (12:00 and 1 Laps) started at 13:36:57

Lap	Lap Tm	Diff	Time of Day
(555) Kian O'Brien			
1	1:20.477	+6.670	13:38:20.309
2	1:14.258	+0.451	13:39:34.567
3	1:13.995	+0.188	13:40:48.562
4	1:14.183	+0.376	13:42:02.745
5	1:14.351	+0.544	13:43:17.096
6	1:14.525	+0.718	13:44:31.621
7	1:14.444	+0.637	13:45:46.065
8	1:14.446	+0.639	13:47:00.511
9	1:14.073	+0.266	13:48:14.584
10	1:13.807		13:49:28.391
11	1:14.520	+0.713	13:50:42.911
(96) Darren Gilmore			
1	1:20.441	+6.288	13:38:21.031
2	1:14.622	+0.469	13:39:35.653
3	1:14.661	+0.508	13:40:50.314
4	1:14.487	+0.334	13:42:04.801
5	1:14.153		13:43:18.954
6	1:14.830	+0.677	13:44:33.784
7	1:14.744	+0.591	13:45:48.528
8	1:14.565	+0.412	13:47:03.093
9	1:14.837	+0.684	13:48:17.930
10	1:14.894	+0.741	13:49:32.824
11	1:14.986	+0.833	13:50:47.810
(28) Peter Bennett			
1	1:20.945	+6.688	13:38:20.723
2	1:14.588	+0.311	13:39:35.311
3	1:14.277		13:40:49.588
4	1:14.542	+0.265	13:42:04.130
5	1:14.524	+0.247	13:43:18.654
6	1:14.805	+0.528	13:44:33.459
7	1:14.899	+0.622	13:45:48.358
8	1:15.314	+1.037	13:47:03.672
9	1:14.726	+0.449	13:48:18.398
10	1:14.909	+0.632	13:49:33.307
11	1:14.781	+0.504	13:50:48.088
(55) Mark Stewart			
1	1:20.975	+6.947	13:38:22.144
2	1:14.028		13:39:36.172
3	1:14.518	+0.490	13:40:50.690
4	1:14.715	+0.687	13:42:05.405
5	1:16.372	+2.344	13:43:21.777
6	1:15.741	+1.713	13:44:37.518
7	1:14.673	+0.645	13:45:52.191
8	1:14.757	+0.729	13:47:06.948
9	1:14.728	+0.700	13:48:21.676
10	1:14.265	+0.237	13:49:35.941
11	1:14.416	+0.388	13:50:50.357
(260) Wayne Owens			
1	1:19.757	+5.770	13:38:22.343
2	1:15.215	+1.228	13:39:37.558
3	1:13.987		13:40:51.545
4	1:14.114	+0.127	13:42:05.659
5	1:15.889	+1.902	13:43:21.548
6	1:15.536	+1.549	13:44:37.084
7	1:14.370	+0.383	13:45:51.454
8	1:14.952	+0.965	13:47:06.406
9	1:18.001	+4.014	13:48:24.407
10	1:14.942	+0.955	13:49:39.349
11	1:14.338	+0.351	13:50:53.687
(11) Paul Stewart			
1	1:20.777	+6.512	13:38:22.270
2	1:14.789	+0.524	13:39:37.059
3	1:14.770	+0.505	13:40:51.829
4	1:15.747	+1.482	13:42:07.576
5	1:14.344	+0.079	13:43:21.920
6	1:15.382	+1.117	13:44:37.302
7	1:14.461	+0.196	13:45:51.763

Lap	Lap Tm	Diff	Time of Day
8	1:14.664	+0.399	13:47:06.427
9	1:14.925	+0.660	13:48:21.352
10	1:14.280	+0.015	13:49:35.632
11	1:14.265		13:50:49.897
(17) Noel Conachy			
1	1:21.820	+7.167	13:38:24.063
2	1:14.910	+0.257	13:39:38.973
3	1:15.267	+0.614	13:40:54.240
4	1:15.134	+0.481	13:42:09.374
5	1:14.914	+0.261	13:43:24.288
6	1:15.118	+0.465	13:44:39.406
7	1:14.653		13:45:54.059
8	1:14.831	+0.178	13:47:08.890
9	1:15.642	+0.989	13:48:24.532
10	1:16.156	+1.503	13:49:40.688
11	1:14.760	+0.107	13:50:55.448
(4) Johnny Titterington			
1	1:21.620	+7.374	13:38:24.725
2	1:16.136	+1.890	13:39:40.861
3	1:15.181	+0.935	13:40:56.042
4	1:14.781	+0.535	13:42:10.823
5	1:14.944	+0.698	13:43:25.767
6	1:15.348	+1.102	13:44:41.115
7	1:16.529	+2.283	13:45:57.644
8	1:14.945	+0.699	13:47:12.589
9	1:14.445	+0.199	13:48:27.034
10	1:14.402	+0.156	13:49:41.436
11	1:14.246		13:50:55.682
(43) Ben McFall			
1	1:21.758	+7.725	13:38:24.675
2	1:16.135	+2.102	13:39:40.810
3	1:14.796	+0.763	13:40:55.606
4	1:14.803	+0.770	13:42:10.409
5	1:15.896	+1.863	13:43:26.305
6	1:14.786	+0.753	13:44:41.091
7	1:17.068	+3.035	13:45:58.159
8	1:15.353	+1.320	13:47:13.512
9	1:14.033		13:48:27.545
10	1:14.121	+0.088	13:49:41.666
11	1:14.098	+0.065	13:50:55.764
(98) Craig Gilmore			
1	1:22.433	+7.988	13:38:24.223
2	1:15.412	+0.967	13:39:39.635
3	1:15.879	+1.434	13:40:55.514
4	1:15.882	+1.437	13:42:11.396
5	1:16.077	+1.632	13:43:27.473
6	1:16.153	+1.708	13:44:43.626
7	1:15.258	+0.813	13:45:58.884
8	1:15.007	+0.562	13:47:13.891
9	1:14.921	+0.476	13:48:28.812
10	1:14.445		13:49:43.257
11	1:14.942	+0.497	13:50:58.199
(35) Ryan Hogg			
1	1:21.680	+7.000	13:38:23.322
2	1:15.161	+0.481	13:39:38.483
3	1:17.022	+2.342	13:40:55.505
4	1:14.925	+0.245	13:42:10.430
5	1:16.649	+1.969	13:43:27.079
6	1:16.900	+2.220	13:44:43.979
7	1:15.610	+0.930	13:45:59.589
8	1:15.195	+0.515	13:47:14.784
9	1:14.767	+0.087	13:48:29.551
10	1:14.680		13:49:44.231
11	1:15.354	+0.674	13:50:59.585
(7) Jack Conachy			
1	1:21.513	+7.092	13:38:22.163
2	1:15.902	+1.481	13:39:38.065
3	1:14.421		13:40:52.486

Lap	Lap Tm	Diff	Time of Day
4	1:14.522	+0.101	13:42:07.008
5	1:14.720	+0.299	13:43:21.728
6	1:17.705	+3.284	13:44:39.433
7	1:17.991	+3.570	13:45:57.424
(88) Chris Doherty			
1	1:23.078	+7.896	13:38:25.145
2	1:16.382	+1.200	13:39:41.527
3	1:15.182		13:40:56.709
4	1:15.376	+0.194	13:42:12.085
5	1:16.455	+1.273	13:43:28.540
6	1:17.049	+1.867	13:44:45.589
(65) Jack Irvine			
1	1:26.912	+10.051	13:38:30.051
2	1:16.861		13:39:46.912

Results provisional until the conclusion of judicial and technical matters

Orbits

Chief Timekeeper: D.Bradfield

Clerk of the Course: Chris Edwards

Live timing available at timing.rhwright.co.uk

www.mylaps.com

Licensed to: R.H.Wright Timing





R.H.Wright Timing

500MRCI August Race Meeting

Sorted on Laps

Mini Coopers

Kirkistown 500 MRCI 1.512 miles

Race 1 (R7)

26/08/2023 14:30

Race (12:00 and 1 Laps) started at 13:36:57

Pos	No.	Name	Make	Laps	Total Tm	Best Tm	Best Speed	In Lap	Avg. Speed
1	555	Kian O'Brien	1.6 BMW Mini	11	13:45.380	1:13.807	73.747	10	72.540
2	96	Darren Gilmore	1.6 BMW Mini	11	13:50.279	1:14.153	73.403	5	72.112
3	28	Peter Bennett	1.6 BMW Mini	11	13:50.557	1:14.277	73.280	3	72.088
4	55	Mark Stewart	1.6 BMW Mini	11	13:52.826	1:14.028	73.527	2	71.892
5	260	Wayne Owens	1.6 BMW Mini	11	13:56.156	1:13.987	73.567	3	71.605
6	11	Paul Stewart	1.6 BMW Mini	11	13:57.366	1:14.265	73.292	11	71.502
7	17	Noel Conachy	1.6 BMW Mini	11	13:57.917	1:14.653	72.911	7	71.455
8	4	Johnny Titterington	1.6 BMW Mini	11	13:58.151	1:14.246	73.311	11	71.435
9	43	Ben McFall	1.6 BMW Mini	11	13:58.233	1:14.033	73.522	9	71.428
10	98	Craig Gilmore	1.6 BMW Mini	11	14:00.668	1:14.445	73.115	10	71.221
11	35	Ryan Hogg	1.6 BMW Mini	11	14:02.054	1:14.680	72.885	10	71.104
Not classified									
DNF	7	Jack Conachy	1.6 BMW Mini	7	8:59.893	1:14.421	73.138	3	70.572
DNF	88	Chris Doherty	1.6 BMW Mini	6	7:48.058	1:15.182	72.398	3	69.774
DNF	65	Jack Irvine	1.6 BMW Mini	2	2:49.381	1:16.861	70.816	2	64.270

Announcements

Penalty - Car 11+5s - Exceeding Track Limits (Q12.21.2b)

Margin of Victory	Avg. Speed	Best Lap Tm	Best Speed	Best Lap by
4.899	72.540	1:13.807	73.747	555 - Kian O'Brien

Results provisional until the conclusion of judicial and technical matters

Orbits

Chief Timekeeper: D.Bradfield

Clerk of the Course: Chris Edwards

Live timing available at timing.rhwright.co.uk

www.mylaps.com

Licensed to: R.H.Wright Timing

Printed: 26/08/2023 13:51:13



500MRCI August Race Meeting


Mini Coopers

Kirkistown 500 MRCI 1.512 miles

Race 2 (R14)

26/08/2023 18:10

Race (12:00 and 1 Laps)



7	4	43
	13	14
6	260	65
	11	12
5	17	88
	9	10
4	98	35
	7	8
3	55	11
	5	6
2	7	96
	3	4
1	555	28
	1	2

POLE POSITION



Results provisional until the conclusion of judicial and technical matters

Orbits

Chief Timekeeper: D.Bradfield

Clerk of the Course: Chris Edwards

Live timing available at timing.rhwright.co.uk

www.mylaps.com

Licensed to: R.H.Wright Timing

Printed: 26/08/2023 11:01:08



500MRCI August Race Meeting


Mini Coopers

Kirkistown 500 MRCI 1.512 miles

Race 2 (R14)

26/08/2023 18:10

Race (12:00 and 1 Laps) started at 17:41:40



Lap	Lap Tm	Diff	Time of Day
(555) Kian O'Brien			
1	1:20.482	+6.408	17:43:02.717
2	1:14.894	+0.820	17:44:17.611
3	1:14.396	+0.322	17:45:32.007
4	1:14.381	+0.307	17:46:46.388
5	1:14.542	+0.468	17:48:00.930
6	1:14.350	+0.276	17:49:15.280
7	1:14.203	+0.129	17:50:29.483
8	1:14.122	+0.048	17:51:43.605
9	1:14.437	+0.363	17:52:58.042
10	1:14.297	+0.223	17:54:12.339
11	1:14.074		17:55:26.413

(28) Peter Bennett			
1	1:20.769	+6.449	17:43:02.962
2	1:15.411	+1.091	17:44:18.373
3	1:14.494	+0.174	17:45:32.867
4	1:14.635	+0.315	17:46:47.502
5	1:14.635	+0.315	17:48:02.137
6	1:14.384	+0.064	17:49:16.521
7	1:14.320		17:50:30.841
8	1:14.846	+0.526	17:51:45.687
9	1:14.634	+0.314	17:53:00.321
10	1:14.466	+0.146	17:54:14.787
11	1:14.609	+0.289	17:55:29.396

(96) Darren Gilmore			
1	1:20.065	+5.451	17:43:03.393
2	1:15.817	+1.203	17:44:19.210
3	1:14.878	+0.264	17:45:34.088
4	1:14.698	+0.084	17:46:48.786
5	1:15.767	+1.153	17:48:04.553
6	1:14.792	+0.178	17:49:19.345
7	1:14.795	+0.181	17:50:34.140
8	1:15.194	+0.580	17:51:49.334
9	1:14.614		17:53:03.948
10	1:14.940	+0.326	17:54:18.888
11	1:15.280	+0.666	17:55:34.168

(55) Mark Stewart			
1	1:19.617	+4.964	17:43:03.491
2	1:16.250	+1.597	17:44:19.741
3	1:14.653		17:45:34.394
4	1:14.903	+0.250	17:46:49.297
5	1:15.604	+0.951	17:48:04.901
6	1:14.726	+0.073	17:49:19.627
7	1:14.810	+0.157	17:50:34.437
8	1:15.267	+0.614	17:51:49.704
9	1:14.700	+0.047	17:53:04.404
10	1:15.094	+0.441	17:54:19.498
11	1:15.474	+0.821	17:55:34.972

(260) Wayne Owens			
1	1:20.920	+6.833	17:43:06.194
2	1:16.026	+1.939	17:44:22.220
3	1:16.254	+2.167	17:45:38.474
4	1:14.417	+0.330	17:46:52.891
5	1:14.203	+0.116	17:48:07.094
6	1:14.674	+0.587	17:49:21.768
7	1:14.087		17:50:35.855
8	1:14.147	+0.060	17:51:50.002
9	1:14.750	+0.663	17:53:04.752
10	1:14.426	+0.339	17:54:19.178
11	1:15.836	+1.749	17:55:35.014

(4) Johnny Titterington			
1	1:21.130	+6.819	17:43:07.133
2	1:15.852	+1.541	17:44:22.985
3	1:16.045	+1.734	17:45:39.030
4	1:14.812	+0.501	17:46:53.842
5	1:15.153	+0.842	17:48:08.995
6	1:15.615	+1.304	17:49:24.610
7	1:14.311		17:50:38.921

Lap	Lap Tm	Diff	Time of Day
8	1:14.599	+0.288	17:51:53.520
9	1:15.226	+0.915	17:53:08.746
10	1:15.752	+1.441	17:54:24.498
11	1:15.075	+0.764	17:55:39.573

(11) Paul Stewart			
1	1:22.611	+8.379	17:43:06.475
2	1:16.004	+1.772	17:44:22.479
3	1:17.192	+2.960	17:45:39.671
4	1:14.501	+0.269	17:46:54.172
5	1:14.715	+0.483	17:48:08.887
6	1:15.189	+0.957	17:49:24.076
7	1:14.232		17:50:38.308
8	1:14.688	+0.456	17:51:52.996
9	1:15.821	+1.589	17:53:08.817
10	1:15.315	+1.083	17:54:24.132
11	1:15.739	+1.507	17:55:39.871

(35) Ryan Hogg			
1	1:21.789	+7.046	17:43:06.003
2	1:15.773	+1.030	17:44:21.776
3	1:18.253	+3.510	17:45:40.029
4	1:15.931	+1.188	17:46:55.960
5	1:15.712	+0.969	17:48:11.672
6	1:16.138	+1.395	17:49:27.810
7	1:15.176	+0.433	17:50:42.986
8	1:15.494	+0.751	17:51:58.480
9	1:15.121	+0.378	17:53:13.601
10	1:15.084	+0.341	17:54:28.685
11	1:14.743		17:55:43.428

(98) Craig Gilmore			
1	1:21.088	+6.360	17:43:05.394
2	1:16.428	+1.700	17:44:21.822
3	1:17.862	+3.134	17:45:39.684
4	1:16.062	+1.334	17:46:55.746
5	1:15.875	+1.147	17:48:11.621
6	1:16.585	+1.857	17:49:28.206
7	1:15.480	+0.752	17:50:43.686
8	1:15.167	+0.439	17:51:58.853
9	1:15.279	+0.551	17:53:14.132
10	1:14.728		17:54:28.860
11	1:15.137	+0.409	17:55:43.997

(17) Noel Conachy			
1	1:19.792	+3.277	17:43:04.629
2	1:16.515		17:44:21.144

(65) Jack Irvine			
1	1:19.260	+5.211	17:43:04.426
2	1:14.812	+0.763	17:44:19.238
3	1:14.709	+0.660	17:45:33.947
4	1:14.485	+0.436	17:46:48.432
5	1:14.049		17:48:02.481

Results provisional until the conclusion of judicial and technical matters

Orbits

Chief Timekeeper: D.Bradfield

Clerk of the Course: Chris Edwards

Live timing available at timing.rhwright.co.uk

www.mylaps.com

Licensed to: R.H.Wright Timing



R.H.Wright Timing

500MRCI August Race Meeting

Sorted on Laps

Mini Coopers

Kirkistown 500 MRCI 1.512 miles

Race 2 (R14)

26/08/2023 18:10

Race (12:00 and 1 Laps) started at 17:41:40

Pos	No.	Name	Make	Laps	Total Tm	Best Tm	Best Speed	In Lap	Avg. Speed
1	555	Kian O'Brien	1.6 BMW Mini	11	13:46.339	1:14.074	73.481	11	72.456
2	28	Peter Bennett	1.6 BMW Mini	11	13:49.322	1:14.320	73.238	7	72.195
3	96	Darren Gilmore	1.6 BMW Mini	11	13:54.094	1:14.614	72.949	9	71.782
4	55	Mark Stewart	1.6 BMW Mini	11	13:54.898	1:14.653	72.911	3	71.713
5	260	Wayne Owens	1.6 BMW Mini	11	13:54.940	1:14.087	73.468	7	71.710
6	4	Johnny Titterington	1.6 BMW Mini	11	13:59.499	1:14.311	73.246	7	71.320
7	11	Paul Stewart	1.6 BMW Mini	11	13:59.797	1:14.232	73.324	7	71.295
8	35	Ryan Hogg	1.6 BMW Mini	11	14:03.354	1:14.743	72.823	11	70.994
9	98	Craig Gilmore	1.6 BMW Mini	11	14:03.923	1:14.728	72.838	10	70.946
Not classified									
DNF	17	Noel Conachy	1.6 BMW Mini	2	2:41.070	1:16.515	71.137	2	67.586
DNF	88	Chris Doherty	1.6 BMW Mini		5.836		-	0	-
DNF	65	Jack Irvine	1.6 BMW Mini	5	6:22.407	1:14.049	73.506	5	71.168
DNS	7	Jack Conachy	1.6 BMW Mini				-	0	-

Margin of Victory	Avg. Speed	Best Lap Tm	Best Speed	Best Lap by
2.983	72.456	1:14.049	73.506	65 - Jack Irvine

Results provisional until the conclusion of judicial and technical matters

Orbits

Chief Timekeeper: D.Bradfield

Clerk of the Course: Chris Edwards

Live timing available at timing.rhwright.co.uk

www.mylaps.com

Licensed to: R.H.Wright Timing

Printed: 26/08/2023 17:56:42



500MRCI August Race Meeting

Roadsports/NI Sevens

Kirkistown 500 MRCI 1.512 miles

Qualifying (Q3)

26/08/2023 09:50

Qualifying started at 9:49:56

Lap	Lap Tm	Diff	Time of Day
(93) Steven Larkham			
1	1:03.137	+5.646	9:53:48.745
2	58.825	+1.334	9:54:47.570
3	57.747	+0.256	9:55:45.317
4	57.491		9:56:42.808
5	58.000	+0.509	9:57:40.808
6	57.781	+0.290	9:58:38.589
7	59.508	+2.017	9:59:38.097
8	1:12.511	+15.020	10:00:50.608
9	1:01.564	+4.073	10:01:52.172
(20) Jim Larkham			
1	1:06.554	+8.264	9:53:49.351
2	59.453	+1.163	9:54:48.804
3	58.290		9:55:47.094
4	58.748	+0.458	9:56:45.842
5	1:00.331	+2.041	9:57:46.173
6	59.318	+1.028	9:58:45.491
7	59.846	+1.556	9:59:45.337
8	1:00.136	+1.846	10:00:45.473
9	1:00.599	+2.309	10:01:46.072
(120) Mike Ward			
1	1:03.866	+3.869	9:53:50.646
2	1:01.501	+1.504	9:54:52.147
3	1:01.760	+1.763	9:55:53.907
4	59.997		9:56:53.904
5	1:00.557	+0.560	9:57:54.461
6	1:01.208	+1.211	9:58:55.669
7	1:00.347	+0.350	9:59:56.016
8	1:01.166	+1.169	10:00:57.182
9	1:01.932	+1.935	10:01:59.114
(10) Barney Casement			
1	1:17.593	+8.563	9:54:20.804
2	1:09.030		9:55:29.834
3	1:09.083	+0.053	9:56:38.917

Lap Lap Tm Diff Time of Day

Lap Lap Tm Diff Time of Day

Results provisional until the conclusion of judicial and technical matters

Orbits

Chief Timekeeper: D.Bradfield

Clerk of the Course: Chris Edwards

Live timing available at timing.rhwright.co.uk

www.mylaps.com

Licensed to: R.H.Wright Timing



R.H.Wright Timing

500MRCI August Race Meeting

Sorted on best lap time

Roadsports/NI Sevens

Kirkistown 500 MRCI 1.512 miles

Qualifying (Q3)

26/08/2023 09:50

Qualifying started at 9:49:56

Pos	No.	Name	Make	Best Tm	Diff	In Lap	Best Speed	2nd Best	2nd Lap
1	93	Steven Larkham	1.3 Radical PR06	57.491		4	94.676	57.747	3
2	20	Jim Larkham	1.3 Radical PR06	58.290	0.799	3	93.378	58.748	4
3	120	Mike Ward	1.3 Radical PR06	59.997	2.506	4	90.722	1:00.347	7
4	10	Barney Casement	2.0 Vauxhall Tigra	1:09.030	11.539	2	78.850	1:09.083	3

Results provisional until the conclusion of judicial and technical matters

Orbits

Chief Timekeeper: D.Bradfield

Clerk of the Course: Chris Edwards

Live timing available at timing.rhwright.co.uk

www.mylaps.com

Licensed to: R.H.Wright Timing

Printed: 26/08/2023 10:02:47



R.H.Wright Timing

500MRCI August Race Meeting


Roadsports/NI Sevens

Kirkistown 500 MRCI 1.512 miles

Race 1 (R3)

26/08/2023 12:30

Race (12:00 and 1 Laps)



2

120

10

3

4

1

93

20

1

2

POLE POSITION



Results provisional until the conclusion of judicial and technical matters

Orbits

Chief Timekeeper: D.Bradfield

Clerk of the Course: Chris Edwards

Live timing available at timing.rhwright.co.uk

www.mylaps.com

Printed: 26/08/2023 10:04:36

Licensed to: R.H.Wright Timing



500MRCI August Race Meeting

Roadsports/NI Sevens

Kirkistown 500 MRCI 1.512 miles

Race 1 (R3)

26/08/2023 12:30

Race (13:10 and 1 Laps) started at 11:57:50

Lap	Lap Tm	Diff	Time of Day	Lap	Lap Tm	Diff	Time of Day	Lap	Lap Tm	Diff	Time of Day
(93) Steven Larkham											
1	3:09.743	+2:12.035	12:01:00.040								
2	1:00.609	+2.901	12:02:00.649								
3	58.163	+0.455	12:02:58.812								
4	1:00.594	+2.886	12:03:59.406								
5	58.119	+0.411	12:04:57.525								
6	57.708		12:05:55.233								
7	57.820	+0.112	12:06:53.053								
8	58.043	+0.335	12:07:51.096								
9	57.919	+0.211	12:08:49.015								
10	58.667	+0.959	12:09:47.682								
11	1:00.609	+2.901	12:10:48.291								
12	1:04.319	+6.611	12:11:52.610								
13	1:00.981	+3.273	12:12:53.591								
14	1:02.009	+4.301	12:13:55.600								
(20) Jim Larkham											
1	3:08.398	+2:09.274	12:00:59.787								
2	59.556	+0.432	12:01:59.343								
3	59.344	+0.220	12:02:58.687								
4	1:00.755	+1.631	12:03:59.442								
5	1:00.913	+1.789	12:05:00.355								
6	59.530	+0.406	12:05:59.885								
7	59.468	+0.344	12:06:59.353								
8	59.124		12:07:58.477								
9	59.782	+0.658	12:08:58.259								
10	59.326	+0.202	12:09:57.585								
11	59.777	+0.653	12:10:57.362								
12	1:00.227	+1.103	12:11:57.589								
13	59.745	+0.621	12:12:57.334								
14	59.236	+0.112	12:13:56.570								
(120) Mike Ward											
1	3:07.949	+2:08.357	12:01:00.546								
2	1:00.153	+0.561	12:02:00.699								
3	59.981	+0.389	12:03:00.680								
4	59.979	+0.387	12:04:00.659								
5	1:00.320	+0.728	12:05:00.979								
6	59.592		12:06:00.571								
7	59.840	+0.248	12:07:00.411								
8	59.981	+0.389	12:08:00.392								

Results provisional until the conclusion of judicial and technical matters

Orbits

Chief Timekeeper: D.Bradfield

Clerk of the Course: Chris Edwards

Live timing available at timing.rhwright.co.uk

www.mylaps.com

Licensed to: R.H.Wright Timing



R.H.Wright Timing

500MRCI August Race Meeting

Sorted on Laps

Roadsports/NI Sevens

Kirkistown 500 MRCI 1.512 miles

Race 1 (R3)

26/08/2023 12:30

Race (13:10 and 1 Laps) started at 11:57:50

Pos	No.	Name	Make	Laps	Total Tm	Best Tm	Best Speed	In Lap	Avg. Speed
1	93	Steven Larkham	1.3 Radical PR06	14	15:09.895	57.708	94.320	6	83.748
2	20	Jim Larkham	1.3 Radical PR06	14	15:10.865	59.124	92.061	8	83.659
Not classified									
DNF	120	Mike Ward	1.3 Radical PR06	8	9:14.687	59.592	91.338	6	78.502
DNS	10	Barney Casement	2.0 Vauxhall Tigra				-	0	-

Margin of Victory

Avg. Speed

Best Lap Tm

Best Speed

Best Lap by

0.970

83.748

57.708

94.320

93 - Steven Larkham

Results provisional until the conclusion of judicial and technical matters

Orbits

Chief Timekeeper: D.Bradfield

Clerk of the Course: Chris Edwards

Live timing available at timing.rhwright.co.uk

www.mylaps.com

Licensed to: R.H.Wright Timing

Printed: 26/08/2023 12:14:14



R.H.Wright Timing

500MRCI August Race Meeting

Roadsports/NI Sevens

Kirkistown 500 MRCI 1.512 miles

Race 2 (R10)

26/08/2023 16:10

Race (12:00 and 1 Laps)

2

120

3

1

93

1

POLE POSITION

10

4

20

2

Results provisional until the conclusion of judicial and technical matters

Orbits

Chief Timekeeper: D.Bradfield

Clerk of the Course: Chris Edwards

Live timing available at timing.rhwright.co.uk

www.mylaps.com

Licensed to: R.H.Wright Timing

Printed: 26/08/2023 10:04:10



500MRCI August Race Meeting

Roadsports/NI Sevens

Kirkistown 500 MRCI 1.512 miles

Race 2 (R10)

26/08/2023 16:10

Race (12:00 and 1 Laps) started at 16:07:07

Lap	Lap Tm	Diff	Time of Day	Lap	Lap Tm	Diff	Time of Day	Lap	Lap Tm	Diff	Time of Day
(93) Steven Larkham											
1	1:03.356	+5.135	16:08:11.080								
2	58.988	+0.767	16:09:10.068								
3	59.970	+1.749	16:10:10.038								
4	1:01.236	+3.015	16:11:11.274								
5	1:01.564	+3.343	16:12:12.838								
6	1:01.718	+3.497	16:13:14.556								
7	1:02.267	+4.046	16:14:16.823								
8	59.496	+1.275	16:15:16.319								
9	59.210	+0.989	16:16:15.529								
10	58.221		16:17:13.750								
(20) Jim Larkham											
1	1:01.875	+2.555	16:08:09.746								
2	59.320		16:09:09.066								
3	1:00.833	+1.513	16:10:09.899								
4	1:01.089	+1.769	16:11:10.988								
5	1:02.002	+2.682	16:12:12.990								
6	1:01.541	+2.221	16:13:14.531								
7	1:02.045	+2.725	16:14:16.576								
8	1:01.315	+1.995	16:15:17.891								
9	1:01.122	+1.802	16:16:19.013								
10	1:01.285	+1.965	16:17:20.298								
(120) Mike Ward											
1	1:04.240	+3.203	16:08:12.364								
2	1:01.037		16:09:13.401								
3	1:01.854	+0.817	16:10:15.255								
4	1:01.632	+0.595	16:11:16.887								
5	1:01.763	+0.726	16:12:18.650								
6	1:02.155	+1.118	16:13:20.805								
7	1:02.588	+1.551	16:14:23.393								
8	1:03.309	+2.272	16:15:26.702								
9	1:02.509	+1.472	16:16:29.211								
10	1:02.858	+1.821	16:17:32.069								
(10) Barney Casement											
1	1:12.849	+2.548	16:08:21.991								
2	1:10.564	+0.263	16:09:32.555								
3	1:11.030	+0.729	16:10:43.585								
4	1:10.320	+0.019	16:11:53.905								
5	1:11.117	+0.816	16:13:05.022								
6	1:14.109	+3.808	16:14:19.131								
7	1:13.488	+3.187	16:15:32.619								
8	1:11.874	+1.573	16:16:44.493								
9	1:10.301		16:17:54.794								

Results provisional until the conclusion of judicial and technical matters

Orbits

Chief Timekeeper: D.Bradfield

Clerk of the Course: Chris Edwards

Live timing available at timing.rhwright.co.uk

www.mylaps.com

Licensed to: R.H.Wright Timing

Printed: 27/08/2023 16:12:06



500MRCI August Race Meeting

Sorted on Laps

Roadsports/NI Sevens

Kirkistown 500 MRCI 1.512 miles

Race 2 (R10)

26/08/2023 16:10

Race (12:00 and 1 Laps) started at 16:07:07

Pos	No.	Name	Make	Laps	Total Tm	Best Tm	Best Speed	In Lap	Avg. Speed
1	93	Steven Larkham	1.3 Radical PR06	10	10:06.026	58.221	93.489	10	89.815
2	20	Jim Larkham	1.3 Radical PR06	10	10:12.574	59.320	91.757	2	88.855
3	120	Mike Ward	1.3 Radical PR06	10	10:24.345	1:01.037	89.176	2	87.180
4	10	Barney Casement	2.0 Vauxhall Tigra	9	10:47.070	1:10.301	77.425	9	75.706

Margin of Victory

Avg. Speed

Best Lap Tm

Best Speed

Best Lap by

6.548

89.815

58.221

93.489

93 - Steven Larkham

Results provisional until the conclusion of judicial and technical matters

Orbits

Chief Timekeeper: D.Bradfield

Clerk of the Course: Chris Edwards

Live timing available at timing.rhwright.co.uk

www.mylaps.com

Printed: 26/08/2023 16:18:09

Licensed to: R.H.Wright Timing