



Martin Donnelly Trophy Race Meeting

Sorted on best lap time

Formula Ford 1600

Kirkistown 500 MRCI 1.512 miles

Qualifying (Q6)

30/09/2023 10:00

Qualifying started at 10:15:35

Pos	No.	Name	Make	Best Tm	Diff	In Lap	Best Speed	2nd Best	2nd Lap
1	55	Noel Robinson	Van Diemen JL12K	1:01.208		6	88.927	1:01.620	3
2	3	Jordan Dempsey	Van Diemen RF00	1:01.306	0.098	3	88.784	1:01.490	4
3	26	Jason Smyth	Ray GR14	1:01.381	0.173	9	88.676	1:01.489	5
4	28	David McCullough	Van Diemen RF00	1:01.617	0.409	4	88.336	1:01.624	6
5	18	Alan Davidson	Mondaile M89S	1:01.955	0.747	6	87.854	1:02.011	5
6	8	Philip Harris	Mondiale M89t	1:03.276	2.068	6	86.020	1:03.430	4
7	46	Mark McKenna	Crossle 35F	1:03.737	2.529	8	85.398	1:04.014	7
8	23	David Nicholl	Reynard FF89	1:04.396	3.188	7	84.524	1:04.758	5
9	90	Henry Campbell	Reynard FF89	1:04.672	3.464	5	84.163	1:04.745	6

Results provisional until the conclusion of judicial and technical matters

Orbits

Chief Timekeeper: D.Bradfield

Clerk of the Course: Chris Edwards

Live timing available at timing.rhwright.co.uk

www.mylaps.com

Licensed to: R.H.Wright Timing

Printed: 30/09/2023 10:27:14



Martin Donnelly Trophy Race Meeting

Formula Ford 1600

Kirkistown 500 MRCI 1.512 miles

Qualifying (Q6)

30/09/2023 10:00

Qualifying started at 10:15:35

Lap	Lap Tm	Diff	Time of Day
(55) Noel Robinson			
1	1:02.483	+1.275	10:17:47.027
2	1:01.964	+0.756	10:18:48.991
3	1:01.620	+0.412	10:19:50.611
4	1:01.674	+0.466	10:20:52.285
5	1:03.648	+2.440	10:21:55.933
6	1:01.208		10:22:57.141
7	1:03.008	+1.800	10:24:00.149
8	1:01.741	+0.533	10:25:01.890
9	1:05.589	+4.381	10:26:07.479

(3) Jordan Dempsey			
1	1:02.245	+0.939	10:17:48.811
2	1:01.843	+0.537	10:18:50.654
3	1:01.306		10:19:51.960
4	1:01.490	+0.184	10:20:53.450
5	1:01.561	+0.255	10:21:55.011
6	1:01.645	+0.339	10:22:56.656
7	1:02.881	+1.575	10:23:59.537
8	1:22.593	+21.287	10:25:22.130

(26) Jason Smyth			
1	1:02.266	+0.885	10:18:02.792
2	1:01.985	+0.604	10:19:04.777
3	1:02.076	+0.695	10:20:06.853
4	1:01.801	+0.420	10:21:08.654
5	1:01.489	+0.108	10:22:10.143
6	1:04.657	+3.276	10:23:14.800
7	1:01.525	+0.144	10:24:16.325
8	1:06.615	+5.234	10:25:22.940
9	1:01.381		10:26:24.321

(28) David McCullough			
1	1:02.506	+0.889	10:17:59.801
2	1:06.405	+4.788	10:19:06.206
3	1:01.892	+0.275	10:20:08.098
4	1:01.617		10:21:09.715
5	1:02.488	+0.871	10:22:12.203
6	1:01.624	+0.007	10:23:13.827
7	1:05.123	+3.506	10:24:18.950
8	1:01.732	+0.115	10:25:20.682
9	1:01.831	+0.214	10:26:22.513

(18) Alan Davidson			
1	1:02.565	+0.610	10:17:54.371
2	1:02.355	+0.400	10:18:56.726
3	1:02.565	+0.610	10:19:59.291
4	1:02.185	+0.230	10:21:01.476
5	1:02.011	+0.056	10:22:03.487
6	1:01.955		10:23:05.442
7	1:02.392	+0.437	10:24:07.834
8	1:16.801	+14.846	10:25:24.635
9	1:02.377	+0.422	10:26:27.012

(8) Philip Harris			
1	1:05.080	+1.804	10:18:11.882
2	1:04.523	+1.247	10:19:16.405
3	1:03.980	+0.704	10:20:20.385
4	1:03.430	+0.154	10:21:23.815
5	1:03.638	+0.362	10:22:27.453
6	1:03.276		10:23:30.729
7	1:03.721	+0.445	10:24:34.450
8	1:07.561	+4.285	10:25:42.011

(46) Mark McKenna			
1	1:06.310	+2.573	10:18:37.267
2	1:05.413	+1.676	10:19:42.680
3	1:04.841	+1.104	10:20:47.521
4	1:04.464	+0.727	10:21:51.985
5	1:04.172	+0.435	10:22:56.157
6	1:07.131	+3.394	10:24:03.288
7	1:04.014	+0.277	10:25:07.302
8	1:03.737		10:26:11.039

Lap	Lap Tm	Diff	Time of Day
(23) David Nichol			
1	1:06.475	+2.079	10:18:33.637
2	1:06.832	+2.436	10:19:40.469
3	1:05.064	+0.668	10:20:45.533
4	1:05.230	+0.834	10:21:50.763
5	1:04.758	+0.362	10:22:55.521
6	1:05.392	+0.996	10:24:00.913
7	1:04.396		10:25:05.309
8	1:06.129	+1.733	10:26:11.438

(90) Henry Campbell			
1	1:05.759	+1.087	10:18:19.731
2	1:10.320	+5.648	10:19:30.051
3	1:05.088	+0.416	10:20:35.139
4	1:05.437	+0.765	10:21:40.576
5	1:04.672		10:22:45.248
6	1:04.745	+0.073	10:23:49.993
7	1:04.852	+0.180	10:24:54.845
8	1:04.834	+0.162	10:25:59.679

Results provisional until the conclusion of judicial and technical matters

Orbits

Chief Timekeeper: D.Bradfield

Clerk of the Course: Chris Edwards

Live timing available at timing.rhwright.co.uk

www.mylaps.com

Licensed to: R.H.Wright Timing



R.H.Wright Timing

Martin Donnelly Trophy Race Meeting


Formula Ford 1600

Kirkistown 500 MRCI 1.512 miles

Race 1 (R7)

30/09/2023 14:00

Race (12:00 and 1 Laps)



5	90	
	9	
4	46	23
	7	8
3	18	8
	5	6
2	26	28
	3	4
1	55	3
	1	2

POLE POSITION



Results provisional until the conclusion of judicial and technical matters

Orbits

Chief Timekeeper: D.Bradfield

Clerk of the Course: Chris Edwards

Live timing available at timing.rhwright.co.uk

www.mylaps.com

Licensed to: R.H.Wright Timing

Printed: 30/09/2023 10:27:39



R.H.Wright Timing

Martin Donnelly Trophy Race Meeting

Sorted on Laps

Formula Ford 1600

Kirkistown 500 MRCI 1.512 miles

Race 1 (R7)

30/09/2023 14:00

Race (12:00 and 1 Laps) started at 13:44:14

Pos	No.	Name	Make	Laps	Total Tm	Best Tm	Best Speed	In Lap	Avg. Speed
1	3	Jordan Dempsey	Van Diemen RF00	12	13:57.685	1:08.620	79.321	7	77.972
2	26	Jason Smyth	Ray GR14	12	14:07.324	1:08.678	79.254	12	77.085
3	18	Alan Davidson	Mondaile M89S	12	14:13.041	1:09.828	77.949	11	76.569
4	55	Noel Robinson	Van Diemen JL12K	12	14:24.027	1:08.760	79.160	11	75.595
5	46	Mark McKenna	Crossle 35F	12	14:32.571	1:11.158	76.492	11	74.855
6	28	David McCullough	Van Diemen RF00	12	14:32.605	1:08.359	79.624	9	74.852
7	8	Philip Harris	Mondiale M89t	12	14:46.933	1:11.898	75.705	7	73.643
8	90	Henry Campbell	Reynard FF89	12	15:03.075	1:13.645	73.909	7	72.326
9	23	David Nicholl	Reynard FF89	11	14:50.708	1:13.232	74.326	2	67.220

Margin of Victory

Avg. Speed

Best Lap Tm

Best Speed

Best Lap by

9.639

77.972

1:08.359

79.624

28 - David McCullough

Results provisional until the conclusion of judicial and technical matters

Orbits

Chief Timekeeper: D.Bradfield

Clerk of the Course: Chris Edwards

Live timing available at timing.rhwright.co.uk

www.mylaps.com

Licensed to: R.H.Wright Timing

Printed: 30/09/2023 14:00:24



Martin Donnelly Trophy Race Meeting


Formula Ford 1600

Kirkistown 500 MRCI 1.512 miles

Race 1 (R7)

30/09/2023 14:00

Race (12:00 and 1 Laps) started at 13:44:14



Lap	Lap Tm	Diff	Time of Day
(3) Jordan Dempsey			
1	1:14.698	+6.078	13:45:30.653
2	1:09.704	+1.084	13:46:40.357
3	1:08.835	+0.215	13:47:49.192
4	1:09.236	+0.616	13:48:58.428
5	1:08.714	+0.094	13:50:07.142
6	1:08.826	+0.206	13:51:15.968
7	1:08.620		13:52:24.588
8	1:11.277	+2.657	13:53:35.865
9	1:09.185	+0.565	13:54:45.050
10	1:08.886	+0.266	13:55:53.936
11	1:08.837	+0.217	13:57:02.773
12	1:08.979	+0.359	13:58:11.752

Lap	Lap Tm	Diff	Time of Day
(26) Jason Smyth			
1	1:16.178	+7.500	13:46:33.707
2	1:10.252	+1.574	13:46:43.959
3	1:09.416	+0.738	13:47:53.375
4	1:09.061	+0.383	13:49:02.436
5	1:10.891	+2.213	13:50:13.327
6	1:13.022	+4.344	13:51:26.349
7	1:09.702	+1.024	13:52:36.051
8	1:08.924	+0.246	13:53:44.975
9	1:09.414	+0.736	13:54:54.389
10	1:09.382	+0.704	13:56:03.771
11	1:08.942	+0.264	13:57:12.713
12	1:08.678		13:58:21.391

Lap	Lap Tm	Diff	Time of Day
(18) Alan Davidson			
1	1:15.330	+5.502	13:45:32.984
2	1:11.650	+1.822	13:46:44.634
3	1:10.665	+0.837	13:47:55.299
4	1:09.938	+0.110	13:49:05.237
5	1:10.133	+0.305	13:50:15.370
6	1:10.378	+0.550	13:51:25.748
7	1:10.974	+1.146	13:52:36.722
8	1:09.968	+0.140	13:53:46.690
9	1:10.114	+0.286	13:54:56.804
10	1:10.063	+0.235	13:56:06.867
11	1:09.828		13:57:16.695
12	1:10.413	+0.585	13:58:27.108

Lap	Lap Tm	Diff	Time of Day
(55) Noel Robinson			
1	1:16.175	+7.415	13:45:32.354
2	1:10.409	+1.649	13:46:42.763
3	1:09.948	+1.188	13:47:52.711
4	1:09.890	+1.130	13:49:02.601
5	1:27.456	+18.696	13:50:30.057
6	1:09.544	+0.784	13:51:39.601
7	1:12.391	+3.631	13:52:51.992
8	1:09.170	+0.410	13:54:01.162
9	1:09.768	+1.008	13:55:10.930
10	1:09.336	+0.576	13:56:20.266
11	1:08.760		13:57:29.026
12	1:09.068	+0.308	13:58:38.094

Lap	Lap Tm	Diff	Time of Day
(46) Mark McKenna			
1	1:17.382	+6.224	13:45:35.447
2	1:12.629	+1.471	13:46:48.076
3	1:12.462	+1.304	13:48:00.538
4	1:12.433	+1.275	13:49:12.971
5	1:12.574	+1.416	13:50:25.545
6	1:12.320	+1.162	13:51:37.865
7	1:11.382	+0.224	13:52:49.247
8	1:11.201	+0.043	13:54:00.448
9	1:11.934	+0.776	13:55:12.382
10	1:11.536	+0.378	13:56:23.918
11	1:11.158		13:57:35.076
12	1:11.562	+0.404	13:58:46.638

Lap	Lap Tm	Diff	Time of Day
(28) David McCullough			
1	1:16.488	+8.129	13:45:34.091
2	1:10.190	+1.831	13:46:44.281

Lap	Lap Tm	Diff	Time of Day
3	1:31.913	+23.554	13:48:16.194
4	1:09.931	+1.572	13:49:26.125
5	1:09.439	+1.080	13:50:35.564
6	1:11.930	+3.571	13:51:47.494
7	1:08.594	+0.235	13:52:56.088
8	1:08.632	+0.273	13:54:04.720
9	1:08.359		13:55:13.079
10	1:09.950	+1.591	13:56:23.029
11	1:08.912	+0.553	13:57:31.941
12	1:14.731	+6.372	13:58:46.672

Lap	Lap Tm	Diff	Time of Day
(8) Philip Harris			
1	1:18.311	+6.413	13:45:36.368
2	1:13.125	+1.227	13:46:49.493
3	1:12.162	+0.264	13:48:01.655
4	1:13.101	+1.203	13:49:14.756
5	1:13.553	+1.655	13:50:28.309
6	1:12.625	+0.727	13:51:40.934
7	1:11.898		13:52:52.832
8	1:18.885	+6.987	13:54:11.717
9	1:12.361	+0.463	13:55:24.078
10	1:12.438	+0.540	13:56:36.516
11	1:11.964	+0.066	13:57:48.480
12	1:12.520	+0.622	13:59:01.000

Lap	Lap Tm	Diff	Time of Day
(90) Henry Campbell			
1	1:19.243	+5.598	13:45:38.333
2	1:14.172	+0.527	13:46:52.505
3	1:14.847	+1.202	13:48:07.352
4	1:14.710	+1.065	13:49:22.062
5	1:14.597	+0.952	13:50:36.659
6	1:13.877	+0.232	13:51:50.536
7	1:13.645		13:53:04.181
8	1:13.780	+0.135	13:54:17.961
9	1:13.854	+0.209	13:55:31.815
10	1:15.604	+1.959	13:56:47.419
11	1:14.635	+0.990	13:58:02.054
12	1:15.088	+1.443	13:59:17.142

Lap	Lap Tm	Diff	Time of Day
(23) David Nichol			
1	1:19.085	+5.853	13:45:37.577
2	1:13.232		13:46:50.809
3	1:29.315	+16.083	13:48:20.124
4	1:32.307	+19.075	13:49:52.431
5	1:15.080	+1.848	13:51:07.511
6	1:15.128	+1.896	13:52:22.639
7	1:16.230	+2.998	13:53:38.869
8	1:13.852	+0.620	13:54:52.721
9	1:33.740	+20.508	13:56:26.461
10	1:20.619	+7.387	13:57:47.080
11	1:17.695	+4.463	13:59:04.775

Results provisional until the conclusion of judicial and technical matters

Orbits

Chief Timekeeper: D.Bradfield

Clerk of the Course: Chris Edwards

Live timing available at timing.rhwright.co.uk

www.mylaps.com

Licensed to: R.H.Wright Timing





Martin Donnelly Trophy Race Meeting

Formula Ford 1600

Kirkistown 500 MRCI 1.512 miles

Race 2 (Martin Donnelly Trophy R11)

30/09/2023 16:00

Race (15:00 and 1 Laps)

5	23	9	
4	46	7	90
3	18	5	8
2	55	3	28
1	26	1	3
			2

POLE POSITION

Results provisional until the conclusion of judicial and technical matters

Orbits

Chief Timekeeper: D.Bradfield

Clerk of the Course: Chris Edwards

Live timing available at timing.rhwright.co.uk

www.mylaps.com

Licensed to: R.H.Wright Timing

Printed: 30/09/2023 10:28:12



R.H.Wright Timing

Martin Donnelly Trophy Race Meeting

Sorted on Laps

Formula Ford 1600

Kirkistown 500 MRCI 1.512 miles

Race 2 (Martin Donnelly Trophy R11)

30/09/2023 16:00

Race (15:00 and 1 Laps) started at 16:06:56

Pos	No.	Name	Make	Laps	Total Tm	Best Tm	Best Speed	In Lap	Avg. Speed
1	3	Jordan Dempsey	Van Diemen RF00	14	16:20.346	1:08.486	79.476	11	77.730
2	26	Jason Smyth	Ray GR14	14	16:24.731	1:08.589	79.357	10	77.384
3	28	David McCullough	Van Diemen RF00	14	16:25.036	1:07.712	80.385	11	77.360
4	55	Noel Robinson	Van Diemen JL12K	14	16:42.969	1:08.909	78.989	11	75.977
5	46	Mark McKenna	Crossle 35F	14	17:01.822	1:11.782	75.827	4	74.575
6	8	Philip Harris	Mondiale M89t	14	17:02.621	1:11.683	75.932	8	74.517
7	90	Henry Campbell	Reynard FF89	14	17:28.906	1:13.023	74.538	11	72.649
Not classified									
DNF	23	David Nicholl	Reynard FF89	13	16:17.323	1:13.348	74.208	11	72.401
DNF	18	Alan Davidson	Mondaile M89S	12	14:30.867	1:09.448	78.375	8	75.001

Margin of Victory

Avg. Speed

Best Lap Tm

Best Speed

Best Lap by

4.385

77.730

1:07.712

80.385

28 - David McCullough

Results provisional until the conclusion of judicial and technical matters

Orbits

Chief Timekeeper: D.Bradfield

Clerk of the Course: Chris Edwards

Live timing available at timing.rhwright.co.uk

www.mylaps.com

Licensed to: R.H.Wright Timing

Printed: 30/09/2023 16:26:39



Martin Donnelly Trophy Race Meeting


Formula Ford 1600

Kirkistown 500 MRCI 1.512 miles

Race 2 (Martin Donnelly Trophy R11)

30/09/2023 16:00

Race (15:00 and 1 Laps) started at 16:06:56



Lap	Lap Tm	Diff	Time of Day
(3) Jordan Dempsey			
1	1:16.858	+8.372	16:08:15.989
2	1:09.699	+1.213	16:09:25.688
3	1:09.751	+1.265	16:10:35.439
4	1:09.474	+0.988	16:11:44.913
5	1:09.872	+1.386	16:12:54.785
6	1:09.656	+1.170	16:14:04.441
7	1:10.270	+1.784	16:15:14.711
8	1:09.148	+0.662	16:16:23.859
9	1:08.853	+0.367	16:17:32.712
10	1:09.018	+0.532	16:18:41.730
11	1:08.486		16:19:50.216
12	1:08.575	+0.089	16:20:58.791
13	1:08.644	+0.158	16:22:07.435
14	1:09.623	+1.137	16:23:17.058

Lap	Lap Tm	Diff	Time of Day
(26) Jason Smyth			
1	1:14.735	+6.146	16:08:14.045
2	1:10.376	+1.787	16:09:24.421
3	1:09.834	+1.245	16:10:34.255
4	1:09.184	+0.595	16:11:43.439
5	1:10.260	+1.671	16:12:53.699
6	1:09.276	+0.687	16:14:02.975
7	1:09.306	+0.717	16:15:12.281
8	1:09.214	+0.625	16:16:21.495
9	1:09.429	+0.840	16:17:30.924
10	1:08.589		16:18:39.513
11	1:09.153	+0.564	16:19:48.666
12	1:09.063	+0.474	16:20:57.729
13	1:13.976	+5.387	16:22:11.705
14	1:09.738	+1.149	16:23:21.443

Lap	Lap Tm	Diff	Time of Day
(28) David McCullough			
1	1:16.351	+8.639	16:08:16.494
2	1:09.751	+2.039	16:09:26.245
3	1:14.165	+6.453	16:10:40.410
4	1:09.011	+1.299	16:11:49.421
5	1:08.853	+1.141	16:12:58.274
6	1:08.862	+1.150	16:14:07.136
7	1:08.570	+0.858	16:15:15.706
8	1:08.885	+1.173	16:16:24.591
9	1:09.653	+1.941	16:17:34.244
10	1:08.439	+0.727	16:18:42.683
11	1:07.712		16:19:50.395
12	1:09.143	+1.431	16:20:59.538
13	1:12.332	+4.620	16:22:11.870
14	1:09.878	+2.166	16:23:21.748

Lap	Lap Tm	Diff	Time of Day
(55) Noel Robinson			
1	1:17.424	+8.515	16:08:16.988
2	1:10.836	+1.927	16:09:27.824
3	1:10.110	+1.201	16:10:37.934
4	1:12.949	+4.040	16:11:50.883
5	1:09.334	+0.425	16:13:00.217
6	1:11.014	+2.105	16:14:11.231
7	1:09.597	+0.688	16:15:20.828
8	1:20.289	+11.380	16:16:41.117
9	1:09.287	+0.378	16:17:50.404
10	1:09.504	+0.595	16:18:59.908
11	1:08.909		16:20:08.817
12	1:09.538	+0.629	16:21:18.355
13	1:12.017	+3.108	16:22:30.372
14	1:09.309	+0.400	16:23:39.681

Lap	Lap Tm	Diff	Time of Day
(46) Mark McKenna			
1	1:16.569	+4.787	16:08:17.306
2	1:13.771	+1.989	16:09:31.077
3	1:12.251	+0.469	16:10:43.328
4	1:11.782		16:11:55.110
5	1:11.871	+0.089	16:13:06.981
6	1:12.076	+0.294	16:14:19.057
7	1:12.247	+0.465	16:15:31.304
8	1:12.292	+0.510	16:16:43.596

Lap	Lap Tm	Diff	Time of Day
9	1:12.953	+1.171	16:17:56.549
10	1:12.545	+0.763	16:19:09.094
11	1:11.923	+0.141	16:20:21.017
12	1:12.794	+1.012	16:21:33.811
13	1:12.710	+0.928	16:22:46.521
14	1:12.013	+0.231	16:23:58.534

Lap	Lap Tm	Diff	Time of Day
(8) Philip Harris			
1	1:18.145	+6.462	16:08:19.009
2	1:13.017	+1.334	16:09:32.026
3	1:13.335	+1.652	16:10:45.361
4	1:12.361	+0.678	16:11:57.722
5	1:12.396	+0.713	16:13:10.118
6	1:12.833	+1.150	16:14:22.951
7	1:11.746	+0.063	16:15:34.697
8	1:11.683		16:16:46.380
9	1:11.939	+0.256	16:17:58.319
10	1:11.781	+0.098	16:19:10.100
11	1:12.422	+0.739	16:20:22.522
12	1:12.307	+0.624	16:21:34.829
13	1:12.485	+0.802	16:22:47.314
14	1:12.019	+0.336	16:23:59.333

Lap	Lap Tm	Diff	Time of Day
(90) Henry Campbell			
1	1:20.037	+7.014	16:08:21.384
2	1:15.875	+2.852	16:09:37.259
3	1:14.914	+1.891	16:10:52.173
4	1:14.790	+1.767	16:12:06.963
5	1:14.190	+1.167	16:13:21.153
6	1:14.044	+1.021	16:14:35.197
7	1:13.958	+0.935	16:15:49.155
8	1:14.040	+1.017	16:17:03.195
9	1:14.328	+1.305	16:18:17.523
10	1:13.638	+0.615	16:19:31.161
11	1:13.023		16:20:44.184
12	1:13.157	+0.134	16:21:57.341
13	1:13.949	+0.926	16:23:11.290
14	1:14.328	+1.305	16:24:25.618

Lap	Lap Tm	Diff	Time of Day
(23) David Nichol			
1	1:19.452	+6.104	16:08:20.584
2	1:20.231	+6.883	16:09:40.815
3	1:14.268	+0.920	16:10:55.083
4	1:13.674	+0.326	16:12:08.757
5	1:13.878	+0.530	16:13:22.635
6	1:13.716	+0.368	16:14:36.351
7	1:14.001	+0.653	16:15:50.352
8	1:14.180	+0.832	16:17:04.532
9	1:13.776	+0.428	16:18:18.308
10	1:13.485	+0.137	16:19:31.793
11	1:13.348		16:20:45.141
12	1:15.105	+1.757	16:22:00.246
13	1:13.789	+0.441	16:23:14.035

Lap	Lap Tm	Diff	Time of Day
(18) Alan Davidson			
1	1:13.948	+4.500	16:08:14.055
2	1:10.810	+1.362	16:09:24.865
3	1:10.058	+0.610	16:10:34.923
4	1:09.607	+0.159	16:11:44.530
5	1:09.811	+0.363	16:12:54.341
6	1:09.737	+0.289	16:14:04.078
7	1:10.361	+0.913	16:15:14.439
8	1:09.448		16:16:23.887
9	1:10.823	+1.375	16:17:34.710
10	1:12.302	+2.854	16:18:47.012
11	1:19.335	+9.887	16:20:06.347
12	1:21.232	+11.784	16:21:27.579

Results provisional until the conclusion of judicial and technical matters

Orbits

Chief Timekeeper: D.Bradfield

Clerk of the Course: Chris Edwards

Live timing available at timing.rhwright.co.uk

www.mylaps.com

Licensed to: R.H.Wright Timing



R.H.Wright Timing

Martin Donnelly Trophy Race Meeting

Sorted on best lap time

Formula Vee

Kirkistown 500 MRCI 1.512 miles

Qualifying (Q1)

30/09/2023 08:45

Qualifying started at 8:58:33

Pos	No.	Name	Make	Best Tm	Diff	In Lap	Best Speed	2nd Best	2nd Lap
1	29	Ronan Doherty	Sheane FV94	1:05.051		5	83.673	1:05.890	2
2	3	Gavin Buckley	Sheane Vee FV94	1:05.528	0.477	8	83.064	1:06.192	4
3	97	Jack Byrne	Sheane	1:05.800	0.749	8	82.721	1:06.262	9
4	78	Dan Polley	Sheane	1:05.957	0.906	9	82.524	1:06.005	8
5	1	Anthony Cross	Sheane Vee FV94	1:06.316	1.265	8	82.077	1:06.491	4
6	27	Colm Blackburn	Leastone JH002	1:06.496	1.445	9	81.855	1:06.513	3
7	66	Trevor Delaney	Sheane FV	1:06.605	1.554	3	81.721	1:07.027	5
8	9	Robert Fleming	LOH Vee17	1:06.876	1.825	3	81.390	1:07.057	8
9	57	Ger Byrne	Sheane FV95	1:07.204	2.153	3	80.993	1:07.570	7
10	40	Sean McCallion	Sheane FV01	1:07.815	2.764	6	80.263	1:07.954	8
11	15	Paul Lewis	Leastone JH04	1:07.986	2.935	3	80.061	1:08.691	8
12	42	Shane O'Neill	Leastone JH02	1:08.222	3.171	8	79.784	1:08.894	7
13	86	Stephen Morrin	Sheane Mk 2	1:08.751	3.700	7	79.170	1:08.954	4
14	6	Colin Lewis	Leastone 04	1:08.954	3.903	3	78.937	1:09.164	2
15	44	Mark Sheppard	Sheane FV94	1:09.780	4.729	3	78.003	1:10.292	8
16	11	Jonathan Mannix	Sheane FV9	1:10.188	5.137	6	77.549	1:10.205	8
17	83	Andy Keogh	Sheane FV99	1:10.203	5.152	1	77.533	1:10.727	2
18	17	Stephen Roche	Sheane FV97	1:10.364	5.313	4	77.355	1:11.701	3
19	36	James Sheppard	Formula Vee Leastone	1:10.489	5.438	3	77.218	1:10.880	7
20	16	Simon Rudd	Sheane Vee FV94	1:11.106	6.055	7	76.548	1:11.220	4
21	13	Brian Hall	Sheane FV	1:11.343	6.292	5	76.294	1:12.141	6
22	64	Norman May	Sheane FV03	1:15.158	10.107	4	72.421	1:15.274	5
23	84	Colm O'Loughlen	Leastone JH04			0	-		0

Results provisional until the conclusion of judicial and technical matters

Orbits

Chief Timekeeper: D.Bradfield

Clerk of the Course: Chris Edwards

Live timing available at timing.rhwright.co.uk

www.mylaps.com

Licensed to: R.H.Wright Timing

Printed: 30/09/2023 09:32:28



Martin Donnelly Trophy Race Meeting


Formula Vee

Kirkistown 500 MRCI 1.512 miles

Qualifying (Q1)

30/09/2023 08:45

Qualifying started at 8:58:33



Lap	Lap Tm	Diff	Time of Day
(29) Ronan Doherty			
1	1:13.821	+8.770	9:01:05.447
2	1:05.890	+0.839	9:02:11.337
3	1:07.213	+2.162	9:03:18.550
4	1:06.836	+1.785	9:04:25.386
5	1:05.051		9:05:30.437
6	1:07.198	+2.147	9:06:37.635
7	1:06.154	+1.103	9:07:43.789
8	1:06.142	+1.091	9:08:49.931
9	1:06.169	+1.118	9:09:56.100
(3) Gavin Buckley			
1	1:07.398	+1.870	9:01:41.602
2	1:07.100	+1.572	9:02:48.702
3	1:06.262	+0.734	9:03:54.964
4	1:06.192	+0.664	9:05:01.156
5	1:06.243	+0.715	9:06:07.399
6	1:06.264	+0.736	9:07:13.663
7	1:07.638	+2.110	9:08:21.301
8	1:05.528		9:09:26.829
(97) Jack Byrne			
1	1:07.994	+2.194	9:01:01.433
2	1:07.734	+1.934	9:02:09.167
3	1:07.029	+1.229	9:03:16.196
4	1:07.008	+1.208	9:04:23.204
5	1:07.125	+1.325	9:05:30.329
6	1:07.174	+1.374	9:06:37.503
7	1:06.831	+1.031	9:07:44.334
8	1:05.800		9:08:50.134
9	1:06.262	+0.462	9:09:56.396
(78) Dan Polley			
1	1:07.738	+1.781	9:01:09.383
2	1:06.935	+0.978	9:02:16.318
3	1:06.381	+0.424	9:03:22.699
4	1:06.753	+0.796	9:04:29.452
5	1:06.412	+0.455	9:05:35.864
6	1:06.619	+0.662	9:06:42.483
7	1:06.278	+0.321	9:07:48.761
8	1:06.005	+0.048	9:08:54.766
9	1:05.957		9:10:00.723
(1) Anthony Cross			
1	1:07.007	+0.691	9:01:28.688
2	1:06.705	+0.389	9:02:35.393
3	1:08.298	+1.982	9:03:43.691
4	1:06.491	+0.175	9:04:50.182
5	1:07.123	+0.807	9:05:57.305
6	1:07.999	+1.683	9:07:05.304
7	1:06.598	+0.282	9:08:11.902
8	1:06.316		9:09:18.218
(27) Colm Blackburn			
1	1:08.346	+1.850	9:01:04.397
2	1:07.056	+0.560	9:02:11.453
3	1:06.513	+0.017	9:03:17.966
4	1:07.134	+0.638	9:04:25.100
5	1:07.232	+0.736	9:05:32.332
6	1:07.550	+1.054	9:06:39.882
7	1:06.581	+0.085	9:07:46.463
8	1:06.950	+0.454	9:08:53.413
9	1:06.496		9:09:59.909
(66) Trevor Delaney			
1	1:10.002	+3.397	9:01:42.867
2	1:07.362	+0.757	9:02:50.229
3	1:06.605		9:03:56.834
4	1:07.201	+0.596	9:05:04.035
5	1:07.027	+0.422	9:06:11.062
6	1:08.592	+1.987	9:07:19.654
7	1:14.403	+7.798	9:08:34.057
8	1:10.023	+3.418	9:09:44.080

Lap	Lap Tm	Diff	Time of Day
(9) Robert Fleming			
1	1:08.603	+1.727	9:01:09.814
2	1:07.205	+0.329	9:02:17.019
3	1:06.876		9:03:23.895
4	1:07.458	+0.582	9:04:31.353
5	1:07.293	+0.417	9:05:38.646
6	1:07.560	+0.684	9:06:46.206
7	1:07.126	+0.250	9:07:53.332
8	1:07.057	+0.181	9:09:00.389
(57) Ger Byrne			
1	1:09.711	+2.507	9:01:04.779
2	1:07.982	+0.778	9:02:12.761
3	1:07.204		9:03:19.965
4	1:07.605	+0.401	9:04:27.570
5	1:08.298	+1.094	9:05:35.868
6	1:07.945	+0.741	9:06:43.813
7	1:07.570	+0.366	9:07:51.383
8	1:07.702	+0.498	9:08:59.085
9	1:09.086	+1.882	9:10:08.171
(40) Sean McCallion			
1	1:09.909	+2.094	9:01:24.728
2	1:09.470	+1.655	9:02:34.198
3	1:08.428	+0.613	9:03:42.626
4	1:08.211	+0.396	9:04:50.837
5	1:08.075	+0.260	9:05:58.912
6	1:07.815		9:07:06.727
7	1:08.128	+0.313	9:08:14.855
8	1:07.954	+0.139	9:09:22.809
(15) Paul Lewis			
1	1:11.340	+3.354	9:01:39.139
2	1:09.624	+1.638	9:02:48.763
3	1:07.986		9:03:56.749
4	1:22.729	+14.743	9:05:19.478
5	1:08.733	+0.747	9:06:28.211
6	1:13.769	+5.783	9:07:41.980
7	1:09.463	+1.477	9:08:51.443
8	1:08.691	+0.705	9:10:00.134
(42) Shane O'Neil			
1	1:13.620	+5.398	9:01:56.401
2	1:09.690	+1.468	9:03:06.091
3	1:10.018	+1.796	9:04:16.109
4	1:10.674	+2.452	9:05:26.783
5	1:09.095	+0.873	9:06:35.878
6	1:09.484	+1.262	9:07:45.362
7	1:08.894	+0.672	9:08:54.256
8	1:08.222		9:10:02.478
(86) Stephen Morrin			
1	1:11.319	+2.588	9:01:23.887
2	1:10.636	+1.885	9:02:34.523
3	1:09.058	+0.307	9:03:43.581
4	1:08.954	+0.203	9:04:52.535
5	1:08.976	+0.225	9:06:01.511
6	1:12.687	+3.936	9:07:14.198
7	1:08.751		9:08:22.949
8	1:15.125	+6.374	9:09:38.074
(6) Colin Lewis			
1	1:09.510	+0.556	9:01:13.183
2	1:09.164	+0.210	9:02:22.347
3	1:08.954		9:03:31.301
4	1:10.194	+1.240	9:04:41.495
5	1:25.868	+16.914	9:06:07.363
(44) Mark Sheppard			
1	1:11.180	+1.400	9:01:46.454
2	1:10.324	+0.544	9:02:56.778
3	1:09.780		9:04:06.558
4	1:11.798	+2.018	9:05:18.356

Lap	Lap Tm	Diff	Time of Day
(11) Jonathan Mannix			
5	1:59.977	+50.197	9:07:18.333
p6	1.346	-1:08.434	9:07:19.679
7	1:13.829	+4.049	9:08:33.508
8	1:10.292	+0.512	9:09:43.800
(83) Andy Keogh			
1	1:10.203		9:01:17.242
2	1:10.727	+0.524	9:02:27.969
3	1:10.859	+0.656	9:03:38.828
(17) Stephen Roche			
1	1:14.959	+4.595	9:01:53.572
2	1:11.994	+1.630	9:03:05.566
3	1:11.701	+1.337	9:04:17.267
4	1:10.364		9:05:27.631
(36) James Sheppard			
1	1:11.525	+1.036	9:01:33.047
2	1:11.511	+1.022	9:02:44.558
3	1:10.489		9:03:55.047
4	1:12.306	+1.817	9:05:07.353
5	1:10.893	+0.404	9:06:18.246
6	1:11.559	+1.070	9:07:29.805
7	1:10.880	+0.391	9:08:40.685
8	1:11.742	+1.253	9:09:52.427
(16) Simon Rudd			
1	1:16.152	+5.046	9:02:00.928
2	1:11.396	+0.290	9:03:12.324
3	1:29.670	+18.564	9:04:41.994
4	1:11.220	+0.114	9:05:53.214
5	1:11.944	+0.838	9:07:05.158
6	1:12.203	+1.097	9:08:17.361
7	1:11.106		9:09:28.467
(13) Brian Hall			
1	1:14.924	+3.581	9:01:40.248
2	1:13.002	+1.659	9:02:53.250
3	1:12.701	+1.358	9:04:05.951
4	1:13.393	+2.050	9:05:19.344
5	1:11.343		9:06:30.687
6	1:12.141	+0.798	9:07:42.828
7	1:14.515	+3.172	9:08:57.343
8	1:13.566	+2.223	9:10:10.909
(64) Norman May			
1	1:18.781	+3.623	9:02:02.244
2	1:15.963	+0.805	9:03:18.207
3	1:17.611	+2.453	9:04:35.818
4	1:15.158		9:05:50.976
5	1:15.274	+0.116	9:07:06.250
6	1:18.835	+3.677	9:08:25.085
7	1:15.404	+0.246	9:09:40.489

Results provisional until the conclusion of judicial and technical matters

Orbits

Chief Timekeeper: D.Bradfield

Clerk of the Course: Chris Edwards

Live timing available at timing.rhwright.co.uk

www.mylaps.com

Licensed to: R.H.Wright Timing

Printed: 01/10/2023 08:45:08



Martin Donnelly Trophy Race Meeting

Formula Vee

Kirkistown 500 MRCI 1.512 miles

Race 1 (R1)

30/09/2023 11:00

Race (12:00 and 1 Laps)

12	84	
	23	
11	13	64
	21	22
10	36	16
	19	20
9	83	17
	17	18
8	44	11
	15	16
7	86	6
	13	14
6	15	42
	11	12
5	57	40
	9	10
4	66	9
	7	8
3	1	27
	5	6
2	97	78
	3	4
1	29	3
	1	2

POLE POSITION

Results provisional until the conclusion of judicial and technical matters

Orbits

Chief Timekeeper: D.Bradfield

Clerk of the Course: Chris Edwards

Live timing available at timing.rhwright.co.uk

www.mylaps.com

Licensed to: R.H.Wright Timing

Printed: 30/09/2023 09:30:48



R.H.Wright Timing

Martin Donnelly Trophy Race Meeting

Sorted on Laps

Formula Vee

Kirkistown 500 MRCI 1.512 miles

Race 1 (R1)

30/09/2023 11:00

Race (10:00 and 1 Laps) started at 11:24:27

Pos	No.	Name	Make	Laps	Total Tm	Best Tm	Best Speed	In Lap	Avg. Speed
1	29	Ronan Doherty	Sheane FV94	10	11:11.573	1:06.202	82.218	10	81.049
2	1	Anthony Cross	Sheane Vee FV94	10	11:14.444	1:05.824	82.691	6	80.704
3	78	Dan Polley	Sheane	10	11:14.911	1:06.447	81.915	3	80.648
4	27	Colm Blackburn	Leystone JH002	10	11:17.162	1:06.637	81.682	8	80.380
5	97	Jack Byrne	Sheane	10	11:21.089	1:06.984	81.259	2	79.916
6	3	Gavin Buckley	Sheane Vee FV94	10	11:23.453	1:05.894	82.603	8	79.640
7	66	Trevor Delaney	Sheane FV	10	11:25.144	1:06.950	81.300	9	79.443
8	9	Robert Fleming	LOH Vee17	10	11:29.667	1:07.418	80.735	3	78.922
9	40	Sean McCallion	Sheane FV01	10	11:34.370	1:07.628	80.485	2	78.388
10	57	Ger Byrne	Sheane FV95	10	11:38.185	1:07.598	80.520	3	77.960
11	15	Paul Lewis	Leystone JH04	10	11:50.377	1:08.221	79.785	3	76.622
12	6	Colin Lewis	Leystone 04	10	11:54.478	1:09.642	78.157	2	76.182
13	42	Shane O'Neill	Leystone JH02	10	11:55.872	1:08.637	79.302	8	76.033
14	36	James Sheppard	Formula Vee Leystone	10	11:56.487	1:09.608	78.195	10	75.968
15	86	Stephen Morrin	Sheane Mk 2	10	12:05.020	1:09.314	78.527	2	75.074
16	11	Jonathan Mannix	Sheane FV9	10	12:05.029	1:09.845	77.930	8	75.073
17	16	Simon Rudd	Sheane Vee FV94	10	12:17.702	1:11.689	75.925	10	73.783
18	64	Norman May	Sheane FV03	9	11:38.325	1:14.029	73.526	3	70.150
Not classified									
DNF	44	Mark Sheppard	Sheane FV94	3	3:40.659	1:10.321	77.402	2	74.001
DNF	13	Brian Hall	Sheane FV	3	3:50.390	1:12.797	74.770	3	70.876
DNF	83	Andy Keogh	Sheane FV99	1	6:18.926		-	0	14.364
DNF	17	Stephen Roche	Sheane FV97				-	0	-
DNF	84	Colm O'Loughlen	Leystone JH04				-	0	-

Margin of Victory	Avg. Speed	Best Lap Tm	Best Speed	Best Lap by
2.871	81.049	1:05.824	82.691	1 - Anthony Cross

Results provisional until the conclusion of judicial and technical matters

Orbits

Chief Timekeeper: D.Bradfield

Clerk of the Course: Chris Edwards

Live timing available at timing.rhwright.co.uk

www.mylaps.com

Licensed to: R.H.Wright Timing

Printed: 30/09/2023 11:37:32



Martin Donnelly Trophy Race Meeting

Formula Vee

Kirkistown 500 MRCI 1.512 miles

Race 1 (R1)

30/09/2023 11:00

Race (10:00 and 1 Laps) started at 11:24:27

Lap	Lap Tm	Diff	Time of Day
(29) Ronan Doherty			
1	1:10.849	+4.647	11:25:40.526
2	1:06.245	+0.043	11:26:46.771
3	1:06.690	+0.488	11:27:53.461
4	1:07.317	+1.115	11:29:00.778
5	1:06.511	+0.309	11:30:07.289
6	1:06.314	+0.112	11:31:13.603
7	1:06.642	+0.440	11:32:20.245
8	1:06.481	+0.279	11:33:26.726
9	1:06.478	+0.276	11:34:33.204
10	1:06.202		11:35:39.406
(1) Anthony Cross			
1	1:10.825	+5.001	11:25:41.576
2	1:06.206	+0.382	11:26:47.782
3	1:06.097	+0.273	11:27:53.879
4	1:11.297	+5.473	11:29:05.176
5	1:06.474	+0.650	11:30:11.650
6	1:05.824		11:31:17.474
7	1:05.824		11:32:23.298
8	1:06.146	+0.322	11:33:29.444
9	1:06.257	+0.433	11:34:35.701
10	1:06.576	+0.752	11:35:42.277
(78) Dan Polley			
1	1:11.216	+4.769	11:25:41.506
2	1:06.557	+0.110	11:26:48.063
3	1:06.447		11:27:54.510
4	1:07.681	+1.214	11:29:02.171
5	1:06.794	+0.347	11:30:08.965
6	1:06.883	+0.436	11:31:15.848
7	1:06.981	+0.534	11:32:22.829
8	1:06.896	+0.449	11:33:29.725
9	1:06.496	+0.049	11:34:36.221
10	1:06.523	+0.076	11:35:42.744
(27) Colm Blackburn			
1	1:11.641	+5.004	11:25:42.293
2	1:06.675	+0.038	11:26:48.968
3	1:06.800	+0.163	11:27:55.768
4	1:07.127	+0.490	11:29:02.895
5	1:07.337	+0.700	11:30:10.232
6	1:07.068	+0.431	11:31:17.300
7	1:06.728	+0.091	11:32:24.028
8	1:06.637		11:33:30.665
9	1:06.803	+0.166	11:34:37.468
10	1:07.527	+0.890	11:35:44.995
(97) Jack Byrne			
1	1:12.879	+5.895	11:25:43.213
2	1:06.984		11:26:50.197
3	1:07.157	+0.173	11:27:57.354
4	1:07.801	+0.817	11:29:05.155
5	1:07.442	+0.458	11:30:12.597
6	1:06.987	+0.003	11:31:19.584
7	1:07.289	+0.305	11:32:26.873
8	1:07.347	+0.363	11:33:34.220
9	1:07.305	+0.321	11:34:41.525
10	1:07.397	+0.413	11:35:48.922
(3) Gavin Buckley			
1	1:11.531	+5.637	11:25:41.327
2	1:06.001	+0.107	11:26:47.328
3	1:06.389	+0.495	11:27:53.717
4	1:18.300	+12.406	11:29:12.017
5	1:06.414	+0.520	11:30:18.431
6	1:07.775	+1.881	11:31:26.206
7	1:06.453	+0.559	11:32:32.659
8	1:05.894		11:33:38.553
9	1:06.686	+0.792	11:34:45.239
10	1:06.047	+0.153	11:35:51.286
(66) Trevor Delaney			

Lap	Lap Tm	Diff	Time of Day
1	1:12.856	+5.906	11:25:44.144
2	1:07.110	+0.160	11:26:51.254
3	1:07.635	+0.685	11:27:58.889
4	1:07.942	+0.992	11:29:06.831
5	1:07.699	+0.749	11:30:14.530
6	1:08.619	+1.669	11:31:23.149
7	1:08.337	+1.387	11:32:31.486
8	1:07.505	+0.555	11:33:38.991
9	1:06.950		11:34:45.941
10	1:07.036	+0.086	11:35:52.977
(9) Robert Fleming			
1	1:13.119	+5.701	11:25:44.318
2	1:07.495	+0.077	11:26:51.813
3	1:07.418		11:27:59.231
4	1:08.301	+0.883	11:29:07.532
5	1:08.300	+0.882	11:30:15.832
6	1:08.271	+0.853	11:31:24.103
7	1:07.902	+0.484	11:32:32.005
8	1:08.195	+0.777	11:33:40.200
9	1:08.142	+0.724	11:34:48.342
10	1:09.158	+1.740	11:35:57.500
(40) Sean McCallion			
1	1:13.319	+5.691	11:25:44.942
2	1:07.623		11:26:52.570
3	1:08.124	+0.496	11:28:00.694
4	1:08.812	+1.184	11:29:09.506
5	1:08.810	+1.182	11:30:18.316
6	1:09.365	+1.737	11:31:27.681
7	1:08.857	+1.229	11:32:36.538
8	1:08.561	+0.933	11:33:45.099
9	1:08.476	+0.848	11:34:53.575
10	1:08.628	+1.000	11:36:02.203
(57) Ger Byrne			
1	1:13.656	+6.058	11:25:45.482
2	1:07.705	+0.107	11:26:53.187
3	1:07.598		11:28:00.785
4	1:08.587	+0.989	11:29:09.372
5	1:08.907	+1.309	11:30:18.279
6	1:09.576	+1.978	11:31:27.855
7	1:11.717	+4.119	11:32:39.572
8	1:09.126	+1.528	11:33:48.698
9	1:08.973	+1.375	11:34:57.671
10	1:08.347	+0.749	11:36:06.018
(15) Paul Lewis			
1	1:13.536	+5.315	11:25:45.742
2	1:08.612	+0.391	11:26:54.354
3	1:08.221		11:28:02.575
4	1:11.754	+3.533	11:29:14.329
5	1:09.837	+1.616	11:30:24.166
6	1:09.348	+1.127	11:31:33.514
7	1:13.773	+5.552	11:32:47.287
8	1:09.767	+1.546	11:33:57.054
9	1:11.096	+2.875	11:35:08.150
10	1:10.060	+1.839	11:36:18.210
(6) Colin Lewis			
1	1:15.463	+5.821	11:25:48.277
2	1:09.642		11:26:57.919
3	1:10.476	+0.834	11:28:08.395
4	1:10.975	+1.333	11:29:19.370
5	1:11.489	+1.847	11:30:30.859
6	1:10.288	+0.646	11:31:41.147
7	1:10.293	+0.651	11:32:51.440
8	1:10.457	+0.815	11:34:01.897
9	1:10.062	+0.420	11:35:11.959
10	1:10.352	+0.710	11:36:22.311
(42) Shane O'Neil			
1	1:15.313	+6.676	11:25:47.909
2	1:16.090	+7.453	11:27:03.999

Lap	Lap Tm	Diff	Time of Day
3	1:10.297	+1.660	11:28:14.296
4	1:11.066	+2.429	11:29:25.362
5	1:11.132	+2.495	11:30:36.494
6	1:10.106	+1.469	11:31:46.600
7	1:09.744	+1.107	11:32:56.344
8	1:08.637		11:34:04.981
9	1:09.210	+0.573	11:35:14.191
10	1:09.514	+0.877	11:36:23.705
(36) James Sheppard			
1	1:16.117	+6.509	11:25:49.657
2	1:10.531	+0.923	11:27:00.188
3	1:10.398	+0.790	11:28:10.586
4	1:10.778	+1.170	11:29:21.364
5	1:11.598	+1.990	11:30:32.962
6	1:11.580	+1.972	11:31:44.542
7	1:10.011	+0.403	11:32:54.553
8	1:10.408	+0.800	11:34:04.961
9	1:09.751	+0.143	11:35:14.712
10	1:09.608		11:36:24.320
(86) Stephen Morrin			
1	1:14.312	+4.998	11:25:46.889
2	1:09.314		11:26:56.203
3	1:09.646	+0.332	11:28:05.849
4	1:26.541	+17.227	11:29:32.390
5	1:10.744	+1.430	11:30:43.134
6	1:10.399	+1.085	11:31:53.533
7	1:10.026	+0.712	11:33:03.559
8	1:09.938	+0.624	11:34:13.497
9	1:09.732	+0.418	11:35:23.229
10	1:09.624	+0.310	11:36:32.853
(11) Jonathan Mannix			
1	1:16.368	+6.523	11:25:49.480
2	1:10.400	+0.555	11:26:59.880
3	1:10.542	+0.697	11:28:10.402
4	1:10.699	+0.854	11:29:21.101
5	1:11.673	+1.828	11:30:32.774
6	1:11.425	+1.580	11:31:44.199
7	1:10.197	+0.352	11:32:54.396
8	1:09.845		11:34:04.241
9	1:09.852	+0.007	11:35:14.093
10	1:18.769	+8.924	11:36:32.862
(16) Simon Rudd			
1	1:17.718	+6.029	11:25:51.658
2	1:12.760	+1.071	11:27:04.418
3	1:12.333	+0.644	11:28:16.751
4	1:13.106	+1.417	11:29:29.857
5	1:14.207	+2.518	11:30:44.064
6	1:12.342	+0.653	11:31:56.406
7	1:13.238	+1.549	11:33:09.644
8	1:12.263	+0.574	11:34:21.907
9	1:11.939	+0.250	11:35:33.846
10	1:11.689		11:36:45.535
(64) Norman May			
1	1:18.151	+4.122	11:25:52.767
2	1:14.902	+0.873	11:27:07.669
3	1:14.029		11:28:21.698
4	1:16.269	+2.240	11:29:37.967
5	1:16.283	+2.254	11:30:54.250
6	1:17.352	+3.323	11:32:11.602
7	1:15.955	+1.926	11:33:27.557
8	1:19.711	+5.682	11:34:47.268
9	1:18.890	+4.861	11:36:06.158
(44) Mark Sheppard			
1	1:14.822	+4.501	11:25:47.715
2	1:10.321		11:26:58.036
3	1:10.456	+0.135	11:28:08.492
(13) Brian Hall			

Results provisional until the conclusion of judicial and technical matters

Orbits

Chief Timekeeper: D.Bradfield

Clerk of the Course: Chris Edwards

www.mylaps.com

Live timing available at timing.rhwright.co.uk

Licensed to: R.H.Wright Timing





Martin Donnelly Trophy Race Meeting


Formula Vee

Kirkistown 500 MRCI 1.512 miles

Race 1 (R1)

30/09/2023 11:00

Race (10:00 and 1 Laps) started at 11:24:27



Lap	Lap Tm	Diff	Time of Day
1	1:17.968	+5.171	11:25:52.373
2	1:13.053	+0.256	11:27:05.426
3	1:12.797		11:28:18.223

(83) Andy Keogh

p1	6:12.381	54:42.394	11:30:46.759
----	----------	-----------	--------------

Lap	Lap Tm	Diff	Time of Day
-----	--------	------	-------------

Lap	Lap Tm	Diff	Time of Day
-----	--------	------	-------------

Results provisional until the conclusion of judicial and technical matters

Orbits

Chief Timekeeper: D.Bradfield

Clerk of the Course: Chris Edwards

Live timing available at timing.rhwright.co.uk

www.mylaps.com

Licensed to: R.H.Wright Timing

Printed: 01/10/2023 08:45:27

Page 2/2



Martin Donnelly Trophy Race Meeting

Formula Vee

Kirkistown 500 MRCI 1.512 miles

Race 2 (Emerson Fittipaldi Trophy R9)

30/09/2023 15:00

Race (15:00 and 1 Laps)

12	84	
	23	
11	13	64
	21	22
10	16	17
	19	20
9	83	36
	17	18
8	11	44
	15	16
7	86	6
	13	14
6	15	42
	11	12
5	57	40
	9	10
4	66	9
	7	8
3	1	27
	5	6
2	3	97
	3	4
1	29	78
	1	2

POLE POSITION

Results provisional until the conclusion of judicial and technical matters

Orbits

Chief Timekeeper: D.Bradfield

Clerk of the Course: Chris Edwards

Live timing available at timing.rhwright.co.uk

www.mylaps.com

Licensed to: R.H.Wright Timing

Printed: 30/09/2023 09:32:04



Martin Donnelly Trophy Race Meeting

Sorted on Laps

Formula Vee

Kirkistown 500 MRCI 1.512 miles

Race 2 (Emerson Fittipaldi Trophy R9)

30/09/2023 15:00

Race started at 15:08:07

Pos	No.	Name	Make	Laps	Total Tm	Best Tm	Best Speed	In Lap	Avg. Speed
1	29	Ronan Doherty	Sheane FV94	10	12:50.555	1:15.495	72.098	9	70.638
2	97	Jack Byrne	Sheane	10	12:52.375	1:15.292	72.292	9	70.471
3	78	Dan Polley	Sheane	10	13:00.342	1:16.911	70.770	8	69.752
4	1	Anthony Cross	Sheane Vee FV94	10	13:00.754	1:14.587	72.975	7	69.715
5	3	Gavin Buckley	Sheane Vee FV94	10	13:03.234	1:15.663	71.938	10	69.494
6	27	Colm Blackburn	Leystone JH002	10	13:06.385	1:16.786	70.886	5	69.216
7	86	Stephen Morrin	Sheane Mk 2	10	13:33.397	1:18.465	69.369	10	66.917
8	9	Robert Fleming	LOH Vee17	10	13:37.460	1:19.615	68.367	5	66.585
9	57	Ger Byrne	Sheane FV95	10	13:48.533	1:19.175	68.747	6	65.695
10	6	Colin Lewis	Leystone 04	10	14:04.725	1:20.968	67.224	6	64.435
11	83	Andy Keogh	Sheane FV99	9	12:22.965	1:20.060	67.987	8	65.935
12	15	Paul Lewis	Leystone JH04	9	12:23.492	1:18.199	69.605	7	65.888
13	16	Simon Rudd	Sheane Vee FV94	8	12:38.143	1:29.448	60.851	4	57.435
14	11	Jonathan Mannix	Sheane FV9	8	12:55.437	1:27.881	61.936	4	56.154
Not classified									
DNF	42	Shane O'Neill	Leystone JH02	9	12:16.237	1:19.751	68.250	2	66.537
DNF	66	Trevor Delaney	Sheane FV	7	9:37.287	1:19.199	68.726	4	66.000
DNF	36	James Sheppard	Formula Vee Leystone	7	9:51.746	1:20.534	67.587	7	64.388
DNF	64	Norman May	Sheane FV03	3	5:12.641	1:38.713	55.140	3	52.229
DNF	40	Sean McCallion	Sheane FV01		4.281		-	0	-

Announcements

Race Red Flagged on 11 - Results based on lap 10 (Q12.15.4)

Penalty - Car 1 +2.5s - Overtaking under yellow (Q12.24.3)

Margin of Victory	Avg. Speed	Best Lap Tm	Best Speed	Best Lap by
1.820	70.638	1:14.587	72.975	1 - Anthony Cross

Results provisional until the conclusion of judicial and technical matters

Orbits

Chief Timekeeper: D.Bradfield

Clerk of the Course: Chris Edwards

Live timing available at timing.rhwright.co.uk

www.mylaps.com

Licensed to: R.H.Wright Timing

Printed: 30/09/2023 16:14:09



Martin Donnelly Trophy Race Meeting

Formula Vee

Kirkistown 500 MRCI 1.512 miles

Race 2 (Emerson Fittipaldi Trophy R9)

30/09/2023 15:00

Race started at 15:08:07

Lap	Lap Tm	Diff	Time of Day
(29) Ronan Doherty			
1	1:21.737	+6.242	15:09:31.536
2	1:16.001	+0.506	15:10:47.537
3	1:15.776	+0.281	15:12:03.313
4	1:16.247	+0.752	15:13:19.560
5	1:16.726	+1.231	15:14:36.286
6	1:17.460	+1.965	15:15:53.746
7	1:16.798	+1.303	15:17:10.544
8	1:16.000	+0.505	15:18:26.544
9	1:15.495		15:19:42.039
10	1:16.109	+0.614	15:20:58.148

Lap	Lap Tm	Diff	Time of Day
(97) Jack Byrne			
1	1:22.977	+7.685	15:09:33.324
2	1:17.414	+2.122	15:10:50.738
3	1:16.904	+1.612	15:12:07.642
4	1:15.300	+0.008	15:13:22.942
5	1:17.239	+1.947	15:14:40.181
6	1:16.415	+1.123	15:15:56.596
7	1:15.801	+0.509	15:17:12.397
8	1:16.731	+1.439	15:18:29.128
9	1:15.292		15:19:44.420
10	1:15.548	+0.256	15:20:59.968

Lap	Lap Tm	Diff	Time of Day
(78) Dan Polley			
1	1:23.052	+6.141	15:09:32.678
2	1:17.571	+0.660	15:10:50.249
3	1:17.359	+0.448	15:12:07.608
4	1:16.941	+0.030	15:13:24.549
5	1:17.115	+0.204	15:14:41.664
6	1:17.611	+0.700	15:15:59.275
7	1:16.992	+0.081	15:17:16.267
8	1:16.911		15:18:33.178
9	1:17.368	+0.457	15:19:50.546
10	1:17.389	+0.478	15:21:07.935

Lap	Lap Tm	Diff	Time of Day
(1) Anthony Cross			
1	1:27.114	+12.527	15:09:39.005
2	1:18.373	+3.786	15:10:57.378
3	1:17.970	+3.383	15:12:15.348
4	1:15.249	+0.662	15:13:30.597
5	1:14.934	+0.347	15:14:45.531
6	1:16.712	+2.125	15:16:02.243
7	1:14.587		15:17:16.830
8	1:16.468	+1.881	15:18:33.298
9	1:17.063	+2.476	15:19:50.361
10	1:15.486	+0.899	15:21:05.847

Lap	Lap Tm	Diff	Time of Day
(3) Gavin Buckley			
1	1:26.627	+10.964	15:09:37.500
2	1:19.439	+3.776	15:10:57.039
3	1:18.530	+2.867	15:12:15.569
4	1:16.384	+0.721	15:13:31.953
5	1:16.217	+0.554	15:14:48.170
6	1:15.976	+0.313	15:16:04.146
7	1:17.476	+1.813	15:17:21.622
8	1:16.736	+1.073	15:18:38.358
9	1:16.806	+1.143	15:19:55.164
10	1:15.663		15:21:10.827

Lap	Lap Tm	Diff	Time of Day
(27) Colm Blackburn			
1	1:25.872	+9.086	15:09:36.713
2	1:18.016	+1.230	15:10:54.729
3	1:16.999	+0.213	15:12:11.728
4	1:16.928	+0.142	15:13:28.656
5	1:16.786		15:14:45.442
6	1:17.824	+1.038	15:16:03.266
7	1:17.709	+0.923	15:17:20.975
8	1:18.788	+2.002	15:18:39.763
9	1:16.825	+0.039	15:19:56.588
10	1:17.390	+0.604	15:21:13.978

Lap	Lap Tm	Diff	Time of Day
(86) Stephen Morrin			

Lap	Lap Tm	Diff	Time of Day
1	1:30.609	+12.144	15:09:43.800
2	1:19.994	+1.529	15:11:03.794
3	1:19.684	+1.219	15:12:23.478
4	1:19.197	+0.732	15:13:42.675
5	1:19.007	+0.542	15:15:01.682
6	1:20.544	+2.079	15:16:22.226
7	1:19.693	+1.228	15:17:41.919
8	1:21.631	+3.166	15:19:03.550
9	1:18.975	+0.510	15:20:22.525
10	1:18.465		15:21:40.990

Lap	Lap Tm	Diff	Time of Day
(9) Robert Fleming			
1	1:28.452	+8.837	15:09:39.990
2	1:20.547	+0.932	15:11:00.537
3	1:20.462	+0.847	15:12:20.999
4	1:22.319	+2.704	15:13:43.318
5	1:19.615		15:15:02.933
6	1:20.193	+0.578	15:16:23.126
7	1:20.983	+1.368	15:17:44.109
8	1:20.591	+0.976	15:19:04.700
9	1:20.421	+0.806	15:20:25.121
10	1:19.932	+0.317	15:21:45.053

Lap	Lap Tm	Diff	Time of Day
(57) Ger Byrne			
1	1:29.999	+10.824	15:09:42.301
2	1:20.918	+1.743	15:11:03.219
3	1:21.113	+1.938	15:12:24.332
4	1:20.725	+1.550	15:13:45.057
5	1:19.415	+0.240	15:15:04.472
6	1:19.175		15:16:23.647
7	1:19.765	+0.590	15:17:43.412
8	1:20.501	+1.326	15:19:03.913
9	1:32.264	+13.089	15:20:36.177
10	1:19.949	+0.774	15:21:56.126

Lap	Lap Tm	Diff	Time of Day
(6) Colin Lewis			
1	1:33.751	+12.783	15:09:47.582
2	1:23.448	+2.480	15:11:11.030
3	1:21.588	+0.620	15:12:32.618
4	1:22.192	+1.224	15:13:54.810
5	1:22.080	+1.112	15:15:16.890
6	1:20.968		15:16:37.858
7	1:21.354	+0.386	15:17:59.212
8	1:23.374	+2.406	15:19:22.586
9	1:25.653	+4.685	15:20:48.239
10	1:24.079	+3.111	15:22:12.318

Lap	Lap Tm	Diff	Time of Day
(83) Andy Keogh			
1	1:31.474	+11.414	15:09:44.939
2	1:22.032	+1.972	15:11:06.971
3	1:21.975	+1.915	15:12:28.946
4	1:20.303	+0.243	15:13:49.249
5	1:20.305	+0.245	15:15:09.554
6	1:20.231	+0.171	15:16:29.785
7	1:20.281	+0.221	15:17:50.066
8	1:20.060		15:19:10.126
9	1:20.432	+0.372	15:20:30.558

Lap	Lap Tm	Diff	Time of Day
(15) Paul Lewis			
1	1:34.770	+16.571	15:09:48.195
2	1:23.217	+5.018	15:11:11.412
3	1:22.121	+3.922	15:12:33.533
4	1:20.255	+2.056	15:13:53.788
5	1:21.945	+3.746	15:15:15.733
6	1:19.299	+1.100	15:16:35.032
7	1:18.199		15:17:53.231
8	1:18.367	+0.168	15:19:11.598
9	1:19.487	+1.288	15:20:31.085

Lap	Lap Tm	Diff	Time of Day
(16) Simon Rudd			
1	1:43.262	+13.814	15:09:57.993
2	1:32.607	+3.159	15:11:30.600
3	1:30.486	+1.038	15:13:01.086
4	1:29.448		15:14:30.534

Lap	Lap Tm	Diff	Time of Day
5	1:33.672	+4.224	15:16:04.206
6	1:33.264	+3.816	15:17:37.470
7	1:34.700	+5.252	15:19:12.170
8	1:33.566	+4.118	15:20:45.736

Lap	Lap Tm	Diff	Time of Day
(11) Jonathan Mannix			
1	1:41.701	+13.820	15:09:55.466
2	1:31.363	+3.482	15:11:26.829
3	1:29.836	+1.955	15:12:56.665
4	1:27.881		15:14:24.546
5	2:00.318	+32.437	15:16:24.864
6	1:33.609	+5.728	15:17:58.473
7	1:32.554	+4.673	15:19:31.027
8	1:32.003	+4.122	15:21:03.030

Lap	Lap Tm	Diff	Time of Day
(42) Shane O'Neill			
1	1:29.406	+9.656	15:09:42.160
2	1:19.751		15:11:01.911
3	1:19.836	+0.085	15:12:21.747
4	1:19.827	+0.076	15:13:41.574
5	1:19.994	+0.243	15:15:01.568
6	1:20.363	+0.612	15:16:21.931
7	1:19.779	+0.028	15:17:41.710
8	1:21.287	+1.536	15:19:02.997
9	1:20.833	+1.082	15:20:23.830

Lap	Lap Tm	Diff	Time of Day
(66) Trevor Delaney			
1	1:25.591	+6.392	15:09:37.141
2	1:19.545	+0.346	15:10:56.686
3	1:29.951	+10.752	15:12:26.637
4	1:19.199		15:13:45.836
5	1:19.320	+0.121	15:15:05.156
6	1:19.684	+0.485	15:16:24.840
7	1:20.040	+0.841	15:17:44.880

Lap	Lap Tm	Diff	Time of Day
(36) James Sheppard			
1	1:30.666	+10.132	15:09:44.285
2	1:21.671	+1.137	15:11:05.956
3	1:28.864	+8.330	15:12:34.820
4	1:20.787	+0.253	15:13:55.607
5	1:22.056	+1.522	15:15:17.663
6	1:21.142	+0.608	15:16:38.805
7	1:20.534		15:17:59.339

Lap	Lap Tm	Diff	Time of Day
(64) Norman May			
1	1:47.056	+8.343	15:10:01.849
2	1:39.672	+0.959	15:11:41.521
3	1:38.713		15:13:20.234

Results provisional until the conclusion of judicial and technical matters

Orbits

Chief Timekeeper: D.Bradfield

Clerk of the Course: Chris Edwards

Live timing available at timing.rhwright.co.uk

www.mylaps.com

Licensed to: R.H.Wright Timing





Martin Donnelly Trophy Race Meeting


Libre Saloons/GT

Kirkistown 500 MRCI 1.512 miles

Qualifying (Q7)

30/09/2023 10:15

Qualifying started at 10:28:57



Lap	Lap Tm	Diff	Time of Day
(633) Peter Baxter			
1	1:09.840	+9.045	10:32:31.401
2	1:03.370	+2.575	10:33:34.771
3	1:01.296	+0.501	10:34:36.067
4	1:01.629	+0.834	10:35:37.696
5	1:01.208	+0.413	10:36:38.904
6	1:00.795		10:37:39.699
(212) Gareth Blaine			
1	1:10.172	+7.981	10:32:33.097
2	1:04.020	+1.829	10:33:37.117
3	1:02.962	+0.771	10:34:40.079
4	1:02.307	+0.116	10:35:42.386
5	1:02.191		10:36:44.577
6	1:03.929	+1.738	10:37:48.506
7	1:03.618	+1.427	10:38:52.124
8	1:02.869	+0.678	10:39:54.993
(63) Patrick Corbett			
1	1:09.774	+6.598	10:32:35.730
2	1:04.315	+1.139	10:33:40.045
3	1:03.602	+0.426	10:34:43.647
4	1:03.252	+0.076	10:35:46.899
5	1:03.176		10:36:50.075
6	1:03.380	+0.204	10:37:53.455
7	1:11.041	+7.865	10:39:04.496
(144) Gavin Kilkey			
1	1:15.125	+11.677	10:32:44.477
2	1:16.253	+12.895	10:34:00.730
3	1:23.592	+20.234	10:35:24.322
4	1:04.742	+1.384	10:36:29.064
5	1:03.358		10:37:32.422
6	1:04.605	+1.247	10:38:37.027
7	1:04.656	+1.298	10:39:41.683
(34) David McMinn			
1	1:13.259	+7.453	10:32:37.192
2	1:07.178	+1.372	10:33:44.370
3	1:06.200	+0.394	10:34:50.570
4	1:05.806		10:35:56.376
5	1:06.552	+0.746	10:37:02.928
6	1:06.006	+0.200	10:38:08.934
7	1:06.904	+1.098	10:39:15.838
(55) John Cardoo			
1	1:19.050	+10.210	10:32:49.690
2	1:09.291	+0.451	10:33:58.981
3	1:09.096	+0.256	10:35:08.077
4	1:09.218	+0.378	10:36:17.295
5	1:10.609	+1.769	10:37:27.904
6	1:08.840		10:38:36.744
(65) Stephen Conn			
1	1:14.099	+3.903	10:32:38.155
2	1:10.693	+0.497	10:33:48.848
3	1:10.750	+0.554	10:34:59.598
4	1:10.196		10:36:09.794
5	1:18.581	+8.385	10:37:28.375
(23) Raymond Finnegan			
1	1:15.498	+4.988	10:32:43.681
2	1:12.673	+2.143	10:33:56.354
3	1:11.133	+0.603	10:35:07.487
4	1:12.697	+2.167	10:36:20.184
5	1:10.530		10:37:30.714
(2) Greer Wray			
1	1:28.689	+17.280	10:33:45.880
2	1:27.115	+15.706	10:35:12.995
3	1:31.295	+19.886	10:36:44.290
4	1:12.616	+1.207	10:37:56.906
5	1:11.409		10:39:08.315

Lap	Lap Tm	Diff	Time of Day
(31) Keith Wray			
1	1:30.119	+18.289	10:33:00.092
2	1:14.582	+2.752	10:34:14.674
3	1:15.865	+4.035	10:35:30.539
4	1:12.882	+0.852	10:36:43.221
5	1:12.836	+1.006	10:37:56.057
6	1:11.830		10:39:07.887
(5) Pete Murray			
1	1:25.863	+11.216	10:32:57.206
2	1:16.712	+2.065	10:34:13.918
3	1:18.979	+4.332	10:35:32.897
4	1:14.647		10:36:47.544
5	1:14.910	+0.263	10:38:02.454

Results provisional until the conclusion of judicial and technical matters

Orbits

Chief Timekeeper: D.Bradfield

Clerk of the Course: Chris Edwards

Live timing available at timing.rhwright.co.uk

www.mylaps.com

Licensed to: R.H.Wright Timing



R.H.Wright Timing

Martin Donnelly Trophy Race Meeting

Sorted on best lap time

Libre Saloons/GT

Kirkistown 500 MRCI 1.512 miles

Qualifying (Q7)

30/09/2023 10:15

Qualifying started at 10:28:57

Pos	No.	Name	Make	Best Tm	Diff	In Lap	Best Speed	2nd Best	2nd Lap
1	633	Peter Baxter	2.0t SEAT Leon	1:00.795		6	89.531	1:01.208	5
2	212	Gareth Blaine	2.0t SEAT Leon	1:02.191	1.396	5	87.521	1:02.307	4
3	63	Patrick Corbett	2.0t SEAT Leon	1:03.176	2.381	5	86.156	1:03.252	4
4	144	Gavin Kilkey	2.0t SEAT Leon	1:03.358	2.563	5	85.909	1:04.605	6
5	34	David McMin	1.9d SEAT Ibiza	1:05.806	5.011	4	82.713	1:06.006	6
6	55	John Cardoo	2.0 SHP Wildcat	1:08.840	8.045	6	79.068	1:09.096	3
7	65	Stephen Conn	2.0 SHP Wildcat	1:10.196	9.401	4	77.540	1:10.693	2
8	23	Raymond Finnegan	2.0 SHP Wildcat	1:10.530	9.735	5	77.173	1:11.133	3
9	2	Greer Wray	BMW E46 330ci	1:11.409	10.614	5	76.223	1:12.616	4
10	31	Keith Wray	BMW E46 330ci	1:11.830	11.035	6	75.776	1:12.682	4
11	5	Pete Murray	BMW E 46 330ci	1:14.647	13.852	4	72.917	1:14.910	5
12	47	Gerard O'Connell	2.8 SHP Escort			0	-		0
13	222	Joe Yates	2.0 SHP Wildcat			0	-		0

Results provisional until the conclusion of judicial and technical matters

Orbits

Chief Timekeeper: D.Bradfield

Clerk of the Course: Chris Edwards

Live timing available at timing.rhwright.co.uk

www.mylaps.com

Licensed to: R.H.Wright Timing

Printed: 30/09/2023 10:43:09



Martin Donnelly Trophy Race Meeting

Libre Saloons/GT

Kirkistown 500 MRCI 1.512 miles

Race 1 (R8)

30/09/2023 14:30

Race (12:00 and 1 Laps) started at 14:08:13

7	31
	13
6	5
	11
5	65
	9
4	222
	7
3	144
	5
2	212
	3
1	47
	1

POLE POSITION

23
12
2
10
55
8
34
6
63
4
633
2

Results provisional until the conclusion of judicial and technical matters

Orbits

Chief Timekeeper: D.Bradfield

Clerk of the Course: Chris Edwards

Live timing available at timing.rhwright.co.uk

www.mylaps.com

Licensed to: R.H.Wright Timing

Printed: 30/09/2023 14:14:36



Martin Donnelly Trophy Race Meeting

Sorted on Laps

Libre Saloons/GT

Kirkistown 500 MRCI 1.512 miles

Race 1 (R8)

30/09/2023 14:30

Race (11:46 and 1 Laps) started at 14:08:13

Pos	No.	Name	Make	Laps	Total Tm	Best Tm	Best Speed	In Lap	Avg. Speed
GT									
1	47	Gerard O'Connell	2.8 SHP Escort	10	13:37.850	1:05.152	83.543	6	66.553
2	55	John Cardoo	2.0 SHP Wildcat	9	13:53.464	1:15.117	72.461	9	58.775
3	65	Stephen Conn	2.0 SHP Wildcat	9	13:56.443	1:15.629	71.970	9	58.566
4	222	Joe Yates	2.0 SHP Wildcat	9	14:06.993	1:16.481	71.168	8	57.837
Not classified									
DNF	23	Raymond Finnegan	2.0 SHP Wildcat		4.652		-	0	-
Libre Saloons									
1	212	Gareth Blaine	2.0t SEAT Leon	10	13:58.384	1:07.327	80.845	7	64.923
2	144	Gavin Kilkey	2.0t SEAT Leon	10	14:11.635	1:07.665	80.441	10	63.913
3	633	Peter Baxter	2.0t SEAT Leon	10	14:12.324	1:07.458	80.688	10	63.861
4	63	Patrick Corbett	2.0t SEAT Leon	10	14:12.954	1:06.954	81.295	6	63.814
5	34	David McMinn	1.9d SEAT Ibiza	10	14:27.180	1:10.915	76.754	10	62.767
6	2	Greer Wray	BMW E46 330ci	9	14:40.355	1:21.858	66.493	5	55.645
7	5	Pete Murray	BMW E 46 330ci	9	14:50.818	1:21.693	66.628	6	54.991
Not classified									
DNF	31	Keith Wray	BMW E46 330ci		4.975		-	0	-

Announcements

Race Red Flagged on lap 3 - Restarted with grid based on lap 2 (Q12.15.2)

Margin of Victory	Avg. Speed	Best Lap Tm	Best Speed	Best Lap by
20.534	66.553	1:05.152	83.543	47 - Gerard O'Connell

Results provisional until the conclusion of judicial and technical matters

Orbits

Chief Timekeeper: D.Bradfield

Clerk of the Course: Chris Edwards

Live timing available at timing.rhwright.co.uk

www.mylaps.com

Licensed to: R.H.Wright Timing

Printed: 30/09/2023 14:45:39



Martin Donnelly Trophy Race Meeting

Libre Saloons/GT

Kirkistown 500 MRCI 1.512 miles

Race 1 (R8)

30/09/2023 14:30

Race (11:46 and 1 Laps) started at 14:08:13

Lap	Lap Tm	Diff	Time of Day
(47) Gerard O'Connell			
1	1:09.490	+4.338	14:09:28.743
2	1:06.579	+1.427	14:10:35.322
3	3:20.225	+2:15.073	14:35:15.939
4	1:09.729	+4.577	14:36:25.668
5	1:05.557	+0.405	14:37:31.225
6	1:05.261	+0.109	14:38:36.486
7	1:05.152		14:39:41.638
8	1:06.182	+1.030	14:40:47.820
9	1:05.535	+0.383	14:41:53.355
10	1:06.074	+0.922	14:42:59.429
11	1:07.154	+2.002	14:44:06.583

Lap	Lap Tm	Diff	Time of Day
(212) Gareth Blaine			
1	1:14.675	+7.348	14:09:30.899
2	1:07.466	+0.139	14:10:38.365
3	3:19.594	+2:12.267	14:35:17.052
4	1:11.410	+4.083	14:36:28.462
5	1:08.775	+1.448	14:37:37.237
6	1:07.652	+0.325	14:38:44.889
7	1:07.679	+0.352	14:39:52.568
8	1:07.327		14:40:59.895
9	1:09.115	+1.788	14:42:09.010
10	1:07.653	+0.326	14:43:16.663
11	1:10.454	+3.127	14:44:27.117

Lap	Lap Tm	Diff	Time of Day
(144) Gavin Kilkey			
1	1:19.278	+11.613	14:09:36.162
2	1:11.881	+4.216	14:10:48.043
3	3:18.273	+2:10.608	14:35:17.368
4	1:14.356	+6.691	14:36:31.724
5	1:08.516	+0.851	14:37:40.240
6	1:08.553	+0.888	14:38:48.793
7	1:09.998	+2.333	14:39:58.791
8	1:10.368	+2.703	14:41:09.159
9	1:14.008	+6.343	14:42:23.167
10	1:09.536	+1.871	14:43:32.703
11	1:07.665		14:44:40.368

Lap	Lap Tm	Diff	Time of Day
(633) Peter Baxter			
1	1:13.596	+6.138	14:09:29.922
2	1:07.939	+0.481	14:10:37.861
3	3:19.916	+2:12.458	14:35:16.156
4	1:11.772	+4.314	14:36:27.928
5	1:20.570	+13.112	14:37:48.498
6	1:09.633	+2.175	14:38:58.131
7	1:08.496	+1.038	14:40:06.627
8	1:08.818	+1.360	14:41:15.445
9	1:08.466	+1.008	14:42:23.911
10	1:09.688	+2.230	14:43:33.599
11	1:07.458		14:44:41.057

Lap	Lap Tm	Diff	Time of Day
(63) Patrick Corbett			
1	1:14.892	+7.938	14:09:31.814
2	1:07.592	+0.638	14:10:39.406
3	3:19.183	+2:12.229	14:35:17.015
4	1:24.389	+17.435	14:36:41.404
5	1:12.387	+5.433	14:37:53.791
6	1:08.044	+1.090	14:39:01.835
7	1:06.954		14:40:08.789
8	1:07.083	+0.129	14:41:15.872
9	1:08.469	+1.515	14:42:24.341
10	1:09.591	+2.637	14:43:33.932
11	1:07.755	+0.801	14:44:41.687

Lap	Lap Tm	Diff	Time of Day
(34) David McMinn			
1	1:19.522	+8.607	14:09:37.616
2	1:13.329	+2.414	14:10:50.945
3	3:18.970	+2:08.055	14:35:17.800
4	1:17.250	+6.335	14:36:35.050
5	1:12.662	+1.747	14:37:47.712
6	1:11.650	+0.735	14:38:59.362
7	1:11.116	+0.201	14:40:10.478

Lap	Lap Tm	Diff	Time of Day
7	1:11.392	+0.477	14:41:21.870
8	1:11.721	+0.806	14:42:33.591
9	1:11.407	+0.492	14:43:44.998
10	1:10.915		14:44:55.913

Lap	Lap Tm	Diff	Time of Day
(55) John Cardoo			
1	1:23.791	+8.674	14:09:41.141
2	1:22.254	+7.137	14:11:03.395
3	3:17.941	+2:02.824	14:35:18.091
4	1:22.881	+7.764	14:36:40.972
5	1:18.529	+3.412	14:37:59.501
6	1:18.546	+3.429	14:39:18.047
7	1:17.086	+1.969	14:40:35.133
8	1:16.182	+1.065	14:41:51.315
9	1:15.765	+0.648	14:43:07.080
10	1:15.117		14:44:22.197

Lap	Lap Tm	Diff	Time of Day
(65) Stephen Conn			
1	1:28.544	+12.915	14:09:48.332
2	1:21.431	+5.802	14:11:09.763
3	3:17.243	+2:01.614	14:35:19.226
4	1:23.060	+7.431	14:36:42.286
5	1:18.131	+2.502	14:38:00.417
6	1:17.602	+1.973	14:39:18.019
7	1:18.266	+2.637	14:40:36.285
8	1:17.184	+1.555	14:41:53.469
9	1:16.078	+0.449	14:43:09.547
10	1:15.629		14:44:25.176

Lap	Lap Tm	Diff	Time of Day
(222) Joe Yates			
1	1:23.584	+7.103	14:09:42.429
2	1:19.340	+2.859	14:11:01.769
3	3:17.445	+2:00.964	14:35:18.748
4	1:21.659	+5.178	14:36:40.407
5	1:17.507	+1.026	14:37:57.914
6	1:17.562	+1.081	14:39:15.476
7	1:17.804	+1.323	14:40:33.280
8	1:16.787	+0.306	14:41:50.067
9	1:16.481		14:43:06.548
10	1:29.178	+12.697	14:44:35.726

Lap	Lap Tm	Diff	Time of Day
(2) Greer Wray			
1	1:27.804	+5.946	14:09:46.879
2	1:24.150	+2.292	14:11:11.029
3	3:15.337	+1:53.479	14:35:18.884
4	1:29.079	+7.221	14:36:47.963
5	1:22.922	+1.064	14:38:10.885
6	1:21.658		14:39:32.743
7	1:22.543	+0.685	14:40:55.286
8	1:26.996	+5.138	14:42:22.282
9	1:23.842	+1.984	14:43:46.124
10	1:22.964	+1.106	14:45:09.088

Lap	Lap Tm	Diff	Time of Day
(5) Pete Murray			
1	1:44.898	+23.205	14:10:04.549
2	1:28.633	+6.940	14:11:33.182
3	3:14.642	+1:52.949	14:35:19.940
4	1:29.102	+7.409	14:36:49.042
5	1:23.591	+1.898	14:38:12.633
6	1:22.020	+0.327	14:39:34.653
7	1:21.693		14:40:56.346
8	1:38.718	+17.025	14:42:35.064
9	1:21.909	+0.216	14:43:56.973
10	1:22.578	+0.885	14:45:19.551

Results provisional until the conclusion of judicial and technical matters

Orbits

Chief Timekeeper: D.Bradfield

Clerk of the Course: Chris Edwards

Live timing available at timing.rhwright.co.uk

www.mylaps.com

Licensed to: R.H.Wright Timing



Martin Donnelly Trophy Race Meeting

Libre Saloons/GT

Kirkistown 500 MRCI 1.512 miles

Race 2 (R15)

30/09/2023 17:40

Race (12:00 and 1 Laps)

7	222
	13
6	5
	11
5	2
	9
4	65
	7
3	34
	5
2	63
	3
1	633
	1

POLE POSITION

47
12
31
10
23
8
55
6
144
4
212
2



Results provisional until the conclusion of judicial and technical matters

Orbits

Chief Timekeeper: D.Bradfield

Clerk of the Course: Chris Edwards

Live timing available at timing.rhwright.co.uk

www.mylaps.com

Licensed to: R.H.Wright Timing

Printed: 30/09/2023 10:42:16



R.H.Wright Timing

Martin Donnelly Trophy Race Meeting

Sorted on Laps

Libre Saloons/GT

Kirkistown 500 MRCI 1.512 miles

Race 2 (R15)

30/09/2023 17:40

Race (12:00 and 1 Laps) started at 17:36:41

Pos	No.	Name	Make	Laps	Total Tm	Best Tm	Best Speed	In Lap	Avg. Speed
GT									
1	47	Gerard O'Connell	2.8 SHP Escort	12	13:25.740	1:05.456	83.155	8	81.064
2	222	Joe Yates	2.0 SHP Wildcat	11	13:55.779	1:14.387	73.172	9	71.638
3	55	John Cardoo	2.0 SHP Wildcat	11	13:56.057	1:14.217	73.339	11	71.614
4	65	Stephen Conn	2.0 SHP Wildcat	11	14:35.509	1:16.472	71.177	7	68.387
Libre Saloons									
1	212	Gareth Blaine	2.0t SEAT Leon	12	13:29.098	1:06.129	82.309	11	80.727
2	633	Peter Baxter	2.0t SEAT Leon	12	13:32.003	1:05.811	82.707	4	80.438
3	63	Patrick Corbett	2.0t SEAT Leon	12	13:34.784	1:06.061	82.394	11	80.164
4	34	David McMinn	1.9d SEAT Ibiza	12	14:17.517	1:09.758	78.027	11	76.169
5	144	Gavin Kilkey	2.0t SEAT Leon	12	14:22.685	1:06.237	82.175	11	75.713
6	2	Greer Wray	BMW E46 330ci	10	13:47.705	1:20.724	67.428	4	65.760
7	5	Pete Murray	BMW E 46 330ci	10	14:50.814	1:23.189	65.430	3	61.102

Announcements

Penalty - Car 633 +5s - Exceeding Track Limits (Q12.21.2b)

Margin of Victory	Avg. Speed	Best Lap Tm	Best Speed	Best Lap by
3.358	81.064	1:05.456	83.155	47 - Gerard O'Connell

Results provisional until the conclusion of judicial and technical matters

Orbits

Chief Timekeeper: D.Bradfield

Clerk of the Course: Chris Edwards

Live timing available at timing.rhwright.co.uk

www.mylaps.com

Licensed to: R.H.Wright Timing

Printed: 30/09/2023 17:52:04



Martin Donnelly Trophy Race Meeting


Libre Saloons/GT

Kirkistown 500 MRCI 1.512 miles

Race 2 (R15)

30/09/2023 17:40

Race (12:00 and 1 Laps) started at 17:36:41



Lap	Lap Tm	Diff	Time of Day
(47) Gerard O'Connell			
1	1:11.699	+6.243	17:37:57.443
2	1:06.093	+0.637	17:39:03.536
3	1:05.978	+0.522	17:40:09.514
4	1:06.200	+0.744	17:41:15.714
5	1:06.166	+0.710	17:42:21.880
6	1:05.671	+0.215	17:43:27.551
7	1:07.139	+1.683	17:44:34.690
8	1:05.456		17:45:40.146
9	1:07.684	+2.228	17:46:47.830
10	1:05.909	+0.453	17:47:53.739
11	1:06.343	+0.887	17:49:00.082
12	1:06.680	+1.224	17:50:06.762

Lap	Lap Tm	Diff	Time of Day
(212) Gareth Blaine			
1	1:11.447	+5.318	17:37:54.864
2	1:06.550	+0.421	17:39:01.414
3	1:06.705	+0.576	17:40:08.119
4	1:07.353	+1.224	17:41:15.472
5	1:07.637	+1.508	17:42:23.109
6	1:06.663	+0.534	17:43:29.772
7	1:06.754	+0.625	17:44:36.526
8	1:07.135	+1.006	17:45:43.661
9	1:07.328	+1.199	17:46:50.989
10	1:06.304	+0.175	17:47:57.293
11	1:06.129		17:49:03.422
12	1:06.698	+0.569	17:50:10.120

Lap	Lap Tm	Diff	Time of Day
(633) Peter Baxter			
1	1:15.107	+9.296	17:37:58.709
2	1:06.594	+0.783	17:39:05.303
3	1:06.123	+0.312	17:40:11.426
4	1:05.811		17:41:17.237
5	1:06.888	+1.077	17:42:24.125
6	1:06.544	+0.733	17:43:30.669
7	1:06.584	+0.773	17:44:37.253
8	1:06.027	+0.216	17:45:43.280
9	1:06.708	+0.897	17:46:49.988
10	1:06.245	+0.434	17:47:56.233
11	1:05.841	+0.030	17:49:02.074
12	1:05.951	+0.140	17:50:08.025

Lap	Lap Tm	Diff	Time of Day
(63) Patrick Corbett			
1	1:16.387	+10.326	17:38:00.517
2	1:08.120	+2.059	17:39:08.637
3	1:07.274	+1.213	17:40:15.911
4	1:06.405	+0.344	17:41:22.316
5	1:07.288	+1.227	17:42:29.604
6	1:06.124	+0.063	17:43:35.728
7	1:06.501	+0.440	17:44:42.229
8	1:07.019	+0.958	17:45:49.248
9	1:07.565	+1.504	17:46:56.813
10	1:06.458	+0.397	17:48:03.271
11	1:06.061		17:49:09.332
12	1:06.474	+0.413	17:50:15.806

Lap	Lap Tm	Diff	Time of Day
(34) David McMinn			
1	1:16.793	+7.035	17:38:01.921
2	1:10.844	+1.086	17:39:12.765
3	1:10.715	+0.957	17:40:23.480
4	1:11.198	+1.440	17:41:34.678
5	1:10.092	+0.334	17:42:44.770
6	1:11.477	+1.719	17:43:56.247
7	1:10.159	+0.401	17:45:06.406
8	1:11.433	+1.675	17:46:17.839
9	1:09.964	+0.206	17:47:27.803
10	1:10.296	+0.538	17:48:38.099
11	1:09.758		17:49:47.857
12	1:10.682	+0.924	17:50:58.539

Lap	Lap Tm	Diff	Time of Day
(144) Gavin Kilkey			
1	1:45.574	+39.337	17:38:29.715
2	1:16.011	+9.774	17:39:45.726

Lap	Lap Tm	Diff	Time of Day
3	1:09.150	+2.913	17:40:54.876
4	1:07.636	+1.399	17:42:02.512
5	1:08.995	+2.758	17:43:11.507
6	1:08.232	+1.995	17:44:19.739
7	1:08.538	+2.301	17:45:28.277
8	1:07.100	+0.863	17:46:35.377
9	1:08.092	+1.855	17:47:43.469
10	1:06.815	+0.578	17:48:50.284
11	1:06.237		17:49:56.521
12	1:07.186	+0.949	17:51:03.707

Lap	Lap Tm	Diff	Time of Day
(222) Joe Yates			
1	1:21.667	+7.280	17:38:07.685
2	1:14.619	+0.232	17:39:22.304
3	1:15.307	+0.920	17:40:37.611
4	1:15.770	+1.383	17:41:53.381
5	1:14.872	+0.485	17:43:08.253
6	1:14.720	+0.333	17:44:22.973
7	1:14.680	+0.293	17:45:37.653
8	1:14.976	+0.589	17:46:52.629
9	1:14.387		17:48:07.016
10	1:14.452	+0.065	17:49:21.468
11	1:15.333	+0.946	17:50:36.801

Lap	Lap Tm	Diff	Time of Day
(55) John Cardoo			
1	1:21.050	+6.833	17:38:06.207
2	1:15.011	+0.794	17:39:21.218
3	1:18.038	+3.821	17:40:39.256
4	1:15.431	+1.214	17:41:54.687
5	1:14.608	+0.391	17:43:09.295
6	1:14.654	+0.437	17:44:23.949
7	1:14.809	+0.592	17:45:38.758
8	1:14.793	+0.576	17:46:53.551
9	1:14.475	+0.258	17:48:08.026
10	1:14.836	+0.619	17:49:22.862
11	1:14.217		17:50:37.079

Lap	Lap Tm	Diff	Time of Day
(65) Stephen Conn			
1	1:24.078	+7.606	17:38:09.646
2	1:17.131	+0.659	17:39:26.777
3	1:17.567	+1.095	17:40:44.344
4	1:16.733	+0.261	17:42:01.077
5	1:17.792	+1.320	17:43:18.869
6	1:21.836	+5.364	17:44:40.705
7	1:16.472		17:45:57.177
8	1:21.641	+5.169	17:47:18.818
9	1:16.638	+0.166	17:48:35.456
10	1:18.572	+2.100	17:49:54.028
11	1:22.503	+6.031	17:51:16.531

Lap	Lap Tm	Diff	Time of Day
(2) Greer Wray			
1	1:26.567	+5.843	17:38:11.765
2	1:22.406	+1.682	17:39:34.171
3	1:22.028	+1.304	17:40:56.199
4	1:20.724		17:42:16.923
5	1:22.255	+1.531	17:43:39.178
6	1:21.908	+1.184	17:45:01.086
7	1:22.632	+1.908	17:46:23.718
8	1:22.026	+1.302	17:47:45.744
9	1:21.763	+1.039	17:49:07.507
10	1:21.220	+0.496	17:50:28.727

Lap	Lap Tm	Diff	Time of Day
(5) Pete Murray			
1	1:28.802	+5.613	17:38:15.350
2	1:36.123	+12.934	17:39:51.473
3	1:23.189		17:41:14.662
4	1:26.787	+3.598	17:42:41.449
5	1:23.493	+0.304	17:44:04.942
6	1:32.098	+8.909	17:45:37.040
7	1:30.470	+7.281	17:47:07.510
8	1:26.159	+2.970	17:48:33.669
9	1:29.904	+6.715	17:50:03.573
10	1:28.263	+5.074	17:51:31.836

Results provisional until the conclusion of judicial and technical matters

Orbits

Chief Timekeeper: D.Bradfield

Clerk of the Course: Chris Edwards

Live timing available at timing.rhwright.co.uk

www.mylaps.com

Licensed to: R.H.Wright Timing



Martin Donnelly Trophy Race Meeting

Sorted on best lap time

Mazda MX5/Ford Fiesta

Kirkistown 500 MRCI 1.512 miles

Qualifying (Q3)

30/09/2023 09:15

Qualifying started at 9:33:15

Pos	No.	Name	Make	Best Tm	Diff	In Lap	Best Speed	2nd Best	2nd Lap
Ford Fiesta									
1	1	Derek Graham	1.3 Ford Fiesta	1:16.730		3	70.937	1:17.112	2
2	27	Shane Rabbitt	1.3 Ford Fiesta	1:16.941	0.211	5	70.743	1:17.427	2
3	49	Michael Graham	1.3 Ford Fiesta	1:17.286	0.556	7	70.427	1:17.427	5
4	21	Megan Campbell	1.3 Ford Fiesta	1:17.738	1.008	6	70.017	1:17.969	5
5	28	Stephen Walker	1.3 Ford Fiesta	1:18.333	1.603	4	69.486	1:18.361	2
6	888	Paul Larkham	1.3 Ford Fiesta	1:18.845	2.115	5	69.034	1:19.719	2
7	29	Henry White	1.3 Ford Fiesta	1:19.140	2.410	7	68.777	1:19.928	6
8	26	Grace McCallion	1.3 Ford Fiesta	1:21.697	4.967	5	66.624	1:22.493	3
Mazda MX5									
1	22	David Cousins	1.8 Mazda MX5	1:08.884		7	79.017	1:09.017	6
2	14	Francis Allen	1.8 Mazda MX5	1:10.013	1.129	6	77.743	1:10.032	7
3	41	Mark Crawford	1.8 Mazda MX5	1:11.041	2.157	4	76.618	1:11.795	1
4	34	Damian Moran	1.8 Mazda MX5	1:11.055	2.171	2	76.603	1:11.145	5
5	42	Jim Kennedy	1.8 Mazda MX5	1:11.173	2.289	7	76.476	1:11.634	4
6	7	Gregory Radcliffe	1.8 Mazda MX5	1:12.309	3.425	5	75.274	1:12.438	3
7	311	Stuart Annesley	1.8 Mazda MX5	1:12.399	3.515	4	75.181	1:12.599	5
8	50	Robert McAllister	1.8 Mazda MX5	1:12.978	4.094	5	74.584	1:13.375	2
9	173	Andy Irwin	1.8 Mazda MX5	1:13.059	4.175	5	74.502	1:13.122	6

Results provisional until the conclusion of judicial and technical matters

Orbits

Chief Timekeeper: D.Bradfield

Clerk of the Course: Chris Edwards

Live timing available at timing.rhwright.co.uk

www.mylaps.com

Licensed to: R.H.Wright Timing

Printed: 30/09/2023 09:45:54



Martin Donnelly Trophy Race Meeting


Mazda MX5/Ford Fiesta

Kirkistown 500 MRCI 1.512 miles

Qualifying (Q3)

30/09/2023 09:15

Qualifying started at 9:33:15



Lap	Lap Tm	Diff	Time of Day
(22) David Cousins			
1	1:09.793	+0.909	9:36:26.656
2	1:10.600	+1.716	9:37:37.256
3	1:10.327	+1.443	9:38:47.583
4	1:09.999	+1.115	9:39:57.582
5	1:09.160	+0.276	9:41:06.742
6	1:09.017	+0.133	9:42:15.759
7	1:08.884		9:43:24.643
(14) Francis Allen			
1	1:11.413	+1.400	9:36:28.826
2	1:11.144	+1.131	9:37:39.970
3	1:10.116	+0.103	9:38:50.086
4	1:10.254	+0.241	9:40:00.340
5	1:10.620	+0.607	9:41:10.960
6	1:10.013		9:42:20.973
7	1:10.032	+0.019	9:43:31.005
(41) Mark Crawford			
1	1:11.795	+0.754	9:36:43.607
2	1:13.571	+2.530	9:37:57.178
3	1:20.802	+9.761	9:39:17.980
4	1:11.041		9:40:29.021
5	1:12.875	+1.834	9:41:41.896
6	1:15.818	+4.777	9:42:57.714
7	1:16.890	+5.849	9:44:14.604
(34) Damian Moran			
1	1:11.592	+0.537	9:36:23.574
2	1:11.055		9:37:34.629
3	1:11.342	+0.287	9:38:45.971
4	1:12.027	+0.972	9:39:57.998
5	1:11.145	+0.090	9:41:09.143
6	1:11.641	+0.586	9:42:20.784
7	1:11.443	+0.388	9:43:32.227
(42) Jim Kennedy			
1	1:13.991	+2.818	9:36:32.458
2	1:12.627	+1.454	9:37:45.085
3	1:12.645	+1.472	9:38:57.730
4	1:11.634	+0.461	9:40:09.364
5	1:12.441	+1.268	9:41:21.805
6	1:11.902	+0.729	9:42:33.707
7	1:11.173		9:43:44.880
(7) Gregory Radcliffe			
1	1:13.047	+0.738	9:36:43.319
2	1:12.981	+0.672	9:37:56.300
3	1:12.438	+0.129	9:39:08.738
4	1:12.623	+0.314	9:40:21.361
5	1:12.309		9:41:33.670
6	1:13.278	+0.969	9:42:46.948
7	1:41.130	+28.821	9:44:28.078
(311) Stuart Annesley			
1	1:12.710	+0.311	9:36:44.930
2	1:12.691	+0.292	9:37:57.621
3	1:13.168	+0.769	9:39:10.789
4	1:12.399		9:40:23.188
5	1:12.599	+0.200	9:41:35.787
6	1:14.188	+1.789	9:42:49.975
7	1:14.484	+2.085	9:44:04.459
(50) Robert McAllister			
1	1:14.841	+1.863	9:36:40.781
2	1:13.375	+0.397	9:37:54.156
3	1:13.505	+0.527	9:39:07.661
4	1:13.841	+0.863	9:40:21.502
5	1:12.978		9:41:34.480
6	1:14.277	+1.299	9:42:48.757
7	1:39.741	+26.763	9:44:28.498
(173) Andy Irwin			

Lap	Lap Tm	Diff	Time of Day
1	1:18.593	+5.534	9:36:30.609
2	1:14.111	+1.052	9:37:44.720
3	1:15.586	+2.527	9:39:00.306
4	1:13.897	+0.838	9:40:14.203
5	1:13.059		9:41:27.262
6	1:13.122	+0.063	9:42:40.384
7	1:13.142	+0.083	9:43:53.526
(1) Derek Graham			
1	1:21.265	+4.535	9:36:03.778
2	1:17.112	+0.382	9:37:20.890
3	1:16.730		9:38:37.620
4	1:17.687	+0.957	9:39:55.307
5	1:28.254	+11.524	9:41:23.561
6	1:28.207	+11.477	9:42:51.768
7	1:17.246	+0.516	9:44:09.014
(27) Shane Rabbitt			
1	1:17.809	+0.868	9:36:23.946
2	1:17.427	+0.486	9:37:41.373
3	1:17.807	+0.866	9:38:59.180
4	1:17.493	+0.552	9:40:16.673
5	1:16.941		9:41:33.614
6	1:28.969	+12.028	9:43:02.583
7	1:30.001	+13.060	9:44:32.584
(49) Michael Graham			
1	1:18.135	+0.849	9:36:07.896
2	1:17.703	+0.417	9:37:25.599
3	1:20.687	+3.401	9:38:46.286
4	1:20.384	+3.098	9:40:06.670
5	1:17.427	+0.141	9:41:24.097
6	1:28.355	+11.069	9:42:52.452
7	1:17.286		9:44:09.738
(21) Megan Campbell			
1	1:19.074	+1.336	9:36:07.132
2	1:18.111	+0.373	9:37:25.243
3	1:18.519	+0.781	9:38:43.762
4	1:20.002	+2.264	9:40:03.764
5	1:17.969	+0.231	9:41:21.733
6	1:17.738		9:42:39.471
7	1:18.553	+0.815	9:43:58.024
(28) Stephen Walker			
1	1:18.533	+0.200	9:36:15.656
2	1:18.361	+0.028	9:37:34.017
3	1:18.631	+0.298	9:38:52.648
4	1:18.333		9:40:10.981
5	1:18.445	+0.112	9:41:29.426
6	1:31.754	+13.421	9:43:01.180
7	1:20.289	+1.956	9:44:21.469
(888) Paul Larkham			
1	1:21.104	+2.269	9:36:14.365
2	1:19.719	+0.874	9:37:34.084
3	1:19.918	+1.073	9:38:54.002
4	1:19.720	+0.875	9:40:13.722
5	1:18.845		9:41:32.567
6	1:25.672	+6.827	9:42:58.239
7	1:21.322	+2.477	9:44:19.561
(29) Henry White			
1	1:20.751	+1.611	9:36:23.646
2	1:20.078	+0.938	9:37:43.724
3	1:20.500	+1.360	9:39:04.224
4	1:20.035	+0.895	9:40:24.259
5	1:19.976	+0.836	9:41:44.235
6	1:19.928	+0.788	9:43:04.163
7	1:19.140		9:44:23.303
(26) Grace McCallion			
1	1:23.062	+1.365	9:37:12.825
2	1:22.906	+1.209	9:38:35.731

Results provisional until the conclusion of judicial and technical matters

Orbits

Chief Timekeeper: D.Bradfield

Clerk of the Course: Chris Edwards

Live timing available at timing.rhwright.co.uk

www.mylaps.com

Licensed to: R.H.Wright Timing





Martin Donnelly Trophy Race Meeting

Mazda MX5/Ford Fiesta

Kirkistown 500 MRCI 1.512 miles

Race 1 (R3)

30/09/2023 12:00

Race (12:00 and 1 Laps) started at 12:07:11

10	28	26
	19	20
9	29	888
	17	18
8	27	21
	15	16
7	1	49
	13	14
6		12
	11	
5	22	
	9	10
4	311	173
	7	8
3	7	50
	5	6
2	42	41
	3	4
1	14	34
	1	2

POLE POSITION

Results provisional until the conclusion of judicial and technical matters

Orbits

Chief Timekeeper: D.Bradfield

Clerk of the Course: Chris Edwards

Live timing available at timing.rhwright.co.uk

www.mylaps.com

Licensed to: R.H.Wright Timing

Printed: 30/09/2023 12:12:32



R.H.Wright Timing

Martin Donnelly Trophy Race Meeting

Sorted on Laps

Mazda MX5/Ford Fiesta

Kirkistown 500 MRCI 1.512 miles

Race 1 (R3)

30/09/2023 12:00

Race (11:12 and 1 Laps) started at 12:07:11

Pos	No.	Name	Make	Laps	Total Tm	Best Tm	Best Speed	In Lap	Avg. Speed
Ford Fiesta									
1	27	Shane Rabbitt	1.3 Ford Fiesta	10	14:15.998	1:20.565	67.561	2	63.587
2	1	Derek Graham	1.3 Ford Fiesta	10	14:17.582	1:20.429	67.675	9	63.469
3	49	Michael Graham	1.3 Ford Fiesta	10	14:17.991	1:19.041	68.863	2	63.439
4	21	Megan Campbell	1.3 Ford Fiesta	10	14:18.945	1:20.007	68.032	2	63.369
5	29	Henry White	1.3 Ford Fiesta	10	14:25.802	1:19.186	68.737	2	62.867
6	28	Stephen Walker	1.3 Ford Fiesta	10	14:35.666	1:20.094	67.958	2	62.159
7	888	Paul Larkham	1.3 Ford Fiesta	10	14:36.299	1:19.863	68.154	2	62.114
8	26	Grace McCallion	1.3 Ford Fiesta	8	13:33.910	1:24.781	64.201	8	53.500
Mazda MX5									
1	14	Francis Allen	1.8 Mazda MX5	10	13:33.500	1:15.883	71.729	2	66.909
2	42	Mark Crawford	1.8 Mazda MX5	10	13:40.344	1:15.105	72.472	2	66.350
3	22	David Cousins	1.8 Mazda MX5	10	13:40.670	1:10.857	76.817	2	66.324
4	34	Damian Moran	1.8 Mazda MX5	10	13:41.657	1:15.754	71.851	2	66.244
5	311	Stuart Annesley	1.8 Mazda MX5	10	13:47.095	1:16.252	71.382	9	65.809
6	50	Robert McAllister	1.8 Mazda MX5	10	13:48.370	1:15.428	72.162	2	65.708
7	7	Gregory Radcliffe	1.8 Mazda MX5	10	13:48.780	1:14.947	72.625	2	65.675
8	173	Andy Irwin	1.8 Mazda MX5	10	13:58.455	1:17.009	70.680	2	64.917
Not classified									
DNF	41	Jim Kenendy	1.8 Mazda MX5	1	1:21.527	1:17.726	70.028	1	66.763

Announcements

Race Red Flagged on lap 2 - Restarted with grid based on lap 1 (Q12.15.2)

Margin of Victory	Avg. Speed	Best Lap Tm	Best Speed	Best Lap by
6.844	66.909	1:10.857	76.817	22 - David Cousins

Results provisional until the conclusion of judicial and technical matters

Orbits

Chief Timekeeper: D.Bradfield

Clerk of the Course: Chris Edwards

Live timing available at timing.rhwright.co.uk

www.mylaps.com

Licensed to: R.H.Wright Timing

Printed: 30/09/2023 12:36:03



Martin Donnelly Trophy Race Meeting

Mazda MX5/Ford Fiesta

Kirkistown 500 MRCI 1.512 miles

Race 1 (R3)

30/09/2023 12:00

Race (11:12 and 1 Laps) started at 12:07:11

Lap	Lap Tm	Diff	Time of Day
(14) Francis Allen			
1	1:16.165	+0.282	12:08:30.132
2	1:15.883		12:09:46.015
2	3:15.531	+1:59.648	12:24:14.636
3	1:23.101	+7.219	12:25:37.738
4	1:16.821	+0.938	12:26:54.559
5	1:17.188	+1.305	12:28:11.747
6	1:16.743	+0.860	12:29:28.490
7	1:17.089	+1.206	12:30:45.579
8	1:16.577	+0.694	12:32:02.156
9	1:16.107	+0.224	12:33:18.263
10	1:16.172	+0.289	12:34:34.435
(42) Mark Crawford			
1	1:17.992	+2.887	12:08:32.687
2	1:15.105		12:09:47.792
2	3:14.292	+1:59.187	12:24:15.377
3	1:23.544	+8.439	12:25:38.921
4	1:18.322	+3.217	12:26:57.243
5	1:17.846	+2.741	12:28:15.089
6	1:17.106	+2.001	12:29:32.195
7	1:17.919	+2.814	12:30:50.114
8	1:17.262	+2.157	12:32:07.376
9	1:16.072	+0.967	12:33:23.448
10	1:17.831	+2.726	12:34:41.279
(22) David Cousins			
1	1:36.790	+25.933	12:08:50.896
2	1:10.857		12:10:01.753
2	3:12.812	+2:01.955	12:24:16.961
3	1:25.650	+14.793	12:25:42.611
4	1:18.949	+8.092	12:27:01.560
5	1:18.306	+7.449	12:28:19.866
6	1:17.914	+7.057	12:29:37.780
7	1:16.618	+5.761	12:30:54.398
8	1:15.639	+4.782	12:32:10.037
9	1:15.491	+4.634	12:33:25.528
10	1:16.077	+5.220	12:34:41.605
(34) Damian Moran			
1	1:16.539	+0.785	12:08:31.443
2	1:15.754		12:09:47.197
2	3:14.429	+1:58.675	12:24:14.530
3	1:23.718	+7.964	12:25:38.248
4	1:18.531	+2.777	12:26:56.779
5	1:17.760	+2.006	12:28:14.539
6	1:19.553	+3.799	12:29:34.092
7	1:17.646	+1.892	12:30:51.738
8	1:17.275	+1.521	12:32:09.013
9	1:16.549	+0.795	12:33:25.562
10	1:17.030	+1.276	12:34:42.592
(311) Stuart Annesley			
1	1:20.069	+3.817	12:08:35.835
2	1:16.605	+0.353	12:09:52.440
2	3:13.273	+1:57.021	12:24:16.467
3	1:25.674	+9.422	12:25:42.141
4	1:17.762	+1.510	12:26:59.903
5	1:20.337	+4.085	12:28:20.240
6	1:19.013	+2.761	12:29:39.253
7	1:18.547	+2.295	12:30:57.800
8	1:17.625	+1.373	12:32:15.425
9	1:16.252		12:33:31.677
10	1:16.353	+0.101	12:34:48.030
(50) Robert McAllister			
1	1:19.751	+4.323	12:08:35.648
2	1:15.428		12:09:51.076
2	3:13.939	+1:58.511	12:24:15.954
3	1:25.037	+9.609	12:25:40.991
4	1:18.576	+3.148	12:26:59.567
5	1:19.281	+3.853	12:28:18.848
6	1:19.781	+4.353	12:29:38.629

Lap	Lap Tm	Diff	Time of Day
(7) Gregory Radcliffe			
1	1:20.122	+5.175	12:08:35.180
2	1:14.947		12:09:50.127
2	3:14.270	+1:59.323	12:24:15.794
3	1:26.514	+11.567	12:25:42.308
4	1:20.053	+5.106	12:27:02.361
5	1:20.034	+5.087	12:28:22.395
6	1:19.262	+4.315	12:29:41.657
7	1:18.475	+3.528	12:31:00.132
8	1:17.332	+2.385	12:32:17.464
9	1:16.522	+1.575	12:33:33.986
10	1:15.729	+0.782	12:34:49.715
(173) Andy Irwin			
1	1:23.650	+6.641	12:08:40.171
2	1:17.009		12:09:57.180
2	3:13.353	+1:56.344	12:24:16.416
3	1:27.248	+10.239	12:25:43.664
4	1:20.371	+3.362	12:27:04.035
5	1:20.521	+3.512	12:28:24.556
6	1:19.758	+2.749	12:29:44.314
7	1:20.115	+3.106	12:31:04.429
8	1:19.861	+2.852	12:32:24.290
9	1:17.941	+0.932	12:33:42.231
10	1:17.159	+0.150	12:34:59.390
(27) Shane Rabbit			
1	1:22.573	+2.008	12:08:40.223
2	1:20.565		12:10:00.788
2	3:11.333	+1:50.768	12:24:18.698
3	1:27.390	+6.825	12:25:46.088
4	1:22.584	+2.019	12:27:08.672
5	1:22.199	+1.634	12:28:30.871
6	1:22.035	+1.470	12:29:52.906
7	1:21.356	+0.791	12:31:14.262
8	1:21.466	+0.901	12:32:35.728
9	1:20.635	+0.070	12:33:56.363
10	1:20.570	+0.005	12:35:16.933
(1) Derek Graham			
1	1:21.860	+1.431	12:08:39.326
2	1:20.958	+0.529	12:10:00.284
2	3:12.276	+1:51.847	12:24:18.261
3	1:27.842	+7.413	12:25:46.103
4	1:23.384	+2.955	12:27:09.487
5	1:21.330	+0.901	12:28:30.817
6	1:21.769	+1.340	12:29:52.586
7	1:24.461	+4.032	12:31:17.047
8	1:20.513	+0.084	12:32:37.560
9	1:20.429		12:33:57.989
10	1:20.528	+0.099	12:35:18.517
(49) Michael Graham			
1	1:21.401	+2.360	12:08:39.358
2	1:19.041		12:09:58.399
2	3:11.785	+1:52.744	12:24:18.206
3	1:27.596	+8.555	12:25:45.802
4	1:26.826	+7.785	12:27:12.628
5	1:21.858	+2.817	12:28:34.486
6	1:21.903	+2.862	12:29:56.389
7	1:21.504	+2.463	12:31:17.893
8	1:20.806	+1.765	12:32:38.699
9	1:20.196	+1.155	12:33:58.895
10	1:20.031	+0.990	12:35:18.926
(21) Megan Campbell			
1	1:23.155	+3.148	12:08:41.492
2	1:20.007		12:10:01.499
2	3:09.860	+1:49.853	12:24:18.669

Lap	Lap Tm	Diff	Time of Day
(29) Henry White			
1	1:23.731	+4.545	12:08:43.041
2	1:19.186		12:10:02.227
2	3:08.286	+1:49.100	12:24:19.266
3	1:27.916	+8.730	12:25:47.182
4	1:23.697	+4.511	12:27:10.879
5	1:23.004	+3.818	12:28:33.883
6	1:23.661	+4.475	12:29:57.544
7	1:22.299	+3.113	12:31:19.843
8	1:22.883	+3.697	12:32:42.726
9	1:21.634	+2.448	12:34:04.360
10	1:22.377	+3.191	12:35:26.737
(28) Stephen Walker			
1	1:25.187	+5.093	12:08:43.844
2	1:20.094		12:10:03.938
2	3:07.384	+1:47.290	12:24:19.969
3	1:27.732	+7.638	12:25:47.701
4	1:28.673	+8.579	12:27:16.374
5	1:23.348	+3.254	12:28:39.722
6	1:23.866	+3.772	12:30:03.588
7	1:22.946	+2.852	12:31:26.534
8	1:22.007	+1.913	12:32:48.541
9	1:26.092	+5.998	12:34:14.633
10	1:21.968	+1.874	12:35:36.601
(888) Paul Larkham			
1	1:24.452	+4.589	12:08:43.254
2	1:19.863		12:10:03.117
2	3:07.696	+1:47.833	12:24:19.178
3	1:28.826	+8.963	12:25:48.004
4	1:23.701	+3.838	12:27:11.705
5	1:23.324	+3.461	12:28:35.029
6	1:28.601	+8.738	12:30:03.630
7	1:23.882	+4.019	12:31:27.512
8	1:22.645	+2.782	12:32:50.157
9	1:24.736	+4.873	12:34:14.893
10	1:22.341	+2.478	12:35:37.234
(26) Grace McCallion			
p1	17:05.121	15:40.340	12:24:24.867
2	1:32.456	+7.675	12:25:57.323
3	1:26.206	+1.425	12:27:23.529
4	1:26.128	+1.347	12:28:49.657
5	1:26.531	+1.750	12:30:16.188
6	1:26.322	+1.541	12:31:42.510
7	1:27.554	+2.773	12:33:10.064
8	1:24.781		12:34:34.845
(41) Jim Kenendy			
1	1:17.726		12:08:33.161

Results provisional until the conclusion of judicial and technical matters

Orbits

Chief Timekeeper: D.Bradfield

Clerk of the Course: Chris Edwards

Live timing available at timing.rhwright.co.uk

www.mylaps.com

Licensed to: R.H.Wright Timing



Martin Donnelly Trophy Race Meeting

Mazda MX5/Ford Fiesta

Kirkistown 500 MRCI 1.512 miles

Race 2 (R13)

30/09/2023 16:50

Race (12:00 and 1 Laps)

11	29	26
	21	22
10	28	888
	19	20
9	49	21
	17	18
8	1	27
	15	16
7		14
	13	
6		12
	11	
5	41	
	9	10
4	42	14
	7	8
3	34	22
	5	6
2	50	311
	3	4
1	173	7
	1	2

POLE POSITION

Results provisional until the conclusion of judicial and technical matters

Orbits

Chief Timekeeper: D.Bradfield

Clerk of the Course: Chris Edwards

Live timing available at timing.rhwright.co.uk

www.mylaps.com

Licensed to: R.H.Wright Timing

Printed: 30/09/2023 12:39:58



R.H.Wright Timing

Martin Donnelly Trophy Race Meeting

Sorted on Laps

Mazda MX5/Ford Fiesta

Kirkistown 500 MRCI 1.512 miles

Race 2 (R13)

30/09/2023 16:50

Race (12:00 and 1 Laps) started at 16:51:12

Pos	No.	Name	Make	Laps	Total Tm	Best Tm	Best Speed	In Lap	Avg. Speed
Ford Fiesta									
1	27	Shane Rabbitt	1.3 Ford Fiesta	10	14:00.149	1:21.970	66.403	7	64.786
2	1	Derek Graham	1.3 Ford Fiesta	10	14:00.295	1:22.206	66.212	7	64.775
3	49	Michael Graham	1.3 Ford Fiesta	10	14:06.581	1:22.861	65.689	8	64.294
4	28	Stephen Walker	1.3 Ford Fiesta	10	14:20.141	1:24.343	64.534	9	63.281
5	21	Megan Campbell	1.3 Ford Fiesta	10	14:24.499	1:23.155	65.456	8	62.962
6	29	Henry White	1.3 Ford Fiesta	10	14:25.210	1:24.147	64.685	9	62.910
7	888	Paul Larkham	1.3 Ford Fiesta	10	14:26.258	1:24.727	64.242	9	62.834
8	26	Grace McCallion	1.3 Ford Fiesta	9	13:37.920	1:26.852	62.670	9	59.892
Mazda MX5									
1	22	David Cousins	1.8 Mazda MX5	10	13:22.137	1:18.079	69.712	4	67.856
2	14	Francis Allen	1.8 Mazda MX5	10	13:22.485	1:17.178	70.526	8	67.827
3	34	Damian Moran	1.8 Mazda MX5	10	13:35.522	1:19.540	68.431	3	66.743
4	311	Stuart Annesley	1.8 Mazda MX5	10	13:37.418	1:19.360	68.586	9	66.588
5	42	Mark Crawford	1.8 Mazda MX5	10	13:45.935	1:19.504	68.462	9	65.901
6	50	Robert McAllister	1.8 Mazda MX5	10	14:14.160	1:20.802	67.362	9	63.724
Not classified									
DNF	7	Gregory Radcliffe	1.8 Mazda MX5	9	12:18.892	1:19.601	68.379	9	66.298
DNS	173	Andy Irwin	1.8 Mazda MX5				-	0	-
DNS	41	Jim Kennedy	1.8 Mazda MX5				-	0	-

Margin of Victory	Avg. Speed	Best Lap Tm	Best Speed	Best Lap by
0.348	67.856	1:17.178	70.526	14 - Francis Allen

Results provisional until the conclusion of judicial and technical matters

Orbits

Chief Timekeeper: D.Bradfield

Clerk of the Course: Chris Edwards

Live timing available at timing.rhwright.co.uk

www.mylaps.com

Licensed to: R.H.Wright Timing

Printed: 30/09/2023 17:06:12



Martin Donnelly Trophy Race Meeting

Mazda MX5/Ford Fiesta

Kirkistown 500 MRCI 1.512 miles

Race 2 (R13)

30/09/2023 16:50

Race (12:00 and 1 Laps) started at 16:51:12

Lap	Lap Tm	Diff	Time of Day
(22) David Cousins			
1	1:26.856	+8.777	16:52:43.087
2	1:21.225	+3.146	16:54:04.312
3	1:18.659	+0.580	16:55:22.971
4	1:18.079		16:56:41.050
5	1:20.216	+2.137	16:58:01.266
6	1:19.072	+0.993	16:59:20.338
7	1:18.322	+0.243	17:00:38.660
8	1:18.303	+0.224	17:01:56.963
9	1:18.753	+0.674	17:03:15.716
10	1:18.475	+0.396	17:04:34.191
(14) Francis Allen			
1	1:27.051	+9.873	16:52:43.495
2	1:23.002	+5.824	16:54:06.497
3	1:19.825	+2.647	16:55:26.322
4	1:18.857	+1.679	16:56:45.179
5	1:18.121	+0.943	16:58:03.300
6	1:19.861	+2.683	16:59:23.161
7	1:17.319	+0.141	17:00:40.480
8	1:17.178		17:01:57.658
9	1:19.427	+2.249	17:03:17.085
10	1:17.454	+0.276	17:04:34.539
(34) Damian Moran			
1	1:25.732	+6.192	16:52:41.009
2	1:19.917	+0.377	16:54:00.926
3	1:19.540		16:55:20.466
4	1:19.803	+0.263	16:56:40.269
5	1:21.341	+1.801	16:58:01.610
6	1:21.841	+2.301	16:59:23.451
7	1:21.362	+1.822	17:00:44.813
8	1:20.733	+1.193	17:02:05.546
9	1:20.667	+1.127	17:03:26.213
10	1:21.363	+1.823	17:04:47.576
(311) Stuart Annesley			
1	1:27.369	+8.009	16:52:42.833
2	1:23.256	+3.896	16:54:06.089
3	1:22.058	+2.698	16:55:28.147
4	1:20.431	+1.071	16:56:48.578
5	1:20.201	+0.841	16:58:08.779
6	1:21.374	+2.014	16:59:30.153
7	1:20.221	+0.861	17:00:50.374
8	1:19.764	+0.404	17:02:10.138
9	1:19.360		17:03:29.498
10	1:19.974	+0.614	17:04:49.472
(42) Mark Crawford			
1	1:26.312	+6.808	16:52:42.310
2	1:20.950	+1.446	16:54:03.260
3	1:29.830	+10.326	16:55:33.090
4	1:21.402	+1.898	16:56:54.492
5	1:20.413	+0.909	16:58:14.905
6	1:20.876	+1.372	16:59:35.781
7	1:19.940	+0.436	17:00:55.721
8	1:20.392	+0.888	17:02:16.113
9	1:19.504		17:03:35.617
10	1:22.372	+2.868	17:04:57.989
(27) Shane Rabbitt			
1	1:28.627	+6.657	16:52:46.479
2	1:24.181	+2.211	16:54:10.660
3	1:23.418	+1.448	16:55:34.078
4	1:22.689	+0.719	16:56:56.767
5	1:22.998	+1.028	16:58:19.765
6	1:22.166	+0.196	16:59:41.931
7	1:21.970		17:01:03.901
8	1:23.188	+1.218	17:02:27.089
9	1:22.291	+0.321	17:03:49.380
10	1:22.823	+0.853	17:05:12.203
(1) Derek Graham			

Lap	Lap Tm	Diff	Time of Day
1	1:28.573	+6.367	16:52:46.578
2	1:23.163	+0.957	16:54:09.741
3	1:23.319	+1.113	16:55:33.060
4	1:23.487	+1.281	16:56:56.547
5	1:22.634	+0.428	16:58:19.181
6	1:22.527	+0.321	16:59:41.708
7	1:22.206		17:01:03.914
8	1:23.026	+0.820	17:02:26.940
9	1:22.457	+0.251	17:03:49.397
10	1:22.952	+0.746	17:05:12.349
(49) Michael Graham			
1	1:29.444	+6.583	16:52:47.848
2	1:24.348	+1.487	16:54:12.196
3	1:23.611	+0.750	16:55:35.807
4	1:23.213	+0.352	16:56:59.020
5	1:23.561	+0.700	16:58:22.581
6	1:23.641	+0.780	16:59:46.222
7	1:23.139	+0.278	17:01:09.361
8	1:22.861		17:02:32.222
9	1:23.231	+0.370	17:03:55.453
10	1:23.182	+0.321	17:05:18.635
(50) Robert McAllister			
1	1:30.416	+9.614	16:52:45.296
2	1:44.418	+23.616	16:54:29.714
3	1:22.337	+1.535	16:55:52.051
4	1:24.069	+3.267	16:57:16.120
5	1:21.935	+1.133	16:58:38.055
6	1:21.462	+0.660	16:59:59.517
7	1:21.222	+0.420	17:01:20.739
8	1:21.231	+0.429	17:02:41.970
9	1:20.802		17:04:02.772
10	1:23.442	+2.640	17:05:26.214
(28) Stephen Walker			
1	1:30.321	+5.978	16:52:49.225
2	1:24.942	+0.599	16:54:14.167
3	1:26.067	+1.724	16:55:40.234
4	1:24.649	+0.306	16:57:04.883
5	1:24.980	+0.637	16:58:29.863
6	1:24.401	+0.058	16:59:54.264
7	1:24.464	+0.121	17:01:18.728
8	1:24.684	+0.341	17:02:43.412
9	1:24.343		17:04:07.755
10	1:24.440	+0.097	17:05:32.195
(21) Megan Campbell			
1	1:30.029	+6.874	16:52:48.373
2	1:23.461	+0.306	16:54:11.834
3	1:23.695	+0.540	16:55:35.529
4	1:39.552	+16.397	16:57:15.081
5	1:23.661	+0.506	16:58:38.742
6	1:23.479	+0.324	17:00:02.221
7	1:24.243	+1.088	17:01:26.464
8	1:23.155		17:02:49.619
9	1:23.348	+0.193	17:04:12.967
10	1:23.586	+0.431	17:05:36.553
(29) Henry White			
1	1:31.358	+7.211	16:52:50.984
2	1:26.161	+2.014	16:54:17.145
3	1:25.196	+1.049	16:55:42.341
4	1:25.208	+1.061	16:57:07.549
5	1:25.464	+1.317	16:58:33.013
6	1:24.891	+0.744	16:59:57.904
7	1:25.848	+1.701	17:01:23.752
8	1:24.204	+0.057	17:02:47.956
9	1:24.147		17:04:12.103
10	1:25.161	+1.014	17:05:37.264
(888) Paul Larkham			
1	1:31.172	+6.445	16:52:50.149
2	1:25.519	+0.792	16:54:15.668

Lap	Lap Tm	Diff	Time of Day
3	1:25.946	+1.219	16:55:41.614
4	1:25.198	+0.471	16:57:06.812
5	1:25.215	+0.488	16:58:32.027
6	1:24.871	+0.144	16:59:56.898
7	1:25.360	+0.633	17:01:22.258
8	1:24.990	+0.263	17:02:47.248
9	1:24.727		17:04:11.975
10	1:26.337	+1.610	17:05:38.312
(26) Grace McCallion			
1	1:34.496	+7.644	16:52:53.784
2	1:28.962	+2.110	16:54:22.746
3	1:28.529	+1.677	16:55:51.275
4	1:28.630	+1.778	16:57:19.905
5	1:37.729	+10.877	16:58:57.634
6	1:27.719	+0.867	17:00:25.353
7	1:28.500	+1.648	17:01:53.853
8	1:29.269	+2.417	17:03:23.122
9	1:26.852		17:04:49.974
(7) Gregory Radcliffe			
1	1:26.595	+6.994	16:52:40.989
2	1:24.137	+4.536	16:54:05.126
3	1:21.619	+2.018	16:55:26.745
4	1:21.183	+1.582	16:56:47.928
5	1:20.827	+1.226	16:58:08.755
6	1:22.707	+3.106	16:59:31.462
7	1:20.267	+0.666	17:00:51.729
8	1:19.616	+0.015	17:02:11.345
9	1:19.601		17:03:30.946

Results provisional until the conclusion of judicial and technical matters

Orbits

Chief Timekeeper: D.Bradfield

Clerk of the Course: Chris Edwards

Live timing available at timing.rhwright.co.uk

www.mylaps.com

Licensed to: R.H.Wright Timing





R.H.Wright Timing

Martin Donnelly Trophy Race Meeting

Sorted on best lap time

Mini Coopers

Kirkistown 500 MRCI 1.512 miles

Qualifying (Q5)

30/09/2023 09:45

Qualifying started at 10:02:37

Pos	No.	Name	Make	Best Tm	Diff	In Lap	Best Speed	2nd Best	2nd Lap
1	4	Johnny Titterington	1.6 BMW Mini	1:12.970		7	74.593	1:12.998	5
2	28	Peter Bennett	1.6 BMW Mini	1:13.181	0.211	6	74.378	1:13.240	5
3	96	Darren Gilmore	1.6 BMW Mini	1:13.282	0.312	4	74.275	1:13.691	3
4	55	Mark Stewart	1.6 BMW Mini	1:13.528	0.558	7	74.026	1:13.878	5
5	11	Paul Stewart	1.6 BMW Mini	1:13.770	0.800	5	73.784	1:13.778	7
6	77	Jack Conachy	1.6 BMW Mini	1:13.840	0.870	4	73.714	1:13.886	3
7	98	Craig Gilmore	1.6 BMW Mini	1:13.992	1.022	2	73.562	1:14.369	3
8	260	Wayne Owens	1.6 BMW Mini	1:13.993	1.023	4	73.561	1:14.213	5
9	17	Noel Conachy	1.6 BMW Mini	1:14.323	1.353	4	73.235	1:14.505	7
10	35	Ryan Hogg	1.6 BMW Mini	1:14.481	1.511	3	73.079	1:14.487	1
11	52	Alan Sweetman	1.6 BMW Mini	1:15.208	2.238	4	72.373	1:15.271	5
12	65	Jack Irvine	1.6 BMW Mini	1:15.466	2.496	5	72.125	1:15.513	4

Results provisional until the conclusion of judicial and technical matters

Orbits

Chief Timekeeper: D.Bradfield

Clerk of the Course: Chris Edwards

Live timing available at timing.rhwright.co.uk

www.mylaps.com

Licensed to: R.H.Wright Timing

Printed: 30/09/2023 10:15:34



Martin Donnelly Trophy Race Meeting

Mini Coopers

Kirkistown 500 MRCI 1.512 miles


Qualifying (Q5)

30/09/2023 09:45

Qualifying started at 10:02:37

Lap	Lap Tm	Diff	Time of Day
(4) Johnny Titterington			
1	1:14.255	+1.285	10:05:32.019
2	1:13.699	+0.729	10:06:45.718
3	1:13.606	+0.636	10:07:59.324
4	1:13.196	+0.226	10:09:12.520
5	1:12.998	+0.028	10:10:25.518
6	1:13.372	+0.402	10:11:38.890
7	1:12.970		10:12:51.860
(28) Peter Bennett			
1	1:13.423	+0.242	10:05:26.888
2	1:13.734	+0.553	10:06:40.622
3	1:15.051	+1.870	10:07:55.673
4	1:14.506	+1.325	10:09:10.179
5	1:13.240	+0.059	10:10:23.419
6	1:13.181		10:11:36.600
7	1:14.861	+1.680	10:12:51.461
(96) Darren Gilmore			
1	1:13.939	+0.657	10:05:28.393
2	1:13.884	+0.602	10:06:42.277
3	1:13.691	+0.409	10:07:55.968
4	1:13.282		10:09:09.250
5	1:13.708	+0.426	10:10:22.958
(55) Mark Stewart			
1	1:14.216	+0.688	10:05:24.131
2	1:14.036	+0.508	10:06:38.167
3	1:14.036	+0.508	10:07:52.203
4	1:13.941	+0.413	10:09:06.144
5	1:13.878	+0.350	10:10:20.022
6	1:14.782	+1.254	10:11:34.804
7	1:13.528		10:12:48.332
(11) Paul Stewart			
1	1:14.112	+0.342	10:05:23.128
2	1:14.421	+0.651	10:06:37.549
3	1:14.357	+0.587	10:07:51.906
4	1:13.956	+0.186	10:09:05.862
5	1:13.770		10:10:19.632
6	1:14.267	+0.497	10:11:33.899
7	1:13.778	+0.008	10:12:47.677
(77) Jack Conachy			
1	1:16.697	+2.857	10:05:48.363
2	1:14.422	+0.582	10:07:02.785
3	1:13.886	+0.046	10:08:16.671
4	1:13.840		10:09:30.511
5	1:17.356	+3.516	10:10:47.867
6	1:14.080	+0.240	10:12:01.947
7	1:14.070	+0.230	10:13:16.017
(98) Craig Gilmore			
1	1:14.434	+0.442	10:05:32.695
2	1:13.992		10:06:46.687
3	1:14.369	+0.377	10:08:01.056
4	1:14.694	+0.702	10:09:15.750
5	1:14.755	+0.763	10:10:30.505
6	1:17.598	+3.606	10:11:48.103
7	1:14.542	+0.550	10:13:02.645
(260) Wayne Owens			
1	1:14.591	+0.598	10:05:14.785
2	1:14.637	+0.644	10:06:29.422
3	1:14.382	+0.389	10:07:43.804
4	1:13.993		10:08:57.797
5	1:14.213	+0.220	10:10:12.010
(17) Noel Conachy			
1	1:16.603	+1.280	10:05:46.694
2	1:14.556	+0.233	10:07:01.250
3	1:14.562	+0.239	10:08:15.812
4	1:14.323		10:09:30.135

Lap	Lap Tm	Diff	Time of Day
5	1:16.018	+1.695	10:10:46.153
6	1:15.147	+0.824	10:12:01.300
7	1:14.505	+0.182	10:13:15.805
(35) Ryan Hogg			
1	1:14.487	+0.006	10:05:34.522
2	1:14.539	+0.058	10:06:49.061
3	1:14.481		10:08:03.542
4	1:14.637	+0.156	10:09:18.179
5	1:14.610	+0.129	10:10:32.789
6	1:14.709	+0.228	10:11:47.498
7	1:14.769	+0.288	10:13:02.267
(52) Alan Sweetman			
1	1:16.249	+1.041	10:05:53.001
2	1:15.282	+0.074	10:07:08.283
3	1:16.501	+1.293	10:08:24.784
4	1:15.208		10:09:39.992
5	1:15.271	+0.063	10:10:55.263
6	1:16.861	+1.653	10:12:12.124
7	1:15.415	+0.207	10:13:27.539
(65) Jack Irvine			
1	1:15.995	+0.529	10:05:52.139
2	1:15.579	+0.113	10:07:07.718
3	1:15.554	+0.088	10:08:23.272
4	1:15.513	+0.047	10:09:38.785
5	1:15.466		10:10:54.251
6	1:17.750	+2.284	10:12:12.001
7	1:16.152	+0.686	10:13:28.153



Results provisional until the conclusion of judicial and technical matters

Orbits

Chief Timekeeper: D.Bradfield

Clerk of the Course: Chris Edwards

Live timing available at timing.rhwright.co.uk

www.mylaps.com

Licensed to: R.H.Wright Timing

Printed: 01/10/2023 08:49:04



Martin Donnelly Trophy Race Meeting


Mini Coopers

Kirkistown 500 MRCI 1.512 miles

Race 1 (R5)

30/09/2023 13:00

Race (12:00 and 1 Laps)



6	52	65
	11	12
5	17	35
	9	10
4	98	260
	7	8
3	11	77
	5	6
2	96	55
	3	4
1	4	28
	1	2

POLE POSITION



Results provisional until the conclusion of judicial and technical matters

Orbits

Chief Timekeeper: D.Bradfield

Clerk of the Course: Chris Edwards

Live timing available at timing.rhwright.co.uk

www.mylaps.com

Licensed to: R.H.Wright Timing

Printed: 30/09/2023 10:14:46



Martin Donnelly Trophy Race Meeting

Sorted on Laps

Mini Coopers

Kirkistown 500 MRCI 1.512 miles

Race 1 (R5)

30/09/2023 13:00

Race (12:00 and 1 Laps) started at 13:06:51

Pos	No.	Name	Make	Laps	Total Tm	Best Tm	Best Speed	In Lap	Avg. Speed
1	96	Darren Gilmore	1.6 BMW Mini	10	13:50.034	1:18.624	69.228	10	65.576
2	4	Johnny Titterington	1.6 BMW Mini	10	13:50.535	1:18.993	68.905	4	65.536
3	28	Peter Bennett	1.6 BMW Mini	10	13:51.216	1:19.455	68.504	4	65.483
4	7	Jack Conachy	1.6 BMW Mini	10	13:54.053	1:18.195	69.608	4	65.260
5	55	Mark Stewart	1.6 BMW Mini	10	13:55.948	1:19.373	68.575	4	65.112
6	65	Jack Irvine	1.6 BMW Mini	10	13:57.427	1:19.997	68.040	5	64.997
7	17	Noel Conachy	1.6 BMW Mini	10	13:57.565	1:19.531	68.439	4	64.986
8	98	Craig Gilmore	1.6 BMW Mini	10	13:57.641	1:20.109	67.945	8	64.980
9	260	Wayne Owens	1.6 BMW Mini	10	13:59.009	1:19.592	68.387	9	64.874
10	35	Ryan Hogg	1.6 BMW Mini	10	13:59.167	1:19.844	68.171	8	64.862
11	52	Alan Sweetman	1.6 BMW Mini	10	14:09.888	1:21.629	66.680	5	64.044
Not classified									
DNF	11	Paul Stewart	1.6 BMW Mini	3	4:20.883	1:20.153	67.908	3	62.592

Margin of Victory

Avg. Speed

Best Lap Tm

Best Speed

Best Lap by

0.501

65.576

1:18.195

69.608

7 - Jack Conachy

Results provisional until the conclusion of judicial and technical matters

Orbits

Chief Timekeeper: D.Bradfield

Clerk of the Course: Chris Edwards

Live timing available at timing.rhwright.co.uk

www.mylaps.com

Printed: 30/09/2023 13:21:17

Licensed to: R.H.Wright Timing



Martin Donnelly Trophy Race Meeting


Mini Coopers

Kirkistown 500 MRCI 1.512 miles

Race 1 (R5)

30/09/2023 13:00

Race (12:00 and 1 Laps) started at 13:06:51



Lap	Lap Tm	Diff	Time of Day
(96) Darren Gilmore			
1	1:27.859	+9.235	13:08:22.957
2	1:20.343	+1.719	13:09:43.300
3	1:18.667	+0.043	13:11:01.967
4	1:18.802	+0.178	13:12:20.769
5	1:19.058	+0.434	13:13:39.827
6	1:44.440	+25.816	13:15:24.267
7	1:19.950	+1.326	13:16:44.217
8	1:19.667	+1.043	13:18:03.884
9	1:19.326	+0.702	13:19:23.210
10	1:18.624		13:20:41.834
(4) Johnny Titterton			
1	1:26.699	+7.706	13:08:21.202
2	1:19.715	+0.722	13:09:40.917
3	1:19.671	+0.678	13:11:00.588
4	1:18.993		13:12:19.581
5	1:19.408	+0.415	13:13:38.989
6	1:45.191	+26.198	13:15:24.180
7	1:19.134	+0.141	13:16:43.314
8	1:19.231	+0.238	13:18:02.545
9	1:19.374	+0.381	13:19:21.919
10	1:20.416	+1.423	13:20:42.335
(28) Peter Bennett			
1	1:25.557	+6.102	13:08:19.771
2	1:19.535	+0.080	13:09:39.306
3	1:19.826	+0.371	13:10:59.132
4	1:19.455		13:12:18.587
5	1:19.950	+0.495	13:13:38.537
6	1:45.351	+25.896	13:15:23.888
7	1:20.066	+0.611	13:16:43.954
8	1:19.812	+0.357	13:18:03.766
9	1:19.591	+0.136	13:19:23.357
10	1:19.659	+0.204	13:20:43.016
(7) Jack Conachy			
1	1:25.893	+7.698	13:08:21.725
2	1:22.183	+3.988	13:09:43.908
3	1:20.093	+1.898	13:11:04.001
4	1:18.195		13:12:22.196
5	1:23.649	+5.454	13:13:45.845
6	1:40.175	+21.980	13:15:26.020
7	1:19.623	+1.428	13:16:45.643
8	1:20.274	+2.079	13:18:05.917
9	1:19.583	+1.388	13:19:25.500
10	1:20.353	+2.158	13:20:45.853
(55) Mark Stewart			
1	1:27.948	+8.575	13:08:22.927
2	1:20.680	+1.307	13:09:43.607
3	1:19.780	+0.407	13:11:03.387
4	1:19.373		13:12:22.760
5	1:19.801	+0.428	13:13:42.561
6	1:42.949	+23.576	13:15:25.510
7	1:21.591	+2.218	13:16:47.101
8	1:20.572	+1.199	13:18:07.673
9	1:20.381	+1.008	13:19:28.054
10	1:19.694	+0.321	13:20:47.748
(65) Jack Irvine			
1	1:25.465	+5.468	13:08:22.640
2	1:20.678	+0.681	13:09:43.318
3	1:20.097	+0.100	13:11:03.415
4	1:20.234	+0.237	13:12:23.649
5	1:19.997		13:13:43.646
6	1:42.099	+22.102	13:15:25.745
7	1:20.584	+0.587	13:16:46.329
8	1:20.705	+0.708	13:18:07.034
9	1:21.276	+1.279	13:19:28.310
10	1:20.917	+0.920	13:20:49.227
(17) Noel Conachy			

Lap	Lap Tm	Diff	Time of Day
1	1:27.605	+8.074	13:08:24.947
2	1:20.226	+0.695	13:09:45.173
3	1:20.447	+0.916	13:11:05.620
4	1:19.531		13:12:25.151
5	1:21.478	+1.947	13:13:46.629
6	1:40.257	+20.726	13:15:26.886
7	1:20.122	+0.591	13:16:47.008
8	1:20.265	+0.734	13:18:07.273
9	1:21.236	+1.705	13:19:28.509
10	1:20.856	+1.325	13:20:49.365
(98) Craig Gilmore			
1	1:28.723	+8.614	13:08:24.826
2	1:22.237	+2.128	13:09:47.063
3	1:21.099	+0.990	13:11:08.162
4	1:20.444	+0.335	13:12:28.606
5	1:21.126	+1.017	13:13:49.732
6	1:37.326	+17.217	13:15:27.058
7	1:20.877	+0.768	13:16:47.935
8	1:20.109		13:18:08.044
9	1:20.642	+0.533	13:19:28.686
10	1:20.755	+0.646	13:20:49.441
(260) Wayne Owens			
1	1:28.798	+9.206	13:08:25.555
2	1:22.049	+2.457	13:09:47.604
3	1:23.084	+3.492	13:11:10.688
4	1:21.202	+1.610	13:12:31.890
5	1:20.965	+1.373	13:13:52.855
6	1:36.058	+16.466	13:15:28.913
7	1:20.468	+0.876	13:16:49.381
8	1:20.900	+1.308	13:18:10.281
9	1:19.592		13:19:29.873
10	1:20.936	+1.344	13:20:50.809
(35) Ryan Hogg			
1	1:28.621	+8.777	13:08:25.542
2	1:21.961	+2.117	13:09:47.503
3	1:20.864	+1.020	13:11:08.367
4	1:22.104	+2.260	13:12:30.471
5	1:21.431	+1.587	13:13:51.902
6	1:35.982	+16.138	13:15:27.884
7	1:20.853	+1.009	13:16:48.737
8	1:19.844		13:18:08.581
9	1:20.805	+0.961	13:19:29.386
10	1:21.581	+1.737	13:20:50.967
(52) Alan Sweetman			
1	1:28.130	+6.501	13:08:26.007
2	1:22.962	+1.333	13:09:48.969
3	1:22.225	+0.596	13:11:11.194
4	1:21.784	+0.155	13:12:32.978
5	1:21.629		13:13:54.607
6	1:36.320	+14.691	13:15:30.927
7	1:21.975	+0.346	13:16:52.902
8	1:21.700	+0.071	13:18:14.602
9	1:22.484	+0.855	13:19:37.086
10	1:24.602	+2.973	13:21:01.688
(11) Paul Stewart			
1	1:28.349	+8.196	13:08:32.218
2	1:20.312	+0.159	13:09:52.530
3	1:20.153		13:11:12.683

Results provisional until the conclusion of judicial and technical matters

Orbits

Chief Timekeeper: D.Bradfield

Clerk of the Course: Chris Edwards

Live timing available at timing.rhwright.co.uk

www.mylaps.com

Licensed to: R.H.Wright Timing





Martin Donnelly Trophy Race Meeting


Mini Coopers

Kirkistown 500 MRCI 1.512 miles

Race 2 (R10)

30/09/2023 15:30

Race (12:00 and 1 Laps)



6	52	65
	11	12
5	35	17
	9	10
4	260	98
	7	8
3	55	77
	5	6
2	96	11
	3	4
1	4	28
	1	2

POLE POSITION



Results provisional until the conclusion of judicial and technical matters

Orbits

Chief Timekeeper: D.Bradfield

Clerk of the Course: Chris Edwards

Live timing available at timing.rhwright.co.uk

www.mylaps.com

Licensed to: R.H.Wright Timing

Printed: 30/09/2023 10:15:20



R.H.Wright Timing

Martin Donnelly Trophy Race Meeting

Sorted on Laps

Mini Coopers

Kirkistown 500 MRCI 1.512 miles

Race 2 (R10)

30/09/2023 15:30

Race (12:00 and 1 Laps) started at 15:37:28

Pos	No.	Name	Make	Laps	Total Tm	Best Tm	Best Speed	In Lap	Avg. Speed
1	4	Johnny Titterington	1.6 BMW Mini	10	13:27.519	1:18.160	69.639	6	67.404
2	28	Peter Bennett	1.6 BMW Mini	10	13:28.546	1:19.017	68.884	10	67.319
3	96	Darren Gilmore	1.6 BMW Mini	10	13:30.396	1:18.819	69.057	8	67.165
4	65	Jack Irvine	1.6 BMW Mini	10	13:42.595	1:20.280	67.800	9	66.169
5	7	Jack Conachy	1.6 BMW Mini	10	13:46.641	1:20.366	67.728	5	65.845
6	98	Craig Gilmore	1.6 BMW Mini	10	13:47.332	1:20.849	67.323	9	65.790
7	260	Wayne Owens	1.6 BMW Mini	10	13:48.784	1:20.572	67.555	9	65.675
8	11	Paul Stewart	1.6 BMW Mini	10	13:51.373	1:18.624	69.228	8	65.470
9	52	Alan Sweetman	1.6 BMW Mini	10	13:59.753	1:21.440	66.835	5	64.817
10	17	Noel Conachy	1.6 BMW Mini	10	14:00.995	1:21.462	66.817	7	64.721
Not classified									
DNF	55	Mark Stewart	1.6 BMW Mini	1	1:35.969	1:31.795	59.295	1	56.716
DNS	35	Ryan Hogg	1.6 BMW Mini				-	0	-

Margin of Victory

Avg. Speed

Best Lap Tm

Best Speed

Best Lap by

1.027

67.404

1:18.160

69.639

4 - Johnny Titterington

Results provisional until the conclusion of judicial and technical matters

Orbits

Chief Timekeeper: D.Bradfield

Clerk of the Course: Chris Edwards

Live timing available at timing.rhwright.co.uk

www.mylaps.com

Licensed to: R.H.Wright Timing

Printed: 30/09/2023 15:52:11



Martin Donnelly Trophy Race Meeting


Mini Coopers

Kirkistown 500 MRCI 1.512 miles

Race 2 (R10)

30/09/2023 15:30

Race (12:00 and 1 Laps) started at 15:37:28



Lap	Lap Tm	Diff	Time of Day
(4) Johnny Titterington			
1	1:31.209	+13.049	15:39:02.224
2	1:20.616	+2.456	15:40:22.840
3	1:19.978	+1.818	15:41:42.818
4	1:19.294	+1.134	15:43:02.112
5	1:18.591	+0.431	15:44:20.703
6	1:18.160		15:45:38.863
7	1:18.664	+0.504	15:46:57.527
8	1:19.191	+1.031	15:48:16.718
9	1:20.214	+2.054	15:49:36.932
10	1:18.907	+0.747	15:50:55.839
(28) Peter Bennett			
1	1:27.320	+8.303	15:38:57.932
2	1:20.558	+1.541	15:40:18.490
3	1:20.027	+1.010	15:41:38.517
4	1:19.770	+0.753	15:42:58.287
5	1:19.761	+0.744	15:44:18.048
6	1:19.296	+0.279	15:45:37.344
7	1:19.494	+0.477	15:46:56.838
8	1:19.564	+0.547	15:48:16.402
9	1:21.447	+2.430	15:49:37.849
10	1:19.017		15:50:56.866
(96) Darren Gilmore			
1	1:27.725	+8.906	15:38:59.332
2	1:20.802	+1.983	15:40:20.134
3	1:21.900	+3.081	15:41:42.034
4	1:19.083	+0.264	15:43:01.117
5	1:19.078	+0.259	15:44:20.195
6	1:19.530	+0.711	15:45:39.725
7	1:19.076	+0.257	15:46:58.801
8	1:18.819		15:48:17.620
9	1:19.524	+0.705	15:49:37.144
10	1:21.572	+2.753	15:50:58.716
(65) Jack Irvine			
1	1:27.422	+7.142	15:39:01.268
2	1:21.276	+0.996	15:40:22.544
3	1:22.403	+2.123	15:41:44.947
4	1:21.558	+1.278	15:43:06.505
5	1:21.216	+0.936	15:44:27.721
6	1:20.755	+0.475	15:45:48.476
7	1:20.651	+0.371	15:47:09.127
8	1:20.322	+0.042	15:48:29.449
9	1:20.280		15:49:49.729
10	1:21.186	+0.906	15:51:10.915
(7) Jack Conachy			
1	1:26.281	+5.915	15:38:58.538
2	1:21.560	+1.194	15:40:20.098
3	1:30.303	+9.937	15:41:50.401
4	1:20.507	+0.141	15:43:10.908
5	1:20.366		15:44:31.274
6	1:21.015	+0.649	15:45:52.289
7	1:20.660	+0.294	15:47:12.949
8	1:20.625	+0.259	15:48:33.574
9	1:20.408	+0.042	15:49:53.982
10	1:20.979	+0.613	15:51:14.961
(98) Craig Gilmore			
1	1:30.178	+9.329	15:39:02.944
2	1:23.071	+2.222	15:40:26.015
3	1:21.759	+0.910	15:41:47.774
4	1:21.426	+0.577	15:43:09.200
5	1:21.003	+0.154	15:44:30.203
6	1:21.154	+0.305	15:45:51.357
7	1:21.309	+0.460	15:47:12.666
8	1:21.269	+0.420	15:48:33.935
9	1:20.849		15:49:54.784
10	1:20.868	+0.019	15:51:15.652
(260) Wayne Owens			

Lap	Lap Tm	Diff	Time of Day
1	1:28.076	+7.504	15:39:02.056
2	1:21.896	+1.324	15:40:23.952
3	1:22.563	+1.991	15:41:46.515
4	1:21.390	+0.818	15:43:07.905
5	1:20.886	+0.314	15:44:28.791
6	1:21.994	+1.422	15:45:50.785
7	1:21.353	+0.781	15:47:12.138
8	1:20.923	+0.351	15:48:33.061
9	1:20.572		15:49:53.633
10	1:23.471	+2.899	15:51:17.104
(11) Paul Stewart			
1	1:30.354	+11.730	15:39:02.292
2	1:21.883	+3.259	15:40:24.175
3	1:22.574	+3.950	15:41:46.749
4	1:20.844	+2.220	15:43:07.593
5	1:21.472	+2.848	15:44:29.065
6	1:20.443	+1.819	15:45:49.508
7	1:19.238	+0.614	15:47:08.746
8	1:18.624		15:48:27.370
9	1:19.243	+0.619	15:49:46.613
10	1:33.080	+14.456	15:51:19.693
(52) Alan Sweetman			
1	1:30.850	+9.410	15:39:05.206
2	1:23.590	+2.150	15:40:28.796
3	1:23.614	+2.174	15:41:52.410
4	1:22.669	+1.229	15:43:15.079
5	1:21.440		15:44:36.519
6	1:22.622	+1.182	15:45:59.141
7	1:22.350	+0.910	15:47:21.491
8	1:22.191	+0.751	15:48:43.682
9	1:22.214	+0.774	15:50:05.896
10	1:22.177	+0.737	15:51:28.073
(17) Noel Conachy			
1	1:31.444	+9.982	15:39:04.977
2	1:23.068	+1.606	15:40:28.045
3	1:23.710	+2.248	15:41:51.755
4	1:23.891	+2.429	15:43:15.646
5	1:22.421	+0.959	15:44:38.067
6	1:21.912	+0.450	15:45:59.979
7	1:21.462		15:47:21.441
8	1:24.155	+2.693	15:48:45.596
9	1:21.778	+0.316	15:50:07.374
10	1:21.941	+0.479	15:51:29.315
(55) Mark Stewart			
1	1:31.795		15:39:04.289

Results provisional until the conclusion of judicial and technical matters

Orbits

Chief Timekeeper: D.Bradfield

Clerk of the Course: Chris Edwards

Live timing available at timing.rhwright.co.uk

www.mylaps.com

Licensed to: R.H.Wright Timing





Martin Donnelly Trophy Race Meeting

Sorted on best lap time

Roadsports/NI Sevens/Global Lights

Kirkistown 500 MRCI 1.512 miles

Qualifying (Q4)

30/09/2023 09:30

Qualifying started at 9:47:31

Pos	No.	Name	Make	Best Tm	Diff	In Lap	Best Speed	2nd Best	2nd Lap
Globals									
1	11	Cameron Fenton	0.6 Global GT	1:02.907		5	86.525	1:02.914	3
2	60	Jack Finlay	0.6 Global GT	1:02.965	0.058	5	86.445	1:03.462	7
3	27	Keith Rabbitt	0.6 Global GT	1:03.964	1.057	4	85.095	1:04.327	5
4	8	Peter Drennan	0.6 Global GT	1:04.104	1.197	6	84.909	1:04.180	8
5	43	James Thompson	0.6 Global GT	1:04.220	1.313	7	84.756	1:04.400	4
6	7	Richard Finlay	0.6 Global GT	1:04.268	1.361	4	84.693	1:04.557	5
7	17	Joe Christian	0.6 Global GT	1:04.651	1.744	6	84.191	1:05.430	8
8	2	Pat Murphy	0.6 Global GT	1:05.885	2.978	5	82.614	1:06.759	3
NI Sevens									
1	25	Graham Moore	1.0 GMS Honda	1:01.996		9	87.796	1:02.047	7
2	44	Richard Francis	1.0 Locost Honda	1:03.653	1.657	8	85.511	1:04.406	3
3	34	Mark Francis	1.0 Locost Honda	1:03.743	1.747	6	85.390	1:03.936	8
4	15	Paul Thompson	1.0 Striker Honda	1:03.832	1.836	7	85.271	1:03.984	5
5	50	Richard Morgan	1.0 Westfield Honda	1:04.880	2.884	3	83.894	1:05.490	4
6	26	Ethan Campbell	1.0 NI7 Honda	1:05.585	3.589	5	82.992	1:05.901	4
7	303	Brian Crawford	1.0 Vortex Honda	1:09.415	7.419	4	78.413	1:09.931	1
8	22	Allen Millar	1.0 GMS Honda			0	-		0
Roadsports C									
1	93	Steven Larkham	1.3 Radical PRO6	57.656		9	94.405	58.103	5
2	20	James Larkham	1.3 Radical PRO6	59.151	1.495	5	92.019	59.940	6
3	120	Michael Ward	1.3 Radical PRO6	1:00.008	2.352	5	90.705	1:00.565	7
4	31	Arnie Black	2.0 Crossle 37S	1:01.268	3.612	5	88.840	1:01.720	7
5	55	Bernard Foley	2.0 Crossle 42S	1:02.389	4.733	4	87.243	1:02.513	7
6	56	John Benson	2.0 Crossle 37S			0	-		0

Results provisional until the conclusion of judicial and technical matters

Orbits

Chief Timekeeper: D.Bradfield

Clerk of the Course: Chris Edwards

Live timing available at timing.rhwright.co.uk

www.mylaps.com

Licensed to: R.H.Wright Timing

Printed: 30/09/2023 09:59:14



Martin Donnelly Trophy Race Meeting

Roadsports/NI Sevens/Global Lights

Kirkistown 500 MRCI 1.512 miles

Qualifying (Q4)

30/09/2023 09:30

Qualifying started at 9:47:31

Lap	Lap Tm	Diff	Time of Day
(93) Steven Larkham			
1	1:04.424	+6.768	9:50:05.058
2	59.355	+1.699	9:51:04.413
3	58.536	+0.880	9:52:02.949
4	59.380	+1.724	9:53:02.329
5	58.103	+0.447	9:54:00.432
6	58.389	+0.733	9:54:58.821
7	58.555	+0.899	9:55:57.376
8	58.602	+0.946	9:56:55.978
9	57.656		9:57:53.634
(20) James Larkham			
1	1:25.501	+26.350	9:50:27.333
2	1:03.978	+4.827	9:51:31.311
3	1:01.741	+2.590	9:52:33.052
4	1:00.698	+1.547	9:53:33.750
5	59.451		9:54:32.901
6	59.940	+0.789	9:55:32.841
7	1:00.118	+0.967	9:56:32.959
8	1:00.989	+1.838	9:57:33.948
(120) Michael Ward			
1	1:03.966	+3.958	9:50:28.010
2	1:03.128	+3.120	9:51:31.138
3	1:02.432	+2.424	9:52:33.570
4	1:01.197	+1.189	9:53:34.767
5	1:00.008		9:54:34.775
6	1:01.289	+1.281	9:55:36.064
7	1:00.565	+0.557	9:56:36.629
8	1:02.137	+2.129	9:57:38.766
(31) Arnie Black			
1	1:05.501	+4.233	9:50:06.496
2	1:02.547	+1.279	9:51:09.043
3	1:02.263	+0.995	9:52:11.306
4	1:01.971	+0.703	9:53:13.277
5	1:01.268		9:54:14.545
6	1:01.773	+0.505	9:55:16.318
7	1:01.720	+0.452	9:56:18.038
8	1:02.955	+1.687	9:57:20.993
(25) Graham Moore			
1	1:04.166	+2.170	9:50:06.309
2	1:02.369	+0.373	9:51:08.678
3	1:02.506	+0.510	9:52:11.184
4	1:03.568	+1.572	9:53:14.752
5	1:02.140	+0.144	9:54:16.892
6	1:02.220	+0.224	9:55:19.112
7	1:02.047	+0.051	9:56:21.159
8	1:02.414	+0.418	9:57:23.573
9	1:01.996		9:58:25.569
(55) Bernard Foley			
1	1:07.738	+5.349	9:50:12.159
2	1:03.938	+1.549	9:51:16.097
3	1:03.165	+0.776	9:52:19.262
4	1:02.389		9:53:21.651
5	1:03.359	+0.970	9:54:25.010
6	1:02.777	+0.388	9:55:27.787
7	1:02.513	+0.124	9:56:30.300
8	1:02.977	+0.588	9:57:33.277
(11) Cameron Fenton			
1	1:11.462	+8.555	9:50:37.473
2	1:03.435	+0.528	9:51:40.908
3	1:02.914	+0.007	9:52:43.822
4	1:11.599	+8.692	9:53:55.421
5	1:02.907		9:54:58.328
6	1:03.124	+0.217	9:56:01.452
7	1:03.207	+0.300	9:57:04.659
8	1:02.984	+0.077	9:58:07.643
(60) Jack Finlay			

Lap	Lap Tm	Diff	Time of Day
(44) Richard Francis			
1	1:08.494	+4.841	9:50:30.691
2	1:04.571	+0.918	9:51:35.262
3	1:04.406	+0.753	9:52:39.668
4	1:05.151	+1.498	9:53:44.819
5	1:04.445	+0.792	9:54:49.264
6	1:04.527	+0.874	9:55:53.791
7	1:06.135	+2.482	9:56:59.926
8	1:03.653		9:58:03.579
(34) Mark Francis			
1	1:07.485	+3.742	9:50:29.306
2	1:05.812	+2.069	9:51:35.118
3	1:07.482	+3.739	9:52:42.600
4	1:04.882	+1.139	9:53:47.482
5	1:04.388	+0.645	9:54:51.870
6	1:03.743		9:55:55.613
7	1:03.995	+0.252	9:56:59.608
8	1:03.936	+0.193	9:58:03.544
(15) Paul Thompson			
1	1:06.312	+2.480	9:50:12.779
2	1:08.983	+5.151	9:51:21.762
3	1:04.039	+0.207	9:52:25.801
4	1:04.494	+0.662	9:53:30.295
5	1:03.984	+0.152	9:54:34.279
6	1:05.202	+1.370	9:55:39.481
7	1:03.832		9:56:43.313
8	1:04.494	+0.662	9:57:47.807
(27) Keith Rabbitt			
1	1:05.977	+2.013	9:50:57.037
2	1:05.532	+1.568	9:52:02.569
3	1:05.419	+1.455	9:53:07.988
4	1:03.964		9:54:11.952
5	1:04.327	+0.363	9:55:16.279
6	1:04.736	+0.772	9:56:21.015
7	1:04.606	+0.642	9:57:25.621
8	1:06.037	+2.073	9:58:31.658
(8) Peter Drennan			
1	1:04.589	+0.485	9:50:31.353
2	1:04.464	+0.360	9:51:35.817
3	1:06.230	+2.126	9:52:42.047
4	1:04.545	+0.441	9:53:46.592
5	1:05.254	+1.150	9:54:51.846
6	1:04.104		9:55:55.950
7	1:04.255	+0.151	9:57:00.205
8	1:04.180	+0.076	9:58:04.385
(43) James Thompson			
1	1:07.663	+3.443	9:50:55.688
2	1:05.543	+1.323	9:52:01.231
3	1:05.888	+1.668	9:53:07.119
4	1:04.400	+0.180	9:54:11.519
5	1:05.104	+0.884	9:55:16.623
6	1:05.698	+1.478	9:56:22.321
7	1:04.220		9:57:26.541
8	1:05.919	+1.699	9:58:32.460
(7) Richard Finlay			
1	1:06.365	+2.097	9:50:54.095
2	1:05.151	+0.883	9:51:59.246
3	1:04.641	+0.373	9:53:03.887
4	1:04.268		9:54:08.155

Lap	Lap Tm	Diff	Time of Day
(17) Joe Christian			
1	1:08.870	+4.219	9:50:39.571
2	1:06.939	+2.288	9:51:46.510
3	1:07.176	+2.525	9:52:53.686
4	1:06.009	+1.358	9:53:59.695
5	1:06.015	+1.364	9:55:05.710
6	1:04.651		9:56:10.361
7	1:08.575	+0.924	9:57:15.936
8	1:05.430	+0.779	9:58:21.366
(50) Richard Morgan			
1	5:11.485	+4:06.605	9:54:14.409
2	1:08.724	+3.844	9:55:23.133
3	1:04.880		9:56:28.013
4	1:05.490	+0.610	9:57:33.503
(26) Ethan Campbell			
1	1:07.850	+2.265	9:50:28.043
2	1:06.842	+1.257	9:51:34.885
3	1:07.158	+1.573	9:52:42.043
4	1:05.901	+0.316	9:53:47.944
5	1:05.585		9:54:53.529
6	1:05.918	+0.333	9:55:59.447
7	1:06.453	+0.868	9:57:05.900
8	1:06.110	+0.525	9:58:12.010
(2) Pat Murphy			
1	1:08.954	+3.069	9:51:04.762
2	1:07.884	+1.999	9:52:12.646
3	1:06.759	+0.874	9:53:19.405
4	1:08.196	+2.311	9:54:27.601
5	1:05.885		9:55:33.486
6	1:07.686	+1.801	9:56:41.172
7	1:06.898	+1.013	9:57:48.070
(303) Brian Crawford			
1	1:09.931	+0.516	9:50:15.654
2	1:10.342	+0.927	9:51:25.996
3	1:10.034	+0.619	9:52:36.030
4	1:09.415		9:53:45.445
5	1:11.711	+2.296	9:54:57.156
6	1:11.906	+2.491	9:56:09.062
7	1:10.886	+1.471	9:57:19.948
8	1:12.536	+3.121	9:58:32.484

Results provisional until the conclusion of judicial and technical matters

Orbits

Chief Timekeeper: D.Bradfield

Clerk of the Course: Chris Edwards

Live timing available at timing.rhwright.co.uk

www.mylaps.com

Licensed to: R.H.Wright Timing

Printed: 01/10/2023 08:50:00



Martin Donnelly Trophy Race Meeting

Roadsports/NI Sevens/Global Lights

Kirkistown 500 MRCI 1.512 miles

Race 1 (R4)


30/09/2023 12:30

Race (12:00 and 1 Laps)

13	17
	25
12	43
	23
11	27
	21
10	11
	19
9	17
8	15
7	22
	13
6	26
	11
5	15
	9
4	44
	7
3	25
	5
2	120
	3
1	93
	1

2
26
7
24
8
22
60
20
18
16
56
14
303
12
50
10
34
8
55
6
31
4
20
2

POLE POSITION



Results provisional until the conclusion of judicial and technical matters

Orbits

Chief Timekeeper: D.Bradfield

Clerk of the Course: Chris Edwards

Live timing available at timing.rhwright.co.uk

www.mylaps.com

Licensed to: R.H.Wright Timing

Printed: 30/09/2023 10:02:02



Martin Donnelly Trophy Race Meeting

Sorted on Laps

Roadsports/NI Sevens/Global Lights

Kirkistown 500 MRCI 1.512 miles

Race 1 (R4)

30/09/2023 12:30

Race (12:00 and 1 Laps) started at 12:43:38

Pos	No.	Name	Make	Laps	Total Tm	Best Tm	Best Speed	In Lap	Avg. Speed
Globals									
1	8	Peter Drennan	0.6 Global GT	12	15:02.312	1:11.389	76.245	6	72.388
2	2	Pat Murphy	0.6 Global GT	11	13:57.137	1:12.154	75.436	9	71.521
3	43	James Thompson	0.6 Global GT	11	14:00.553	1:11.541	76.083	9	71.231
4	27	Keith Rabbitt	0.6 Global GT	11	14:07.715	1:13.468	74.087	8	70.629
5	60	Jack Finlay	0.6 Global GT	11	14:16.182	1:11.294	76.346	5	69.930
6	7	Richard Finlay	0.6 Global GT	11	14:32.833	1:13.904	73.650	8	68.596
7	11	Cameron Fenton	0.6 Global GT	11	14:57.741	1:13.264	74.293	2	66.693
Not classified									
DNF	17	Joe Christian	0.6 Global GT	1	1:48.959	1:21.843	66.506	1	49.955
NI Sevens									
1	25	Graham Moore	1.0 GMS Honda	12	14:33.907	1:10.384	77.333	11	74.740
2	34	Mark Francis	1.0 Locost Honda	12	14:35.950	1:10.594	77.103	9	74.566
3	15	Paul Thompson	1.0 Striker Honda	12	14:36.835	1:11.083	76.573	11	74.491
4	44	Richard Francis	1.0 Locost Honda	12	14:42.125	1:11.482	76.145	10	74.044
5	26	Ethan Campbell	1.0 NI7 Honda	11	13:57.242	1:13.434	74.121	8	71.512
6	50	Richard Morgan	1.0 Westfield Honda	11	13:58.181	1:13.577	73.977	4	71.432
7	303	Brian Crawford	1.0 Vortex Honda	11	14:31.682	1:16.961	70.724	11	68.687
Not classified									
DNS	22	Allen Millar	1.0 GMS Honda				-	0	-
Roadsports C									
1	93	Steven Larkham	1.3 Radical PRO6	12	13:49.762	1:07.097	81.122	6	78.717
2	20	James Larkham	1.3 Radical PRO6	12	14:04.077	1:08.381	79.598	6	77.382
3	120	Michael Ward	1.3 Radical PRO6	12	14:33.698	1:08.863	79.041	11	74.758
4	55	Bernard Foley	2.0 Crossle 42S	11	14:17.809	1:12.422	75.157	10	69.798
Not classified									
DNF	31	Arnie Black	2.0 Crossle 37S	5	6:10.275	1:12.143	75.448	2	73.500
DNS	56	John Benson	2.0 Crossle 37S				-	0	-

Margin of Victory	Avg. Speed	Best Lap Tm	Best Speed	Best Lap by
14.315	78.717	1:07.097	81.122	93 - Steven Larkham

Results provisional until the conclusion of judicial and technical matters

Orbits

Chief Timekeeper: D.Bradfield

Clerk of the Course: Chris Edwards

Live timing available at timing.rhwright.co.uk

www.mylaps.com

Licensed to: R.H.Wright Timing

Printed: 30/09/2023 12:59:03



Martin Donnelly Trophy Race Meeting

Roadsports/NI Sevens/Global Lights

Kirkistown 500 MRCI 1.512 miles

Race 1 (R4)

30/09/2023 12:30

Race (12:00 and 1 Laps) started at 12:43:38

Lap	Lap Tm	Diff	Time of Day
(93) Steven Larkham			
1	1:14.588	+7.491	12:44:53.299
2	1:09.022	+1.925	12:46:02.321
3	1:10.622	+3.525	12:47:12.943
4	1:09.258	+2.161	12:48:22.201
5	1:09.716	+2.619	12:49:31.917
6	1:07.097		12:50:39.014
7	1:08.724	+1.627	12:51:47.738
8	1:08.046	+0.949	12:52:55.784
9	1:08.226	+1.129	12:54:04.010
10	1:07.305	+0.208	12:55:11.315
11	1:07.917	+0.820	12:56:19.232
12	1:09.241	+2.144	12:57:28.473
(20) James Larkham			
1	1:14.671	+6.290	12:44:53.597
2	1:09.315	+0.934	12:46:02.912
3	1:10.579	+2.198	12:47:13.491
4	1:09.823	+1.442	12:48:23.314
5	1:08.933	+0.552	12:49:32.247
6	1:08.381		12:50:40.628
7	1:09.148	+0.767	12:51:49.776
8	1:08.579	+0.198	12:52:58.355
9	1:10.511	+2.130	12:54:08.866
10	1:11.097	+2.716	12:55:19.963
11	1:10.577	+2.196	12:56:30.540
12	1:12.248	+3.867	12:57:42.788
(120) Michael Ward			
1	1:17.010	+8.147	12:44:56.009
2	1:11.608	+2.745	12:46:07.617
3	1:11.565	+2.702	12:47:19.182
4	1:10.390	+1.527	12:48:29.572
5	1:10.800	+1.937	12:49:40.372
6	1:28.797	+19.934	12:51:09.169
7	1:11.114	+2.251	12:52:20.283
8	1:10.390	+1.527	12:53:30.673
9	1:10.646	+1.783	12:54:41.319
10	1:10.198	+1.335	12:55:51.517
11	1:08.863		12:57:00.380
12	1:12.029	+3.166	12:58:12.409
(25) Graham Moore			
1	1:17.578	+7.194	12:44:57.073
2	1:12.461	+2.077	12:46:09.534
3	1:16.837	+6.453	12:47:26.371
4	1:12.981	+2.597	12:48:39.352
5	1:11.440	+1.056	12:49:50.792
6	1:13.669	+3.285	12:51:04.461
7	1:12.487	+2.103	12:52:16.948
8	1:11.423	+1.039	12:53:28.371
9	1:10.553	+0.169	12:54:38.924
10	1:10.648	+0.264	12:55:49.572
11	1:10.384		12:56:59.956
12	1:12.662	+2.278	12:58:12.618
(34) Mark Francis			
1	1:18.116	+7.522	12:44:58.931
2	1:13.194	+2.600	12:46:12.125
3	1:13.170	+2.576	12:47:25.295
4	1:13.004	+2.410	12:48:38.299
5	1:11.767	+1.173	12:49:50.066
6	1:14.167	+3.573	12:51:04.233
7	1:12.912	+2.318	12:52:17.145
8	1:11.843	+1.249	12:53:28.988
9	1:10.594		12:54:39.582
10	1:10.716	+0.122	12:55:50.298
11	1:10.800	+0.206	12:57:01.098
12	1:13.563	+2.969	12:58:14.661
(15) Paul Thompson			
1	1:17.180	+6.097	12:44:58.055
2	1:13.213	+2.130	12:46:11.268

Lap	Lap Tm	Diff	Time of Day
3	1:13.982	+2.899	12:47:25.250
4	1:13.929	+2.846	12:48:39.179
5	1:12.618	+1.535	12:49:51.797
6	1:13.337	+2.254	12:51:05.134
7	1:12.667	+1.584	12:52:17.801
8	1:11.456	+0.373	12:53:29.257
9	1:11.149	+0.066	12:54:40.406
10	1:11.919	+0.836	12:55:52.325
11	1:11.083		12:57:03.408
12	1:12.138	+1.055	12:58:15.546
(44) Richard Francis			
1	1:17.931	+6.449	12:44:57.962
2	1:12.965	+1.483	12:46:10.927
3	1:16.186	+4.704	12:47:27.113
4	1:13.133	+1.651	12:48:40.246
5	1:12.377	+0.895	12:49:52.623
6	1:13.245	+1.763	12:51:05.868
7	1:12.436	+0.954	12:52:18.304
8	1:11.918	+0.436	12:53:30.222
9	1:12.828	+1.346	12:54:43.050
10	1:11.482		12:55:54.532
11	1:13.808	+2.326	12:57:08.340
12	1:12.496	+1.014	12:58:20.836
(8) Peter Drennan			
1	1:14.723	+3.334	12:45:19.612
2	1:12.482	+1.093	12:46:32.094
3	1:11.716	+0.327	12:47:43.810
4	1:12.588	+1.199	12:48:56.398
5	1:11.719	+0.330	12:50:08.117
6	1:11.389		12:51:19.506
7	1:15.660	+4.271	12:52:35.166
8	1:12.280	+0.891	12:53:47.446
9	1:12.443	+1.054	12:54:59.889
10	1:12.875	+1.486	12:56:12.764
11	1:13.187	+1.798	12:57:25.951
12	1:15.072	+3.683	12:58:41.023
(2) Pat Murphy			
1	1:18.903	+6.749	12:45:24.562
2	1:14.760	+2.606	12:46:39.322
3	1:13.391	+1.237	12:47:52.713
4	1:12.851	+0.697	12:49:05.564
5	1:12.959	+0.805	12:50:18.523
6	1:13.856	+1.702	12:51:32.379
7	1:13.031	+0.877	12:52:45.410
8	1:13.008	+0.854	12:53:58.418
9	1:12.154		12:55:10.572
10	1:12.645	+0.491	12:56:23.217
11	1:12.631	+0.477	12:57:35.848
(26) Ethan Campbell			
1	1:19.873	+6.239	12:45:00.827
2	1:22.156	+8.722	12:46:22.983
3	1:15.593	+2.159	12:47:38.576
4	1:16.113	+2.679	12:48:54.689
5	1:16.909	+3.475	12:50:11.598
6	1:14.398	+0.964	12:51:25.996
7	1:15.210	+1.776	12:52:41.206
8	1:13.434		12:53:54.640
9	1:13.893	+0.459	12:55:08.533
10	1:13.747	+0.313	12:56:22.280
11	1:13.673	+0.239	12:57:35.953
(50) Richard Morgan			
1	1:18.025	+4.448	12:44:59.123
2	1:14.174	+0.597	12:46:13.297
3	1:17.986	+4.409	12:47:31.283
4	1:13.577		12:48:44.860
5	1:15.227	+1.650	12:50:00.087
6	1:13.913	+0.336	12:51:14.000
7	1:19.192	+5.615	12:52:33.192
8	1:15.216	+1.639	12:53:48.408

Lap	Lap Tm	Diff	Time of Day
9	1:14.176	+0.599	12:55:02.584
10	1:16.952	+3.375	12:56:19.536
11	1:17.356	+3.779	12:57:36.892
(43) James Thompson			
1	1:19.417	+7.876	12:45:24.579
2	1:15.929	+4.388	12:46:40.508
3	1:13.775	+2.234	12:47:54.283
4	1:14.531	+2.990	12:49:08.814
5	1:12.959	+1.418	12:50:21.773
6	1:13.015	+1.474	12:51:34.788
7	1:12.045	+0.504	12:52:46.833
8	1:13.233	+1.692	12:54:00.066
9	1:11.541		12:55:11.607
10	1:12.479	+0.938	12:56:24.086
11	1:15.178	+3.637	12:57:39.264
(27) Keith Rabbitt			
1	1:18.601	+5.133	12:45:23.501
2	1:15.106	+1.638	12:46:38.607
3	1:15.335	+1.867	12:47:53.942
4	1:14.422	+0.954	12:49:08.364
5	1:13.619	+0.151	12:50:21.983
6	1:14.792	+1.324	12:51:36.775
7	1:13.624	+0.156	12:52:50.399
8	1:13.468		12:54:03.867
9	1:13.582	+0.114	12:55:17.449
10	1:14.539	+1.071	12:56:31.988
11	1:14.438	+0.970	12:57:46.426
(60) Jack Finlay			
1	1:15.459	+4.165	12:45:20.280
2	1:13.060	+1.766	12:46:33.340
3	1:12.432	+1.138	12:47:45.772
4	1:12.266	+0.972	12:48:58.038
5	1:11.294		12:50:09.332
6	1:14.284	+2.990	12:51:23.616
7	1:19.357	+8.063	12:52:42.973
8	1:21.121	+9.827	12:54:04.094
9	1:16.121	+4.827	12:55:20.215
10	1:16.688	+5.394	12:56:36.903
11	1:17.990	+6.696	12:57:54.893
(55) Bernard Foley			
1	1:38.289	+25.867	12:45:18.581
2	1:31.278	+18.856	12:46:49.859
3	1:15.558	+3.136	12:48:05.417
4	1:15.110	+2.688	12:49:20.527
5	1:16.042	+3.620	12:50:36.569
6	1:14.564	+2.142	12:51:51.133
7	1:13.603	+1.181	12:53:04.736
8	1:12.857	+0.435	12:54:17.593
9	1:13.346	+0.924	12:55:30.939
10	1:12.422		12:56:43.361
11	1:13.159	+0.737	12:57:56.520
(303) Brian Crawford			
1	1:22.249	+5.288	12:45:04.430
2	1:18.166	+1.205	12:46:22.596
3	1:18.775	+1.814	12:47:41.371
4	1:19.109	+2.148	12:49:00.480
5	1:18.217	+1.256	12:50:18.697
6	1:19.782	+2.821	12:51:38.479
7	1:18.676	+1.715	12:52:57.155
8	1:18.934	+1.973	12:54:16.089
9	1:18.629	+1.668	12:55:34.718
10	1:18.714	+1.753	12:56:53.432
11	1:16.961		12:58:10.393
(7) Richard Finlay			
1	1:18.896	+4.992	12:45:24.067
2	1:15.882	+1.978	12:46:39.949
3	1:23.802	+9.898	12:48:03.751
4	1:15.030	+1.126	12:49:18.781

Results provisional until the conclusion of judicial and technical matters

Orbits

Chief Timekeeper: D.Bradfield

Clerk of the Course: Chris Edwards

Live timing available at timing.rhwright.co.uk

www.mylaps.com

Licensed to: R.H.Wright Timing





Martin Donnelly Trophy Race Meeting


Roadsports/NI Sevens/Global Lights

Kirkistown 500 MRCI 1.512 miles

Race 1 (R4)

30/09/2023 12:30

Race (12:00 and 1 Laps) started at 12:43:38



Lap	Lap Tm	Diff	Time of Day
5	1:19.387	+5.483	12:50:38.168
6	1:15.912	+2.008	12:51:54.080
7	1:14.351	+0.447	12:53:08.431
8	1:13.904		12:54:22.335
9	1:14.821	+0.917	12:55:37.156
10	1:19.864	+5.960	12:56:57.020
11	1:14.524	+0.620	12:58:11.544

(11) Cameron Fenton

1	1:14.932	+1.668	12:45:19.614
2	1:13.264		12:46:32.878
3	1:27.743	+14.479	12:48:00.621
4	1:18.029	+4.765	12:49:18.650
5	1:20.277	+7.013	12:50:38.927
6	1:19.277	+6.013	12:51:58.204
7	1:17.800	+4.536	12:53:16.004
8	1:18.229	+4.965	12:54:34.233
9	1:19.615	+6.351	12:55:53.848
10	1:20.952	+7.688	12:57:14.800
11	1:21.652	+8.388	12:58:36.452

(31) Arnie Black

1	1:16.800	+4.657	12:44:56.424
2	1:12.143		12:46:08.567
3	1:12.382	+0.239	12:47:20.949
4	1:14.494	+2.351	12:48:35.443
5	1:13.543	+1.400	12:49:48.986

(17) Joe Christian

1	1:21.843		12:45:27.670
---	----------	--	--------------

Lap	Lap Tm	Diff	Time of Day
-----	--------	------	-------------

Lap	Lap Tm	Diff	Time of Day
-----	--------	------	-------------



Martin Donnelly Trophy Race Meeting

Roadsports/NI Sevens/Global Lights

Kirkistown 500 MRCI 1.512 miles

Race 2 (R14)

30/09/2023 17:20

Race (12:00 and 1 Laps)

13	17	2
	25	26
12	43	7
	23	24
11	8	27
	21	22
10	11	60
	19	20
9		18
	17	
8		16
	15	56
7	22	
	13	14
6	26	303
	11	12
5	44	50
	9	10
4	34	15
	7	8
3	25	55
	5	6
2	120	31
	3	4
1	93	20
	1	2

POLE POSITION

Results provisional until the conclusion of judicial and technical matters

Orbits

Chief Timekeeper: D.Bradfield

Clerk of the Course: Chris Edwards

Live timing available at timing.rhwright.co.uk

www.mylaps.com

Licensed to: R.H.Wright Timing

Printed: 30/09/2023 10:03:24



Martin Donnelly Trophy Race Meeting

Sorted on Laps

Roadsports/NI Sevens/Global Lights

Kirkistown 500 MRCI 1.512 miles

Race 2 (R14)

30/09/2023 17:20

Race (12:00 and 1 Laps) started at 17:10:30

Pos	No.	Name	Make	Laps	Total Tm	Best Tm	Best Speed	In Lap	Avg. Speed
Globals									
1	11	Cameron Fenton	0.6 Global GT	11	13:28.227	1:09.038	78.841	7	74.080
2	8	Peter Drennan	0.6 Global GT	11	13:31.550	1:09.221	78.632	8	73.776
3	7	Richard Finlay	0.6 Global GT	11	13:53.857	1:11.752	75.859	7	71.803
4	2	Pat Murphy	0.6 Global GT	11	14:11.140	1:13.065	74.496	4	70.345
5	27	Keith Rabbitt	0.6 Global GT	11	14:13.670	1:09.710	78.081	3	70.136
6	60	Jack Finlay	0.6 Global GT	10	13:21.953	1:08.355	79.629	7	67.872
Not classified									
DNF	43	James Thompson	0.6 Global GT	1	1:52.180	1:13.695	73.859	1	48.520
NI Sevens									
1	25	Graham Moore	1.0 GMS Honda	11	13:07.996	1:09.525	78.289	10	75.982
2	34	Mark Francis	1.0 Locost Honda	11	13:44.304	1:13.371	74.185	11	72.635
3	15	Paul Thompson	1.0 Striker Honda	11	13:46.207	1:12.758	74.810	9	72.468
4	44	Richard Francis	1.0 Locost Honda	11	13:51.476	1:12.986	74.576	11	72.008
5	26	Ethan Campbell	1.0 NI7 Honda	11	14:06.666	1:15.154	72.425	6	70.716
6	50	Richard Morgan	1.0 Westfield Honda	11	14:06.836	1:14.864	72.705	7	70.702
7	303	Brian Crawford	1.0 Vortex Honda	10	13:42.159	1:20.279	67.801	10	66.204
Roadsports C									
1	93	Steven Larkham	1.3 Radical PRO6	12	13:04.260	1:02.690	86.824	11	83.284
2	120	Michael Ward	1.3 Radical PRO6	12	13:35.402	1:06.190	82.233	8	80.103
3	20	James Larkham	1.3 Radical PRO6	11	13:06.964	1:09.182	78.677	6	76.081
4	55	Bernard Foley	2.0 Crossle 42S	11	13:22.377	1:11.246	76.398	7	74.620
Not classified									
DNS	31	Arnie Black	2.0 Crossle 37S					0	

Margin of Victory	Avg. Speed	Best Lap Tm	Best Speed	Best Lap by
31.142	83.284	1:02.690	86.824	93 - Steven Larkham

Results provisional until the conclusion of judicial and technical matters

Orbits

Chief Timekeeper: D.Bradfield

Clerk of the Course: Chris Edwards

Live timing available at timing.rhwright.co.uk

www.mylaps.com

Licensed to: R.H.Wright Timing

Printed: 30/09/2023 17:25:01



Martin Donnelly Trophy Race Meeting


Roadsports/NI Sevens/Global Lights

Kirkistown 500 MRCI 1.512 miles

Race 2 (R14)

30/09/2023 17:20

Race (12:00 and 1 Laps) started at 17:10:30



Lap	Lap Tm	Diff	Time of Day
1	1:13.695		17:12:22.414

(43) James Thompson

Lap	Lap Tm	Diff	Time of Day
-----	--------	------	-------------

Lap	Lap Tm	Diff	Time of Day
-----	--------	------	-------------

Results provisional until the conclusion of judicial and technical matters

Orbits

Chief Timekeeper: D.Bradfield

Clerk of the Course: Chris Edwards

Live timing available at timing.rhwright.co.uk

www.mylaps.com

Licensed to: R.H.Wright Timing

Printed: 01/10/2023 08:50:31

Page 2/2



R.H.Wright Timing

500MRCI Superkart Race Meeting

Sorted on best lap time

Superkarts

Kirkistown 500 MRCI 1.512 miles

Qualifying (Q2)

30/09/2023 09:00

Qualifying started at 9:16:54

Pos	No.	Name	Make	Best Tm	Diff	In Lap	Best Speed	2nd Best	2nd Lap
1	43	Brian Jones	Anderson Maverick 3	55.642		7	97.822	55.794	6
2	53	Alan Crossen	Anderson Maverick	55.927	0.285	6	97.324	56.440	4
3	3	Liam Fox	Anderson Mavrick	59.443	3.801	3	91.567	1:07.434	2
4	77	Stephen McAdam	ANDERSON MAVERICK	59.502	3.860	6	91.476	59.990	5
5	12	Eoin Buckley	Anderson Maverick	59.784	4.142	2	91.045	1:02.145	1
6	72	Richard Dewart	Anderson Div 1	1:00.772	5.130	8	89.565	1:01.438	6
7	40	Aaron Newell	Anderson Maverick	1:00.855	5.213	4	89.442	1:01.084	5
8	42	Colm Byrne	Anderson Maverick	1:00.939	5.297	5	89.319	1:01.128	6
9	99	Stuart Coey	Anderson TM	1:02.244	6.602	6	87.447	1:02.413	4
10	19	Philip Mills	Anderson Maverick	1:04.139	8.497	6	84.863	1:04.247	4
11	51	Geoffrey Simms	F1 SuperKart	1:04.508	8.866	5	84.377	1:04.728	4
12	86	Eoin Ryan	Anderson 125 superkart	1:06.221	10.579	5	82.195	1:06.882	3
13	25	Noel Lindsay	SUPERKART 125 F1	1:07.178	11.536	5	81.024	1:07.232	4
14	17	Scott Greenaway	Anderson Maverick			0	-		0
15	28	Alan Witherow	Anderson Mirage			0	-		0
16	55	Ross Witherow	PVP 1			0	-		0
17	75	Micheal Curran	Anderson Maverick			0	-		0
18	83	Colin Menary	Anderson 250			0	-		0

Results provisional until the conclusion of judicial and technical matters

Orbits

Chief Timekeeper: D.Bradfield

Clerk of the Course: Chris Edwards

Live timing available at timing.rhwright.co.uk

www.mylaps.com

Licensed to: R.H.Wright Timing

Printed: 30/09/2023 09:32:58



500MRCI Superkart Race Meeting


Superkarts

Kirkistown 500 MRCI 1.512 miles

Qualifying (Q2)

30/09/2023 09:00

Qualifying started at 9:16:54



Lap	Lap Tm	Diff	Time of Day
(43) Brian Jones			
1	57.322	+1.680	9:19:11.494
2	58.125	+2.483	9:20:09.619
3	55.893	+0.251	9:21:05.512
4	56.204	+0.562	9:22:01.716
5	1:08.620	+12.978	9:23:10.336
6	55.794	+0.152	9:24:06.130
7	55.642		9:25:01.772
(53) Alan Crossen			
1	59.458	+3.531	9:19:44.759
2	59.010	+3.083	9:20:43.769
3	56.674	+0.747	9:21:40.443
4	56.440	+0.513	9:22:36.883
5	56.991	+1.064	9:23:33.874
6	55.927		9:24:29.801
(3) Liam Fox			
1	1:09.350	+9.907	9:19:38.065
2	1:07.434	+7.991	9:20:45.499
3	59.443		9:21:44.942
(77) Stephen McAdam			
1	1:03.259	+3.757	9:19:36.721
2	1:01.834	+2.332	9:20:38.555
3	1:00.375	+0.873	9:21:38.930
4	1:00.100	+0.598	9:22:39.030
5	59.990	+0.488	9:23:39.020
6	59.502		9:24:38.522
(12) Eoin Buckley			
1	1:02.145	+2.361	9:19:51.458
2	59.784		9:20:51.242
(72) Richard Dewart			
1	1:10.269	+9.497	9:20:15.874
2	1:05.011	+4.239	9:21:20.885
3	1:04.411	+3.639	9:22:25.296
4	1:02.062	+1.290	9:23:27.358
5	1:02.177	+1.405	9:24:29.535
6	1:01.438	+0.666	9:25:30.973
7	1:02.285	+1.513	9:26:33.258
8	1:00.772		9:27:34.030
(40) Aaron Newell			
1	1:13.052	+12.197	9:19:39.316
2	1:02.370	+1.515	9:20:41.686
3	1:01.524	+0.669	9:21:43.210
4	1:00.855		9:22:44.065
5	1:01.084	+0.229	9:23:45.149
(42) Colm Byrne			
1	1:04.802	+3.863	9:19:59.498
2	1:03.155	+2.216	9:21:02.653
3	1:01.757	+0.818	9:22:04.410
4	1:01.880	+0.941	9:23:06.290
5	1:00.939		9:24:07.229
6	1:01.128	+0.189	9:25:08.357
7	1:03.890	+2.951	9:26:12.247
(99) Stuart Coey			
1	1:03.623	+1.379	9:19:26.074
2	1:02.818	+0.574	9:20:28.892
3	1:02.683	+0.439	9:21:31.575
4	1:02.413	+0.169	9:22:33.988
5	1:02.426	+0.182	9:23:36.414
6	1:02.244		9:24:38.658
7	1:02.495	+0.251	9:25:41.153
8	1:02.553	+0.309	9:26:43.706
9	1:03.113	+0.869	9:27:46.819
(19) Philip Mills			
1	1:08.382	+4.243	9:19:42.924

Lap	Lap Tm	Diff	Time of Day
2	1:06.727	+2.588	9:20:49.651
3	1:04.449	+0.310	9:21:54.100
4	1:04.247	+0.108	9:22:58.347
5	1:04.776	+0.637	9:24:03.123
6	1:04.139		9:25:07.262
(51) Geoffrey Simms			
1	1:13.750	+9.242	9:20:17.020
2	1:06.087	+1.579	9:21:23.107
3	1:06.202	+1.694	9:22:29.309
4	1:04.728	+0.220	9:23:34.037
5	1:04.508		9:24:38.545
(86) Eoin Ryan			
1	1:12.606	+6.385	9:20:19.231
2	1:08.762	+2.541	9:21:27.993
3	1:06.882	+0.661	9:22:34.875
4	1:06.997	+0.776	9:23:41.872
5	1:06.221		9:24:48.093
(25) Noel Lindsay			
1	1:13.369	+6.191	9:20:17.488
2	1:08.553	+1.375	9:21:26.041
3	1:07.741	+0.563	9:22:33.782
4	1:07.232	+0.054	9:23:41.014
5	1:07.178		9:24:48.192
6	1:08.402	+1.224	9:25:56.594

Lap	Lap Tm	Diff	Time of Day
-----	--------	------	-------------

Results provisional until the conclusion of judicial and technical matters

Orbits

Chief Timekeeper: D.Bradfield

Clerk of the Course: Chris Edwards

Live timing available at timing.rhwright.co.uk

www.mylaps.com

Licensed to: R.H.Wright Timing



500MRCI Superkart Race Meeting

Superkarts

Kirkistown 500 MRCI 1.512 miles

Race 1 (R2)

30/09/2023 11:30

Race (8:00 and 1 Laps)

10	17
	19
9	86
	17
8	19
	15
7	40
	13
6	
	11
5	75
	9
4	42
	7
3	12
	5
2	3
	3
1	43
	1

28
20
25
18
51
16
99
14
12
83
10
55
8
72
6
77
4
53
2

POLE POSITION

Results provisional until the conclusion of judicial and technical matters

Orbits

Chief Timekeeper: D.Bradfield

Clerk of the Course: Chris Edwards

Live timing available at timing.rhwright.co.uk

www.mylaps.com

Licensed to: R.H.Wright Timing

Printed: 30/09/2023 10:48:26



500MRCI Superkart Race Meeting

Sorted on Laps

Superkarts

Kirkistown 500 MRCI 1.512 miles

Race 1 (R2)

30/09/2023 11:30

Race (8:00 and 1 Laps) started at 11:48:12

Pos	No.	Name	Make	Laps	Total Tm	Best Tm	Best Speed	In Lap	Avg. Speed
125 Superkarts									
1	99	Stuart Coey	Anderson TM	9	9:32.338	1:02.750	86.741	2	85.591
2	17	Scott Greenaway	Anderson Maverick	9	9:43.183	1:03.395	85.859	4	84.000
3	19	Philip Mills	Anderson Maverick	9	9:53.730	1:04.915	83.848	8	82.508
4	86	Eoin Ryan	Anderson 125 superkart	9	10:00.868	1:04.716	84.106	9	81.527
5	25	Noel Lindsay	SUPERKART 125 F1	9	10:04.216	1:06.097	82.349	4	81.076
Not classified									
DNF	40	Aaron Newell	Anderson Maverick	2	2:08.587	1:01.968	87.836	2	84.659
DNF	51	Geoffrey Simms	F1 SuperKart	1	1:13.549	1:09.192	78.665	1	74.005
250 Superkarts									
1	53	Alan Crossen	Anderson Maverick	10	9:28.849	55.683	97.750	3	95.685
2	3	Liam Fox	Anderson Mavrick	10	9:42.764	57.434	94.770	5	93.400
3	72	Richard Dewart	Anderson Div 1	10	9:53.080	58.103	93.679	3	91.775
4	55	Ross Witherow	PVP 1	10	9:55.437	57.126	95.281	6	91.412
5	12	Eoin Buckley	Anderson Maverick	10	9:58.961	58.731	92.677	3	90.874
Not classified									
DNF	77	Stephen McAdam	ANDERSON MAVERICK	8	8:00.930	58.980	92.286	4	90.542
DNF	83	Colin Menary	Anderson 250	4	3:59.912	57.857	94.077	3	90.750
DNF	43	Brian Jones	Anderson Maverick 3	3	2:49.883	55.826	97.500	3	96.119
DNF	42	Colm Byrne	Anderson Maverick	1	2:05.956		-	0	43.214

Margin of Victory	Avg. Speed	Best Lap Tm	Best Speed	Best Lap by
13.915	95.685	55.683	97.750	53 - Alan Crossen

Results provisional until the conclusion of judicial and technical matters

Orbits

Chief Timekeeper: D.Bradfield

Clerk of the Course: Chris Edwards

Live timing available at timing.rhwright.co.uk

www.mylaps.com

Licensed to: R.H.Wright Timing

Printed: 30/09/2023 11:59:14



500MRCI Superkart Race Meeting

Superkarts

Kirkistown 500 MRCI 1.512 miles


Race 1 (R2)

30/09/2023 11:30

Race (8:00 and 1 Laps) started at 11:48:12

Lap	Lap Tm	Diff	Time of Day
(53) Alan Crossen			
1	58.743	+3.060	11:49:10.961
2	56.033	+0.350	11:50:06.994
3	55.683		11:51:02.677
4	55.855	+0.172	11:51:58.532
5	56.682	+0.999	11:52:55.214
6	57.019	+1.336	11:53:52.233
7	58.304	+2.621	11:54:50.537
8	56.787	+1.104	11:55:47.324
9	56.788	+1.105	11:56:44.112
10	56.948	+1.265	11:57:41.060
(3) Liam Fox			
1	1:00.345	+2.911	11:49:12.787
2	57.766	+0.332	11:50:10.553
3	57.849	+0.415	11:51:08.402
4	57.662	+0.228	11:52:06.064
5	57.434		11:53:03.498
6	57.649	+0.215	11:54:01.147
7	58.463	+1.029	11:54:59.610
8	59.038	+1.604	11:55:58.648
9	58.102	+0.668	11:56:56.750
10	58.225	+0.791	11:57:54.975
(72) Richard Dewart			
1	1:01.497	+3.394	11:49:14.139
2	59.023	+0.920	11:50:13.162
3	58.103		11:51:11.265
4	58.907	+0.804	11:52:10.172
5	58.860	+0.757	11:53:09.032
6	59.033	+0.930	11:54:08.065
7	59.123	+1.020	11:55:07.188
8	58.762	+0.659	11:56:05.950
9	1:00.080	+1.977	11:57:06.030
10	59.261	+1.158	11:58:05.291
(55) Ross Witherow			
1	59.700	+2.574	11:49:21.996
2	58.667	+1.541	11:50:20.663
3	58.763	+1.637	11:51:19.426
4	57.989	+0.863	11:52:17.415
5	59.048	+1.922	11:53:16.463
6	57.126		11:54:13.589
7	59.139	+2.013	11:55:12.728
8	58.768	+1.642	11:56:11.496
9	58.139	+1.013	11:57:09.635
10	58.013	+0.887	11:58:07.648
(12) Eoin Buckley			
1	1:01.697	+2.966	11:49:14.480
2	59.808	+1.077	11:50:14.288
3	58.731		11:51:13.019
4	1:00.464	+1.733	11:52:13.483
5	59.805	+1.074	11:53:13.288
6	59.437	+0.706	11:54:12.725
7	59.409	+0.678	11:55:12.134
8	59.616	+0.885	11:56:11.750
9	59.568	+0.837	11:57:11.318
10	59.854	+1.123	11:58:11.172
(99) Stuart Coey			
1	1:04.063	+1.313	11:49:19.983
2	1:02.750		11:50:22.733
3	1:02.913	+0.163	11:51:25.646
4	1:02.923	+0.173	11:52:28.569
5	1:02.960	+0.210	11:53:31.529
6	1:03.026	+0.276	11:54:34.555
7	1:03.153	+0.403	11:55:37.708
8	1:03.389	+0.639	11:56:41.097
9	1:03.452	+0.702	11:57:44.549
(17) Scott Greenaway			
1	1:06.823	+3.426	11:49:23.526

Lap	Lap Tm	Diff	Time of Day
2	1:04.820	+1.425	11:50:28.345
3	1:04.376	+0.981	11:51:32.721
4	1:03.395		11:52:36.116
5	1:03.477	+0.082	11:53:39.593
6	1:04.145	+0.750	11:54:43.738
7	1:03.883	+0.488	11:55:47.621
8	1:03.680	+0.285	11:56:51.301
9	1:04.093	+0.698	11:57:55.394
(19) Philip Mills			
1	1:07.199	+2.284	11:49:23.469
2	1:05.454	+0.539	11:50:28.923
3	1:05.599	+0.684	11:51:34.522
4	1:05.078	+0.163	11:52:39.600
5	1:05.133	+0.218	11:53:44.733
6	1:05.476	+0.561	11:54:50.209
7	1:05.295	+0.380	11:55:55.504
8	1:04.915		11:57:00.419
9	1:05.522	+0.607	11:58:05.941
(86) Eoin Ryan			
1	1:07.478	+2.762	11:49:23.569
2	1:06.757	+2.041	11:50:30.326
3	1:06.205	+1.489	11:51:36.531
4	1:06.204	+1.488	11:52:42.735
5	1:06.537	+1.821	11:53:49.272
6	1:07.164	+2.448	11:54:56.436
7	1:06.494	+1.778	11:56:02.930
8	1:05.433	+0.717	11:57:08.363
9	1:04.716		11:58:13.079
(25) Noel Lindsay			
1	1:07.980	+1.883	11:49:24.352
2	1:06.402	+0.305	11:50:30.754
3	1:06.369	+0.272	11:51:37.123
4	1:06.097		11:52:43.220
5	1:06.470	+0.373	11:53:49.690
6	1:06.659	+0.562	11:54:56.349
7	1:06.781	+0.684	11:56:03.130
8	1:06.659	+0.562	11:57:09.789
9	1:06.638	+0.541	11:58:16.427
(77) Stephen McAdam			
1	1:03.961	+4.981	11:49:16.447
2	59.304	+0.324	11:50:15.751
3	59.602	+0.622	11:51:15.353
4	58.980		11:52:14.333
5	59.495	+0.515	11:53:13.828
6	59.774	+0.794	11:54:13.602
7	59.781	+0.801	11:55:13.383
8	59.758	+0.778	11:56:13.141
(83) Colin Menary			
1	1:02.590	+4.733	11:49:15.704
2	59.549	+1.692	11:50:15.253
3	57.857		11:51:13.110
4	59.013	+1.156	11:52:12.123
(43) Brian Jones			
1	57.999	+2.173	11:49:10.210
2	56.058	+0.232	11:50:06.268
3	55.826		11:51:02.094
(40) Aaron Newell			
1	1:03.145	+1.177	11:49:18.830
2	1:01.968		11:50:20.798
(51) Geoffrey Simms			
1	1:09.192		11:49:25.760
(42) Colm Byrne			
1	1:20.665	59:34.110	11:50:18.167



Results provisional until the conclusion of judicial and technical matters

Orbits

Chief Timekeeper: D.Bradfield

Clerk of the Course: Chris Edwards

Live timing available at timing.rhwright.co.uk

www.mylaps.com

Licensed to: R.H.Wright Timing





500MRCI Superkart Race Meeting

Superkarts

Kirkistown 500 MRCI 1.512 miles

Race 2 (R6)

30/09/2023 13:30

Race (8:00 and 1 Laps)

10	51	
	19	
9	25	40
	17	18
8	19	86
	15	16
7	99	17
	13	14
6		12
	11	
5	42	
	9	10
4	83	43
	7	8
3	12	77
	5	6
2	72	55
	3	4
1	53	3
	1	2

POLE POSITION

Results provisional until the conclusion of judicial and technical matters

Orbits

Chief Timekeeper: D.Bradfield

Clerk of the Course: Chris Edwards

Live timing available at timing.rhwright.co.uk

www.mylaps.com

Licensed to: R.H.Wright Timing

Printed: 30/09/2023 12:01:15



R.H.Wright Timing

500MRCI Superkart Race Meeting

Sorted on Laps

Superkarts

Kirkistown 500 MRCI 1.512 miles

Race 2 (R6)

30/09/2023 13:30

Race (8:00 and 1 Laps) started at 13:26:58

Pos	No.	Name	Make	Laps	Total Tm	Best Tm	Best Speed	In Lap	Avg. Speed
125 Superkarts									
1	99	Stuart Coey	Anderson TM	9	10:17.873	1:07.820	80.257	7	79.284
2	17	Scott Greenaway	Anderson Maverick	8	9:28.486	1:08.920	78.976	6	76.597
3	25	Noel Lindsay	SUPERKART 125 F1	8	9:37.498	1:10.771	76.910	4	75.401
4	51	Geoffrey Simms	F1 SuperKart	8	9:46.427	1:11.879	75.725	6	74.253
5	19	Philip Mills	Anderson Maverick	8	10:05.305	1:13.154	74.405	3	71.938
6	86	Eoin Ryan	Anderson 125 superkart	7	9:53.627	1:21.406	66.863	3	64.184
Not classified									
DNF	40	Aaron Newell	Anderson Maverick	2	2:20.538	1:07.290	80.889	2	77.460
250 Superkarts									
1	43	Brian Jones	Anderson Maverick 3	9	9:23.758	1:00.590	89.834	3	86.894
2	72	Richard Dewart	Anderson Div 1	9	9:31.812	1:02.733	86.765	5	85.670
3	53	Alan Crossen	Anderson Maverick	9	9:46.956	1:03.773	85.350	7	83.460
4	12	Eoin Buckley	Anderson Maverick	9	9:49.001	1:04.035	85.001	6	83.170
5	3	Liam Fox	Anderson Mavrick	9	9:53.016	1:04.680	84.153	6	82.607
6	77	Stephen McAdam	ANDERSON MAVERICK	9	10:06.809	1:06.136	82.300	5	80.729
Not classified									
DNF	83	Colin Menary	Anderson 250	6	6:43.908	1:03.374	85.887	5	80.855
DNF	42	Colm Byrne	Anderson Maverick	6	7:19.417	1:06.546	81.793	4	74.321
DNS	55	Ross Witherow	PVP 1					0	

Margin of Victory	Avg. Speed	Best Lap Tm	Best Speed	Best Lap by
8.054	86.894	1:00.590	89.834	43 - Brian Jones

Results provisional until the conclusion of judicial and technical matters

Orbits

Chief Timekeeper: D.Bradfield

Clerk of the Course: Chris Edwards

Live timing available at timing.rhwright.co.uk

www.mylaps.com

Licensed to: R.H.Wright Timing

Printed: 30/09/2023 13:37:50



500MRCI Superkart Race Meeting

Superkarts

Kirkistown 500 MRCI 1.512 miles

Race 2 (R6)

30/09/2023 13:30

Race (8:00 and 1 Laps) started at 13:26:58

Lap	Lap Tm	Diff	Time of Day
(43) Brian Jones			
1	1:04.714	+4.124	13:28:03.627
2	1:01.315	+0.725	13:29:04.942
3	1:00.590		13:30:05.532
4	1:09.794	+9.204	13:31:15.326
5	1:01.380	+0.790	13:32:16.706
6	1:01.047	+0.457	13:33:17.753
7	1:01.024	+0.434	13:34:18.777
8	1:02.232	+1.642	13:35:21.009
9	1:01.063	+0.473	13:36:22.072
(72) Richard Dewart			
1	1:05.648	+2.915	13:28:04.090
2	1:03.537	+0.804	13:29:07.627
3	1:04.414	+1.681	13:30:12.041
4	1:03.108	+0.375	13:31:15.149
5	1:02.733		13:32:17.882
6	1:02.948	+0.215	13:33:20.830
7	1:02.794	+0.061	13:34:23.624
8	1:02.943	+0.210	13:35:26.567
9	1:03.559	+0.826	13:36:30.126
(53) Alan Crossen			
1	1:08.791	+5.018	13:28:07.105
2	1:05.871	+2.098	13:29:12.976
3	1:05.876	+2.103	13:30:18.852
4	1:04.451	+0.678	13:31:23.303
5	1:05.383	+1.610	13:32:28.686
6	1:03.943	+0.170	13:33:32.629
7	1:03.773		13:34:36.402
8	1:04.737	+0.964	13:35:41.139
9	1:04.131	+0.358	13:36:45.270
(12) Eoin Buckley			
1	1:07.981	+3.946	13:28:06.900
2	1:05.402	+1.367	13:29:12.302
3	1:05.809	+1.774	13:30:18.111
4	1:04.820	+0.785	13:31:22.931
5	1:05.127	+1.092	13:32:28.058
6	1:04.035		13:33:32.093
7	1:04.135	+0.100	13:34:36.228
8	1:04.964	+0.929	13:35:41.192
9	1:06.123	+2.088	13:36:47.315
(3) Liam Fox			
1	1:10.422	+5.742	13:28:08.854
2	1:05.249	+0.569	13:29:14.103
3	1:05.040	+0.360	13:30:19.143
4	1:06.847	+2.167	13:31:25.990
5	1:05.498	+0.818	13:32:31.488
6	1:04.680		13:33:36.168
7	1:04.688	+0.008	13:34:40.856
8	1:04.977	+0.297	13:35:45.833
9	1:05.497	+0.817	13:36:51.330
(77) Stephen McAdam			
1	1:10.531	+4.395	13:28:09.203
2	1:07.759	+1.623	13:29:16.962
3	1:06.844	+0.708	13:30:23.806
4	1:06.647	+0.511	13:31:30.453
5	1:06.136		13:32:36.589
6	1:06.766	+0.630	13:33:43.355
7	1:07.068	+0.932	13:34:50.423
8	1:06.529	+0.393	13:35:56.952
9	1:08.171	+2.035	13:37:05.123
(99) Stuart Coey			
1	1:10.425	+2.605	13:28:10.531
2	1:07.971	+0.151	13:29:18.502
3	1:08.668	+0.848	13:30:27.170
4	1:08.295	+0.475	13:31:35.465
5	1:08.134	+0.314	13:32:43.599
6	1:08.370	+0.550	13:33:51.969

Lap	Lap Tm	Diff	Time of Day
7	1:07.820		13:34:59.789
8	1:08.315	+0.495	13:36:08.104
9	1:08.083	+0.263	13:37:16.187
(17) Scott Greenaway			
1	1:16.497	+7.577	13:28:17.864
2	1:10.863	+1.943	13:29:28.727
3	1:10.381	+1.461	13:30:39.108
4	1:09.773	+0.853	13:31:48.881
5	1:09.999	+1.079	13:32:58.880
6	1:08.920		13:34:07.800
7	1:10.021	+1.101	13:35:17.821
8	1:08.979	+0.059	13:36:26.800
(25) Noel Lindsay			
1	1:14.896	+4.125	13:28:16.556
2	1:11.306	+0.535	13:29:27.862
3	1:11.162	+0.391	13:30:39.024
4	1:10.771		13:31:49.795
5	1:12.466	+1.695	13:33:02.261
6	1:11.161	+0.390	13:34:13.422
7	1:11.123	+0.352	13:35:24.545
8	1:11.267	+0.496	13:36:35.812
(51) Geoffrey Simms			
1	1:14.404	+2.525	13:28:16.212
2	1:13.474	+1.595	13:29:29.686
3	1:12.944	+1.065	13:30:42.630
4	1:12.318	+0.439	13:31:54.948
5	1:12.232	+0.353	13:33:07.180
6	1:11.879		13:34:19.059
7	1:12.394	+0.515	13:35:31.453
8	1:13.288	+1.409	13:36:44.741
(19) Philip Mills			
1	1:15.453	+2.299	13:28:16.677
2	1:14.161	+1.007	13:29:30.838
3	1:13.154		13:30:43.992
4	1:13.964	+0.810	13:31:57.956
5	1:14.228	+1.074	13:33:12.184
6	1:13.739	+0.585	13:34:25.923
7	1:14.219	+1.065	13:35:40.142
8	1:23.477	+10.323	13:37:03.619
(86) Eoin Ryan			
1	1:27.174	+5.768	13:28:28.975
2	1:22.170	+0.764	13:29:51.145
3	1:21.406		13:31:12.551
4	1:23.174	+1.768	13:32:35.725
5	1:23.725	+2.319	13:33:59.450
6	1:26.149	+4.743	13:35:25.599
7	1:26.342	+4.936	13:36:51.941
(83) Colin Menary			
1	1:08.824	+5.450	13:28:07.695
2	1:05.363	+1.989	13:29:13.058
3	1:07.600	+4.226	13:30:20.658
4	1:05.492	+2.118	13:31:26.150
5	1:03.374		13:32:29.524
6	1:12.698	+9.324	13:33:42.222
(42) Colm Byrne			
1	1:11.330	+4.784	13:28:24.864
2	1:10.570	+4.024	13:29:35.434
3	1:08.706	+2.160	13:30:44.140
4	1:06.546		13:31:50.686
5	1:18.152	+11.606	13:33:08.838
6	1:08.893	+2.347	13:34:17.731
(40) Aaron Newell			
1	1:09.767	+2.477	13:28:11.562
2	1:07.290		13:29:18.852

Results provisional until the conclusion of judicial and technical matters

Orbits

Chief Timekeeper: D.Bradfield

Clerk of the Course: Chris Edwards

Live timing available at timing.rhwright.co.uk

www.mylaps.com

Licensed to: R.H.Wright Timing



500MRCI Superkart Race Meeting

Superkarts

Kirkistown 500 MRCI 1.512 miles

Race 3 (R12)

30/09/2023 16:30

Race (8:00 and 1 Laps)

10	40	
	19	
9	19	86
	17	18
8	25	51
	15	16
7	99	17
	13	14
6		12
	11	
5	55	
	9	10
4	83	42
	7	8
3	3	77
	5	6
2	53	12
	3	4
1	43	72
	1	2

POLE POSITION

Results provisional until the conclusion of judicial and technical matters

Orbits

Chief Timekeeper: D.Bradfield

Clerk of the Course: Chris Edwards

Live timing available at timing.rhwright.co.uk

www.mylaps.com

Licensed to: R.H.Wright Timing

Printed: 30/09/2023 13:38:49



R.H.Wright Timing

500MRCI Superkart Race Meeting

Sorted on Laps

Superkarts

Kirkistown 500 MRCI 1.512 miles

Race 3 (R12)

30/09/2023 16:30

Race (8:00 and 1 Laps) started at 16:28:28

Pos	No.	Name	Make	Laps	Total Tm	Best Tm	Best Speed	In Lap	Avg. Speed
125 Superkarts									
1	99	Stuart Coey	Anderson TM	9	10:16.003	1:07.762	80.326	3	79.524
2	17	Scott Greenaway	Anderson Maverick	8	9:18.552	1:08.560	79.391	3	77.959
3	51	Geoffrey Simms	F1 SuperKart	8	9:44.399	1:11.689	75.925	3	74.511
4	86	Eoin Ryan	Anderson 125 superkart	7	9:44.033	1:19.690	68.302	7	65.238
Not classified									
DNF	19	Philip Mills	Anderson Maverick	3	3:54.970	1:16.040	71.581	2	69.494
DNF	25	Noel Lindsay	SUPERKART 125 F1				-	0	-
DNF	40	Aaron Newell	Anderson Maverick				-	0	-
250 Superkarts									
1	43	Brian Jones	Anderson Maverick 3	9	9:08.784	1:00.177	90.450	7	89.265
2	72	Richard Dewart	Anderson Div 1	9	9:19.387	1:01.274	88.831	3	87.573
3	53	Alan Crossen	Anderson Maverick	9	9:19.813	1:01.398	88.651	9	87.506
4	12	Eoin Buckley	Anderson Maverick	9	9:47.388	1:04.406	84.511	4	83.398
5	42	Colm Byrne	Anderson Maverick	9	10:12.701	1:06.328	82.062	7	79.953
Not classified									
DNF	55	Ross Witherow	PVP 1	1	1:05.561	1:05.252	83.415	1	83.022
DNF	83	Colin Menary	Anderson 250		0.625		-	0	-
DNF	3	Liam Fox	Anderson Mavrick				-	0	-
DNF	77	Stephen McAdam	ANDERSON MAVERICK				-	0	-

Margin of Victory

Avg. Speed

Best Lap Tm

Best Speed

Best Lap by

10.603

89.265

1:00.177

90.450

43 - Brian Jones

Results provisional until the conclusion of judicial and technical matters

Orbits

Chief Timekeeper: D.Bradfield

Clerk of the Course: Chris Edwards

Live timing available at timing.rhwright.co.uk

www.mylaps.com

Licensed to: R.H.Wright Timing

Printed: 30/09/2023 16:40:21



500MRCI Superkart Race Meeting


Superkarts

Kirkistown 500 MRCI 1.512 miles

Race 3 (R12)

30/09/2023 16:30

Race (8:00 and 1 Laps) started at 16:28:28



Lap	Lap Tm	Diff	Time of Day
(43) Brian Jones			
1	1:03.392	+3.215	16:29:31.830
2	1:01.165	+0.988	16:30:32.995
3	1:00.621	+0.444	16:31:33.616
4	1:01.243	+1.066	16:32:34.859
5	1:00.295	+0.118	16:33:35.154
6	1:00.497	+0.320	16:34:35.651
7	1:00.177		16:35:35.828
8	1:00.616	+0.439	16:36:36.444
9	1:00.778	+0.601	16:37:37.222
(72) Richard Dewart			
1	1:05.218	+3.944	16:29:33.734
2	1:01.964	+0.690	16:30:35.698
3	1:01.274		16:31:36.972
4	1:02.425	+1.151	16:32:39.397
5	1:01.739	+0.465	16:33:41.136
6	1:01.777	+0.503	16:34:42.913
7	1:01.654	+0.380	16:35:44.567
8	1:01.618	+0.344	16:36:46.185
9	1:01.640	+0.366	16:37:47.825
(53) Alan Crossen			
1	1:04.625	+3.227	16:29:33.177
2	1:01.994	+0.596	16:30:35.171
3	1:01.745	+0.347	16:31:36.916
4	1:03.081	+1.683	16:32:39.997
5	1:01.760	+0.362	16:33:41.757
6	1:01.670	+0.272	16:34:43.427
7	1:01.855	+0.457	16:35:45.282
8	1:01.571	+0.173	16:36:46.853
9	1:01.398		16:37:48.251
(12) Eoin Buckley			
1	1:07.148	+2.742	16:29:35.986
2	1:05.128	+0.722	16:30:41.114
3	1:05.163	+0.757	16:31:46.277
4	1:04.406		16:32:50.683
5	1:05.748	+1.342	16:33:56.431
6	1:04.772	+0.366	16:35:01.203
7	1:04.781	+0.375	16:36:05.984
8	1:05.059	+0.653	16:37:11.043
9	1:04.783	+0.377	16:38:15.826
(42) Colm Byrne			
1	1:11.570	+5.242	16:29:40.893
2	1:08.954	+2.626	16:30:49.847
3	1:07.533	+1.205	16:31:57.380
4	1:07.813	+1.485	16:33:05.193
5	1:08.019	+1.691	16:34:13.212
6	1:08.418	+2.090	16:35:21.630
7	1:06.328		16:36:27.958
8	1:06.712	+0.384	16:37:34.670
9	1:06.469	+0.141	16:38:41.139
(99) Stuart Coey			
1	1:10.210	+2.448	16:29:39.584
2	1:08.350	+0.588	16:30:47.934
3	1:07.762		16:31:55.696
4	1:08.223	+0.461	16:33:03.919
5	1:08.081	+0.319	16:34:12.000
6	1:08.044	+0.282	16:35:20.044
7	1:07.893	+0.131	16:36:27.937
8	1:08.371	+0.609	16:37:36.308
9	1:08.133	+0.371	16:38:44.441
(17) Scott Greenaway			
1	1:12.821	+4.261	16:29:42.577
2	1:09.027	+0.467	16:30:51.604
3	1:08.560		16:32:00.164
4	1:09.467	+0.907	16:33:09.631
5	1:09.131	+0.571	16:34:18.762
6	1:09.230	+0.670	16:35:27.992

Lap	Lap Tm	Diff	Time of Day
7	1:09.218	+0.658	16:36:37.210
8	1:09.780	+1.220	16:37:46.990
(51) Geoffrey Simms			
1	1:15.261	+3.572	16:29:45.245
2	1:12.833	+1.144	16:30:58.078
3	1:11.689		16:32:09.767
4	1:12.526	+0.837	16:33:22.293
5	1:12.576	+0.887	16:34:34.869
6	1:12.503	+0.814	16:35:47.372
7	1:12.408	+0.719	16:36:59.780
8	1:13.057	+1.368	16:38:12.837
(86) Eoin Ryan			
1	1:25.304	+5.614	16:29:56.010
2	1:25.646	+5.956	16:31:21.656
3	1:23.361	+3.671	16:32:45.017
4	1:24.739	+5.049	16:34:09.756
5	1:22.527	+2.837	16:35:32.283
6	1:20.498	+0.808	16:36:52.781
7	1:19.690		16:38:12.471
(19) Philip Mills			
1	1:16.516	+0.476	16:29:46.629
2	1:16.040		16:31:02.669
3	1:20.739	+4.699	16:32:23.408
(55) Ross Witherow			
1	1:05.252		16:29:33.999

Results provisional until the conclusion of judicial and technical matters

Orbits

Chief Timekeeper: D.Bradfield

Clerk of the Course: Chris Edwards

Live timing available at timing.rhwright.co.uk

www.mylaps.com

Licensed to: R.H.Wright Timing