



**R.H.
Wright**



Kirkistown 500MRCI May Race Meeting

Formula Ford 1600

Kirkistown 500 MRCI 1.512 miles

Qualifying (Q3)

25/05/2024 10:00

Qualifying started at 9:57:48

Lap	Lap Tm	Diff	me of Day
(88) Morgan Quinn			
1	1:03.874	+2.706	1:03.586
2	1:01.906	+0.738	1:05.492
3	1:03.400	+2.232	1:08.892
4	1:01.659	+0.491	1:10.551
5	1:03.636	+2.468	1:14.187
6	1:01.362	+0.194	1:15.549
7	1:01.318	+0.150	1:16.867
8	1:01.168		1:18.035
9	1:02.794	+1.626	1:20.829
10	1:01.450	+0.282	1:22.279
(26) Jason Smyth			
1	1:02.002	+0.786	1:02.794
2	1:03.591	+2.375	1:06.385
3	1:01.989	+0.773	1:08.374
4	1:03.637	+2.421	1:12.011
5	1:01.292	+0.076	1:13.303
6	1:01.558	+0.342	1:14.861
7	1:01.394	+0.178	1:16.255
8	1:02.750	+1.534	1:19.005
9	1:01.216		1:20.221
10	1:04.741	+3.525	1:24.962
(55) Ronan Doherty			
1	1:02.679	+1.375	1:04.265
2	1:01.978	+0.674	1:06.243
3	1:03.251	+1.947	1:09.494
4	1:01.365	+0.061	1:10.859
5	1:02.229	+0.925	1:13.088
6	1:03.969	+2.665	1:17.057
7	1:01.304		1:18.361
8	1:01.597	+0.293	1:19.958
9	1:01.397	+0.093	1:21.355
10	1:01.618	+0.314	1:22.973
(28) David McCullough			
1	1:02.684	+1.307	1:07.451
2	1:02.033	+0.656	1:09.484
3	1:01.945	+0.568	1:11.429
4	1:01.499	+0.122	1:12.928
5	1:02.134	+0.757	1:15.062
6	1:01.417	+0.040	1:16.479
7	1:01.618	+0.241	1:18.097
8	1:02.744	+1.367	1:20.841
9	1:01.461	+0.084	1:22.302
10	1:01.377		1:23.679
(57) Ian Campbell			
1	1:03.274	+1.469	1:08.902
2	1:02.613	+0.808	1:11.515
3	1:02.801	+0.996	1:14.316
4	1:03.347	+1.542	1:17.663
5	1:01.806	+0.001	1:19.469
6	1:03.008	+1.203	1:22.477
7	1:01.805		1:24.282
8	1:01.832	+0.027	1:26.114
9	1:02.678	+0.873	1:28.792
(18) Alan Davidson			
1	1:02.630	+0.236	1:18.898
2	1:02.562	+0.168	1:21.460
3	1:02.394		1:23.854
4	1:02.642	+0.248	1:26.496
5	1:02.529	+0.135	1:29.025
6	1:03.393	+0.999	1:32.418
7	1:02.696	+0.302	1:35.114
(89) Philip Harris			
1	1:05.093	+1.937	1:18.381
2	1:04.635	+1.479	1:23.016
3	1:03.156		1:26.172
4	1:03.728	+0.572	1:29.900

Lap	Lap Tm	Diff	me of Day
5	1:03.405	+0.249	1:33.305
6	1:03.452	+0.296	1:36.757
7	1:03.449	+0.293	1:40.206
8	1:03.508	+0.352	1:43.714
9	1:04.236	+1.080	1:47.950
(58) Adam Macauley			
1	1:07.095	+3.478	1:17.251
2	1:04.559	+0.942	1:21.810
3	1:03.751	+0.134	1:25.561
4	1:05.069	+1.452	1:30.630
5	1:04.016	+0.399	1:34.646
6	1:04.045	+0.428	1:38.691
7	1:04.124	+0.507	1:42.815
8	1:03.839	+0.222	1:46.654
9	1:03.617		1:50.271
(46) Mark McKenna			
1	1:05.304	+1.512	1:15.829
2	1:04.675	+0.883	1:20.504
3	1:03.792		1:24.296
4	1:04.359	+0.567	1:28.655
5	1:09.971	+6.179	1:38.626
(8) Ethan Campbell			
1	1:04.532	+0.631	1:16.151
2	1:03.992	+0.091	1:20.143
3	1:03.901		1:24.044
4	1:04.168	+0.267	1:28.212
5	1:04.269	+0.368	1:32.481
6	1:03.983	+0.082	1:36.464
7	1:04.201	+0.300	1:40.665
(90) Henry Campbell			
1	1:06.200	+2.241	1:18.845
2	1:05.047	+1.088	1:23.892
3	1:04.416	+0.457	1:28.308
4	1:04.200	+0.241	1:32.508
5	1:04.178	+0.219	1:36.686
6	1:04.347	+0.388	1:41.033
7	1:04.312	+0.353	1:45.345
8	1:04.209	+0.250	1:49.554
9	1:03.959		1:53.513
(23) David Nicholl			
1	1:05.905	+1.723	1:17.935
2	1:05.479	+1.297	1:23.414
3	1:04.190	+0.008	1:27.604
4	1:04.182		1:31.786
5	1:04.207	+0.025	1:35.993
6	1:05.381	+1.199	1:41.374
7	1:04.904	+0.722	1:46.278
8	1:05.202	+1.020	1:51.480
9	1:10.362	+6.180	1:01.842
(27) Stephen Connor			
1	1:04.174	+2.200	1:09.253
2	1:03.434	+1.460	1:12.687
3	1:02.269	+0.295	1:14.956
4	1:02.032	+0.058	1:16.988
5	1:02.294	+0.320	1:19.282
6	1:02.373	+0.399	1:21.655
7	1:01.974		1:23.629
8	1:02.021	+0.047	1:25.650
9	1:01.987	+0.013	1:27.637

Lap	Lap Tm	Diff	me of Day
-----	--------	------	-----------

Results provisional until the conclusion of judicial and technical matters

Orbits

Timekeeper: D.Bradfield

Clerk of Course: Chris Edwards

www.mylaps.com

Live timing available at timing.rhwright.

Licensed to: R.H.Wright Timing

Printed: 26/05/2024 10:15:42



Kirkistown 500MRCI May Race Meeting

Sorted on best lap time

Formula Ford 1600

Kirkistown 500 MRCI 1.512 miles

Qualifying (Q3)

25/05/2024 10:00

Qualifying started at 9:57:48

Pos	No.	Name	Make	Best Tm	Diff	In Lap	Best Speed	2nd Best	In Lap
1	88	Morgan Quinn	Van Diemen RF99	1:01.168		8	88.985	1:01.318	7
2	26	Jason Smyth	Van Diemen RF00	1:01.216	0.048	9	88.915	1:01.292	5
3	55	Ronan Doherty	Van Diemen RF01	1:01.304	0.136	7	88.787	1:01.365	4
4	28	David McCullough	Van Diemen RF00	1:01.377	0.209	10	88.682	1:01.417	6
5	57	Ian Campbell	Ray GR08	1:01.805	0.637	7	88.068	1:01.806	5
6	18	Alan Davidson	Mondiale M89S	1:02.394	1.226	3	87.236	1:02.562	2
7	89	Philip Harris	Mondiale M89T	1:03.156	1.988	3	86.184	1:03.405	5
8	58	Adam Macauley	Mondiale M88S	1:03.617	2.449	9	85.559	1:03.751	3
9	46	Mark McKenna	Crossle 35F	1:03.792	2.624	3	85.324	1:04.359	4
10	8	Ethan Campbell	Mondiale M89S	1:03.901	2.733	3	85.179	1:03.983	6
11	90	Henry Campbell	Reynard FF89	1:03.959	2.791	9	85.102	1:04.178	5
12	23	David Nicholl	Reynard FF89	1:04.182	3.014	4	84.806	1:04.190	3
13	99	Jordan Kelly	Van Diemen RF			0	-		0
14	111	Dave Parks	Ray GR07			0	-		0
Not classified									
DQ	27	Stephen Connor	Van Diemen RF90	1:01.974		7	87.827	1:01.987	9

Announcements

Car 18 – Please fit a working transponder as per MSUK Reg Q12.8.1
Disqualification - Car No 27 excluded from the results under MSUK C1.1.9

Results provisional until the conclusion of judicial and technical matters

Orbits

Timekeeper: D.Bradfield

Clerk of Course: Chris Edwards

Live timing available at timing.rhwright.co.uk

www.mylaps.com

Licensed to: R.H.Wright Timing



**R.H.
Wright**



Kirkistown 500MRCI May Race Meeting

Formula Ford 1600

Kirkistown 500 MRCI 1.512 miles

Race 1 (R4)

25/05/2024 12:30

Race (12:00 and 1 Laps) started at 11:43:56

Lap	Lap Tm	Diff	me of Day
(26) Jason Smyth			
1	1:07.836	+6.527	5:06.207
2	1:01.984	+0.675	5:08.191
3	1:01.570	+0.261	7:09.761
4	1:01.710	+0.401	8:11.471
5	1:01.396	+0.087	9:12.867
6	1:01.451	+0.142	0:14.318
7	1:01.445	+0.136	1:15.763
8	1:01.309		2:17.072
9	1:01.488	+0.179	3:18.560
10	1:01.560	+0.251	4:20.120
11	1:01.470	+0.161	5:21.590
12	1:01.691	+0.382	6:23.281
13	1:01.727	+0.418	7:25.008

Lap	Lap Tm	Diff	me of Day
(88) Morgan Quinn			
1	1:08.524	+7.150	5:06.727
2	1:01.751	+0.377	5:08.478
3	1:01.839	+0.465	7:10.317
4	1:01.892	+0.518	8:12.209
5	1:01.443	+0.069	9:13.652
6	1:01.471	+0.097	0:15.123
7	1:01.374		1:16.497
8	1:01.770	+0.396	2:18.267
9	1:02.107	+0.733	3:20.374
10	1:01.907	+0.533	4:22.281
11	1:02.209	+0.835	5:24.490
12	1:02.181	+0.807	6:26.671
13	1:01.930	+0.556	7:28.601

Lap	Lap Tm	Diff	me of Day
(28) David McCullough			
1	1:06.706	+5.288	5:05.653
2	1:02.134	+0.714	5:07.787
3	1:02.003	+0.583	7:09.790
4	1:02.076	+0.656	8:11.866
5	1:01.494	+0.074	9:13.360
6	1:01.420		0:14.780
7	1:01.551	+0.131	1:16.331
8	1:01.755	+0.335	2:18.086
9	1:02.113	+0.693	3:20.199
10	1:01.992	+0.572	4:22.191
11	1:02.215	+0.795	5:24.406
12	1:02.215	+0.795	6:26.621
13	1:02.111	+0.691	7:28.732

Lap	Lap Tm	Diff	me of Day
(55) Ronan Doherty			
1	1:08.169	+6.428	5:07.164
2	1:02.565	+0.824	5:09.729
3	1:01.741		7:11.470
4	1:01.998	+0.257	8:13.468
5	1:01.957	+0.216	9:15.425
6	1:02.285	+0.544	0:17.710
7	1:02.609	+0.868	1:20.319
8	1:02.530	+0.789	2:22.849
9	1:02.076	+0.335	3:24.925
10	1:02.393	+0.652	4:27.318
11	1:02.692	+0.951	5:30.010
12	1:02.710	+0.969	6:32.720
13	1:02.533	+0.792	7:35.253

Lap	Lap Tm	Diff	me of Day
(57) Ian Campbell			
1	1:07.959	+5.389	5:07.386
2	1:03.166	+0.586	6:10.542
3	1:02.570		7:13.112
4	1:03.108	+0.538	8:16.220
5	1:02.793	+0.223	9:19.013
6	1:03.075	+0.505	0:22.088
7	1:02.822	+0.252	1:24.910
8	1:03.688	+1.118	2:28.598
9	1:03.340	+0.770	3:31.938
10	1:03.189	+0.589	4:35.097
11	1:03.503	+0.933	5:38.600
12	1:03.234	+0.664	6:41.834

Lap	Lap Tm	Diff	me of Day
(18) Alan Davidson			
13	1:03.173	+0.603	7:45.007
1	1:07.644	+5.178	5:07.594
2	1:03.331	+0.865	6:10.925
3	1:02.466		7:13.391
4	1:02.956	+0.490	8:16.347
5	1:02.750	+0.284	9:19.097
6	1:03.067	+0.601	0:22.164
7	1:02.995	+0.529	1:25.159
8	1:03.548	+1.082	2:28.707
9	1:03.116	+0.650	3:31.823
10	1:03.186	+0.720	4:35.009
11	1:03.669	+1.203	5:38.678
12	1:03.151	+0.685	6:41.829
13	1:03.317	+0.851	7:45.146

Lap	Lap Tm	Diff	me of Day
(89) Philip Harris			
1	1:07.828	+4.073	5:08.130
2	1:03.893	+0.138	6:12.023
3	1:03.795	+0.040	7:15.818
4	1:03.755		8:19.573
5	1:04.074	+0.319	9:23.647
6	1:03.990	+0.235	0:27.637
7	1:04.429	+0.674	1:32.066
8	1:04.017	+0.262	2:36.083
9	1:04.728	+0.973	3:40.811
10	1:04.300	+0.545	4:45.111
11	1:03.960	+0.205	5:49.071
12	1:04.128	+0.373	6:53.199
13	1:04.094	+0.339	7:57.293

Lap	Lap Tm	Diff	me of Day
(8) Ethan Campbell			
1	1:08.813	+5.365	5:09.695
2	1:04.417	+0.969	6:14.112
3	1:03.456	+0.008	7:17.568
4	1:03.927	+0.479	8:21.495
5	1:03.662	+0.214	9:25.157
6	1:03.575	+0.127	0:28.732
7	1:03.448		1:32.180
8	1:03.871	+0.423	2:36.051
9	1:08.502	+5.054	3:44.553
10	1:03.826	+0.378	4:48.379
11	1:03.818	+0.370	5:52.197
12	1:04.063	+0.615	6:56.260
13	1:04.497	+1.049	8:00.757

Lap	Lap Tm	Diff	me of Day
(58) Adam Macauley			
1	1:09.880	+6.270	5:10.395
2	1:04.909	+1.299	6:15.304
3	1:04.192	+0.582	7:19.496
4	1:04.286	+0.676	8:23.782
5	1:04.709	+1.099	9:28.491
6	1:03.863	+0.253	0:32.354
7	1:04.072	+0.462	1:36.426
8	1:03.993	+0.383	2:40.419
9	1:04.685	+1.075	3:45.104
10	1:03.897	+0.287	4:49.001
11	1:03.610		5:52.611
12	1:03.740	+0.130	6:56.351
13	1:04.943	+1.333	8:01.294

Lap	Lap Tm	Diff	me of Day
(46) Mark McKenna			
1	1:08.388	+4.944	5:08.828
2	1:03.985	+0.541	6:12.813
3	1:04.795	+1.351	7:17.608
4	1:04.614	+1.170	8:22.222
5	1:04.513	+1.069	9:26.735
6	1:04.576	+1.132	0:31.311
7	1:05.436	+1.992	1:36.747
8	1:04.856	+1.412	2:41.603
9	1:04.333	+0.889	3:45.936
10	1:03.650	+0.206	4:49.586
11	1:03.444		5:53.030

Lap	Lap Tm	Diff	me of Day
12	1:03.610	+0.166	5:56.640
13	1:05.106	+1.662	7:01.746

Lap	Lap Tm	Diff	me of Day
(90) Henry Campbell			
1	1:09.013	+4.884	5:10.015
2	1:04.778	+0.649	6:14.793
3	1:04.601	+0.472	7:19.394
4	1:04.296	+0.167	8:23.690
5	1:05.317	+1.188	9:29.007
6	1:04.130	+0.001	0:33.137
7	1:04.442	+0.313	1:37.579
8	1:04.461	+0.332	2:42.040
9	1:04.650	+0.521	3:46.690
10	1:04.129		4:50.819
11	1:04.875	+0.746	5:55.694
12	1:04.598	+0.469	7:00.292
13	1:04.815	+0.686	8:05.107

Lap	Lap Tm	Diff	me of Day
(23) David Nicholl			
1	1:09.864	+5.598	5:11.017
2	1:04.908	+0.642	6:15.925
3	1:04.527	+0.261	7:20.452
4	1:04.266		8:24.718
5	1:04.751	+0.485	9:29.469
6	1:04.378	+0.112	0:33.847
7	1:04.925	+0.659	1:38.772
8	1:04.897	+0.631	2:43.669
9	1:05.297	+1.031	3:48.966
10	1:05.020	+0.754	4:53.986
11	1:04.970	+0.704	5:58.956
12	1:06.189	+1.923	7:05.145
13	1:07.445	+3.179	8:12.590

Lap	Lap Tm	Diff	me of Day
(27) Stephen Connor			
1	1:06.420	+4.312	5:05.799
2	1:02.558	+0.450	6:08.357
3	1:02.131	+0.023	7:10.488
4	1:02.108		8:12.596
5	1:03.231	+1.123	9:15.827
6	1:02.666	+0.558	0:18.493
7	1:02.185	+0.077	1:20.678
8	1:02.520	+0.412	2:23.198
9	1:02.178	+0.070	3:25.376
10	1:02.166	+0.058	4:27.542
11	1:02.585	+0.477	5:30.127
12	1:02.726	+0.618	6:32.853
13	1:02.802	+0.694	7:35.655

Results provisional until the conclusion of judicial and technical matters

Orbits

Timekeeper: D.Bradfield

Clerk of Course: Chris Edwards

www.mylaps.com

Live timing available at timing.rhwright.

Licensed to: R.H.Wright Timing

Printed: 26/05/2024 10:16:11



Kirkistown 500MRCI May Race Meeting

Sorted on Laps

Formula Ford 1600

Kirkistown 500 MRCI 1.512 miles

Race 1 (R4)

25/05/2024 12:30

Race (12:00 and 1 Laps) started at 11:43:56

Pos	No.	Name	Make	Laps	Total Tm	Best Tm	Best Speed	In Lap	Avg. Speed
1	26	Jason Smyth	Van Diemen RF00	13	13:28.770	1:01.309	88.780	8	87.490
2	88	Morgan Quinn	Van Diemen RF99	13	13:32.363	1:01.374	88.686	7	87.103
3	28	David McCullough	Van Diemen RF00	13	13:32.494	1:01.420	88.620	6	87.089
4	55	Ronan Doherty	Van Diemen RF01	13	13:39.015	1:01.741	88.159	3	86.396
5	57	Ian Campbell	Ray GR08	13	13:48.769	1:02.570	86.991	3	85.379
6	18	Alan Davidson	Mondiale M89S	13	13:48.908	1:02.466	87.136	3	85.364
7	89	Philip Harris	Mondiale M89T	13	14:01.055	1:03.755	85.374	4	84.132
8	8	Ethan Campbell	Mondiale M89S	13	14:04.519	1:03.448	85.787	7	83.786
9	58	Adam Macauley	Mondiale M88S	13	14:05.056	1:03.610	85.569	11	83.733
10	46	Mark McKenna	Crossle 35F	13	14:05.508	1:03.444	85.793	11	83.688
11	90	Henry Campbell	Reynard FF89	13	14:08.869	1:04.129	84.876	10	83.357
12	23	David Nicholl	Reynard FF89	13	14:16.352	1:04.266	84.695	4	82.629
Not classified									
DNS	99	Jordan Kelly	Van Diemen RF				-	0	-
DNS	111	Dave Parks	Ray GR07				-	0	-
DQ	27	Stephen Connor	Van Diemen RF90	13	13:39.417	1:02.108	87.638	4	86.353

Announcements

Disqualification - Car No 27 excluded from the results under MSUK C1.1.9

Margin of Victory	Avg. Speed	Best Lap Tm	Best Speed	Best Lap by
3.593	87.490	1:01.309	88.780	26 - Jason Smyth

Results provisional until the conclusion of judicial and technical matters

Orbits

Timekeeper: D.Bradfield

Clerk of Course: Chris Edwards

Live timing available at timing.rhwright.co.uk

www.mylaps.com

Licensed to: R.H.Wright Timing

Printed: 25/05/2024 16:26:10



R.H.Wright
Timing



Kirkistown 500MRCI May Race Meeting

Formula Ford 1600

Kirkistown 500 MRCI 1.512 miles

Race 1 (R4)

25/05/2024 12:30

Race (12:00 and 1 Laps)

8	111
	15
7	23
	13
6	8
	11
5	58
	9
4	18
	7
3	57
	5
2	55
	3
1	88
	1

99
14
90
12
46
10
89
8
27
6
28
4
26
2

POLE POSITION



Results provisional until the conclusion of judicial and technical matters

Orbits

Timekeeper: D.Bradfield

Clerk of Course: Chris Edwards

Live timing available at timing.rhwright.co.uk

www.mylaps.com

Printed: 25/05/2024 10:12:27

Licensed to: R.H.Wright Timing



**R.H.
Wright**



Kirkistown 500MRCI May Race Meeting

Formula Ford 1600

Kirkistown 500 MRCI 1.512 miles

Race 2 (R9)

25/05/2024 15:30

Race started at 14:50:24

Lap	Lap Tm	Diff	me of Day
(26) Jason Smyth			
1	1:07.015	+5.449	1:33.130
2	1:01.871	+0.305	1:35.001
3	1:01.591	+0.025	1:36.592
4	1:01.566		1:38.158
5	1:01.591	+0.025	1:39.749
6	1:01.654	+0.088	1:41.403
7	1:05.733	+4.167	1:47.136
8	1:17.098	5.532	1:04.234
9	1:52.315	+50.749	1:56.549
10	1:02.362	+0.796	1:58.911
11	1:02.481	+0.915	1:01.392
12	1:45.172	+43.606	1:46.564

Lap	Lap Tm	Diff	me of Day
(28) David McCullough			
1	1:07.578	+5.584	1:34.376
2	1:02.653	+0.659	1:37.029
3	1:01.994		1:39.023
4	1:02.461	+0.467	1:41.484
5	1:02.153	+0.159	1:43.637
6	1:02.175	+0.181	1:45.812
7	1:07.489	+5.495	1:53.301
8	1:12.100	0.106	1:05.401
9	1:51.442	+49.448	1:56.843
10	1:03.076	+1.082	1:59.919
11	1:02.962	+0.968	1:02.881
12	1:44.968	+42.974	1:47.849

Lap	Lap Tm	Diff	me of Day
(55) Ronan Doherty			
1	1:07.458	+5.361	1:34.256
2	1:02.386	+0.289	1:36.642
3	1:02.103	+0.006	1:38.745
4	1:02.844	+0.747	1:41.589
5	1:02.233	+0.136	1:43.822
6	1:02.097		1:45.919
7	1:07.887	+5.790	1:53.806
8	1:13.352	1.255	1:07.158
9	1:49.986	+47.889	1:57.144
10	1:02.893	+0.796	1:00.037
11	1:03.193	+1.096	1:03.230
12	1:47.210	+45.113	1:50.440

Lap	Lap Tm	Diff	me of Day
(18) Alan Davidson			
1	1:07.746	+5.192	1:35.809
2	1:02.989	+0.435	1:38.598
3	1:02.554		1:41.152
4	1:02.695	+0.141	1:43.847
5	1:03.423	+0.869	1:47.270
6	1:03.043	+0.489	1:50.313
7	1:05.625	+3.071	1:55.938
8	1:14.950	2.396	1:10.888
9	1:47.926	+45.372	1:58.814
10	1:02.922	+0.368	1:01.736
11	1:03.101	+0.547	1:04.837
12	1:47.359	+44.805	1:52.196

Lap	Lap Tm	Diff	me of Day
(8) Ethan Campbell			
1	1:09.303	+5.470	1:37.532
2	1:04.545	+0.712	1:42.077
3	1:04.126	+0.293	1:46.203
4	1:03.833		1:50.036
5	1:03.962	+0.129	1:53.998
6	1:04.919	+1.086	1:58.917
7	1:06.311	+2.478	1:05.228
8	1:07.788	13.955	1:13.016
9	1:47.485	+43.652	1:00.501
10	1:05.270	+1.437	1:05.771
11	1:04.780	+0.947	1:10.551
12	1:42.831	+38.998	1:53.382

Lap	Lap Tm	Diff	me of Day
(58) Adam Macauley			
1	1:08.985	+4.985	1:37.129
2	1:04.133	+0.133	1:41.262

Lap	Lap Tm	Diff	me of Day
3	1:04.000		1:45.262
4	1:04.218	+0.218	1:49.480
5	1:04.244	+0.244	1:53.724
6	1:04.536	+0.536	1:58.260
7	1:06.273	+2.273	1:04.533
8	1:07.801	13.801	1:12.334
9	1:48.072	+44.072	1:00.406
10	1:06.718	+2.718	1:07.124
11	1:05.878	+1.878	1:13.002
12	1:42.762	+38.762	1:55.764

Lap	Lap Tm	Diff	me of Day
(89) Philip Harris			
1	1:09.146	+5.314	1:37.499
2	1:04.696	+0.864	1:42.195
3	1:04.133	+0.301	1:46.328
4	1:03.632		1:50.160
5	1:03.849	+0.017	1:54.009
6	1:04.906	+1.074	1:58.915
7	1:06.777	+2.945	1:05.692
8	1:08.800	4.968	1:14.492
9	1:46.123	+42.291	1:00.615
10	1:06.640	+2.808	1:07.255
11	1:06.185	+2.353	1:13.440
12	1:43.285	+39.453	1:56.725

Lap	Lap Tm	Diff	me of Day
(46) Mark McKenna			
1	1:09.082	+5.161	1:38.100
2	1:04.282	+0.361	1:42.382
3	1:05.020	+1.099	1:47.402
4	1:03.921		1:51.323
5	1:04.366	+0.445	1:55.689
6	1:04.345	+0.424	1:00.034
7	1:07.250	+3.329	1:07.284
8	1:08.478	4.557	1:15.762
9	1:45.682	+41.761	1:01.444
10	1:06.226	+2.305	1:07.670
11	1:06.380	+2.459	1:14.050
12	1:43.497	+39.576	1:57.547

Lap	Lap Tm	Diff	me of Day
(23) David Nicholl			
1	1:09.880	+5.666	1:38.670
2	1:05.069	+0.855	1:43.739
3	1:05.362	+1.148	1:49.101
4	1:04.665	+0.451	1:53.766
5	1:04.214		1:57.980
6	1:04.733	+0.519	1:02.713
7	1:09.328	+5.114	1:12.041
8	1:04.944	0.730	1:16.985
9	1:45.406	+41.192	1:02.391
10	1:05.900	+1.686	1:08.291
11	1:06.963	+2.749	1:15.254
12	1:43.500	+39.286	1:58.754

Lap	Lap Tm	Diff	me of Day
(90) Henry Campbell			
1	1:09.309	+5.562	1:39.155
2	1:04.753	+0.406	1:43.908
3	1:04.784	+0.437	1:48.692
4	1:04.347		1:53.039
5	1:04.494	+0.147	1:57.533
6	1:05.299	+0.952	1:02.832
7	1:10.846	+6.499	1:13.678
8	1:04.772	0.425	1:18.450
9	1:44.438	+40.091	1:02.888
10	1:05.616	+1.269	1:08.504
11	1:07.061	+2.714	1:15.565
12	1:44.060	+39.713	1:59.625

Lap	Lap Tm	Diff	me of Day
(57) Ian Campbell			
1	1:07.828	+5.606	1:35.155
2	1:02.399	+0.177	1:37.554
3	1:02.593	+0.371	1:40.147
4	1:02.382	+0.160	1:42.529
5	1:02.222		1:44.751
6	1:02.812	+0.590	1:47.563

Lap	Lap Tm	Diff	me of Day
7	1:06.964	+4.742	1:54.527
8	1:13.733	11.511	1:08.260
9	1:49.449	+47.227	1:57.709

Lap	Lap Tm	Diff	me of Day
(88) Morgan Quinn			
1	1:07.525	+6.017	1:33.561
2	1:01.839	+0.331	1:35.400
3	1:01.635	+0.127	1:37.035
4	1:01.508		1:38.543
5	1:01.667	+0.159	1:40.210

Lap	Lap Tm	Diff	me of Day
(27) Stephen Connor			
1	1:08.500	+6.233	1:35.647
2	1:03.380	+1.113	1:39.027
3	1:02.577	+0.310	1:41.604
4	1:02.267		1:43.871
5	1:03.132	+0.865	1:47.003
6	1:02.481	+0.214	1:49.484
7	1:05.819	+3.552	1:55.303
8	1:14.139	1.872	1:09.442
9	1:48.906	+46.639	1:58.348

Results provisional until the conclusion of judicial and technical matters

Orbits

Timekeeper: D.Bradfield

Clerk of Course: Chris Edwards

www.mylaps.com

Live timing available at timing.rhwright.

Licensed to: R.H.Wright Timing

Printed: 26/05/2024 10:16:34



Kirkistown 500MRCI May Race Meeting

Sorted on Laps

Formula Ford 1600

Kirkistown 500 MRCI 1.512 miles

Race 2 (R9)

25/05/2024 15:30

Race started at 14:50:24

Pos	No.	Name	Make	Laps	Total Tm	Best Tm	Best Speed	In Lap	Avg. Speed
1	26	Jason Smyth	Van Diemen RF00	12	14:53.716	1:01.566	88.410	4	73.084
2	28	David McCullough	Van Diemen RF00	12	14:55.001	1:01.994	87.799	3	72.979
3	55	Ronan Doherty	Van Diemen RF01	12	14:57.592	1:02.097	87.654	6	72.768
4	18	Alan Davidson	Mondiale M89S	12	14:59.348	1:02.554	87.013	3	72.626
5	8	Ethan Campbell	Mondiale M89S	12	15:00.534	1:03.833	85.270	4	72.531
6	58	Adam Macauley	Mondiale M88S	12	15:02.916	1:04.000	85.047	3	72.339
7	89	Philip Harris	Mondiale M89T	12	15:03.877	1:03.832	85.271	4	72.262
8	46	Mark McKenna	Crossle 35F	12	15:04.699	1:03.921	85.152	4	72.197
9	23	David Nicholl	Reynard FF89	12	15:05.906	1:04.214	84.764	5	72.100
10	90	Henry Campbell	Reynard FF89	12	15:06.777	1:04.347	84.589	4	72.031
Not classified									
DNF	57	Ian Campbell	Ray GR08	9	11:04.861	1:02.222	87.477	5	73.680
DNF	88	Morgan Quinn	Van Diemen RF99	5	5:16.153	1:01.508	88.493	4	86.082
DQ	27	Stephen Connor	Van Diemen RF90	9	11:05.500	1:02.267	87.414	4	73.610

Announcements

Race Red Flagged on lap 8 - Restarted with grid based on lap 7 (Q12.15.2)

Disqualification - Car No 27 excluded from the results under MSUK C1.1.9

Margin of Victory	Avg. Speed	Best Lap Tm	Best Speed	Best Lap by
1.285	73.084	1:01.566	88.410	26 - Jason Smyth

Results provisional until the conclusion of judicial and technical matters

Orbits

Timekeeper: D.Bradfield

Clerk of Course: Chris Edwards

Live timing available at timing.rhwright.co.uk

www.mylaps.com

Licensed to: R.H.Wright Timing

Printed: 25/05/2024 16:26:38



Kirkistown 500MRCI May Race Meeting

Formula Ford 1600


Kirkistown 500 MRCI 1.512 miles

Race 2 (R9)

25/05/2024 15:30

Race (12:00 and 1 Laps)

8	111	
	15	
7	46	99
	13	
6	90	23
	11	
5	58	8
	9	
4	18	89
	7	
3	57	27
	5	
2	55	28
	3	
1	26	88
	1	2
	POLE POSITION	



Results provisional until the conclusion of judicial and technical matters

Orbits

Timekeeper: D.Bradfield

Clerk of Course: Chris Edwards

Live timing available at timing.rhwright.co.uk

www.mylaps.com

Licensed to: R.H.Wright Timing

Printed: 25/05/2024 10:13:16



**R.H.
Wright**



Kirkistown 500MRCI May Race Meeting

Irish Legends

Kirkistown 500 MRCI 1.512 miles

Race 1 (R2)

25/05/2024 11:30

Race (8 Laps) started at 11:04:05

Lap	Lap Tm	Diff	me of Day
(18) Michael Barrable			
1	1:10.785	+3.033	5:16.161
2	1:07.752		5:23.913
3	1:08.023	+0.271	7:31.936
4	1:07.972	+0.220	3:39.908
5	1:08.357	+0.605	3:48.265
6	1:10.238	+2.486	3:58.503
7	1:07.793	+0.041	2:06.296
8	1:08.242	+0.490	3:14.538
(99) Scott Jackson			
1	1:11.487	+3.818	5:17.117
2	1:07.973	+0.304	3:25.090
3	1:07.966	+0.297	7:33.056
4	1:07.669		3:40.725
5	1:07.862	+0.193	3:48.587
6	1:08.586	+0.917	3:57.173
7	1:08.623	+0.954	2:05.796
8	1:09.193	+1.524	3:14.989
(13) Lee Malone			
1	1:12.656	+5.061	5:18.985
2	1:09.553	+1.958	3:28.538
3	1:07.595		7:36.133
4	1:08.003	+0.408	3:44.136
5	1:08.120	+0.525	3:52.256
6	1:07.886	+0.291	1:00.142
7	1:08.172	+0.577	2:08.314
8	1:09.122	+1.527	3:17.436
(241) Evan Curran			
1	1:11.889	+4.118	5:17.846
2	1:08.820	+1.049	3:26.666
3	1:08.124	+0.353	7:34.790
4	1:08.473	+0.702	3:43.263
5	1:07.966	+0.195	3:51.229
6	1:07.771		3:59.000
7	1:07.862	+0.091	2:06.862
8	1:12.598	+4.827	3:19.460
(46) Declan Burke			
1	1:11.751	+3.570	5:17.360
2	1:10.037	+1.856	3:27.397
3	1:08.181		7:35.578
4	1:08.608	+0.427	3:44.186
5	1:08.637	+0.456	3:52.823
6	1:08.382	+0.201	1:01.205
7	1:09.500	+1.319	2:10.705
8	1:09.600	+1.419	3:20.305
(66) Richard Spence			
1	1:12.377	+3.519	5:18.206
2	1:09.611	+0.753	3:27.817
3	1:08.863	+0.005	7:36.680
4	1:08.858		3:45.538
5	1:09.285	+0.427	3:54.823
6	1:09.713	+0.855	1:04.536
7	1:09.793	+0.935	2:14.329
8	1:09.947	+1.089	3:24.276
(16) Gordon Brown			
1	1:12.914	+4.183	5:18.684
2	1:10.128	+1.397	3:28.812
3	1:08.731		7:37.543
4	1:08.855	+0.124	3:46.398
5	1:09.326	+0.595	3:55.724
6	1:09.023	+0.292	1:04.747
7	1:09.766	+1.035	2:14.513
8	1:09.902	+1.171	3:24.415
(11) Kevin Donohoe			
1	1:13.168	+4.112	5:19.457
2	1:11.057	+2.001	3:30.514

Lap	Lap Tm	Diff	me of Day
3	1:10.278	+1.222	7:40.792
4	1:10.165	+1.109	3:50.957
5	1:09.496	+0.440	3:00.453
6	1:09.056		1:09.509
7	1:09.374	+0.318	2:18.883
8	1:09.511	+0.455	3:28.394
(25) Sylvie Bartlett			
1	1:12.377	+3.758	5:18.468
2	1:14.397	+5.778	3:32.865
3	1:08.619		7:41.484
4	1:09.552	+0.933	3:51.036
5	1:09.125	+0.506	3:00.161
6	1:09.203	+0.584	1:09.364
7	1:09.595	+0.976	2:18.959
8	1:09.577	+0.958	3:28.536
(63) Derek Hogan			
1	1:12.805	+4.156	5:18.903
2	1:10.032	+1.383	3:28.935
3	1:08.912	+0.263	7:37.847
4	1:19.438	+10.789	3:57.285
5	1:08.649		3:05.934
6	1:08.955	+0.306	1:14.889
7	1:09.151	+0.502	2:24.040
8	1:14.130	+5.481	3:38.170
(77) William Lawrence			
1	1:11.601	+3.319	5:17.756
2	1:09.106	+0.824	3:26.882
3	1:16.352	+8.070	7:43.214
4	1:08.282		3:51.496
5	1:19.086	+10.804	3:10.582
6	1:09.525	+1.243	1:20.107
7	1:09.503	+1.221	2:29.610
8	1:09.619	+1.337	3:39.229
(44) Anthony Malone			
1	1:12.033	+2.719	5:17.390
2	1:23.209	+13.895	3:40.599
3	1:10.063	+0.749	7:50.662
4	1:10.204	+0.890	3:00.866
5	1:10.169	+0.855	0:11.035
6	1:10.011	+0.697	1:21.046
7	1:09.314		2:30.360
8	1:09.657	+0.343	3:40.017

Lap	Lap Tm	Diff	me of Day
-----	--------	------	-----------

Results provisional until the conclusion of judicial and technical matters

Orbits

Timekeeper: D.Bradfield

Clerk of Course: Chris Edwards

www.mylaps.com

Live timing available at timing.rhwright.

Licensed to: R.H.Wright Timing

Printed: 26/05/2024 10:16:49



Kirkistown 500MRCI May Race Meeting

Sorted on Laps

Irish Legends

Kirkistown 500 MRCI 1.512 miles

Race 1 (R2)

25/05/2024 11:30

Race (8 Laps) started at 11:04:05

Pos	No.	Name	Make	Laps	Total Tm	Best Tm	Best Speed	In Lap	Avg. Speed
1	18	Michael Barrable	1.2 Legend Coupe	8	9:09.181	1:07.752	80.337	2	79.289
2	99	Scott Jackson	1.2 Legend Coupe	8	9:09.632	1:07.669	80.436	4	79.224
3	13	Lee Malone	1.2 Legend	8	9:12.079	1:07.595	80.524	3	78.873
4	241	Evan Curran	1.2 Legend Coupe	8	9:14.103	1:07.771	80.315	6	78.585
5	46	Declan Burke	1.2 Legend Coupe	8	9:14.948	1:08.181	79.832	3	78.465
6	66	Richard Spence	1.2 Legend Coupe	8	9:18.919	1:08.858	79.047	4	77.908
7	16	Gordon Brown	1.2 Legend	8	9:19.058	1:08.731	79.193	3	77.888
8	11	Kevin Donohoe	1.2 Legend Coupe	8	9:23.037	1:09.056	78.820	6	77.338
9	25	Sylvie Bartlett	1.2 Legend Sedan	8	9:23.179	1:08.619	79.322	3	77.319
10	63	Derek Hogan	1.2 Legend	8	9:32.813	1:08.649	79.288	5	76.018
11	77	William Lawrence	1.2 Legend Coupe	8	9:33.872	1:08.282	79.714	4	75.878
12	44	Anthony Malone	1.2 Legend Coupe	8	9:34.660	1:09.314	78.527	7	75.774

Margin of Victory

Avg. Speed

Best Lap Tm

Best Speed

Best Lap by

0.451

79.289

1:07.595

80.524

13 - Lee Malone

Results provisional until the conclusion of judicial and technical matters

Orbits

Timekeeper: D.Bradfield

Clerk of Course: Chris Edwards

Live timing available at timing.rhwright.co.uk

www.mylaps.com

Licensed to: R.H.Wright Timing

Printed: 25/05/2024 11:14:04



R.H. Wright Timing



Kirkistown 500MRCI May Race Meeting

Irish Legends

Kirkistown 500 MRCI 1.512 miles

Race 1 (R2)

25/05/2024 11:30

Race (8 Laps)

6	13	11
	11	12
5	77	63
	9	10
4	25	241
	7	8
3	66	16
	5	6
2	99	46
	3	4
1	44	18
	1	2

POLE POSITION



Results provisional until the conclusion of judicial and technical matters

Orbits

Timekeeper: D.Bradfield

Clerk of Course: Chris Edwards

Live timing available at timing.rhwright.co.uk

www.mylaps.com

Licensed to: R.H.Wright Timing

Printed: 25/05/2024 09:02:06



**R.H.
Wright**



Kirkistown 500MRCI May Race Meeting

Irish Legends

Kirkistown 500 MRCI 1.512 miles

Race 2 (R6)

25/05/2024 13:45

Race started at 13:14:39

Lap	Lap Tm	Diff	me of Day
(13) Lee Malone			
1	1:11.377	+3.577	:51.025
2	1:08.917	+1.117	:59.942
3	1:08.951	+1.151	:08.893
4	1:07.800		:16.693
5	1:08.214	+0.414	:24.907
6	5:53.078	5.278	:17.985
7	2:05.043	+57.243	:23.028
8	1:09.004	+1.204	:32.032
9	1:09.106	+1.306	:41.138
10	1:08.759	+0.959	:49.897
(241) Evan Curran			
1	1:11.488	+3.326	:51.668
2	1:08.162		:59.830
3	1:08.261	+0.099	:08.091
4	1:08.179	+0.017	:16.270
5	1:08.567	+0.405	:24.837
6	5:50.967	2.805	:15.804
7	2:07.101	+58.939	:22.905
8	1:08.987	+0.825	:31.892
9	1:09.552	+1.390	:41.444
10	1:08.579	+0.417	:50.023
(25) Sylvie Bartlett			
1	1:11.885	+3.833	:52.056
2	1:08.052		:00.108
3	1:09.160	+1.108	:09.268
4	1:08.368	+0.316	:17.636
5	1:08.312	+0.260	:25.948
6	5:53.308	5.256	:19.256
7	2:03.944	+55.892	:23.200
8	1:09.632	+1.580	:32.832
9	1:08.886	+0.834	:41.718
10	1:08.425	+0.373	:50.143
(11) Kevin Donohoe			
1	1:11.324	+2.894	:51.020
2	1:08.826	+0.396	:59.846
3	1:09.755	+1.325	:09.601
4	1:09.309	+0.879	:18.910
5	1:08.880	+0.450	:27.790
6	5:53.096	4.666	:20.886
7	2:02.632	+54.202	:23.518
8	1:09.356	+0.926	:32.874
9	1:09.221	+0.791	:42.095
10	1:08.430		:50.525
(46) Declan Burke			
1	1:11.755	+3.029	:52.445
2	1:08.801	+0.075	:01.246
3	1:09.019	+0.293	:10.265
4	1:08.726		:18.991
5	1:09.046	+0.320	:28.037
6	5:53.678	4.952	:21.715
7	2:01.846	+53.120	:23.561
8	1:10.236	+1.510	:33.797
9	1:08.910	+0.184	:42.707
10	1:09.888	+1.132	:52.565
(66) Richard Spence			
1	1:14.205	+5.214	:54.566
2	1:09.235	+0.244	:03.801
3	1:09.329	+0.338	:13.130
4	1:08.991		:22.121
5	1:09.219	+0.228	:31.340
6	5:52.886	3.895	:24.226
7	1:59.960	+50.969	:24.186
8	1:10.240	+1.249	:34.426
9	1:09.292	+0.301	:43.718
10	1:09.951	+0.960	:53.669
(44) Anthony Malone			

Lap	Lap Tm	Diff	me of Day
1	1:13.258	+4.893	:54.379
2	1:08.365		:02.744
3	1:13.565	+5.200	:16.309
4	1:09.859	+1.494	:26.168
5	1:09.193	+0.828	:35.361
6	5:50.436	2.071	:25.797
7	1:58.889	+50.524	:24.686
8	1:10.718	+2.353	:35.404
9	1:09.197	+0.832	:44.601
10	1:09.207	+0.842	:53.808
(77) William Lawrence			
1	1:12.537	+3.910	:52.327
2	1:10.067	+1.440	:02.394
3	1:09.605	+0.978	:11.999
4	1:08.742	+0.115	:20.741
5	1:10.466	+1.839	:31.207
6	5:51.348	2.721	:22.555
7	2:01.412	+52.785	:23.967
8	1:10.272	+1.645	:34.239
9	1:08.627		:42.866
10	1:23.722	+15.095	:06.588
(99) Scott Jackson			
1	1:11.625	+4.218	:52.279
2	1:08.795	+1.388	:01.074
3	1:12.054	+4.647	:13.128
4	1:07.407		:20.535
p5	5:05.167	7.760	:25.702
6	1:16.368	+8.961	:42.070
7	1:11.480	+4.073	:53.550
8	1:15.272	+7.865	:08.822
(63) Derek Hogan			
1	1:12.440	+3.603	:52.202
2	1:08.637		:01.039
3	1:08.917	+0.080	:09.956
4	1:09.810	+0.973	:19.766
(18) Michael Barrable			
1	1:13.010	+4.653	:54.201
2	1:08.555	+0.198	:02.756
3	1:08.803	+0.446	:11.559
4	1:08.357		:19.916
(16) Gordon Brown			
1	1:12.709	+4.063	:53.220
2	1:08.813	+0.167	:02.033
3	1:08.646		:10.679
4	1:09.242	+0.596	:19.921

Lap	Lap Tm	Diff	me of Day
-----	--------	------	-----------

Results provisional until the conclusion of judicial and technical matters

Orbits

Timekeeper: D.Bradfield

Clerk of Course: Chris Edwards

www.mylaps.com

Live timing available at timing.rhwright.

Licensed to: R.H.Wright Timing

Printed: 26/05/2024 10:17:00



Kirkistown 500MRCI May Race Meeting

Sorted on Laps

Irish Legends

Kirkistown 500 MRCI 1.512 miles

Race 2 (R6)

25/05/2024 13:45

Race started at 13:14:39

Pos	No.	Name	Make	Laps	Total Tm	Best Tm	Best Speed	In Lap	Avg. Speed
1	13	Lee Malone	1.2 Legend	10	11:33.854	1:07.800	80.281	4	78.446
2	241	Evan Curran	1.2 Legend Coupe	10	11:33.980	1:08.162	79.854	2	78.432
3	25	Sylvie Bartlett	1.2 Legend Sedan	10	11:34.100	1:08.052	79.983	2	78.418
4	11	Kevin Donohoe	1.2 Legend Coupe	10	11:34.482	1:08.430	79.541	10	78.375
5	46	Declan Burke	1.2 Legend Coupe	10	11:36.522	1:08.726	79.199	4	78.146
6	66	Richard Spence	1.2 Legend Coupe	10	11:37.626	1:08.991	78.895	4	78.022
7	44	Anthony Malone	1.2 Legend Coupe	10	11:37.765	1:08.365	79.617	2	78.006
8	77	William Lawrence	1.2 Legend Coupe	10	11:50.545	1:08.627	79.313	9	76.603
9	99	Scott Jackson	1.2 Legend Coupe	8	11:52.779	1:07.407	80.749	4	61.091
Not classified									
DNF	63	Derek Hogan	1.2 Legend	4	4:40.118	1:08.837	79.071	2	77.725
DNF	18	Michael Barrable	1.2 Legend Coupe	4	4:40.268	1:08.357	79.626	4	77.683
DNF	16	Gordon Brown	1.2 Legend	4	4:40.273	1:08.646	79.291	3	77.682

Announcements

Race Red Flagged on lap 6 - Restarted with grid based on lap 5 (Q12.15.2)

Margin of Victory	Avg. Speed	Best Lap Tm	Best Speed	Best Lap by
0.126	78.446	1:07.407	80.749	99 - Scott Jackson

Results provisional until the conclusion of judicial and technical matters

Orbits

Timekeeper: D.Bradfield

Clerk of Course: Chris Edwards

Live timing available at timing.rhwright.co.uk

www.mylaps.com

Licensed to: R.H.Wright Timing

Printed: 25/05/2024 13:47:55



Kirkistown 500MRCI May Race Meeting

Irish Legends

Kirkistown 500 MRCI 1.512 miles

Race 2 (R6)

25/05/2024 13:45

Race (8 Laps)

6	18	44
	11	12
5	46	99
	9	10
4	16	66
	7	8
3	241	25
	5	6
2	63	77
	3	4
1	11	13
	1	2

POLE POSITION



Results provisional until the conclusion of judicial and technical matters

Orbits

Timekeeper: D.Bradfield

Clerk of Course: Chris Edwards

Live timing available at timing.rhwright.co.uk

www.mylaps.com

Licensed to: R.H.Wright Timing

Printed: 25/05/2024 09:02:21



**R.H.
Wright**



Kirkistown 500MRCI May Race Meeting

Irish Legends

Kirkistown 500 MRCI 1.512 miles

Race 3 (R10 Final)

25/05/2024 16:00

Race (10 Laps) started at 15:27:30

Lap	Lap Tm	Diff	me of Day
(13) Lee Malone			
1	1:11.907	+4.854	3:43.679
2	1:09.187	+2.134	3:52.866
3	1:09.559	+2.506	1:02.425
4	1:07.601	+0.548	2:10.026
5	1:07.985	+0.932	3:18.011
6	1:07.669	+0.616	1:25.680
7	1:08.439	+1.386	5:34.119
8	1:07.053		3:41.172
9	1:08.982	+1.929	1:50.154
10	1:08.484	+1.431	3:58.638
(241) Evan Curran			
1	1:11.039	+3.377	3:42.853
2	1:08.665	+1.003	3:51.518
3	1:07.956	+0.294	3:59.474
4	1:07.966	+0.304	2:07.440
5	1:07.662		3:15.102
6	1:09.087	+1.425	1:24.189
7	1:08.458	+0.796	3:32.647
8	1:08.034	+0.372	3:40.681
9	1:09.452	+1.790	1:50.133
10	1:08.548	+0.886	3:58.681
(25) Sylvie Bartlett			
1	1:12.326	+4.360	3:43.637
2	1:09.215	+1.249	3:52.852
3	1:09.673	+1.707	1:02.525
4	1:08.427	+0.461	2:10.952
5	1:08.276	+0.310	3:19.228
6	1:08.129	+0.163	1:27.357
7	1:08.599	+0.633	3:35.956
8	1:07.966		3:43.922
9	1:08.677	+0.711	1:52.599
10	1:08.786	+0.820	3:01.385
(46) Declan Burke			
1	1:10.829	+2.826	3:42.201
2	1:09.793	+1.790	3:51.994
3	1:10.171	+2.168	1:02.165
4	1:09.022	+1.019	2:11.187
5	1:08.398	+0.395	3:19.585
6	1:08.261	+0.258	1:27.846
7	1:08.341	+0.338	3:36.187
8	1:08.003		3:44.190
9	1:09.079	+1.076	1:53.269
10	1:08.594	+0.591	3:01.863
(63) Derek Hogan			
1	1:11.235	+2.107	3:41.859
2	1:10.069	+0.941	3:51.928
3	1:10.912	+1.784	1:02.840
4	1:09.660	+0.532	2:12.500
5	1:11.726	+2.598	3:24.226
6	1:09.509	+0.381	1:33.735
7	1:09.400	+0.272	3:43.135
8	1:09.128		3:52.263
9	1:11.011	+1.883	3:03.274
10	1:10.718	+1.590	3:13.992
(77) William Lawrence			
1	1:13.925	+4.818	3:44.728
2	1:09.107		3:53.835
3	1:10.070	+0.963	1:03.905
4	1:09.305	+0.198	2:13.210
5	1:09.861	+0.754	3:23.071
6	1:10.302	+1.195	1:33.373
7	1:09.304	+0.197	3:42.677
8	1:09.469	+0.362	3:52.146
9	1:11.837	+2.730	3:03.983
10	1:10.082	+0.975	3:14.065
(66) Richard Spence			

Lap	Lap Tm	Diff	me of Day
1	1:11.411	+2.247	3:42.590
2	1:20.699	+11.535	3:03.289
3	1:10.395	+1.231	1:13.684
4	1:09.851	+0.687	1:23.535
5	1:09.164		3:32.699
6	1:10.682	+1.518	1:43.381
7	1:10.154	+0.990	3:53.535
8	1:10.305	+1.141	1:03.840
9	1:11.411	+2.247	3:15.251
10	1:10.988	+1.824	3:26.239
(11) Kevin Donohoe			
1	1:10.726	+2.373	3:41.782
2	1:08.353		3:50.135
3	1:20.924	+12.571	1:11.059
4	1:10.902	+2.549	1:21.961
5	1:10.792	+2.439	3:32.753
6	1:17.716	+9.363	1:50.469
7	1:22.894	+14.541	3:13.363
8	1:14.177	+5.824	1:27.540
9	1:10.683	+2.330	3:38.223
10	1:10.418	+2.065	3:48.641
(44) Anthony Malone			
1	1:11.240	+2.455	3:42.286
2	1:10.487	+1.702	3:52.773
3	1:10.946	+2.161	1:03.719
4	1:08.785		3:12.504
5	1:08.858	+0.073	1:21.362
6	1:45.772	+36.987	3:07.134
7	1:10.272	+1.487	3:17.406
8	1:11.212	+2.427	1:28.618
9	1:10.295	+1.510	3:38.913
10	1:10.715	+1.930	3:49.628
(99) Scott Jackson			
1	1:11.714	+4.550	3:43.280
2	1:09.347	+2.183	3:52.627
3	1:08.337	+1.173	1:00.964
4	1:07.164		3:08.128
5	1:07.359	+0.195	3:15.487
6	1:08.661	+1.497	1:24.148
7	1:08.306	+1.142	3:32.454
8	1:08.059	+0.895	3:40.513
(18) Michael Barrable			
1	1:10.257	+2.608	3:41.112
2	1:08.332	+0.683	3:49.444
3	1:08.612	+0.963	3:58.056
4	1:08.538	+0.889	3:06.594
5	1:08.412	+0.763	3:15.006
6	1:08.682	+1.033	1:23.688
7	1:10.365	+2.716	3:34.053
8	1:07.649		3:41.702

Lap	Lap Tm	Diff	me of Day
-----	--------	------	-----------

Results provisional until the conclusion of judicial and technical matters Orbits

Timekeeper: D.Bradfield

Clerk of Course: Chris Edwards

Live timing available at timing.rhwright.com

www.mylaps.com

Licensed to: R.H.Wright Timing

Printed: 26/05/2024 10:17:13



Kirkistown 500MRCI May Race Meeting

Sorted on Laps

Irish Legends

Kirkistown 500 MRCI 1.512 miles

Race 3 (R10 Final)

25/05/2024 16:00

Race (10 Laps) started at 15:27:30

Pos	No.	Name	Make	Laps	Total Tm	Best Tm	Best Speed	In Lap	Avg. Speed
1	13	Lee Malone	1.2 Legend	10	11:28.014	1:07.053	81.175	8	79.112
2	241	Evan Curran	1.2 Legend Coupe	10	11:28.057	1:07.662	80.444	5	79.107
3	25	Sylvie Bartlett	1.2 Legend Sedan	10	11:30.761	1:07.966	80.084	8	78.797
4	46	Declan Burke	1.2 Legend Coupe	10	11:31.239	1:08.003	80.041	8	78.743
5	63	Derek Hogan	1.2 Legend	10	11:43.368	1:09.128	78.738	8	77.385
6	77	William Lawrence	1.2 Legend Coupe	10	11:43.441	1:09.107	78.762	2	77.377
7	66	Richard Spence	1.2 Legend Coupe	10	11:55.615	1:09.164	78.697	5	76.061
8	11	Kevin Donohoe	1.2 Legend Coupe	10	12:18.017	1:08.353	79.631	2	73.752
9	44	Anthony Malone	1.2 Legend Coupe	10	12:19.004	1:08.785	79.131	4	73.653
Not classified									
DNF	99	Scott Jackson	1.2 Legend Coupe	8	9:09.889	1:07.164	81.041	4	79.187
DNF	18	Michael Barrable	1.2 Legend Coupe	8	9:11.078	1:07.649	80.460	8	79.016
DNS	16	Gordon Brown	1.2 Legend				-	0	-

Margin of Victory	Avg. Speed	Best Lap Tm	Best Speed	Best Lap by
0.043	79.112	1:07.053	81.175	13 - Lee Malone

Results provisional until the conclusion of judicial and technical matters

Orbits

Timekeeper: D.Bradfield

Clerk of Course: Chris Edwards

Live timing available at timing.rhwright.co.uk

www.mylaps.com

Licensed to: R.H.Wright Timing

Printed: 25/05/2024 16:53:53



Kirkistown 500MRCI May Race Meeting

Irish Legends

Kirkistown 500 MRCI 1.512 miles


Race 3 (R10 Final)

25/05/2024 16:00

Race (10 Laps)

6	241	13
	11	12
5	99	46
	9	10
4	25	66
	7	8
3	44	11
	5	6
2	18	77
	3	4
1	63	16
	1	2

POLE POSITION



Results provisional until the conclusion of judicial and technical matters

Orbits

Timekeeper: D.Bradfield

Clerk of Course: Chris Edwards

Live timing available at timing.rhwright.co.uk

www.mylaps.com

Printed: 25/05/2024 14:10:38

Licensed to: R.H.Wright Timing



**R.H.
Wright**



Kirkistown 500MRCI May Race Meeting

Libre Saloons/Roadsports

Kirkistown 500 MRCI 1.512 miles

Qualifying (Q4)

25/05/2024 10:20

Qualifying started at 10:15:09

Lap	Lap Tm	Diff	me of Day
(6) Gavin Stanfield			
1	1:08.838	+8.029	1:47.641
2	1:01.589	+0.780	1:49.230
3	1:02.193	+1.384	1:51.423
4	1:01.405	+0.596	1:52.828
5	1:01.171	+0.362	1:53.999
6	1:01.072	+0.263	1:55.071
7	1:01.469	+0.660	1:56.540
8	1:00.809		1:57.349
(31) Amie Black			
1	1:03.303	+1.413	1:38.007
2	1:03.356	+1.466	1:41.363
3	1:02.186	+0.296	1:43.549
4	1:03.217	+1.327	1:46.766
5	1:01.890		1:48.656
6	1:02.095	+0.205	1:50.751
7	1:02.531	+0.641	1:53.282
(55) Bernard Foley			
1	1:05.678	+2.943	1:34.132
2	1:05.166	+2.431	1:39.298
3	1:03.362	+0.627	1:42.660
4	1:05.528	+2.793	1:48.188
5	1:02.735		1:50.923
6	1:03.040	+0.305	1:53.963
7	1:03.959	+1.224	1:57.922
8	1:03.052	+0.317	1:00.974
(56) John Benson			
1	1:05.103	+2.367	1:32.723
2	1:04.712	+1.976	1:37.435
3	1:04.457	+1.721	1:41.892
4	1:03.505	+0.769	1:45.397
5	1:02.736		1:48.133
6	1:03.148	+0.412	1:51.281
7	1:03.682	+0.946	1:54.963
8	1:03.314	+0.578	1:58.277
9	1:03.623	+0.887	1:01.900
(144) Gavin Kilkey			
1	1:11.099	+6.744	1:48.810
2	1:06.306	+1.951	1:55.116
3	1:04.894	+0.539	1:00.010
4	1:04.355		1:04.365
5	1:04.852	+0.497	1:09.217
6	1:04.853	+0.498	1:14.070
7	1:04.641	+0.286	1:18.711
8	1:05.365	+1.010	1:24.076

Lap	Lap Tm	Diff	me of Day
-----	--------	------	-----------

Lap	Lap Tm	Diff	me of Day
-----	--------	------	-----------

Results provisional until the conclusion of judicial and technical matters

Orbits

Timekeeper: D.Bradfield

Clerk of Course: Chris Edwards

Live timing available at timing.rhwright.com

www.mylaps.com

Printed: 26/05/2024 10:18:09

Licensed to: R.H.Wright Timing



Kirkistown 500MRCI May Race Meeting

Sorted on best lap time

Libre Saloons/Roadsports

Kirkistown 500 MRCI 1.512 miles

Qualifying (Q4)

25/05/2024 10:20

Qualifying started at 10:15:09

Pos	No.	Name	Make	Best Tm	Diff	In Lap	Best Speed	2nd Best	In Lap
1	6	Gavin Stanfield	2.0t Subaru Impreza	1:00.809		8	89.510	1:01.072	6
2	31	Arnie Black	2.0 Crossle 37S	1:01.890	1.081	5	87.947	1:02.095	6
3	55	Bernard Foley	2.0 Crossle 42S	1:02.735	1.926	5	86.762	1:03.040	6
4	56	John Benson	2.0 Crossle 37S	1:02.736	1.927	5	86.761	1:03.148	6
5	144	Gavin Kilkey	2.0t SEAT Leon	1:04.355	3.546	4	84.578	1:04.641	7

Results provisional until the conclusion of judicial and technical matters

Orbits

Timekeeper: D.Bradfield

Clerk of Course: Chris Edwards

Live timing available at timing.rhwright.co.uk

www.mylaps.com

Licensed to: R.H.Wright Timing

Printed: 25/05/2024 10:29:00



R.H.
Wright



Kirkistown 500MRCI May Race Meeting

Libre Saloons/Roadsports

Kirkistown 500 MRCI 1.512 miles

Race 1 (R5)

25/05/2024 13:00

Race (12:00 and 1 Laps) started at 12:04:18

Lap	Lap Tm	Diff	me of Day
(6) Gavin Stanfield			
1	1:07.186	+5.665	1:27.586
2	1:02.047	+0.556	1:29.633
3	1:01.491		1:31.124
4	1:01.672	+0.181	1:32.796
5	1:02.485	+0.994	1:35.281
6	1:02.203	+0.712	1:37.484
7	1:02.422	+0.931	1:39.906
8	1:02.367	+0.876	1:42.273
9	1:02.833	+1.342	1:45.106
10	1:05.011	+3.520	1:50.117
11	1:02.616	+1.125	1:52.733
12	1:02.141	+0.650	1:54.874
13	1:05.048	+3.557	1:59.922
(31) Amie Black			
1	1:10.388	+8.505	1:31.718
2	1:03.061	+1.228	1:34.779
3	1:03.185	+1.352	1:37.964
4	1:02.429	+0.596	1:40.393
5	1:02.419	+0.586	1:42.812
6	1:03.193	+1.360	1:46.005
7	1:02.831	+0.998	1:48.836
8	1:02.449	+0.616	1:51.285
9	1:01.992	+0.159	1:53.277
10	1:02.946	+1.113	1:56.223
11	1:02.417	+0.584	1:58.640
12	1:01.833		1:00.473
13	1:02.236	+0.403	1:02.709
(56) John Benson			
1	1:08.249	+6.362	1:30.000
2	1:03.497	+1.610	1:33.497
3	1:03.221	+1.334	1:36.718
4	1:03.060	+1.173	1:39.778
5	1:03.245	+1.358	1:43.023
6	1:04.130	+2.243	1:47.153
7	1:02.904	+1.017	1:50.057
8	1:02.833	+0.946	1:52.890
9	1:02.592	+0.705	1:55.482
10	1:02.457	+0.570	1:57.939
11	1:01.867		1:59.826
12	1:02.015	+0.128	1:01.841
13	1:02.696	+0.809	1:04.537
(55) Bernard Foley			
1	1:08.627	+5.536	1:29.852
2	1:03.990	+0.899	1:33.842
3	1:04.455	+1.364	1:38.297
4	1:04.473	+1.382	1:42.770
5	1:03.716	+0.625	1:46.486
6	1:03.653	+0.562	1:50.139
7	1:03.450	+0.359	1:53.589
8	1:03.167	+0.076	1:56.756
9	1:03.091		1:59.847
10	1:03.352	+0.261	1:03.199
11	1:03.196	+0.105	1:06.395
12	1:03.298	+0.207	1:09.693
13	1:03.220	+0.129	1:12.913
(144) Gavin Kilkey			
1	1:11.398	+7.923	1:33.765
2	1:04.365	+0.880	1:38.120
3	1:03.475		1:41.595
4	1:03.753	+0.278	1:45.348
5	1:04.045	+0.570	1:49.393
6	1:03.914	+0.439	1:53.307
7	1:03.622	+0.147	1:56.929
8	1:04.632	+1.157	1:01.561
9	1:04.273	+0.798	1:05.834
10	1:04.498	+1.023	1:10.332
11	1:04.191	+0.716	1:14.523
12	1:04.549	+1.074	1:19.072

Lap	Lap Tm	Diff	me of Day
13	1:05.911	+2.436	1:24.983

Lap	Lap Tm	Diff	me of Day
-----	--------	------	-----------

Results provisional until the conclusion of judicial and technical matters

Orbits

Timekeeper: D.Bradfield

Clerk of Course: Chris Edwards

www.mylaps.com

Live timing available at timing.rhwright.com

Licensed to: R.H.Wright Timing

Printed: 26/05/2024 10:18:22



Kirkistown 500MRCI May Race Meeting

Sorted on Laps

Libre Saloons/Roadsports

Kirkistown 500 MRCI 1.512 miles

Race 1 (R5)

25/05/2024 13:00

Race (12:00 and 1 Laps) started at 12:04:18

Pos	No.	Name	Make	Laps	Total Tm	Best Tm	Best Speed	In Lap	Avg. Speed
Libre Saloons									
1	6	Gavin Stanfield	2.0t Subaru Impreza	13	13:41.315	1:01.491	88.517	3	86.154
2	144	Gavin Kilkey	2.0t SEAT Leon	13	14:06.376	1:03.475	85.751	3	83.603
Roadsports C									
1	31	Arnie Black	2.0 Crossle 37S	13	13:44.102	1:01.833	88.028	12	85.862
2	56	John Benson	2.0 Crossle 37S	13	13:45.930	1:01.887	87.951	11	85.672
3	55	Bernard Foley	2.0 Crossle 42S	13	13:54.306	1:03.091	86.273	9	84.812

Margin of Victory	Avg. Speed	Best Lap Tm	Best Speed	Best Lap by
2.787	86.154	1:01.491	88.517	6 - Gavin Stanfield

Results provisional until the conclusion of judicial and technical matters

Orbits

Timekeeper: D.Bradfield

Clerk of Course: Chris Edwards

Live timing available at timing.rhwright.co.uk

www.mylaps.com

Printed: 25/05/2024 12:19:11

Licensed to: R.H.Wright Timing



R.H.Wright
Timing



Kirkistown 500MRCI May Race Meeting

Libre Saloons/Roadsports

Kirkistown 500 MRCI 1.512 miles


Race 1 (R5)

25/05/2024 13:00

Race (12:00 and 1 Laps)

3	144	
	5	
2	55	56
	3	4
1	6	31
	1	2

POLE POSITION



Results provisional until the conclusion of judicial and technical matters

Orbits

Timekeeper: D.Bradfield

Clerk of Course: Chris Edwards

Live timing available at timing.rhwright.co.uk

www.mylaps.com

Licensed to: R.H.Wright Timing

Printed: 25/05/2024 10:32:09



**R.H.
Wright**



Kirkistown 500MRCI May Race Meeting

Libre Saloons/Roadsports

Kirkistown 500 MRCI 1.512 miles

Race 2 (R11)

25/05/2024 16:30

Race (12:00 and 1 Laps) started at 16:05:25

Lap	Lap Tm	Diff	me of Day
(6) Gavin Stanfield			
1	1:07.157	+5.433	1:35.163
2	1:02.658	+0.934	1:37.821
3	1:03.201	+1.477	1:41.022
4	1:02.271	+0.547	1:43.293
5	1:03.068	+1.344	1:46.361
6	1:02.093	+0.369	1:48.454
7	1:01.987	+0.263	1:50.441
8	1:01.724		1:52.165
9	1:02.107	+0.383	1:54.272
10	1:02.445	+0.721	1:56.717
11	1:02.515	+0.791	1:59.232
12	1:02.893	+1.169	1:02.125
13	1:10.033	+8.309	1:12.158

Lap	Lap Tm	Diff	me of Day
(31) Amie Black			
1	1:09.802	+7.803	1:39.207
2	1:02.843	+0.844	1:42.050
3	1:02.935	+0.936	1:44.985
4	1:03.016	+1.017	1:48.001
5	1:02.462	+0.463	1:50.463
6	1:02.139	+0.140	1:52.602
7	1:02.379	+0.380	1:54.981
8	1:02.427	+0.428	1:57.408
9	1:02.568	+0.569	1:59.976
10	1:02.701	+0.702	1:02.677
11	1:01.999		1:04.676
12	1:02.339	+0.340	1:07.015
13	1:08.529	+6.530	1:15.544

Lap	Lap Tm	Diff	me of Day
(55) Bernard Foley			
1	1:09.189	+6.064	1:37.871
2	1:03.473	+0.378	1:41.344
3	1:03.654	+0.559	1:44.998
4	1:05.343	+2.248	1:50.341
5	1:03.747	+0.652	1:54.088
6	1:03.411	+0.316	1:57.499
7	1:03.095		1:00.594
8	1:03.572	+0.477	1:04.166
9	1:03.857	+0.762	1:08.023
10	1:03.223	+0.128	1:11.246
11	1:03.413	+0.318	1:14.659
12	1:03.640	+0.545	1:18.299
13	1:10.890	+7.795	1:29.189

Lap	Lap Tm	Diff	me of Day
(144) Gavin Kilkey			
1	1:12.916	+9.826	1:42.315
2	1:04.849	+1.759	1:47.164
3	1:03.781	+0.691	1:50.945
4	1:03.423	+0.333	1:54.368
5	1:03.396	+0.306	1:57.764
6	1:03.454	+0.364	1:01.218
7	1:03.090		1:04.308
8	1:03.604	+0.514	1:07.912
9	1:03.623	+0.533	1:11.535
10	1:04.026	+0.936	1:15.561
11	1:03.866	+0.776	1:19.427
12	1:03.313	+0.223	1:22.740
13	1:18.180	+15.060	1:40.890

Lap	Lap Tm	Diff	me of Day
(56) John Benson			
1	1:09.318	+7.411	1:38.220
2	1:03.407	+1.500	1:41.627
3	1:04.000	+2.093	1:45.627
4	1:03.505	+1.598	1:49.132
5	1:03.068	+1.161	1:52.200
6	1:02.671	+0.764	1:54.871
7	1:02.043	+0.136	1:56.914
8	1:02.220	+0.313	1:59.134
9	1:02.670	+0.763	1:01.804
10	1:02.290	+0.383	1:04.094
11	1:01.961	+0.054	1:06.055
12	1:01.907		1:07.962

Lap	Lap Tm	Diff	me of Day
-----	--------	------	-----------

Lap	Lap Tm	Diff	me of Day
-----	--------	------	-----------

Results provisional until the conclusion of judicial and technical matters

Orbits

Timekeeper: D.Bradfield

Clerk of Course: Chris Edwards

Live timing available at timing.rhwright.com

www.mylaps.com

Licensed to: R.H.Wright Timing

Printed: 26/05/2024 10:18:34



Kirkistown 500MRCI May Race Meeting

Sorted on Laps

Libre Saloons/Roadsports

Kirkistown 500 MRCI 1.512 miles

Race 2 (R11)

25/05/2024 16:30

Race (12:00 and 1 Laps) started at 16:05:25

Pos	No.	Name	Make	Laps	Total Tm	Best Tm	Best Speed	In Lap	Avg. Speed
Libre Saloons									
1	6	Gavin Stanfield	2.0t Subaru Impreza	13	13:46.182	1:01.724	88.183	8	85.646
2	144	Gavin Kilkey	2.0t SEAT Leon	13	14:14.914	1:03.090	86.274	7	82.768
Roadsports C									
1	31	Arnie Black	2.0 Crossle 37S	13	13:49.568	1:01.999	87.792	11	85.297
2	55	Bernard Foley	2.0 Crossle 42S	13	14:03.213	1:03.095	86.267	7	83.916
Not classified									
DNF	56	John Benson	2.0 Crossle 37S	12	12:41.986	1:01.907	87.923	12	85.718

Margin of Victory	Avg. Speed	Best Lap Tm	Best Speed	Best Lap by
3.386	85.646	1:01.724	88.183	6 - Gavin Stanfield

Results provisional until the conclusion of judicial and technical matters

Orbits

Timekeeper: D.Bradfield

Clerk of Course: Chris Edwards

Live timing available at timing.rhwright.co.uk

www.mylaps.com

Licensed to: R.H.Wright Timing

Printed: 25/05/2024 16:24:44



R.H.Wright
Timing



Kirkistown 500MRCI May Race Meeting

Libre Saloons/Roadsports

Kirkistown 500 MRCI 1.512 miles

Race 2 (R11)

25/05/2024 16:30

Race (12:00 and 1 Laps)

3	144	
	5	
2	55	56
	3	4
1	6	31
	1	2

POLE POSITION



Results provisional until the conclusion of judicial and technical matters

Orbits

Timekeeper: D.Bradfield

Clerk of Course: Chris Edwards

Live timing available at timing.rhwright.co.uk

www.mylaps.com

Licensed to: R.H.Wright Timing

Printed: 25/05/2024 10:32:38



**R.H.
Wright**



Kirkistown 500MRCI May Race Meeting

Mazda MX5

Kirkistown 500 MRCI 1.512 miles

Qualifying (Q2)

25/05/2024 09:40

Qualifying started at 9:42:42

Lap	Lap Tm	Diff	me of Day
(55) Craig Ewing			
1	1:17.400	+8.074	14:02.744
2	1:10.769	+1.443	15:13.513
3	1:09.957	+0.631	16:23.470
4	1:09.652	+0.326	17:33.122
5	1:09.596	+0.270	18:42.718
6	1:09.326		19:52.044
7	1:09.706	+0.380	1:01.750
8	1:10.114	+0.788	12:11.864
9	1:09.512	+0.186	13:21.376
(42) Rob Kennedy			
1	1:13.008	+3.634	15:40.943
2	1:11.029	+1.655	16:51.972
3	1:10.028	+0.654	18:02.000
4	1:09.741	+0.367	19:11.741
5	1:09.738	+0.364	20:21.479
6	1:10.292	+0.918	1:31.771
7	1:09.374		2:41.145
8	1:10.002	+0.628	3:51.147
(14) Francis Allen			
1	1:10.392	+0.025	17:15.085
2	1:10.420	+0.053	18:25.505
3	1:10.884	+0.517	19:36.389
4	1:10.423	+0.056	20:46.812
5	1:10.314	-0.053	1:57.126
6	1:10.227	-0.140	3:07.353
7	1:10.367		4:17.720
(34) Damian Moran			
1	1:12.457	+1.825	15:52.000
2	1:11.139	+0.507	17:03.139
3	2:20.930	10.298	19:24.069
4	1:10.772	+0.140	20:34.841
5	1:10.632		1:45.473
6	1:10.655	+0.023	2:56.128
7	1:22.851	+12.219	4:18.979
(22) David Cousins			
1	1:13.310	+2.284	15:36.629
2	1:11.026		16:47.655
3	1:11.689	+0.663	17:59.344
(9) John Stewart			
1	1:12.658	+1.153	15:14.956
2	1:11.505		16:26.461
3	1:11.643	+0.138	17:38.104
4	1:11.900	+0.395	18:50.004
5	1:12.000	+0.495	20:02.004
6	1:12.116	+0.611	1:14.120
7	1:17.722	+6.217	2:31.842
8	1:16.415	+4.910	3:48.257
(41) Jim Kennedy			
1	1:14.090	+2.569	15:26.971
2	1:11.949	+0.428	16:38.920
3	1:12.189	+0.668	17:51.109
4	1:12.077	+0.556	19:03.186
5	1:12.236	+0.715	20:15.422
6	1:11.521		1:26.943
7	1:12.295	+0.774	2:39.238
8	1:16.526	+5.005	3:55.764
(50) Robert McAllister			
1	1:39.858	+28.020	16:15.280
2	1:15.849	+4.011	17:31.109
3	1:12.796	+0.958	18:43.905
4	1:11.823	-0.015	19:55.728
5	1:26.900	+15.062	1:22.628
6	1:16.128	+4.290	2:38.756
7	1:11.838		3:50.594

Lap	Lap Tm	Diff	me of Day
(7) Gregory Radcliffe			
1	1:18.123	+6.255	15:47.115
2	1:13.779	+1.911	17:00.894
3	1:12.442	+0.574	18:13.336
4	1:13.239	+1.371	19:26.575
5	1:11.868		20:38.443
6	1:12.914	+1.046	1:51.357
7	1:12.294	+0.426	3:03.651
8	1:12.161	+0.293	4:15.812

Lap	Lap Tm	Diff	me of Day
-----	--------	------	-----------

Results provisional until the conclusion of judicial and technical matters

Orbits

Timekeeper: D.Bradfield

Clerk of Course: Chris Edwards

Live timing available at timing.rhwright.com

www.mylaps.com

Printed: 26/05/2024 10:18:46

Licensed to: R.H.Wright Timing



Kirkistown 500MRCI May Race Meeting

Sorted on best lap time

Mazda MX5

Kirkistown 500 MRCI 1.512 miles

Qualifying (Q2)

25/05/2024 09:40

Qualifying started at 9:42:42

Pos	No.	Name	Make	Best Tm	Diff	In Lap	Best Speed	2nd Best	In Lap
1	55	Craig Ewing	1.5 Mazda MX5	1:09.326		6	78.513	1:09.512	9
2	42	Rob Kennedy	1.8 Mazda MX5	1:09.374	0.048	7	78.459	1:09.738	5
3	14	Francis Allen	1.8 Mazda MX5	1:10.367	1.041	7	77.352	1:10.392	1
4	34	Damian Moran	1.8 Mazda MX5	1:10.632	1.306	5	77.062	1:10.655	6
5	22	David Cousins	1.8 Mazda MX5	1:11.026	1.700	2	76.634	1:11.689	3
6	9	John Stewart	1.8 Mazda MX5	1:11.505	2.179	2	76.121	1:11.643	3
7	41	Jim Kennedy	1.8 Mazda MX5	1:11.521	2.195	6	76.104	1:11.949	2
8	50	Robert McAllister	1.8 Mazda MX5	1:11.838	2.512	7	75.768	1:12.796	3
9	7	Gregory Radcliffe	1.8 Mazda MX5	1:11.868	2.542	5	75.736	1:12.161	8
10	84	Paul McAlinden	1.8 Mazda MX5			0	-		0
11	311	Stuart Annesley	1.8 Mazda MX5			0	-		0

Announcements

Car 34 – Please fit a working transponder as per MSUK Reg Q12.8.1

Results provisional until the conclusion of judicial and technical matters

Orbits

Timekeeper: D.Bradfield

Clerk of Course: Chris Edwards

Live timing available at timing.rhwright.co.uk

www.mylaps.com

Licensed to: R.H.Wright Timing

Printed: 25/05/2024 09:57:14



**R.H.
Wright**



Kirkistown 500MRCI May Race Meeting

Mazda MX5

Kirkistown 500 MRCI 1.512 miles

Race 1 (R3)

25/05/2024 12:00

Race (12:00 and 1 Laps) started at 11:20:16

Lap	Lap Tm	Diff	me of Day
(55) Craig Ewing			
1	1:14.747	+5.533	1:32.989
2	1:09.891	+0.677	2:42.880
3	1:09.532	+0.318	3:52.412
4	1:09.546	+0.332	5:01.958
5	1:09.214		6:11.172
6	1:09.772	+0.558	7:20.944
7	1:09.959	+0.745	8:30.903
8	1:10.004	+0.790	9:40.907
9	1:10.239	+1.025	10:51.146
10	1:09.810	+0.596	2:00.956
11	1:09.576	+0.362	3:10.532
12	1:09.957	+0.743	4:20.489
(42) Rob Kennedy			
1	1:16.501	+6.816	1:35.273
2	1:09.685		2:44.958
3	1:09.713	+0.028	3:54.671
4	1:10.538	+0.853	5:05.209
5	1:10.630	+0.945	6:15.839
6	1:10.007	+0.322	7:25.846
7	1:10.035	+0.350	8:35.881
8	1:09.922	+0.237	9:45.803
9	1:10.012	+0.327	10:55.815
10	1:10.182	+0.497	12:05.997
11	1:10.417	+0.732	13:16.414
12	1:10.710	+1.025	14:27.124
(34) Damian Moran			
1	1:15.135	+4.849	1:34.482
2	1:10.870	+0.584	2:45.352
3	1:10.286		3:55.638
4	1:10.592	+0.306	5:06.230
5	1:10.477	+0.191	6:16.707
6	1:11.553	+1.267	7:28.260
7	1:11.419	+1.133	8:39.679
8	1:11.442	+1.156	9:51.121
9	1:11.428	+1.142	11:02.549
10	1:11.388	+1.102	12:13.937
11	1:11.484	+1.198	13:25.421
12	1:11.413	+1.127	14:36.834
(14) Francis Allen			
1	1:15.996	+5.903	1:35.206
2	1:10.814	+0.721	2:46.020
3	1:10.267	+0.174	3:56.287
4	1:10.093		5:06.380
5	1:10.540	+0.447	6:16.920
6	1:11.628	+1.535	7:28.548
7	1:11.333	+1.240	8:39.881
8	1:11.389	+1.296	9:51.270
9	1:11.461	+1.368	11:02.731
10	1:11.609	+1.516	12:14.340
11	1:11.302	+1.209	13:25.642
12	1:11.743	+1.650	14:37.385
(9) John Stewart			
1	1:17.829	+6.146	1:37.425
2	1:11.939	+0.256	2:49.364
3	1:11.683		4:01.047
4	1:11.810	+0.127	5:12.857
5	1:12.158	+0.475	6:25.015
6	1:12.868	+1.185	7:37.883
7	1:13.491	+1.808	8:51.374
8	1:12.887	+1.204	10:04.261
9	1:11.845	+0.162	11:16.106
10	1:12.310	+0.627	12:28.416
11	1:12.487	+0.804	13:40.903
12	1:12.762	+1.079	14:53.665
(41) Jim Kennedy			
1	1:21.185	+9.632	1:41.569
2	1:12.237	+0.684	2:53.806

Lap	Lap Tm	Diff	me of Day
3	1:11.942	+0.389	4:05.748
4	1:12.327	+0.774	5:18.075
5	1:13.501	+1.948	6:31.576
6	1:12.941	+1.388	7:44.517
7	1:11.694	+0.141	8:56.211
8	1:11.553		10:07.764
9	1:11.777	+0.224	11:19.541
10	1:11.621	+0.068	12:31.162
11	1:11.924	+0.371	13:43.086
12	1:15.701	+4.148	14:58.787
(7) Gregory Radcliffe			
1	1:17.974	+5.639	1:38.997
2	1:12.962	+0.627	2:51.959
3	1:13.120	+0.785	4:05.079
4	1:12.743	+0.408	5:17.822
5	1:13.333	+0.998	6:31.155
6	1:13.341	+1.006	7:44.496
7	1:12.570	+0.235	8:57.066
8	1:12.536	+0.201	10:09.602
9	1:12.335		11:21.937
10	1:12.823	+0.488	12:34.760
11	1:13.030	+0.695	13:47.790
12	1:12.686	+0.351	15:00.476
(50) Robert McAllister			
1	1:24.121	+12.188	1:44.501
2	1:11.933		2:56.434
3	1:12.185	+0.252	4:08.619
4	1:12.064	+0.131	5:20.683
5	1:12.295	+0.362	6:32.978
6	1:12.149	+0.216	7:45.127
7	1:12.222	+0.289	8:57.349
8	1:12.147	+0.214	10:09.496
9	1:13.116	+1.183	11:22.612
10	1:12.496	+0.563	12:35.108
11	1:12.847	+0.914	13:47.955
12	1:12.729	+0.796	15:00.684
(22) David Cousins			
1	1:16.634	+5.511	1:36.314
2	1:11.123		2:47.437
3	1:11.810	+0.687	4:09.247
4	1:11.662	+0.539	5:20.909
5	1:25.945	+14.822	6:46.854
6	1:12.604	+1.481	8:09.458
7	1:11.672	+0.549	9:21.130
8	1:11.878	+0.755	10:32.008
9	1:15.868	+4.745	11:47.876
10	1:18.559	+7.436	13:06.435
11	1:18.962	+7.839	14:25.397
12	1:22.172	+11.049	15:47.569

Lap	Lap Tm	Diff	me of Day
-----	--------	------	-----------

Results provisional until the conclusion of judicial and technical matters

Orbits

Timekeeper: D.Bradfield

Clerk of Course: Chris Edwards

www.mylaps.com

Live timing available at timing.rhwright.

Licensed to: R.H.Wright Timing

Printed: 26/05/2024 10:18:58



Kirkistown 500MRCI May Race Meeting

Sorted on Laps

Mazda MX5

Kirkistown 500 MRCI 1.512 miles

Race 1 (R3)

25/05/2024 12:00

Race (12:00 and 1 Laps) started at 11:20:16

Pos	No.	Name	Make	Laps	Total Tm	Best Tm	Best Speed	In Lap	Avg. Speed
1	55	Craig Ewing	1.5 Mazda MX5	12	14:04.235	1:09.214	78.640	5	77.367
2	42	Rob Kennedy	1.8 Mazda MX5	12	14:10.870	1:09.685	78.109	2	76.764
3	34	Damian Moran	1.8 Mazda MX5	12	14:20.580	1:10.286	77.441	3	75.898
4	14	Francis Allen	1.8 Mazda MX5	12	14:21.131	1:10.093	77.654	4	75.849
5	9	John Stewart	1.8 Mazda MX5	12	14:37.411	1:11.683	75.932	3	74.442
6	41	Jim Kennedy	1.8 Mazda MX5	12	14:42.533	1:11.553	76.070	8	74.010
7	7	Gregory Radcliffe	1.8 Mazda MX5	12	14:44.222	1:12.335	75.247	9	73.869
8	50	Robert McAllister	1.8 Mazda MX5	12	14:44.430	1:11.933	75.668	2	73.851
9	22	David Cousins	1.8 Mazda MX5	12	15:12.315	1:11.123	76.530	2	71.594
Not classified									
DNF	311	Stuart Annesley	1.8 Mazda MX5		5.880		-	0	-
DNS	84	Paul McAlinden	1.8 Mazda MX5				-	0	-

Margin of Victory

Avg. Speed

Best Lap Tm

Best Speed

Best Lap by

6.635

77.367

1:09.214

78.640

55 - Craig Ewing

Results provisional until the conclusion of judicial and technical matters

Orbits

Timekeeper: D.Bradfield

Clerk of Course: Chris Edwards

Live timing available at timing.rhwright.co.uk

www.mylaps.com

Licensed to: R.H.Wright Timing

Printed: 25/05/2024 11:35:56



Kirkistown 500MRCI May Race Meeting

Mazda MX5

Kirkistown 500 MRCI 1.512 miles


Race 1 (R3)

25/05/2024 12:00

Race (12:00 and 1 Laps)

6	311	
	11	
5	7	84
	9	10
4	41	50
	7	8
3	22	9
	5	6
2	14	34
	3	4
1	55	42
	1	2

POLE POSITION



Results provisional until the conclusion of judicial and technical matters

Orbits

Timekeeper: D.Bradfield

Clerk of Course: Chris Edwards

Live timing available at timing.rhwright.co.uk

www.mylaps.com

Licensed to: R.H.Wright Timing

Printed: 25/05/2024 10:00:58



**R.H.
Wright**



Kirkistown 500MRCI May Race Meeting

Mazda MX5

Kirkistown 500 MRCI 1.512 miles

Race 2 (R8)

25/05/2024 15:00

Race started at 14:24:59

Lap	Lap Tm	Diff	me of Day
(55) Craig Ewing			
1	1:18.012	+8.302	1:22.058
2	1:12.054	+2.344	1:34.112
3	1:09.954	+0.244	1:44.066
4	1:10.487	+0.777	1:54.553
5	1:10.824	+1.114	1:05.377
6	1:09.761	+0.051	1:15.138
7	1:10.437	+0.727	1:25.575
8	1:09.740		1:35.285
9	1:10.286	+0.576	1:45.571
10	1:11.015	+1.305	1:56.586
11	1:10.806	+1.096	1:07.392
(14) Francis Allen			
1	1:17.389	+6.575	1:20.800
2	1:10.916	+0.102	1:31.716
3	1:11.074	+0.260	1:42.790
4	1:10.814		1:53.604
5	1:11.695	+0.881	1:05.299
6	1:11.197	+0.383	1:16.496
7	1:11.644	+0.830	1:28.140
8	1:11.122	+0.308	1:39.262
9	1:11.067	+0.253	1:50.329
10	1:11.227	+0.413	1:01.556
11	1:11.162	+0.348	1:12.718
(34) Damian Moran			
1	1:19.097	+8.109	1:22.888
2	1:12.014	+1.026	1:34.902
3	1:10.988		1:45.890
4	1:11.299	+0.311	1:57.189
5	1:11.324	+0.336	1:08.513
6	1:11.058	+0.070	1:19.571
7	1:11.238	+0.250	1:30.809
8	1:12.341	+1.353	1:43.150
9	1:11.329	+0.341	1:54.479
10	1:12.260	+1.272	1:06.739
11	1:12.569	+1.581	1:19.308
(22) David Cousins			
1	1:18.865	+7.343	1:20.864
2	1:13.231	+1.709	1:34.095
3	1:12.938	+1.416	1:47.033
4	1:12.302	+0.780	1:59.335
5	1:11.891	+0.369	1:11.226
6	1:12.411	+0.889	1:23.637
7	1:11.731	+0.209	1:35.368
8	1:11.805	+0.283	1:47.173
9	1:11.522		1:58.695
10	1:11.827	+0.305	1:10.522
11	1:11.749	+0.227	1:22.271
(50) Robert McAllister			
1	1:20.705	+8.526	1:22.632
2	1:14.905	+2.726	1:37.537
3	1:14.111	+1.932	1:51.648
4	1:12.899	+0.720	1:04.547
5	1:12.955	+0.776	1:17.502
6	1:12.179		1:29.681
7	1:12.613	+0.434	1:42.294
8	1:12.821	+0.642	1:55.115
9	1:12.396	+0.217	1:07.511
10	1:12.907	+0.728	1:20.418
11	1:12.766	+0.587	1:33.184
(7) Gregory Radcliffe			
1	1:20.810	+8.656	1:23.254
2	1:14.649	+2.495	1:37.903
3	1:14.124	+1.970	1:52.027
4	1:12.720	+0.566	1:04.747
5	1:13.364	+1.210	1:18.111
6	1:12.702	+0.548	1:30.813
7	1:12.746	+0.592	1:43.559

Lap	Lap Tm	Diff	me of Day
8	1:13.188	+1.034	1:56.747
9	1:12.154		1:08.901
10	1:13.017	+0.863	1:21.918
11	1:12.989	+0.835	1:34.907
(311) Stuart Annesley			
1	1:19.803	+7.568	1:24.671
2	1:13.932	+1.697	1:38.603
3	1:14.909	+2.674	1:53.512
4	1:12.812	+0.577	1:06.324
5	1:13.336	+1.101	1:19.660
6	1:12.755	+0.520	1:32.415
7	1:12.484	+0.249	1:44.899
8	1:12.694	+0.459	1:57.593
9	1:12.235		1:09.828
10	1:12.512	+0.277	1:22.340
11	1:12.961	+0.726	1:35.301
(41) Jim Kennedy			
1	1:21.117	+8.910	1:26.049
2	1:13.466	+1.259	1:39.515
3	1:14.612	+2.405	1:54.127
4	1:12.932	+0.725	1:07.059
5	1:13.624	+1.417	1:20.683
6	1:12.235	+0.028	1:32.918
7	1:12.329	+0.122	1:45.247
8	1:12.728	+0.521	1:57.975
9	1:12.890	+0.683	1:10.865
10	1:12.207		1:23.072
11	1:12.765	+0.558	1:35.837
(9) John Stewart			
1	1:20.483	+7.597	1:23.623
2	1:13.902	+1.016	1:37.525
3	1:13.407	+0.521	1:50.932
4	1:12.886		1:03.818
5	1:21.475	+8.589	1:25.293
6	1:32.126	+19.240	1:57.419
7	1:14.438	+1.552	1:11.857
8	1:14.942	+2.056	1:26.799
9	1:15.421	+2.535	1:42.220
10	1:14.451	+1.565	1:56.671
11	1:15.965	+3.079	1:12.636
(42) Rob Kennedy			
1	1:17.538	+8.087	1:23.568
2	1:11.749	+2.298	1:35.317
3	1:10.801	+1.350	1:46.118
4	1:10.957	+1.506	1:57.075
5	1:10.578	+1.127	1:07.653
6	1:10.230	+0.779	1:17.883
7	1:09.451		1:27.334
8	1:10.227	+0.776	1:37.561

Lap	Lap Tm	Diff	me of Day
-----	--------	------	-----------

Results provisional until the conclusion of judicial and technical matters Orbits

Timekeeper: D.Bradfield

Clerk of Course: Chris Edwards

www.mylaps.com

Live timing available at timing.rhwright.

Licensed to: R.H.Wright Timing

Printed: 26/05/2024 10:19:10



Kirkistown 500MRCI May Race Meeting

Sorted on Laps

Mazda MX5

Kirkistown 500 MRCI 1.512 miles

Race 2 (R8)

25/05/2024 15:00

Race started at 14:24:59

Pos	No.	Name	Make	Laps	Total Tm	Best Tm	Best Speed	In Lap	Avg. Speed
1	55	Craig Ewing	1.5 Mazda MX5	11	13:07.667	1:09.710	78.081	8	76.013
2	14	Francis Allen	1.8 Mazda MX5	11	13:12.993	1:10.814	76.864	4	75.503
3	34	Damian Moran	1.8 Mazda MX5	11	13:19.583	1:10.988	76.675	3	74.881
4	22	David Cousins	1.8 Mazda MX5	11	13:22.546	1:11.522	76.103	9	74.604
5	50	Robert McAllister	1.8 Mazda MX5	11	13:33.459	1:12.179	75.410	6	73.603
6	7	Gregory Radcliffe	1.8 Mazda MX5	11	13:35.182	1:12.154	75.436	9	73.448
7	311	Stuart Annesley	1.8 Mazda MX5	11	13:35.576	1:12.235	75.352	9	73.412
8	41	Jim Kennedy	1.8 Mazda MX5	11	13:36.112	1:12.207	75.381	10	73.364
9	9	John Stewart	1.8 Mazda MX5	11	14:12.911	1:12.886	74.679	4	70.199
Not classified									
DNF	42	Rob Kennedy	1.8 Mazda MX5	8	9:37.836	1:09.451	78.372	7	75.357

Margin of Victory

Avg. Speed

Best Lap Tm

Best Speed

Best Lap by

5.326

76.013

1:09.710

78.081

55 - Craig Ewing

Results provisional until the conclusion of judicial and technical matters

Orbits

Timekeeper: D.Bradfield

Clerk of Course: Chris Edwards

Live timing available at timing.rhwright.co.uk

www.mylaps.com

Printed: 25/05/2024 14:40:00

Licensed to: R.H.Wright Timing



Kirkistown 500MRCI May Race Meeting

Mazda MX5

Kirkistown 500 MRCI 1.512 miles

Race 2 (R8)

25/05/2024 15:00

Race (12:00 and 1 Laps)

6	311	
	11	
5	55	84
	9	10
4	34	42
	7	8
3	9	14
	5	6
2	7	41
	3	4
1	22	50
	1	2

POLE POSITION



Results provisional until the conclusion of judicial and technical matters

Orbits

Timekeeper: D.Bradfield

Clerk of Course: Chris Edwards

Live timing available at timing.rhwright.co.uk

www.mylaps.com

Licensed to: R.H.Wright Timing

Printed: 25/05/2024 11:37:37



**R.H.
Wright**



Kirkistown 500MRCI May Race Meeting

Kirkistown Mini Coopers/Fiesta

Kirkistown 500 MRCI 1.512 miles

Qualifying (Q1)

25/05/2024 09:00

Qualifying started at 9:14:06

Lap	Lap Tm	Diff	me of Day
-----	--------	------	-----------

Lap	Lap Tm	Diff	me of Day
(28) Peter Bennett			
1	1:13.220		6:43.591
2	1:13.546	+0.326	7:57.137
3	1:13.901	+0.681	9:11.038
4	1:13.526	+0.306	10:24.564
5	1:13.430	+0.210	11:37.994
6	1:15.248	+2.028	12:53.242

Lap	Lap Tm	Diff	me of Day
(55) Mark Stewart			
1	1:13.364	-0.034	7:15.923
2	1:14.066	+0.668	8:29.989
3	1:13.950	+0.552	9:43.939
4	1:13.398	-0.573	10:57.337
5	1:13.811	+0.413	12:11.148
6	1:13.861	+0.463	13:25.009
7	1:13.882	+0.484	14:38.891

Lap	Lap Tm	Diff	me of Day
(96) Darren Gilmore			
1	1:13.703	+0.180	6:44.582
2	1:14.526	+0.983	7:59.088
3	1:17.176	+3.633	9:16.264
4	1:13.543	-0.262	10:29.807
5	1:13.608	+0.065	11:43.415
6	1:15.324	+1.781	12:58.739
7	1:14.260	+0.717	14:12.999

Lap	Lap Tm	Diff	me of Day
(4) Johnny Titterington			
1	1:15.010	+1.349	6:53.471
2	1:14.539	+0.878	8:08.010
3	1:14.449	+0.788	9:22.459
4	1:14.293	+0.632	10:36.752
5	1:14.533	+0.872	11:51.285
6	1:13.843	+0.182	13:05.128
7	1:13.661	-0.182	14:18.789
8	1:14.275	+0.614	15:33.064

Lap	Lap Tm	Diff	me of Day
(98) Craig Gilmore			
1	1:14.218	+0.442	6:45.643
2	1:14.367	+0.591	8:00.010
3	1:14.855	+1.079	9:14.865
4	1:14.199	+0.423	10:29.064
5	1:14.033	+0.257	11:43.097
6	1:13.776	-0.257	12:56.873
7	1:14.177	+0.401	14:11.050

Lap	Lap Tm	Diff	me of Day
(35) Ryan Hogg			
1	1:15.462	+1.233	6:56.123
2	1:15.624	+1.395	8:11.747
3	1:14.577	+0.348	9:26.324
4	1:14.521	+0.292	10:40.845
5	1:14.229	-0.312	11:55.074
6	1:14.775	+0.546	13:09.849
7	1:15.495	+1.266	14:25.344
8	1:16.473	+2.244	15:41.817

Lap	Lap Tm	Diff	me of Day
(11) Paul Stewart			
1	1:15.351	+1.038	6:44.172
2	1:14.313	-0.038	7:58.485
3	1:14.901	+0.588	9:13.386
4	1:14.519	+0.206	10:27.905
5	1:14.340	+0.027	11:42.245
6	1:15.688	+1.375	12:57.933
7	1:14.838	+0.525	14:12.771

Lap	Lap Tm	Diff	me of Day
(222) Finn Blaine			
1	1:17.792	+2.780	7:06.814
2	1:16.875	+1.863	8:23.689
3	1:16.274	+1.262	9:39.963
4	1:15.717	+0.705	10:55.680
5	1:15.762	+0.750	12:11.442
6	1:15.139	+0.127	13:26.581
7	1:15.012	-0.127	14:41.593

Lap	Lap Tm	Diff	me of Day
-----	--------	------	-----------

Lap	Lap Tm	Diff	me of Day
(49) Michael Graham			
1	1:18.084	+1.100	7:32.985
2	1:18.995	+2.011	8:51.980
3	1:18.370	+1.386	10:10.350
4	1:16.984	-0.386	11:27.334
5	1:17.216	+0.232	12:44.550
6	1:17.414	+0.430	14:01.964
7	1:17.244	+0.260	15:19.208

Lap	Lap Tm	Diff	me of Day
(97) Neville Anderson			
1	1:19.987	+2.717	7:33.635
2	1:17.717	+0.447	8:51.352
3	1:18.301	+1.031	10:09.653
4	1:18.159	+0.889	11:27.812
5	1:17.270	-0.889	12:45.082
6	1:17.943	+0.673	14:03.025
7	1:17.888	+0.618	15:20.913

Lap	Lap Tm	Diff	me of Day
(21) Megan Campbell			
1	1:19.985	+1.413	17:46.111
2	1:19.314	+0.742	9:05.425
3	1:19.103	+0.531	10:24.528
4	1:19.354	+0.782	11:43.882
5	1:18.572	-0.782	13:02.454
6	1:18.655	+0.083	14:21.109
7	1:18.767	+0.195	15:39.876

Lap	Lap Tm	Diff	me of Day
(128) Stephen Walker			
1	1:20.765	+2.131	7:25.401
2	1:19.619	+0.985	8:45.020
3	1:18.857	+0.223	10:03.877
4	1:18.634	-0.223	11:22.511
5	1:18.820	+0.186	12:41.331
6	1:22.951	+4.317	14:04.282
7	1:18.635	+0.001	15:22.917

Lap	Lap Tm	Diff	me of Day
(18) Conor Mulholland			
1	1:19.966	+1.261	7:37.154
2	1:19.240	+0.535	8:56.394
3	1:18.705	-0.535	10:15.099
4	1:18.986	+0.281	11:34.085
5	1:18.971	+0.266	12:53.056
6	1:19.012	+0.307	14:12.068
7	1:19.152	+0.447	15:31.220

Lap	Lap Tm	Diff	me of Day
(888) Sean McCallion			
1	1:24.285	+5.194	7:52.687
2	1:24.190	+5.099	9:16.877
3	1:20.440	+1.349	10:37.317
4	1:19.091	-0.668	11:56.408
5	1:19.759	+0.668	13:16.167
6	1:19.637	+0.546	14:35.804

Lap	Lap Tm	Diff	me of Day
(26) Grace McCallion			
1	1:22.648	+2.151	7:51.167
2	1:21.777	+1.280	9:12.944
3	1:22.178	+1.681	10:35.122
4	1:21.905	+1.408	11:57.027
5	1:21.232	+0.735	13:18.259
6	1:20.497	-0.735	14:38.756

Results provisional until the conclusion of judicial and technical matters

Orbits

Timekeeper: D.Bradfield

Clerk of Course: Chris Edwards

Live timing available at timing.rhwright.com

www.mylaps.com

Printed: 26/05/2024 10:17:29

Licensed to: R.H.Wright Timing



Kirkistown 500MRCI May Race Meeting

Sorted on best lap time

Kirkistown Mini Coopers/Fiesta

Kirkistown 500 MRCI 1.512 miles

Qualifying (Q1)

25/05/2024 09:00

Qualifying started at 9:14:06

Pos	No.	Name	Make	Best Tm	Diff	In Lap	Best Speed	2nd Best	In Lap
1	28	Peter Bennett	1.6 BMW Mini	1:13.220		1	74.338	1:13.430	5
2	55	Mark Stewart	1.6 BMW Mini	1:13.398	0.178	4	74.158	1:13.811	5
3	96	Darren Gilmore	1.6 BMW Mini	1:13.543	0.323	4	74.011	1:13.608	5
4	4	Johnny Titterington	1.6 BMW Mini	1:13.661	0.441	7	73.893	1:13.843	6
5	98	Craig Gilmore	1.6 BMW Mini	1:13.776	0.556	6	73.778	1:14.033	5
6	35	Ryan Hogg	1.6 BMW Min	1:14.229	1.009	5	73.327	1:14.521	4
7	11	Paul Stewart	1.6 BMW Mini	1:14.313	1.093	2	73.245	1:14.340	5
8	222	Finn Blaine	1.6 BMW Mini	1:15.012	1.792	7	72.562	1:15.139	6
9	49	Michael Graham	1.3 Ford Fiesta	1:16.984	3.764	4	70.703	1:17.216	5
10	97	Neville Anderson	1.3 Ford Fiesta	1:17.270	4.050	5	70.442	1:17.717	2
11	21	Megan Campbell	1.3 Ford Fiesta	1:18.572	5.352	5	69.274	1:18.655	6
12	128	Stephen Walker	1.3 Ford Fiesta	1:18.634	5.414	4	69.220	1:18.635	7
13	18	Conor Mulholland	1.3 Ford Fiesta	1:18.705	5.485	3	69.157	1:18.971	5
14	888	Sean McCallion	1.3 Ford Fiesta	1:19.091	5.871	4	68.820	1:19.637	6
15	26	Grace McCallion	1.3 Ford Fiesta	1:20.497	7.277	6	67.618	1:21.232	5
16	29	Henry White	1.3 Ford Fiesta			0	-		0

Results provisional until the conclusion of judicial and technical matters

Orbits

Timekeeper: D.Bradfield

Clerk of Course: Chris Edwards

Live timing available at timing.rhwright.co.uk

www.mylaps.com

Licensed to: R.H.Wright Timing

Printed: 25/05/2024 09:34:17



**R.H.
Wright**



Kirkistown 500MRCI May Race Meeting

Kirkistown Mini Coopers/Fiesta

Kirkistown 500 MRCI 1.512 miles

Race 1 (R1)

25/05/2024 11:00

Race (12:00 and 1 Laps) started at 10:38:38

Lap	Lap Tm	Diff	me of Day
(28) Peter Bennett			
1	1:18.423	+5.255	1:58.681
2	2:00.680	+47.512	1:59.361
3	1:41.089	+27.921	1:40.450
4	1:13.168		1:53.618
5	1:13.270	+0.102	1:06.888
6	1:13.241	+0.073	1:20.129
7	1:13.296	+0.128	1:33.425
8	1:13.211	+0.043	1:46.636
9	1:13.626	+0.458	1:00.262
10	1:13.772	+0.604	1:14.034
(11) Paul Stewart			
1	1:20.316	+7.005	1:02.491
2	1:59.961	+46.650	1:02.452
3	1:39.521	+26.210	1:41.973
4	1:13.713	+0.402	1:55.686
5	1:14.173	+0.862	1:09.859
6	1:13.597	+0.286	1:23.456
7	1:13.311		1:36.767
8	1:14.172	+0.861	1:50.939
9	1:13.684	+0.373	1:04.623
10	1:14.515	+1.204	1:19.138
(96) Darren Gilmore			
1	1:20.966	+7.687	1:02.286
2	1:59.589	+46.310	1:01.875
3	1:39.683	+26.404	1:41.558
4	1:13.887	+0.608	1:55.445
5	1:15.915	+2.636	1:11.360
6	1:14.113	+0.834	1:25.473
7	1:13.279		1:38.752
8	1:13.323	+0.044	1:52.075
9	1:13.739	+0.460	1:05.814
10	1:13.532	+0.253	1:19.346
(4) Johnny Titterington			
1	1:20.870	+7.680	1:02.123
2	1:59.007	+45.817	1:01.130
3	1:40.042	+26.852	1:41.172
4	1:14.005	+0.815	1:55.177
5	1:14.159	+0.969	1:09.336
6	1:13.628	+0.438	1:22.964
7	1:13.311	+0.121	1:36.275
8	1:13.190		1:49.465
9	1:15.532	+2.342	1:04.997
10	1:14.390	+1.200	1:19.387
(98) Craig Gilmore			
1	1:21.125	+7.399	1:02.798
2	2:00.960	+47.234	1:03.758
3	1:38.371	+24.645	1:42.129
4	1:13.980	+0.254	1:56.109
5	1:14.079	+0.353	1:10.188
6	1:13.726		1:23.914
7	1:13.890	+0.164	1:37.804
8	1:17.888	+4.162	1:55.692
9	1:14.300	+0.574	1:09.992
10	1:26.325	+12.599	1:36.317
(222) Finn Blaine			
1	1:20.732	+5.897	1:03.889
2	2:01.475	+46.640	1:05.364
3	1:38.671	+23.836	1:44.035
4	1:14.835		1:58.870
5	1:15.908	+1.073	1:14.778
6	1:16.277	+1.442	1:31.055
7	1:17.969	+3.134	1:49.024
8	1:16.587	+1.752	1:05.611
9	1:17.314	+2.479	1:22.925
10	1:16.476	+1.641	1:39.401
(97) Neville Anderson			

Lap	Lap Tm	Diff	me of Day
1	1:21.960	+4.464	1:05.627
2	2:02.656	+45.160	1:08.283
3	1:38.280	+20.784	1:46.563
4	1:17.990	+0.454	1:04.513
5	1:17.753	+0.257	1:22.266
6	1:17.496		1:39.762
7	1:17.545	+0.049	1:57.307
8	1:17.645	+0.149	1:14.952
9	1:17.829	+0.333	1:32.781
10	1:18.835	+1.339	1:51.616
(49) Michael Graham			
1	1:22.231	+5.186	1:06.060
2	2:03.910	+46.865	1:09.970
3	1:38.166	+21.121	1:48.136
4	1:17.045		1:05.181
5	1:17.259	+0.214	1:22.440
6	1:17.586	+0.541	1:40.026
7	1:17.523	+0.478	1:57.549
8	1:17.546	+0.501	1:15.095
9	1:17.989	+0.944	1:33.084
10	1:18.749	+1.704	1:51.833
(21) Megan Campbell			
1	1:22.569	+3.940	1:06.849
2	2:03.553	+44.924	1:10.402
3	1:38.446	+19.817	1:48.848
4	1:16.629		1:07.477
5	1:18.697	+0.068	1:26.174
6	1:18.701	+0.072	1:44.875
7	1:18.803	+0.174	1:03.678
8	1:18.754	+0.125	1:22.432
9	1:18.766	+0.137	1:41.198
10	1:18.685	+0.056	1:59.883
(128) Stephen Walker			
1	1:25.813	+7.445	1:10.499
2	2:02.330	+43.962	1:12.829
3	1:38.018	+19.650	1:50.847
4	1:19.723	+1.355	1:10.570
5	1:19.394	+1.026	1:29.964
6	1:18.368		1:48.332
7	1:18.446	+0.078	1:06.778
8	1:18.920	+0.552	1:25.698
9	1:18.659	+0.291	1:44.357
10	1:18.405	+0.037	1:02.762
(26) Grace McCallion			
1	1:24.674	+4.347	1:09.951
2	2:01.886	+41.559	1:11.837
3	1:38.003	+17.676	1:49.840
4	1:20.782	+0.455	1:10.622
5	1:20.918	+0.591	1:31.540
6	1:20.593	+0.266	1:52.133
7	1:20.327		1:12.460
8	1:20.684	+0.357	1:33.144
9	1:21.082	+0.755	1:54.226
10	1:23.212	+2.885	1:17.438
(888) Sean McCallion			
1	1:26.327	+6.339	1:11.331
2	2:01.927	+41.939	1:13.258
3	1:38.279	+18.291	1:51.537
4	1:19.988		1:11.525
5	1:20.390	+0.402	1:31.915
6	1:20.396	+0.408	1:52.311
7	1:20.238	+0.250	1:12.549
8	1:20.659	+0.671	1:33.208
9	1:20.817	+0.829	1:54.025
10	1:25.909	+5.921	1:19.934
(18) Conor Mulholland			
1	1:29.967	12.032	1:14.597
2	1:38.035	+20.100	1:52.632

Lap	Lap Tm	Diff	me of Day
3	1:19.108	+1.173	1:11.740
4	1:20.121	+2.186	1:31.861
5	1:18.467	+0.532	1:50.328
6	1:18.111	+0.176	1:08.439
7	1:18.220	+0.285	1:26.659
8	1:17.935		1:44.594
9	1:18.409	+0.474	1:03.003
(55) Mark Stewart			
1	1:19.152	+5.794	1:59.450
2	2:00.938	+47.580	1:00.388
3	1:40.548	+27.190	1:40.936
4	1:13.923	+0.565	1:54.859
5	1:13.674	+0.316	1:08.533
6	1:13.358		1:21.891
7	1:13.711	+0.353	1:35.602
8	1:13.524	+0.166	1:49.126
9	1:14.927	+1.569	1:04.053
10	1:13.931	+0.573	1:17.984
(35) Ryan Hogg			
1	1:21.285	+5.482	1:03.120
2	2:01.484	+45.681	1:04.604
3	1:38.187	+22.384	1:42.791
4	1:15.803		1:58.594
5	1:15.863	+0.060	1:14.457
6	1:16.110	+0.307	1:30.567
7	1:18.840	+3.037	1:49.407
8	1:16.317	+0.514	1:05.724
9	1:16.770	+0.967	1:22.494
10	1:16.503	+0.700	1:38.997

Results provisional until the conclusion of judicial and technical matters

Orbits

Timekeeper: D.Bradfield

Clerk of Course: Chris Edwards

Live timing available at timing.rhwright.com

www.mylaps.com

Printed: 26/05/2024 10:17:45

Licensed to: R.H.Wright Timing





Kirkistown 500MRCI May Race Meeting

Sorted on Laps

Kirkistown Mini Coopers/Fiesta

Kirkistown 500 MRCI 1.512 miles

Race 1 (R1)

25/05/2024 11:00

Race (12:00 and 1 Laps) started at 10:38:38

Pos	No.	Name	Make	Laps	Total Tm	Best Tm	Best Speed	In Lap	Avg. Speed
Ford Fiesta									
1	97	Neville Anderson	1.3 Ford Fiesta	10	14:13.529	1:17.496	70.236	6	63.771
2	49	Michael Graham	1.3 Ford Fiesta	10	14:13.746	1:17.045	70.647	4	63.755
3	21	Megan Campbell	1.3 Ford Fiesta	10	14:21.796	1:18.629	69.224	4	63.159
4	128	Stephen Walker	1.3 Ford Fiesta	10	14:24.675	1:18.368	69.455	6	62.949
5	26	Grace McCallion	1.3 Ford Fiesta	10	14:39.351	1:20.327	67.761	7	61.898
6	888	Sean McCallion	1.3 Ford Fiesta	10	14:41.847	1:19.988	68.048	4	61.723
7	18	Conor Mulholland	1.3 Ford Fiesta	9	14:24.916	1:17.935	69.841	8	56.638
Not classified									
DNS	29	Henry White	1.3 Ford Fiesta				-	0	-
Mini Cooper									
1	28	Peter Bennett	1.6 BMW Mini	10	13:35.947	1:13.168	74.391	4	66.708
2	11	Paul Stewart	1.6 BMW Mini	10	13:41.051	1:13.311	74.246	7	66.293
3	96	Darren Gilmore	1.6 BMW Mini	10	13:41.259	1:13.279	74.278	7	66.277
4	4	Johnny Titterington	1.6 BMW Mini	10	13:41.300	1:13.190	74.368	8	66.273
5	98	Craig Gilmore	1.6 BMW Mini	10	13:58.230	1:13.726	73.828	6	64.935
6	222	Finn Blaine	1.6 BMW Mini	10	14:01.314	1:14.835	72.734	4	64.697
Not classified									
DQ	55	Mark Stewart	1.6 BMW Mini	10	13:39.897	1:13.358	74.198	6	66.387
DQ	35	Ryan Hogg	1.6 BMW Min	10	14:00.910	1:15.803	71.805	4	64.728

Announcements

Disqualification - Car No 55 & 35 excluded from the results under Regs 5.8.8

Margin of Victory	Avg. Speed	Best Lap Tm	Best Speed	Best Lap by
5.104	66.708	1:13.168	74.391	28 - Peter Bennett

Results provisional until the conclusion of judicial and technical matters

Orbits

Timekeeper: D.Bradfield

Clerk of Course: Chris Edwards

Live timing available at timing.rhwright.co.uk

www.mylaps.com

Licensed to: R.H.Wright Timing

Printed: 25/05/2024 11:42:28



Kirkistown 500MRCI May Race Meeting

Kirkistown Mini Coopers/Fiesta

Kirkistown 500 MRCI 1.512 miles


Race 1 (R1)

25/05/2024 11:00

Race (12:00 and 1 Laps)

10	26	29
	19	20
9	18	888
	17	18
8	21	128
	15	16
7	49	97
	13	14
6		12
	11	
5		10
	9	222
4	11	8
	7	35
3	98	6
	5	4
2	96	4
	3	55
1	28	2
	1	

POLE POSITION



Results provisional until the conclusion of judicial and technical matters

Orbits

Timekeeper: D.Bradfield

Clerk of Course: Chris Edwards

Live timing available at timing.rhwright.co.uk

www.mylaps.com

Licensed to: R.H.Wright Timing

Printed: 25/05/2024 09:33:13



**R.H.
Wright**



Kirkistown 500MRCI May Race Meeting

Kirkistown Mini Coopers/Fiesta

Kirkistown 500 MRCI 1.512 miles

Race 2 (R7)

25/05/2024 14:30

Race (12:00 and 1 Laps) started at 13:59:30

Lap	Lap Tm	Diff	me of Day
(28) Peter Bennett			
1	1:18.609	+5.038	:51.617
2	1:13.571		:05.188
3	1:13.780	+0.209	:18.968
4	1:13.650	+0.079	:32.618
5	1:13.796	+0.225	:46.414
6	1:13.789	+0.218	:00.203
7	1:14.461	+0.890	:14.664
8	1:14.742	+1.171	:29.406
9	1:14.325	+0.754	:43.731
10	1:14.504	+0.933	:58.235
11	1:14.386	+0.815	:12.621
(96) Darren Gilmore			
1	1:20.578	+6.885	:53.752
2	1:14.771	+1.078	:08.523
3	1:14.956	+1.263	:23.479
4	1:14.340	+0.647	:37.819
5	1:14.153	+0.460	:51.972
6	1:13.896	+0.203	:05.868
7	1:14.091	+0.398	:19.959
8	1:14.140	+0.447	:34.099
9	1:14.213	+0.520	:48.312
10	1:13.885	+0.192	:02.197
11	1:13.693		:15.890
(4) Johnny Titterton			
1	1:19.469	+5.650	:53.197
2	1:14.640	+0.821	:07.837
3	1:15.055	+1.236	:22.892
4	1:14.675	+0.856	:37.567
5	1:14.564	+0.745	:52.131
6	1:14.133	+0.314	:06.264
7	1:14.249	+0.430	:20.513
8	1:15.169	+1.350	:35.682
9	1:13.915	+0.096	:49.597
10	1:13.819		:03.416
11	1:14.217	+0.398	:17.633
(11) Paul Stewart			
1	1:19.487	+5.287	:53.772
2	1:14.709	+0.509	:08.481
3	1:15.420	+1.220	:23.901
4	1:14.200		:38.101
5	1:14.459	+0.259	:52.560
6	1:14.379	+0.179	:06.939
7	1:14.762	+0.562	:21.701
8	1:14.594	+0.394	:36.295
9	1:14.397	+0.197	:50.692
10	1:14.543	+0.343	:05.235
11	1:14.645	+0.445	:19.880
(98) Craig Gilmore			
1	1:19.215	+5.328	:54.319
2	1:15.691	+1.804	:10.010
3	1:14.305	+0.418	:24.315
4	1:15.134	+1.247	:39.449
5	1:13.887		:53.336
6	1:14.212	+0.325	:07.548
7	1:13.922	+0.035	:21.470
8	1:14.952	+1.065	:36.422
9	1:14.843	+0.956	:51.265
10	1:16.232	+2.345	:07.497
11	1:14.226	+0.339	:21.723
(222) Finn Blaine			
1	1:20.286	+5.382	:55.981
2	1:15.321	+0.417	:11.302
3	1:15.442	+0.538	:26.744
4	1:15.413	+0.509	:42.157
5	1:14.904		:57.061
6	1:15.225	+0.321	:12.286
7	1:15.412	+0.508	:27.698

Lap	Lap Tm	Diff	me of Day
8	1:15.500	+0.596	:43.198
9	1:15.539	+0.635	:58.737
10	1:15.175	+0.271	:13.912
11	1:15.329	+0.425	:29.241
(97) Neville Anderson			
1	1:23.358	+5.634	:59.733
2	1:19.047	+1.323	:18.780
3	1:19.051	+1.327	:37.831
4	1:17.724		:55.555
5	1:18.072	+0.348	:13.627
6	1:18.180	+0.456	:31.807
7	1:17.808	+0.084	:49.615
8	1:17.876	+0.152	:07.491
9	1:17.770	+0.046	:25.261
10	1:18.008	+0.284	:43.269
11	1:18.595	+0.871	:01.864
(49) Michael Graham			
1	1:21.672	+4.223	:58.175
2	1:17.625	+0.176	:15.800
3	1:20.835	+3.386	:36.635
4	1:18.138	+0.689	:54.773
5	1:17.593	+0.144	:12.366
6	1:17.449		:29.815
7	1:18.271	+0.822	:48.066
8	1:17.691	+0.242	:05.777
9	1:18.385	+0.936	:24.162
10	1:17.796	+0.347	:41.958
11	1:20.044	+2.595	:02.002
(21) Megan Campbell			
1	1:23.028	+5.359	:00.224
2	1:18.912	+1.243	:19.136
3	1:19.037	+1.368	:38.173
4	1:17.669		:55.842
5	1:18.182	+0.513	:14.024
6	1:18.036	+0.367	:32.060
7	1:18.017	+0.348	:50.077
8	1:18.302	+0.633	:08.379
9	1:18.132	+0.463	:26.511
10	1:18.458	+0.789	:44.969
11	1:18.406	+0.737	:03.375
(128) Stephen Walker			
1	1:23.830	+5.955	:01.029
2	1:19.142	+1.267	:20.171
3	1:18.515	+0.640	:38.686
4	1:18.606	+0.731	:57.292
5	1:18.014	+0.139	:15.306
6	1:17.951	+0.076	:33.257
7	1:18.423	+0.548	:51.680
8	1:18.237	+0.362	:09.917
9	1:18.825	+0.950	:28.742
10	1:17.875		:46.617
11	1:19.165	+1.290	:05.782
(18) Conor Mulholland			
1	1:22.582	+4.727	:59.867
2	1:19.529	+1.674	:19.396
3	1:18.895	+1.040	:38.291
4	1:18.744	+0.889	:57.035
5	1:17.855		:14.890
6	1:17.911	+0.056	:32.801
7	1:18.346	+0.491	:51.147
8	1:18.565	+0.710	:09.712
9	1:18.135	+0.280	:27.847
10	1:18.126	+0.271	:45.973
11	1:18.224	+0.369	:04.197
(888) Sean McCallion			
1	1:26.030	+6.772	:03.741
2	1:22.040	+2.782	:25.781
3	1:19.905	+0.647	:45.686

Lap	Lap Tm	Diff	me of Day
4	1:19.649	+0.391	:05.335
5	1:19.258		:24.593
6	1:20.176	+0.918	:44.769
7	1:20.940	+1.682	:05.709
8	1:20.810	+1.552	:26.519
9	1:35.563	+16.305	:02.082
10	1:19.767	+0.509	:21.849
(55) Mark Stewart			
1	1:18.728	+5.018	:54.171
2	1:14.804	+1.094	:08.975
3	1:15.105	+1.395	:24.080
4	1:14.291	+0.581	:38.371
5	1:14.497	+0.787	:52.868
6	1:13.710		:06.578
7	1:14.180	+0.470	:20.758
8	1:15.345	+1.635	:36.103
9	1:13.777	+0.067	:49.880
10	1:13.807	+0.097	:03.687
11	1:14.352	+0.642	:18.039
(26) Grace McCallion			
1	1:24.307	+4.019	:01.986
2	1:20.658	+0.370	:22.644
3	1:20.288		:42.932
4	1:20.501	+0.213	:03.433
5	1:20.524	+0.236	:23.957
6	1:20.772	+0.484	:44.729
7	1:20.801	+0.513	:05.530
8	1:21.357	+1.069	:26.887
9	1:30.154	+9.866	:57.041
10	1:22.217	+1.929	:19.258

Results provisional until the conclusion of judicial and technical matters

Orbits

Timekeeper: D.Bradfield

Clerk of Course: Chris Edwards

Live timing available at timing.rhwright.com

www.mylaps.com

Printed: 26/05/2024 10:17:57

Licensed to: R.H.Wright Timing



Kirkistown 500MRCI May Race Meeting

Sorted on Laps

Kirkistown Mini Coopers/Fiesta

Kirkistown 500 MRCI 1.512 miles

Race 2 (R7)

25/05/2024 14:30

Race (12:00 and 1 Laps) started at 13:59:30

Pos	No.	Name	Make	Laps	Total Tm	Best Tm	Best Speed	In Lap	Avg. Speed
Ford Fiesta									
1	97	Neville Anderson	1.3 Ford Fiesta	11	14:31.053	1:17.724	70.030	4	68.737
2	49	Michael Graham	1.3 Ford Fiesta	11	14:31.191	1:17.449	70.279	6	68.726
3	21	Megan Campbell	1.3 Ford Fiesta	11	14:32.564	1:17.669	70.080	4	68.618
4	128	Stephen Walker	1.3 Ford Fiesta	11	14:34.971	1:17.875	69.894	10	68.429
5	18	Conor Mulholland	1.3 Ford Fiesta	11	14:38.386	1:17.855	69.912	5	68.163
6	888	Sean McCallion	1.3 Ford Fiesta	10	13:51.038	1:19.258	68.675	5	65.497
Not classified									
DQ	26	Grace McCallion	1.3 Ford Fiesta	10	13:48.447	1:20.288	67.794	3	65.701
Mini Cooper									
1	28	Peter Bennett	1.6 BMW Mini	11	13:41.810	1:13.571	73.983	2	72.855
2	96	Darren Gilmore	1.6 BMW Mini	11	13:45.079	1:13.693	73.861	11	72.567
3	4	Johnny Titterington	1.6 BMW Mini	11	13:46.822	1:13.819	73.735	10	72.414
4	11	Paul Stewart	1.6 BMW Mini	11	13:49.069	1:14.200	73.356	4	72.217
5	98	Craig Gilmore	1.6 BMW Mini	11	13:50.912	1:13.887	73.667	5	72.057
6	222	Finn Blaine	1.6 BMW Mini	11	13:58.430	1:14.904	72.667	5	71.411
Not classified									
DNF	35	Ryan Hogg	1.6 BMW Min				-	0	-
DQ	55	Mark Stewart	1.6 BMW Mini	11	13:47.228	1:13.710	73.844	6	72.378

Announcements

Penalty - Car 18 +5s - Exceeding Track Limits (Q12.21.2b)

Car No 26 - Disqualified under MSUK Reg Q12.21.4

Disqualification - Car No 55 excluded from the results under Championship Regulations 5.5.8

Margin of Victory	Avg. Speed	Best Lap Tm	Best Speed	Best Lap by
3.269	72.855	1:13.571	73.983	28 - Peter Bennett

Results provisional until the conclusion of judicial and technical matters

Orbits

Timekeeper: D.Bradfield

Clerk of Course: Chris Edwards

Live timing available at timing.rhwright.co.uk

www.mylaps.com

Licensed to: R.H.Wright Timing

Printed: 25/05/2024 16:18:26



Kirkistown 500MRCI May Race Meeting

Kirkistown Mini Coopers/Fiesta

Kirkistown 500 MRCI 1.512 miles


Race 2 (R7)

25/05/2024 14:30

Race (12:00 and 1 Laps)

10	26	29
	19	20
9	18	888
	17	18
8	128	21
	15	16
7	49	97
	13	14
6		12
	11	
5		10
	9	222
4	35	8
	7	11
3	98	6
	5	4
2	55	4
	3	96
1	28	2
	1	

POLE POSITION



Results provisional until the conclusion of judicial and technical matters

Orbits

Timekeeper: D.Bradfield

Clerk of Course: Chris Edwards

Live timing available at timing.rhwright.co.uk

www.mylaps.com

Licensed to: R.H.Wright Timing

Printed: 25/05/2024 09:42:43