



**R.H.
Wright**



500MRCI Kirkistown Summer Race Meeting

BOSS Ireland

Kirkistown 500 MRCI 1.512 miles

Qualifying (Q4)

22/06/2024 09:45

Qualifying started at 9:56:41

Lap	Lap Tm	Diff	me of Day
-----	--------	------	-----------

(7) Tony Greenan

1	52.588	+0.376	18:42.656
2	52.596	+0.384	19:35.252
3	52.809	+0.597	1:28.061
4	2:04.550	12.338	2:32.611
5	1:29.429	+37.217	1:02.040
6	52.212		1:54.252

(29) Michael Connolly

1	55.777	+2.631	19:25.668
2	53.146		1:18.814
3	1:17.731	+24.585	1:36.545
4	1:21.631	+28.485	2:58.176
5	1:33.487	+40.341	1:31.663

(9) Martin Daly

1	54.477		18:59.923
2	57.299	+3.122	19:57.222
3	57.705	+3.528	1:54.927
4	1:40.940	+46.763	2:35.867
5	1:29.981	+35.804	1:05.848
6	55.158	+0.981	1:01.006

(21) Daniel Faherty

1	59.836	+1.328	19:36.394
2	59.693	+1.185	1:36.087
3	1:57.922	+59.414	2:34.009
4	1:30.381	+31.873	1:04.390
5	58.508		1:02.898

(46) Michael Roche

1	1:01.684	+3.062	19:16.401
2	58.622		1:15.023
3	1:19.334	+20.712	1:34.357
4	1:19.137	+20.515	2:53.494
5	1:31.985	+33.363	1:25.479

(45) Mark Reade

1	1:02.121	+2.486	19:20.284
2	59.635		1:19.919
3	1:21.095	+21.460	1:41.014
4	1:22.057	+22.422	3:03.071
5	1:27.833	+28.198	1:30.904

(55) Noel Robinson

1	1:00.105		18:56.701
p2	3:47.638	47.533	2:44.339
3	1:31.734	+31.629	1:16.073

(2) Stanley Watson

1	1:02.388	+0.353	19:20.022
2	1:02.005		1:22.027
3	1:24.456	+22.451	1:46.483
4	1:28.058	+26.053	3:14.541
5	1:20.627	+18.622	1:35.168

(51) Eamon Matheson

1	1:02.160		19:01.378
2	1:11.764	+9.604	1:13.142
3	1:13.842	+11.682	1:26.984
4	1:21.251	+19.091	2:48.235
5	1:32.138	+29.978	1:20.373

(6) Gary Graham

1	1:05.349	+1.638	19:34.734
2	1:14.991	+11.280	1:49.725
3	1:45.178	+41.467	2:34.903
4	1:30.920	+27.209	1:05.823
5	1:03.711		1:09.534

Lap	Lap Tm	Diff	me of Day
-----	--------	------	-----------

Lap	Lap Tm	Diff	me of Day
-----	--------	------	-----------

Results provisional until the conclusion of judicial and technical matters

Orbits

Timekeeper: D.Bradfield

Clerk of Course: Chris Edwards

Live timing available at timing.rhwright.com

www.mylaps.com

Licensed to: R.H.Wright Timing

Printed: 23/06/2024 17:09:21



500MRCI Kirkistown Summer Race Meeting

Sorted on best lap time

BOSS Ireland

Kirkistown 500 MRCI 1.512 miles

Qualifying (Q4)

22/06/2024 09:45

Qualifying started at 9:56:41

Pos	No.	Name	Make	Best Tm	Diff	In Lap	Best Speed	2nd Best	In Lap
1	7	Tony Greenan	2.0 Dallara F317	52.212		6	104.248	52.588	1
2	29	Michael Connolly	3.5 Dallara T08	53.146	0.934	2	102.416	55.777	1
3	9	Martin Daly	3.5 Dallara Renault	54.177	1.965	1	100.467	55.158	6
4	21	Daniel Faherty	2.0 Dallara F311	58.508	6.296	5	93.030	59.693	2
5	46	Michael Roche	2.0 Dallara F306	58.622	6.410	2	92.849	1:01.684	1
6	45	Mark Reade	1.0 Leystone Suzuki	59.635	7.423	2	91.272	1:02.121	1
7	55	Noel Robinson	3.0 Dallara Nissan	1:00.105	7.893	1	90.559		0
8	2	Stanley Watson	2.0 Dallara F317	1:02.005	9.793	2	87.784	1:02.358	1
9	51	Eamon Matheson	2.0 Reynard Honda	1:02.160	9.948	1	87.565	1:11.764	2
10	6	Gary Graham	2.0 Tatuus FR	1:03.711	11.499	5	85.433	1:05.349	1

Results provisional until the conclusion of judicial and technical matters

Orbits

Timekeeper: D.Bradfield

Clerk of Course: Chris Edwards

Live timing available at timing.rhwright.co.uk

www.mylaps.com

Licensed to: R.H.Wright Timing

Printed: 22/06/2024 10:05:51



**R.H.
Wright**



500MRCI Kirkistown Summer Race Meeting

BOSS Ireland

Kirkistown 500 MRCI 1.512 miles

Race 1 (R5)

22/06/2024 12:50

Race (15:00 and 1 Laps) started at 13:01:46

Lap	Lap Tm	Diff	me of Day
(7) Tony Greenan			
1	58.272	+0.031	1:47.188
2	52.865	+0.624	1:40.053
3	52.720	+0.479	1:32.773
4	52.466	+0.225	1:25.239
5	52.392	+0.151	1:17.631
6	53.482	+1.241	1:11.113
7	52.542	+0.301	1:03.655
8	52.877	+0.636	1:06.532
9	52.562	+0.321	1:09.094
10	52.292	+0.051	1:01.386
11	52.856	+0.615	1:04.242
12	52.488	+0.247	1:06.730
13	52.541	+0.300	1:09.271
14	52.241		1:11.512
15	52.629	+0.388	1:04.141
16	52.525	+0.284	1:06.666
17	52.673	+0.432	1:09.339
18	52.777	+0.536	1:12.116
(55) Noel Robinson			
1	59.548	+7.310	1:50.499
2	54.587	+2.349	1:45.086
3	53.541	+1.303	1:38.627
4	53.166	+0.928	1:31.793
5	52.998	+0.760	1:24.791
6	52.493	+0.255	1:17.284
7	52.523	+0.285	1:09.807
8	52.238		1:02.045
9	52.373	+0.135	1:04.418
10	54.464	+2.226	1:08.882
11	56.320	+4.082	1:05.202
12	56.373	+4.135	1:01.575
13	54.535	+2.297	1:06.110
14	53.380	+1.142	1:09.490
15	54.161	+1.923	1:03.651
16	55.233	+2.995	1:08.884
17	56.430	+4.192	1:05.314
18	56.809	+4.571	1:12.123
(9) Martin Daly			
1	1:04.891	+11.559	1:54.763
2	56.546	+3.214	1:51.309
3	54.447	+1.115	1:45.756
4	53.810	+0.478	1:39.566
5	54.159	+0.827	1:33.725
6	53.496	+0.164	1:27.221
7	54.973	+1.641	1:22.194
8	53.332		1:15.526
9	54.015	+0.683	1:09.541
10	53.786	+0.454	1:03.327
11	53.909	+0.577	1:07.236
12	54.014	+0.682	1:01.250
13	53.850	+0.518	1:04.100
14	54.017	+0.685	1:09.117
15	53.955	+0.623	1:03.072
16	53.982	+0.650	1:07.054
17	53.792	+0.460	1:02.846
18	54.602	+1.270	1:05.448
(45) Mark Reade			
1	1:02.770	+5.522	1:53.267
2	58.162	+0.914	1:51.429
3	58.371	+1.123	1:49.800
4	57.905	+0.657	1:47.705
5	57.828	+0.580	1:45.533
6	58.099	+0.851	1:43.632
7	57.736	+0.488	1:41.368
8	57.825	+0.577	1:39.193
9	57.786	+0.538	1:36.979
10	58.073	+0.825	1:35.052
11	57.248		1:32.300
12	57.508	+0.260	1:29.808

Lap	Lap Tm	Diff	me of Day
13	57.413	+0.165	1:27.221
14	57.944	+0.696	1:25.165
15	57.416	+0.168	1:22.581
16	57.575	+0.327	1:20.156
17	58.071	+0.823	1:18.227
(21) Daniel Faherty			
1	1:03.590	+7.109	1:53.907
2	58.366	+1.885	1:52.273
3	57.830	+1.349	1:50.103
4	58.094	+1.613	1:48.197
5	1:01.967	+5.486	1:50.164
6	56.752	+0.271	1:46.916
7	56.941	+0.460	1:43.857
8	56.481		1:40.338
9	57.069	+0.588	1:37.407
10	57.954	+1.473	1:35.361
11	57.631	+1.150	1:32.992
12	57.780	+1.299	1:30.772
13	57.484	+1.003	1:28.256
14	58.100	+1.619	1:26.356
15	57.191	+0.710	1:23.547
16	58.211	+1.730	1:21.758
17	57.139	+0.658	1:18.897
(6) Gary Graham			
1	1:07.432	+8.049	1:59.463
2	1:00.802	+1.419	1:00.265
3	1:01.089	+1.706	1:01.354
4	1:00.660	+1.277	1:02.014
5	1:00.463	+1.080	1:02.477
6	1:00.567	+1.184	1:03.044
7	1:01.699	+2.316	1:04.743
8	59.790	+0.407	1:04.533
9	1:00.652	+1.269	1:05.185
10	1:00.615	+1.232	1:05.800
11	1:02.834	+3.451	1:08.634
12	1:00.638	+1.255	1:09.272
13	1:02.089	+2.706	1:11.361
14	1:01.105	+1.722	1:12.466
15	59.383		1:11.849
16	1:01.156	+1.773	1:13.005
(46) Michael Roche			
1	1:02.171	+8.552	1:52.373
2	55.802	+2.183	1:48.175
3	55.564	+1.945	1:43.739
4	55.380	+1.761	1:39.119
5	56.289	+2.670	1:35.408
6	55.149	+1.530	1:30.557
7	54.973	+1.354	1:25.530
8	54.949	+1.330	1:20.479
9	55.125	+1.506	1:15.604
10	54.223	+0.604	1:09.827
11	55.012	+1.393	1:04.839
12	54.782	+1.163	1:09.621
13	54.164	+0.545	1:05.785
14	53.619		1:04.404
15	54.182	+0.563	1:04.586
(2) Stanley Watson			
1	1:15.760	+14.508	1:08.171
2	1:01.252		1:09.423
3	1:01.679	+0.427	1:11.102
4	1:02.040	+0.788	1:13.142
(29) Michael Connolly			
1	1:02.440	+8.899	1:51.730
2	53.541		1:45.271
3	54.039	+0.498	1:39.310

Lap	Lap Tm	Diff	me of Day
-----	--------	------	-----------

Results provisional until the conclusion of judicial and technical matters

Orbits

Timekeeper: D.Bradfield

Clerk of Course: Chris Edwards

Live timing available at timing.rhwright.com

www.mylaps.com

Printed: 23/06/2024 17:09:40

Licensed to: R.H.Wright Timing



500MRCI Kirkistown Summer Race Meeting

Sorted on Laps

BOSS Ireland

Kirkistown 500 MRCI 1.512 miles

Race 1 (R5)

22/06/2024 12:50

Race (15:00 and 1 Laps) started at 13:01:46

Pos	No.	Name	Make	Laps	Total Tm	Best Tm	Best Speed	In Lap	Avg. Speed
1	7	Tony Greenan	2.0 Dallara F317	18	15:55.210	52.241	104.191	14	102.568
2	55	Noel Robinson	3.0 Dallara Nissan	18	16:25.217	52.238	104.197	8	99.444
3	9	Martin Daly	3.5 Dallara Renault	18	16:28.542	53.332	102.059	8	99.110
4	45	Mark Reade	1.0 Leystone Suzuki	17	16:31.321	57.248	95.078	11	93.341
5	21	Daniel Faherty	2.0 Dallara F311	17	16:31.991	56.481	96.369	8	93.278
6	6	Gary Graham	2.0 Tatuus FR	16	16:26.099	59.383	91.660	15	88.316
Not classified									
DNF	46	Michael Roche	2.0 Dallara F306	15	13:54.680	53.619	101.513	14	97.816
DNF	2	Stanley Watson	2.0 Dallara F317	4	4:26.236	1:01.252	88.863	2	81.777
DNF	29	Michael Connolly	3.5 Dallara T08	3	2:52.404	53.541	101.661	2	94.714
DNF	51	Eamon Matheson	2.0 Reynard Honda				-	0	-

Margin of Victory	Avg. Speed	Best Lap Tm	Best Speed	Best Lap by
30.007	102.568	52.238	104.197	55 - Noel Robinson

Results provisional until the conclusion of judicial and technical matters

Orbits

Timekeeper: D.Bradfield

Clerk of Course: Chris Edwards

Live timing available at timing.rhwright.co.uk

www.mylaps.com

Licensed to: R.H.Wright Timing

Printed: 22/06/2024 13:19:17



R.H. Wright
Timing



500MRCI Kirkistown Summer Race Meeting

BOSS Ireland

Kirkistown 500 MRCI 1.512 miles


Race 1 (R5)

22/06/2024 12:50

Race (15:00 and 1 Laps)

5	51	6
	9	10
4	55	2
	7	8
3	46	45
	5	6
2	9	21
	3	4
1	7	29
	1	2

POLE POSITION



Results provisional until the conclusion of judicial and technical matters

Orbits

Timekeeper: D.Bradfield

Clerk of Course: Chris Edwards

Live timing available at timing.rhwright.co.uk

www.mylaps.com

Licensed to: R.H.Wright Timing

Printed: 22/06/2024 10:06:56



**R.H.
Wright**



500MRCI Kirkistown Summer Race Meeting

BOSS Ireland

Kirkistown 500 MRCI 1.512 miles

Race 2 (R12)

22/06/2024 16:10

Race (15:00 and 1 Laps) started at 16:06:17

Lap	Lap Tm	Diff	me of Day
-----	--------	------	-----------

(7) Tony Greenan

1	56.594	+4.354	1:16.340
2	52.763	+0.523	1:09.103
3	52.498	+0.258	1:01.601
4	52.635	+0.395	1:54.236
4	1:54.036	01.796	1:50.263
5	57.290	+5.050	1:47.553
6	52.808	+0.568	1:40.361
7	52.240		1:32.601
8	52.488	+0.248	1:25.089
9	52.902	+0.662	1:17.991
10	52.334	+0.094	1:10.325
11	53.621	+1.381	1:03.946
12	52.907	+0.667	1:56.853
13	52.635	+0.395	1:49.488
14	52.658	+0.418	1:42.146
15	52.588	+0.348	1:34.734
16	54.863	+2.623	1:29.597

(9) Martin Daly

1	59.275	+5.650	1:19.219
2	53.625		1:12.844
3	53.825	+0.200	1:06.669
4	55.224	+1.599	1:01.893
4	1:56.939	03.314	1:54.231
5	1:03.284	+9.659	1:57.515
6	55.744	+2.119	1:53.259
7	54.325	+0.700	1:47.584
8	56.027	+2.402	2:43.611
9	54.528	+0.903	1:38.139
10	54.421	+0.796	1:32.560
11	55.142	+1.517	1:27.702
12	55.338	+1.713	1:23.040
13	56.592	+2.967	1:19.632
14	55.233	+1.608	1:14.865
15	54.454	+0.829	1:09.319
16	56.048	+2.423	1:05.367

(21) Daniel Faherty

1	1:01.487	+4.938	1:22.372
2	57.919	+1.368	1:20.291
3	57.423	+0.872	1:17.714
4	57.416	+0.865	1:15.130
4	1:53.213	+56.662	1:51.201
5	1:01.431	+4.880	1:52.632
6	57.904	+1.353	1:50.536
7	56.756	+0.205	1:47.292
8	58.561	+2.010	1:45.853
9	56.769	+0.218	1:42.622
10	56.638	+0.087	1:39.260
11	56.551		1:35.811
12	57.234	+0.683	1:33.045
13	56.983	+0.432	1:30.028
14	56.924	+0.373	1:26.952
15	58.102	+1.551	1:25.054
16	59.297	+2.746	1:24.351

(45) Mark Reade

1	1:02.112	+4.742	1:23.531
2	58.289	+0.919	1:21.820
3	57.876	+0.506	1:19.696
4	58.964	+1.594	1:18.660
4	1:52.079	+54.709	1:50.847
5	1:01.402	+4.032	1:52.249
6	58.184	+0.814	1:50.433
7	58.410	+1.040	1:48.843
8	57.370		1:46.213
9	57.469	+0.099	1:43.682
10	57.503	+0.133	1:41.185
11	57.470	+0.100	1:38.655
12	57.805	+0.435	1:36.460
13	57.597	+0.227	1:34.057
14	57.946	+0.576	1:32.003

Lap	Lap Tm	Diff	me of Day
-----	--------	------	-----------

(6) Gary Graham

15	58.699	+1.329	1:30.702
1	1:05.443	+6.388	1:27.458
2	1:00.936	+1.881	1:28.394
3	1:00.725	+1.670	1:29.119
4	1:04.213	+5.158	1:33.332
4	1:52.447	+53.392	1:51.815
5	1:09.296	+10.241	0:01.111
6	1:00.695	+1.640	1:01.806
7	1:00.742	+1.687	1:02.548
8	1:02.737	+3.682	1:05.285
9	1:00.964	+1.909	1:06.249
10	1:02.290	+3.235	1:08.539
11	1:01.093	+2.038	1:09.632
12	59.229	+0.174	1:08.861
13	59.055		1:07.916
14	59.403	+0.348	1:07.319
15	1:00.853	+1.798	1:08.172

(51) Eamon Matheson

1	1:00.945	+1.362	1:23.444
2	59.583		1:23.027
3	59.591	+0.008	1:22.618
4	1:09.659	+10.076	1:32.277
4	1:49.207	+49.624	1:51.541
5	1:03.102	+3.519	1:54.643
6	1:00.488	+0.905	1:55.131
7	1:05.897	+6.314	1:01.028
8	1:02.531	+2.948	1:03.559
9	1:01.204	+1.621	1:04.763
10	1:02.486	+2.903	1:07.249
11	1:08.177	+8.594	1:15.426
12	1:06.534	+6.951	1:21.960
13	1:07.306	+7.723	1:29.266
14	1:04.833	+5.250	1:34.099

(29) Michael Connolly

1	57.964	+5.782	1:18.719
2	52.182		1:10.901

(55) Noel Robinson

1	57.491	+3.968	1:19.755
2	53.523		1:13.278

(2) Stanley Watson

1	1:08.536	+5.245	1:34.511
2	1:03.291		1:37.802

Lap	Lap Tm	Diff	me of Day
-----	--------	------	-----------

Results provisional until the conclusion of judicial and technical matters

Orbits

Timekeeper: D.Bradfield

Clerk of Course: Chris Edwards

www.mylaps.com

Live timing available at timing.rhwright.

Licensed to: R.H.Wright Timing

Printed: 23/06/2024 17:09:58



500MRCI Kirkistown Summer Race Meeting

Sorted on Laps

BOSS Ireland

Kirkistown 500 MRCI 1.512 miles

Race 2 (R12)

22/06/2024 16:10

Race (15:00 and 1 Laps) started at 16:06:17

Pos	No.	Name	Make	Laps	Total Tm	Best Tm	Best Speed	In Lap	Avg. Speed
1	7	Tony Greenan	2.0 Dallara F317	16	16:07.863	52.240	104.193	7	89.980
2	9	Martin Daly	3.5 Dallara Renault	16	16:43.633	53.625	101.502	2	86.773
3	21	Daniel Faherty	2.0 Dallara F311	16	17:02.617	56.551	96.250	11	85.162
4	45	Mark Reade	1.0 Leystone Suzuki	15	16:08.968	57.370	94.876	8	84.260
5	6	Gary Graham	2.0 Tatuus FR	15	16:46.438	59.055	92.169	13	81.123
6	51	Eamon Matheson	2.0 Reynard Honda	14	16:12.365	59.583	91.352	2	78.368
Not classified									
DNF	29	Michael Connolly	3.5 Dallara T08	2	1:53.048	52.182	104.308	2	96.296
DNF	55	Noel Robinson	3.0 Dallara Nissan	2	1:55.425	53.523	101.695	2	94.313
DNF	2	Stanley Watson	2.0 Dallara F317	2	2:19.949	1:03.291	86.000	2	77.786
DNF	46	Michael Roche	2.0 Dallara F306		3.064		-	0	-

Announcements

Race Red Flagged on lap 4- Restarted with grid based on lap 3 (Q12.15.2)

Margin of Victory	Avg. Speed	Best Lap Tm	Best Speed	Best Lap by
35.770	89.980	52.240	104.193	7 - Tony Greenan

Results provisional until the conclusion of judicial and technical matters

Orbits

Timekeeper: D.Bradfield

Clerk of Course: Chris Edwards

Live timing available at timing.rhwright.co.uk

www.mylaps.com

Licensed to: R.H.Wright Timing

Printed: 22/06/2024 16:30:59



500MRCI Kirkistown Summer Race Meeting

BOSS Ireland

Kirkistown 500 MRCI 1.512 miles


Race 2 (R12)

22/06/2024 16:10

Race (15:00 and 1 Laps) started at 16:06:17

5	2	55
	9	10
4	29	46
	7	8
3	51	6
	5	6
2	21	45
	3	4
1	7	9
	1	2

POLE POSITION



Results provisional until the conclusion of judicial and technical matters

Orbits

Timekeeper: D.Bradfield

Clerk of Course: Chris Edwards

Live timing available at timing.rhwright.co.uk

www.mylaps.com

Licensed to: R.H.Wright Timing

Printed: 22/06/2024 16:13:14



**R.H.
Wright**



500MRCI Kirkistown Summer Race Meeting

Formula Ford 1600

Kirkistown 500 MRCI 1.512 miles

Qualifying (Q1)

22/06/2024 08:45

Qualifying started at 9:09:52

Lap	Lap Tm	Diff	me of Day
(26) Jason Smyth			
1	1:04.607	+3.523	2:32.750
2	1:01.765	+0.681	3:34.515
3	1:03.000	+1.916	4:37.515
4	1:01.522	+0.438	5:39.037
5	1:02.793	+1.709	6:41.830
6	1:01.280	+0.196	17:43.110
7	1:03.395	+2.311	8:46.505
8	1:01.084		9:47.589
9	1:03.067	+1.983	10:50.656
(88) Morgan Quinn			
1	1:02.827	+1.335	2:31.838
2	1:03.321	+1.829	3:35.159
3	1:01.598	+0.106	4:36.757
4	1:02.895	+1.403	5:39.652
5	1:01.492		6:41.144
6	1:02.657	+1.165	7:43.801
7	1:01.791	+0.299	8:45.592
8	1:02.718	+1.226	9:48.310
9	1:01.695	+0.203	10:50.005
(28) David McCullough			
1	1:02.427	+0.489	2:10.100
2	1:02.171	+0.233	3:12.271
3	1:02.122	+0.184	4:14.393
4	1:02.365	+0.427	5:16.758
5	1:01.938		6:18.696
6	1:01.939	+0.001	7:20.635
7	1:02.106	+0.168	8:22.741
8	1:02.161	+0.223	9:24.902
9	1:01.982	+0.044	10:26.884
(27) Stephen Connor			
1	1:03.488	+1.402	2:07.298
2	1:03.099	+1.033	3:10.397
3	1:02.788	+0.722	4:13.185
4	1:03.427	+1.361	5:16.612
5	1:03.422	+1.356	6:20.034
6	1:02.283	+0.217	7:22.317
7	1:02.345	+0.279	8:24.662
8	1:02.223	+0.157	9:26.885
9	1:02.066		10:28.951
(89) Philip Harris			
1	1:04.116	+1.760	2:20.351
2	1:03.978	+1.622	3:24.329
3	1:03.235	+0.879	4:27.564
4	1:03.462	+1.106	5:31.026
5	1:03.512	+1.156	6:34.538
6	1:03.220	+0.864	7:37.758
7	1:03.034	+0.678	8:40.792
8	1:08.093	+5.737	9:48.885
9	1:02.356		10:51.241
(99) Andrew Noble			
1	1:03.363	+0.807	2:10.382
2	1:02.736	+0.180	13:13.118
3	1:02.682	+0.126	4:15.800
4	1:02.556		5:18.356
5	1:02.620	+0.064	6:20.976
6	1:24.888	+22.332	7:45.864
7	1:02.816	+0.260	8:48.680
8	1:03.044	+0.488	9:51.724
9	1:03.403	+0.847	10:55.127
(46) Mark McKenna			
1	1:04.651	+0.862	2:22.277
2	1:04.438	+0.649	3:26.715
3	1:03.829	+0.040	4:30.544
4	1:03.953	+0.164	5:34.497
5	1:04.053	+0.264	6:38.550
6	1:04.339	+0.550	7:42.889

Lap	Lap Tm	Diff	me of Day
7	1:04.700	+0.911	8:47.589
8	1:03.789		9:51.378
9	1:04.756	+0.967	10:56.134
(90) Henry Campbell			
1	1:05.388	+0.949	2:23.781
2	1:05.042	+0.603	3:28.823
3	1:05.040	+0.601	4:33.863
4	1:06.446	+2.007	5:40.309
5	1:04.439		6:44.748
6	1:04.544	+0.105	7:49.292
7	1:04.518	+0.079	8:53.810
8	1:04.903	+0.464	9:58.713
9	1:04.521	+0.082	11:03.234

Lap	Lap Tm	Diff	me of Day
-----	--------	------	-----------

Results provisional until the conclusion of judicial and technical matters

Orbits

Timekeeper: D.Bradfield

Clerk of Course: Chris Edwards

Live timing available at timing.rhwright.com

www.mylaps.com

Printed: 23/06/2024 17:10:21

Licensed to: R.H.Wright Timing



500MRCI Kirkistown Summer Race Meeting

Sorted on best lap time

Formula Ford 1600

Kirkistown 500 MRCI 1.512 miles

Qualifying (Q1)

22/06/2024 08:45

Qualifying started at 9:09:52

Pos	No.	Name	Make	Best Tm	Diff	In Lap	Best Speed	2nd Best	In Lap
1	26	Jason Smyth	Van Diemen RF00	1:01.084		8	89.107	1:01.280	6
2	88	Morgan Quinn	Van Diemen RF99	1:01.492	0.408	5	88.516	1:01.598	3
3	28	David McCullough	Van Diemen RF00	1:01.938	0.854	5	87.879	1:01.939	6
4	27	Stephen Connor	Van Diemen RF90	1:02.066	0.982	9	87.697	1:02.223	8
5	89	Philip Harris	Mondiale M89T	1:02.356	1.272	9	87.289	1:03.034	7
6	99	Andrew Noble	Van Diemen JL012K	1:02.556	1.472	4	87.010	1:02.620	5
7	46	Mark McKenna	Crossle 35F	1:03.789	2.705	8	85.329	1:03.829	3
8	90	Henry Campbell	Reynard FF89	1:04.439	3.355	5	84.468	1:04.518	7
Not classified									
DNS	8	Rob Parks	Reynard FF89			0	-		0

Results provisional until the conclusion of judicial and technical matters

Orbits

Timekeeper: D.Bradfield

Clerk of Course: Chris Edwards

Live timing available at timing.rhwright.co.uk

www.mylaps.com

Licensed to: R.H.Wright Timing

Printed: 22/06/2024 09:21:39



**R.H.
Wright**



500MRCI Kirkistown Summer Race Meeting

Formula Ford 1600

Kirkistown 500 MRCI 1.512 miles

Race 1 (R1)

22/06/2024 11:10

Race (9:00 and 1 Laps) started at 11:33:13

Lap	Lap Tm	Diff	me of Day
(26) Jason Smyth			
1	1:06.638	+5.257	4:22.066
2	1:01.563	+0.182	5:23.629
3	1:01.909	+0.528	6:25.538
4	1:01.636	+0.255	7:27.174
5	1:01.615	+0.234	8:28.789
6	1:01.556	+0.175	9:30.345
7	1:01.381		0:31.726
8	1:01.560	+0.179	1:33.286
9	1:01.468	+0.087	2:34.754
10	1:02.328	+0.947	3:37.082

Lap	Lap Tm	Diff	me of Day
(27) Stephen Connor			
1	1:06.848	+4.502	4:22.773
2	1:02.384	+0.038	5:25.157
3	1:02.461	+0.115	6:27.618
4	1:02.604	+0.258	7:30.222
5	1:02.346		8:32.568
6	1:02.498	+0.152	9:35.066
7	1:02.477	+0.131	0:37.543
8	1:02.377	+0.031	1:39.920
9	1:02.387	+0.041	2:42.307
10	1:02.640	+0.294	3:44.947

Lap	Lap Tm	Diff	me of Day
(89) Philip Harris			
1	1:06.844	+3.817	4:23.873
2	1:03.027		5:26.900
3	1:03.141	+0.114	6:30.041
4	1:03.095	+0.068	7:33.136
5	1:03.384	+0.357	8:36.520
6	1:03.692	+0.665	9:40.212
7	1:03.584	+0.557	0:43.796
8	1:03.669	+0.642	1:47.465
9	1:03.774	+0.747	2:51.239
10	1:03.783	+0.756	3:55.022

Lap	Lap Tm	Diff	me of Day
(46) Mark McKenna			
1	1:07.729	+4.103	4:24.950
2	1:03.880	+0.254	5:28.830
3	1:03.847	+0.221	6:32.677
4	1:04.068	+0.442	7:36.745
5	1:03.933	+0.307	8:40.678
6	1:04.068	+0.442	9:44.746
7	1:03.858	+0.232	0:48.604
8	1:03.675	+0.049	1:52.279
9	1:03.626		2:55.905
10	1:03.728	+0.102	3:59.633

Lap	Lap Tm	Diff	me of Day
(90) Henry Campbell			
1	1:08.078	+4.227	4:25.503
2	1:03.851		5:29.354
3	1:03.967	+0.116	6:33.321
4	1:03.908	+0.057	7:37.229
5	1:03.933	+0.082	8:41.162
6	1:04.263	+0.412	9:45.425
7	1:04.366	+0.515	0:49.791
8	1:04.261	+0.410	1:54.052
9	1:04.073	+0.222	2:58.125
10	1:04.389	+0.538	4:02.514

Lap	Lap Tm	Diff	me of Day
(99) Andrew Noble			
1	1:06.995	+3.835	4:23.616
2	1:03.188	+0.028	5:26.804
3	1:03.396	+0.236	6:30.200
4	1:03.285	+0.125	7:33.485
5	1:03.160		8:36.645
6	1:03.582	+0.422	9:40.227
7	1:03.800	+0.640	0:44.027
8	1:03.632	+0.472	1:47.659
9	1:04.087	+0.927	2:51.746
10	1:03.468	+0.308	3:55.214

Results provisional until the conclusion of judicial and technical matters

Orbits

Timekeeper: D.Bradfield

Clerk of Course: Chris Edwards

Live timing available at timing.rhwright.com

www.mylaps.com

Licensed to: R.H.Wright Timing

Printed: 23/06/2024 17:10:41



500MRCI Kirkistown Summer Race Meeting

Sorted on Laps

Formula Ford 1600

Kirkistown 500 MRCI 1.512 miles

Race 1 (R1)

22/06/2024 11:10

Race (9:00 and 1 Laps) started at 11:33:13

Pos	No.	Name	Make	Total Tm	Laps	Best Tm	In Lap	Best Speed
1	26	Jason Smyth	Van Diemen RF00	10:23.641	10	1:01.381	7	88.676
2	27	Stephen Connor	Van Diemen RF90	10:31.506	10	1:02.346	5	87.303
3	89	Philip Harris	Mondiale M89T	10:41.581	10	1:03.027	2	86.360
4	46	Mark McKenna	Crossle 35F	10:46.192	10	1:03.626	9	85.547
5	90	Henry Campbell	Reynard FF89	10:49.073	10	1:03.851	2	85.246
6	99	Andrew Noble	Van Diemen JL012K	10:51.773	10	1:03.160	5	86.178

Not classified

DNS	88	Morgan Quinn	Van Diemen RF99				0	-
DNS	28	David McCullough	Van Diemen RF00				0	-

Margin of Victory	Avg. Speed	Best Lap Tm	Best Speed	Best Lap by
7.865	87.278	1:01.381	88.676	26 - Jason Smyth

Results provisional until the conclusion of judicial and technical matters

Orbits

Timekeeper: D.Bradfield

Clerk of Course: Chris Edwards

Live timing available at timing.rhwright.co.uk

www.mylaps.com

Licensed to: R.H.Wright Timing

Printed: 22/06/2024 11:44:17



500MRCI Kirkistown Summer Race Meeting

Formula Ford 1600

Kirkistown 500 MRCI 1.512 miles


Race 1 (R1)

22/06/2024 11:10

Race (12:00 and 1 Laps)

5	8	
	9	
4	46	90
	7	8
3	89	99
	5	6
2	28	27
	3	4
1	26	88
	1	2

POLE POSITION



Results provisional until the conclusion of judicial and technical matters

Orbits

Timekeeper: D.Bradfield

Clerk of Course: Chris Edwards

Live timing available at timing.rhwright.co.uk

www.mylaps.com

Licensed to: R.H.Wright Timing

Printed: 22/06/2024 09:26:42



**R.H.
Wright**



500MRCI Kirkistown Summer Race Meeting

Formula Ford 1600

Kirkistown 500 MRCI 1.512 miles

Race 2 (R9)

22/06/2024 14:40

Race (10:00 and 1 Laps) started at 15:00:20

Lap	Lap Tm	Diff	me of Day
(88) Morgan Quinn			
1	1:08.019	+6.048	1:30.857
2	1:02.386	+0.415	1:33.243
3	1:02.383	+0.412	1:35.626
4	1:02.167	+0.196	1:37.793
5	1:02.157	+0.186	1:39.950
6	1:02.049	+0.078	1:41.999
7	1:01.971		1:43.970
8	1:01.994	+0.023	1:45.964
9	1:02.521	+0.550	1:48.485
10	1:02.152	+0.181	1:50.637
11	1:01.992	+0.021	1:52.629
(28) David McCullough			
1	1:07.794	+5.973	1:31.375
2	1:03.375	+1.554	1:34.750
3	1:02.205	+0.384	1:36.955
4	1:01.982	+0.161	1:38.937
5	1:01.950	+0.129	1:40.887
6	1:01.958	+0.137	1:42.845
7	1:01.871	+0.050	1:44.716
8	1:01.821		1:46.537
9	1:02.661	+0.840	1:49.198
10	1:02.194	+0.373	1:51.392
11	1:02.939	+1.118	1:54.331
(27) Stephen Connor			
1	1:07.726	+5.859	1:31.177
2	1:02.409	+0.542	1:33.586
3	1:02.595	+0.728	1:36.181
4	1:02.291	+0.424	1:38.472
5	1:02.872	+1.005	1:41.344
6	1:01.867		1:43.211
7	1:02.398	+0.531	1:45.609
8	1:02.340	+0.473	1:47.949
9	1:02.843	+0.976	1:50.792
10	1:02.404	+0.537	1:53.196
11	1:02.638	+0.771	1:55.834
(99) Andrew Noble			
1	1:11.145	+7.699	1:36.828
2	1:04.355	+0.909	1:41.183
3	1:03.770	+0.324	1:44.953
4	1:03.640	+0.194	1:48.593
5	1:03.777	+0.331	1:52.370
6	1:03.471	+0.025	1:55.841
7	1:03.446		1:59.287
8	1:03.470	+0.024	1:02.757
9	1:03.479	+0.033	1:06.236
10	1:03.936	+0.490	1:10.172
11	1:03.797	+0.351	1:13.969
(89) Philip Harris			
1	1:08.015	+4.962	1:32.374
2	1:03.861	+0.808	1:36.235
3	1:04.465	+1.412	1:40.700
4	1:04.102	+1.049	1:44.802
5	1:03.987	+0.934	1:48.789
6	1:03.624	+0.571	1:52.413
7	1:03.053		1:55.466
8	1:13.457	+10.404	1:08.923
9	1:03.483	+0.430	1:12.406
10	1:03.704	+0.651	1:16.110
11	1:03.369	+0.316	1:19.479
(46) Mark McKenna			
1	1:11.195	+7.476	1:37.970
2	1:04.295	+0.576	1:42.265
3	1:04.185	+0.466	1:46.450
4	1:04.216	+0.497	1:50.666
5	1:04.217	+0.498	1:54.883
6	1:03.885	+0.166	1:58.768
7	1:04.043	+0.324	1:02.811

Lap	Lap Tm	Diff	me of Day
8	1:05.525	+1.806	1:08.336
9	1:04.412	+0.693	1:12.748
10	1:04.008	+0.289	1:16.756
11	1:03.719		1:20.475
(90) Henry Campbell			
1	1:08.830	+4.493	1:33.482
2	1:05.002	+0.665	1:38.484
3	1:04.581	+0.244	1:43.065
4	1:05.037	+0.700	1:48.102
5	1:05.130	+0.793	1:53.232
6	1:04.337		1:57.569
7	1:04.886	+0.549	1:02.455
8	1:06.530	+2.193	1:08.985
9	1:04.508	+0.171	1:13.493
10	1:04.354	+0.017	1:17.847
11	1:04.362	+0.025	1:22.209
(26) Jason Smyth			
1	1:07.343	+5.712	1:30.060
2	1:02.035	+0.404	1:32.095
3	1:01.809	+0.178	1:33.904
4	1:01.723	+0.092	1:35.627
5	1:01.819	+0.188	1:37.446
6	1:01.837	+0.206	1:39.283
7	1:01.631		1:40.914
8	1:03.862	+2.231	1:44.776

Lap	Lap Tm	Diff	me of Day
-----	--------	------	-----------

Results provisional until the conclusion of judicial and technical matters

Orbits

Timekeeper: D.Bradfield

Clerk of Course: Chris Edwards

Live timing available at timing.rhwright.com

www.mylaps.com

Licensed to: R.H.Wright Timing

Printed: 23/06/2024 17:13:52



500MRCI Kirkistown Summer Race Meeting

Sorted on Laps

Formula Ford 1600

Kirkistown 500 MRCI 1.512 miles

Race 2 (R9)

22/06/2024 14:40

Race (10:00 and 1 Laps) started at 15:00:20

Pos	No.	Name	Make	Laps	Total Tm	Best Tm	Best Speed	In Lap	Avg. Speed
1	88	Morgan Quinn	Van Diemen RF99	11	11:31.868	1:01.971	87.832	7	86.539
2	28	David McCullough	Van Diemen RF00	11	11:33.570	1:01.821	88.045	8	86.326
3	27	Stephen Connor	Van Diemen RF90	11	11:35.073	1:01.867	87.979	6	86.139
4	99	Andrew Noble	Van Diemen JL012K	11	11:53.208	1:03.446	85.790	7	83.949
5	89	Philip Harris	Mondiale M89T	11	11:58.718	1:03.053	86.325	7	83.306
6	46	Mark McKenna	Crossle 35F	11	11:59.714	1:03.719	85.422	11	83.190
7	90	Henry Campbell	Reynard FF89	11	12:01.448	1:04.337	84.602	6	82.990
Not classified									
DNF	26	Jason Smyth	Van Diemen RF00	8	8:24.015	1:01.631	88.316	7	86.395

Margin of Victory

Avg. Speed

Best Lap Tm

Best Speed

Best Lap by

1.702

86.539

1:01.821

88.045

28 - David McCullough

Results provisional until the conclusion of judicial and technical matters

Orbits

Timekeeper: D.Bradfield

Clerk of Course: Chris Edwards

Live timing available at timing.rhwright.co.uk

www.mylaps.com

Licensed to: R.H.Wright Timing

Printed: 22/06/2024 15:12:40



R.H.Wright
Timing



500MRCI Kirkistown Summer Race Meeting

Formula Ford 1600

Kirkistown 500 MRCI 1.512 miles

Race 2 (R9)

22/06/2024 14:40

Race (12:00 and 1 Laps)

5	8	
	9	
4	46	90
	7	8
3	99	89
	5	6
2	28	27
	3	4
1	26	88
	1	2

POLE POSITION



Results provisional until the conclusion of judicial and technical matters

Orbits

Timekeeper: D.Bradfield

Clerk of Course: Chris Edwards

Live timing available at timing.rhwright.co.uk

www.mylaps.com

Licensed to: R.H.Wright Timing

Printed: 22/06/2024 09:27:21



**R.H.
Wright**



500MRCI Kirkistown Summer Race Meeting

Kirkistown Minis/Ford Fiesta

Kirkistown 500 MRCI 1.512 miles

Qualifying (Q6)

22/06/2024 10:25

Qualifying started at 10:38:13

Lap	Lap Tm	Diff	me of Day
(28) Peter Bennett			
1	1:21.142	+8.176	1:39.740
2	1:12.966		1:52.706
3	1:13.649	+0.683	2:06.355
4	1:13.487	+0.521	2:19.842
5	1:13.567	+0.601	2:33.409
6	1:13.257	+0.291	2:46.666
7	1:14.366	+1.400	3:01.032
(96) Darren Gilmore			
1	1:20.267	+6.972	1:37.796
2	1:13.725	+0.430	2:51.521
3	1:15.198	+1.903	2:06.719
4	1:17.151	+3.856	2:23.870
5	1:13.731	+0.436	1:37.601
6	1:13.295		1:50.896
(55) Mark Stewart			
1	1:13.901	+0.101	1:24.625
2	1:14.431	+0.631	1:58.056
3	1:13.980	+0.180	1:12.036
4	1:13.883	+0.083	1:25.919
5	1:13.837	+0.037	1:39.756
6	1:13.800		1:53.556
7	1:16.655	+2.855	2:10.211
8	1:15.935	+2.135	2:26.146
(11) Paul Stewart			
1	1:13.953		1:24.349
2	1:14.704	+0.751	1:59.053
3	1:14.388	+0.435	1:13.441
4	1:14.694	+0.741	1:28.135
5	1:14.709	+0.756	1:42.844
6	1:14.537	+0.584	1:57.381
7	1:14.148	+0.195	2:11.529
8	1:14.957	+1.004	2:26.486
(88) Chris Doherty			
1	1:21.733	+6.987	1:35.339
2	1:15.708	+0.962	1:51.047
3	1:16.518	+1.772	2:07.565
4	1:14.932	+0.186	2:22.497
5	1:15.000	+0.254	1:37.497
6	1:14.746		1:52.243
7	1:14.976	+0.230	2:07.219
8	1:15.138	+0.392	2:22.357
(222) Finn Blaine			
1	1:15.699	+0.104	1:57.384
2	1:16.206	+0.611	2:13.590
3	1:15.849	+0.254	2:29.439
4	1:15.953	+0.358	1:45.392
5	1:16.055	+0.460	2:01.447
6	1:15.875	+0.280	2:17.322
7	1:15.595		2:32.917
(76) Derek Graham			
1	1:17.558	+0.532	1:07.854
2	1:17.492	+0.466	2:25.346
3	1:17.174	+0.148	1:42.520
4	1:17.413	+0.387	1:59.933
5	1:17.251	+0.225	1:17.184
6	1:17.026		2:34.210
(97) Neville Anderson			
1	1:19.033	+1.069	1:21.585
2	1:18.682	+0.718	2:40.267
3	1:18.545	+0.581	1:58.812
4	1:18.391	+0.427	1:17.203
5	1:17.964		1:35.167
6	1:18.242	+0.278	2:53.409
7	1:18.577	+0.613	2:11.986

Lap	Lap Tm	Diff	me of Day
(128) Stephen Walker			
1	1:19.009	+0.846	1:28.866
2	1:18.860	+0.697	1:47.726
3	1:18.654	+0.491	1:06.380
4	1:18.368	+0.205	1:24.748
5	1:18.416	+0.253	1:43.164
6	1:18.229	+0.066	1:01.393
7	1:18.163		1:19.556
(18) Conor Mulholland			
1	1:20.185	+2.008	1:30.960
2	1:18.177		1:49.137
3	1:18.327	+0.150	1:07.464
4	1:22.713	+4.536	1:30.177
5	1:19.470	+1.293	1:49.647
6	1:19.199	+1.022	1:08.846
7	1:21.048	+2.871	1:29.894
(29) Henry White			
1	1:19.748	+0.522	1:32.521
2	1:19.226		1:51.747
3	1:19.594	+0.368	1:11.341
4	1:19.628	+0.402	1:30.969
5	1:19.500	+0.274	1:50.469
6	1:19.782	+0.556	1:10.251
7	1:20.612	+1.386	1:30.863
(21) Megan Campbell			
1	1:20.556	+1.327	1:31.603
2	1:19.229		1:50.832
3	1:19.230	+0.001	1:10.062
4	1:19.667	+0.438	1:29.729
5	1:19.567	+0.338	1:49.296
6	1:19.281	+0.052	1:08.577
7	1:21.642	+2.413	1:30.219
(26) Grace McCallion			
p1	2:17.964	+57.657	1:28.309
2	1:28.576	+8.269	1:56.885
3	1:20.883	+0.576	1:17.768
4	1:20.365	+0.058	1:38.133
5	1:20.637	+0.330	1:58.770
6	1:20.307		1:19.077

Lap	Lap Tm	Diff	me of Day
-----	--------	------	-----------

Results provisional until the conclusion of judicial and technical matters

Orbits

Timekeeper: D.Bradfield

Clerk of Course: Chris Edwards

Live timing available at timing.rhwright.com

www.mylaps.com

Licensed to: R.H.Wright Timing

Printed: 23/06/2024 17:14:12



500MRCI Kirkistown Summer Race Meeting

Sorted on best lap time

Kirkistown Minis/Ford Fiesta

Kirkistown 500 MRCI 1.512 miles

Qualifying (Q6)

22/06/2024 10:25

Qualifying started at 10:38:13

Pos	No.	Name	Make	Best Tm	Diff	In Lap	Best Speed	2nd Best	In Lap
1	28	Peter Bennett	1.6 BMW Mini	1:12.966		2	74.597	1:13.257	6
2	96	Darren Gilmore	1.6 BMW Mini	1:13.295	0.329	6	74.262	1:13.725	2
3	55	Mark Stewart	1.6 BMW Mini	1:13.800	0.834	6	73.754	1:13.837	5
4	11	Paul Stewart	1.6 BMW Mini	1:13.953	0.987	1	73.601	1:14.148	7
5	88	Chris Doherty	1.6 BMW Mini	1:14.746	1.780	6	72.820	1:14.932	4
6	222	Finn Blaine	1.6 BMW Mini	1:15.595	2.629	7	72.002	1:15.699	1
7	76	Derek Graham	1.3 Ford Fiesta	1:17.026	4.060	6	70.665	1:17.174	3
8	97	Neville Anderson	1.3 Ford Fiesta	1:17.964	4.998	5	69.815	1:18.242	6
9	128	Stephen Walker	1.3 Ford Fiesta	1:18.163	5.197	7	69.637	1:18.229	6
10	18	Conor Mulholland	1.3 Ford Fiesta	1:18.177	5.211	2	69.624	1:18.327	3
11	29	Henry White	1.3 Ford Fiesta	1:19.226	6.260	2	68.702	1:19.500	5
12	21	Megan Campbell	1.3 Ford Fiesta	1:19.229	6.263	2	68.700	1:19.230	3
13	26	Grace McCallion	1.3 Ford Fiesta	1:20.307	7.341	6	67.778	1:20.365	4

Announcements

Car 222 – Please fit a working transponder as per MSUK Reg Q12.8.1

Results provisional until the conclusion of judicial and technical matters

Orbits

Timekeeper: D.Bradfield

Clerk of Course: Chris Edwards

Live timing available at timing.rhwright.co.uk

www.mylaps.com

Licensed to: R.H.Wright Timing

Printed: 22/06/2024 11:01:45



**R.H.
Wright**



500MRCI Kirkistown Summer Race Meeting

Kirkistown Minis/Ford Fiesta

Kirkistown 500 MRCI 1.512 miles

Race 1 (R6)

22/06/2024 13:20

Race (12:00 and 1 Laps) started at 13:58:37

Lap	Lap Tm	Diff	me of Day
(28) Peter Bennett			
1	1:19.431	+5.635	1:59.567
2	1:13.796		1:13.363
3	1:13.937	+0.141	2:27.300
4	1:14.027	+0.231	3:41.327
5	1:14.049	+0.253	4:55.376
6	1:15.156	+1.360	6:10.532
7	1:14.779	+0.983	7:25.311
8	1:14.834	+1.038	8:40.145
9	1:14.627	+0.831	9:54.772
10	1:14.318	+0.522	1:09.090
11	1:14.379	+0.583	2:23.469

(96) Darren Gilmore			
1	1:20.673	+7.115	3:00.836
2	1:14.718	+1.160	4:15.554
3	1:15.213	+1.655	5:30.767
4	1:14.343	+0.785	6:45.110
5	1:14.911	+1.353	8:00.021
6	1:14.696	+1.138	9:14.717
7	1:14.816	+1.258	1:09.533
8	1:14.767	+1.209	2:24.300
9	1:13.558		3:37.858
10	1:14.627	+1.069	4:52.485
11	1:14.179	+0.621	6:06.664

(55) Mark Stewart			
1	1:19.942	+6.208	3:00.830
2	1:14.758	+1.024	4:15.588
3	1:14.879	+1.145	5:30.467
4	1:14.462	+0.728	6:44.929
5	1:14.929	+1.195	8:09.858
6	1:14.736	+1.002	9:24.594
7	1:14.784	+1.050	1:09.378
8	1:14.397	+0.663	2:23.775
9	1:13.734		3:37.509
10	1:14.766	+1.032	4:52.275
11	1:14.403	+0.669	6:06.678

(11) Paul Stewart			
1	1:20.287	+6.319	3:01.015
2	1:15.312	+1.344	4:16.327
3	1:15.161	+1.193	5:31.488
4	1:13.968		6:45.456
5	1:15.071	+1.103	8:00.527
6	1:14.875	+0.907	9:15.402
7	1:14.776	+0.808	1:03.178
8	1:14.442	+0.474	2:17.620
9	1:14.883	+0.915	3:32.503
10	1:15.289	+1.321	4:47.792
11	1:14.736	+0.768	6:02.528

(88) Chris Doherty			
1	1:21.164	+5.577	3:03.087
2	1:15.813	+0.226	4:18.900
3	1:16.123	+0.536	5:35.023
4	1:15.962	+0.375	6:50.985
5	1:15.769	+0.182	8:06.754
6	1:16.662	+1.075	9:23.416
7	1:16.301	+0.714	1:09.717
8	1:15.946	+0.359	2:25.663
9	1:15.992	+0.405	3:41.655
10	1:15.587		4:57.242
11	1:16.097	+0.510	6:13.339

(222) Finn Blaine			
1	1:29.878	+14.473	3:11.543
2	1:19.281	+3.876	4:30.824
3	1:15.667	+0.262	5:46.491
4	1:17.463	+2.058	7:03.954
5	1:16.029	+0.624	8:20.983
6	1:16.267	+0.862	9:37.250
7	1:15.509	+0.104	1:05.759

8	1:15.583	+0.178	1:07.342
9	1:15.491	+0.086	2:22.833
10	1:15.405		3:38.238
11	1:15.491	+0.086	4:53.729

(76) Derek Graham			
1	1:20.939	+3.897	3:03.800
2	1:17.042		4:20.842
3	1:17.342	+0.300	5:38.184
4	1:17.747	+0.705	6:55.931
5	1:18.029	+0.987	8:13.960
6	1:18.416	+1.374	9:32.376
7	1:18.287	+1.245	1:05.663
8	1:18.212	+1.170	2:23.875
9	1:17.843	+0.801	3:41.718
10	1:18.517	+1.475	5:00.235
11	1:18.711	+1.669	6:18.946

(97) Neville Anderson			
1	1:22.124	+3.891	3:04.973
2	1:18.535	+0.302	4:23.508
3	1:18.233		5:41.741
4	1:18.658	+0.425	7:00.399
5	1:18.362	+0.129	8:18.761
6	1:18.746	+0.513	9:37.507
7	1:18.640	+0.407	1:06.147
8	1:18.312	+0.079	2:24.459
9	1:18.526	+0.293	3:42.985
10	1:18.674	+0.441	5:01.659
11	1:19.703	+1.470	6:21.362

(128) Stephen Walker			
1	1:24.760	+6.817	3:08.606
2	1:19.059	+1.116	4:27.665
3	1:18.552	+0.609	5:46.217
4	1:19.609	+1.666	7:05.826
5	1:18.184	+0.241	8:24.010
6	1:18.452	+0.509	9:42.462
7	1:19.657	+1.714	1:11.119
8	1:18.096	+0.153	2:29.215
9	1:17.943		3:47.158
10	1:18.516	+0.573	5:05.674
11	1:19.425	+1.482	6:25.099

(18) Conor Mulholland			
1	1:23.899	+5.727	3:07.667
2	1:18.783	+0.611	4:26.450
3	1:19.012	+0.840	5:45.462
4	1:19.127	+0.955	7:04.589
5	1:18.759	+0.587	8:23.348
6	1:18.389	+0.217	9:41.737
7	1:18.640	+0.468	1:10.377
8	1:18.415	+0.243	2:28.792
9	1:18.172		3:46.964
10	1:18.740	+0.568	5:05.704
11	1:20.866	+2.694	6:26.570

(21) Megan Campbell			
1	1:24.139	+5.950	3:08.121
2	1:18.811	+0.622	4:26.932
3	1:18.812	+0.623	5:45.744
4	1:19.289	+1.100	7:05.033
5	1:18.714	+0.525	8:23.747
6	1:18.474	+0.285	9:42.221
7	1:20.327	+2.138	1:11.548
8	1:18.189		2:30.737
9	1:27.622	+9.433	3:58.359
10	1:19.765	+1.576	5:18.124
11	1:19.714	+1.525	6:37.838

(29) Henry White			
1	1:26.792	+6.467	3:11.492
2	1:21.331	+1.006	4:32.823
3	1:20.967	+0.642	5:53.790

Results provisional until the conclusion of judicial and technical matters

Orbits

Timekeeper: D.Bradfield

Clerk of Course: Chris Edwards

Live timing available at timing.rhwright.com

www.mylaps.com

Printed: 23/06/2024 17:14:29

Licensed to: R.H.Wright Timing



500MRCI Kirkistown Summer Race Meeting

Sorted on Laps

Kirkistown Minis/Ford Fiesta

Kirkistown 500 MRCI 1.512 miles

Race 1 (R6)

22/06/2024 13:20

Race (12:00 and 1 Laps) started at 13:58:37

Pos	No.	Name	Make	Laps	Total Tm	Best Tm	Best Speed	In Lap	Avg. Speed
Ford Fiesta									
1	76	Derek Graham	1.3 Ford Fiesta	11	14:26.116	1:17.042	70.650	2	69.128
2	97	Neville Anderson	1.3 Ford Fiesta	11	14:33.532	1:18.233	69.574	3	68.542
3	128	Stephen Walker	1.3 Ford Fiesta	11	14:38.269	1:17.943	69.833	9	68.172
4	18	Conor Mulholland	1.3 Ford Fiesta	11	14:38.740	1:18.172	69.629	9	68.135
5	21	Megan Campbell	1.3 Ford Fiesta	11	14:50.008	1:18.189	69.614	8	67.273
6	29	Henry White	1.3 Ford Fiesta	11	15:02.976	1:20.325	67.762	7	66.307
7	26	Grace McCallion	1.3 Ford Fiesta	10	14:05.466	1:20.578	67.550	3	64.379
Mini Cooper									
1	28	Peter Bennett	1.6 BMW Mini	11	13:45.639	1:13.796	73.758	2	72.517
2	96	Darren Gilmore	1.6 BMW Mini	11	13:48.834	1:13.558	73.996	9	72.238
3	55	Mark Stewart	1.6 BMW Mini	11	13:48.848	1:13.734	73.820	9	72.237
4	11	Paul Stewart	1.6 BMW Mini	11	13:51.698	1:13.968	73.586	4	71.989
5	88	Chris Doherty	1.6 BMW Mini	11	14:05.509	1:15.587	72.010	10	70.813
6	222	Finn Blaine	1.6 BMW Mini	11	14:15.899	1:15.405	72.184	10	69.954

Margin of Victory	Avg. Speed	Best Lap Tm	Best Speed	Best Lap by
3.195	72.517	1:13.558	73.996	96 - Darren Gilmore

Results provisional until the conclusion of judicial and technical matters

Orbits

Timekeeper: D.Bradfield

Clerk of Course: Chris Edwards

Live timing available at timing.rhwright.co.uk

www.mylaps.com

Licensed to: R.H.Wright Timing

Printed: 22/06/2024 14:13:55



500MRCI Kirkistown Summer Race Meeting

Kirkistown Minis/Ford Fiesta

Kirkistown 500 MRCI 1.512 miles


Race 1 (R6)

22/06/2024 13:20

Race (12:00 and 1 Laps)

9	26	
	17	
8	29	21
	15	16
7	128	18
	13	14
6	76	97
	11	12
5	9	10
4	7	8
3	88	222
	5	6
2	55	11
	3	4
1	28	96
	1	2

POLE POSITION



Results provisional until the conclusion of judicial and technical matters

Orbits

Timekeeper: D.Bradfield

Clerk of Course: Chris Edwards

Live timing available at timing.rhwright.co.uk

www.mylaps.com

Printed: 22/06/2024 10:57:38

Licensed to: R.H.Wright Timing



R.H.
Wright



500MRCI Kirkistown Summer Race Meeting

Kirkistown Minis/Ford Fiesta

Kirkistown 500 MRCI 1.512 miles

Race 2 (R13)

22/06/2024 16:40

Race (10:00 and 1 Laps) started at 16:44:37

Lap	Lap Tm	Diff	me of Day
(28) Peter Bennett			
1	1:19.771	+6.048	1:59.439
2	1:13.723		1:13.162
3	1:14.101	+0.378	1:27.263
4	1:14.434	+0.711	1:41.697
5	1:14.396	+0.633	1:56.053
6	1:14.714	+0.991	2:10.767
7	1:15.137	+1.414	2:25.904
8	1:15.391	+1.668	1:41.295
9	1:13.775	+0.052	1:55.070
(96) Darren Gilmore			
1	1:19.921	+6.220	1:59.682
2	1:13.875	+0.174	1:13.557
3	1:13.710	+0.009	1:27.267
4	1:15.585	+1.884	1:42.852
5	1:13.701		1:56.553
6	1:16.349	+2.648	2:12.902
7	1:14.065	+0.364	1:26.967
8	1:14.634	+0.933	1:41.601
9	1:13.980	+0.279	1:55.581
(55) Mark Stewart			
1	1:19.572	+5.757	1:00.097
2	1:13.815		1:13.912
3	1:13.944	+0.129	1:27.856
4	1:14.155	+0.340	1:42.011
5	1:14.352	+0.537	1:56.363
6	1:14.483	+0.668	2:10.846
7	1:15.087	+1.272	1:25.933
8	1:15.622	+1.807	1:41.555
9	1:14.444	+0.629	1:55.999
(11) Paul Stewart			
1	1:19.790	+5.932	1:00.373
2	1:13.872	+0.014	1:14.245
3	1:13.858		1:28.103
4	1:22.059	+8.201	1:50.162
5	1:14.256	+0.398	1:04.418
6	1:14.139	+0.281	1:18.557
7	1:14.252	+0.394	1:32.809
8	1:13.957	+0.099	1:46.766
9	1:14.271	+0.413	1:01.037
(222) Finn Blaine			
1	1:22.342	+6.507	1:03.699
2	1:16.240	+0.405	1:19.939
3	1:16.672	+0.837	1:36.611
4	1:17.142	+1.307	1:53.753
5	1:15.835		1:09.588
6	1:17.034	+1.199	1:26.622
7	1:16.660	+0.825	1:43.282
8	1:16.321	+0.486	1:59.603
9	1:16.568	+0.733	1:16.171
(88) Chris Doherty			
1	1:21.417	+5.349	1:02.803
2	1:16.314	+0.246	1:19.117
3	1:17.218	+1.150	1:36.335
4	1:17.748	+1.680	1:54.083
5	1:16.068		1:10.151
6	1:16.704	+0.636	1:26.855
7	1:16.679	+0.611	1:43.534
8	1:16.326	+0.258	1:59.860
9	1:16.573	+0.505	1:16.433
(76) Derek Graham			
1	1:21.871	+4.240	1:04.605
2	1:17.631		1:22.236
3	1:18.198	+0.567	1:40.434
4	1:18.366	+0.735	1:58.800
5	1:18.183	+0.552	1:16.983
6	1:18.503	+0.872	1:35.486

Lap	Lap Tm	Diff	me of Day
7	1:18.227	+0.596	1:53.713
8	1:18.065	+0.434	1:11.778
9	1:18.447	+0.816	1:30.225
(97) Neville Anderson			
1	1:22.406	+4.057	1:05.433
2	1:18.648	+0.299	1:24.081
3	1:18.986	+0.637	1:43.067
4	1:18.456	+0.107	1:01.523
5	1:18.957	+0.608	1:20.480
6	1:18.349		1:38.829
7	1:18.638	+0.289	1:57.467
8	1:19.211	+0.862	1:16.678
9	1:19.025	+0.676	1:35.703
(18) Conor Mulholland			
1	1:22.622	+4.296	1:05.734
2	1:18.452	+0.126	1:24.186
3	1:19.124	+0.798	1:43.310
4	1:18.507	+0.181	1:01.817
5	1:18.981	+0.655	1:20.798
6	1:18.353	+0.027	1:39.151
7	1:18.326		1:57.477
8	1:19.390	+1.064	1:16.867
9	1:19.053	+0.727	1:35.920
(128) Stephen Walker			
1	1:24.503	+5.878	1:07.543
2	1:19.199	+0.574	1:26.742
3	1:18.625		1:45.367
4	1:18.695	+0.070	1:04.062
5	1:18.815	+0.190	1:22.877
6	1:18.749	+0.124	1:41.626
7	1:18.986	+0.361	1:00.612
8	1:18.994	+0.369	1:19.606
9	1:18.839	+0.214	1:38.445
(21) Megan Campbell			
1	1:23.893	+4.393	1:07.644
2	1:20.390	+0.890	1:28.034
3	1:19.807	+0.307	1:47.841
4	1:20.838	+1.338	1:08.679
5	1:19.802	+0.302	1:28.481
6	1:19.500		1:47.981
7	1:20.136	+0.636	1:08.117
8	1:19.661	+0.161	1:27.778
9	1:21.239	+1.739	1:49.017
(26) Grace McCallion			
1	1:26.636	+6.270	1:10.895
2	1:21.144	+0.778	1:32.039
3	1:21.271	+0.905	1:53.310
4	1:20.801	+0.435	1:14.111
5	1:20.487	+0.121	1:34.598
6	1:20.366		1:54.964
7	1:21.389	+1.023	1:16.353
8	1:20.790	+0.424	1:37.143
9	1:20.970	+0.604	1:58.113
(29) Henry White			
1	1:26.004	+5.084	1:09.924
2	1:21.107	+0.187	1:31.031
3	1:21.101	+0.181	1:52.132
4	1:20.920		1:13.052
5	1:20.984	+0.064	1:34.036
6	1:21.168	+0.248	1:55.204
7	1:21.394	+0.474	1:16.598
8	1:21.258	+0.338	1:37.856
9	1:20.930	+0.010	1:58.786

Lap	Lap Tm	Diff	me of Day
-----	--------	------	-----------

Results provisional until the conclusion of judicial and technical matters

Orbits

Timekeeper: D.Bradfield

Clerk of Course: Chris Edwards

Live timing available at timing.rhwright.com

www.mylaps.com

Printed: 23/06/2024 17:14:45

Licensed to: R.H.Wright Timing



500MRCI Kirkistown Summer Race Meeting

Sorted on Laps

Kirkistown Minis/Ford Fiesta

Kirkistown 500 MRCI 1.512 miles

Race 2 (R13)

22/06/2024 16:40

Race (10:00 and 1 Laps) started at 16:44:37

Pos	No.	Name	Make	Laps	Total Tm	Best Tm	Best Speed	In Lap	Avg. Speed
1	28	Peter Bennett	1.6 BMW Mini	9	11:17.558	1:13.723	73.831	2	72.300
2	96	Darren Gilmore	1.6 BMW Mini	9	11:18.069	1:13.701	73.853	5	72.245
3	55	Mark Stewart	1.6 BMW Mini	9	11:18.487	1:13.815	73.739	2	72.201
4	11	Paul Stewart	1.6 BMW Mini	9	11:23.525	1:13.858	73.696	3	71.668
5	222	Finn Blaine	1.6 BMW Mini	9	11:38.659	1:15.835	71.775	5	70.116
6	88	Chris Doherty	1.6 BMW Mini	9	11:38.921	1:16.068	71.555	5	70.090
7	76	Derek Graham	1.3 Ford Fiesta	9	11:52.713	1:17.631	70.114	2	68.733
8	97	Neville Anderson	1.3 Ford Fiesta	9	11:58.191	1:18.349	69.471	6	68.209
9	18	Conor Mulholland	1.3 Ford Fiesta	9	11:58.408	1:18.326	69.492	7	68.189
10	128	Stephen Walker	1.3 Ford Fiesta	9	12:00.933	1:18.625	69.228	3	67.950
11	21	Megan Campbell	1.3 Ford Fiesta	9	12:11.505	1:19.500	68.466	6	66.968
12	26	Grace McCallion	1.3 Ford Fiesta	9	12:20.601	1:20.366	67.728	6	66.145
13	29	Henry White	1.3 Ford Fiesta	9	12:21.274	1:20.920	67.264	4	66.085

Margin of Victory	Avg. Speed	Best Lap Tm	Best Speed	Best Lap by
0.511	72.300	1:13.701	73.853	96 - Darren Gilmore

Results provisional until the conclusion of judicial and technical matters

Orbits

Timekeeper: D.Bradfield

Clerk of Course: Chris Edwards

Live timing available at timing.rhwright.co.uk

www.mylaps.com

Licensed to: R.H.Wright Timing

Printed: 22/06/2024 16:57:12



R.H. Wright
Timing



500MRCI Kirkistown Summer Race Meeting

Kirkistown Minis/Ford Fiesta

Kirkistown 500 MRCI 1.512 miles


Race 2 (R13)

22/06/2024 16:40

Race (12:00 and 1 Laps)

9	26	
	17	
8	21	29
	15	16
7	97	18
	13	14
6	76	128
	11	12
5	9	10
4	7	8
3	88	222
	5	6
2	55	11
	3	4
1	28	96
	1	2

POLE POSITION



Results provisional until the conclusion of judicial and technical matters

Orbits

Timekeeper: D.Bradfield

Clerk of Course: Chris Edwards

Live timing available at timing.rhwright.co.uk

www.mylaps.com

Printed: 22/06/2024 10:59:54

Licensed to: R.H.Wright Timing



**R.H.
Wright**



500MRCI Kirkistown Summer Race Meeting

Mazda MX5

Kirkistown 500 MRCI 1.512 miles

Qualifying (Q7)

22/06/2024 10:45

Qualifying started at 10:52:08

Lap	Lap Tm	Diff	me of Day
(55) Craig Ewing			
1	1:10.016	+0.409	1:34.712
2	1:09.759	+0.152	1:44.471
3	1:10.711	+1.104	1:55.182
4	1:09.909	+0.302	1:05.091
5	1:09.769	+0.162	1:14.860
6	1:09.821	+0.214	1:24.681
7	1:09.812	+0.205	1:34.493
8	1:09.607		2:44.100
(42) Rob Kennedy			
1	1:10.708	+0.954	1:03.554
2	1:10.247	+0.493	1:13.801
3	1:09.969	+0.215	1:23.770
4	1:10.205	+0.451	1:33.975
5	1:10.778	+1.024	1:44.753
6	1:11.294	+1.540	1:56.047
7	1:09.897	+0.143	2:05.944
8	1:09.754		3:15.698
(14) Francis Allen			
1	1:10.608	+0.378	1:37.071
2	1:10.230		1:47.301
3	1:10.416	+0.186	1:57.717
4	1:10.681	+0.451	2:08.398
5	1:10.740	+0.510	2:19.138
6	1:11.392	+1.162	2:30.530
7	1:10.413	+0.183	2:40.943
8	1:10.518	+0.288	2:51.461
(34) Damian Moran			
1	1:11.995	+1.058	1:06.195
2	1:12.143	+1.206	1:18.338
3	1:11.956	+1.019	1:30.294
4	1:11.444	+0.507	1:41.738
5	1:11.974	+1.037	1:53.712
6	1:10.937		1:04.649
7	1:11.911	+0.974	2:16.560
(41) Jim Kennedy			
1	1:13.622	+1.998	1:00.154
2	1:13.179	+1.555	1:13.333
3	1:13.484	+1.860	1:26.817
4	1:16.519	+4.895	1:43.336
5	1:12.958	+1.334	1:56.294
6	1:11.624		1:07.918
7	1:11.802	+0.178	2:19.720
(50) Robert McAllister			
1	1:13.427	+1.389	1:58.676
2	1:14.140	+2.102	1:12.816
3	1:13.084	+1.046	1:25.900
4	1:13.047	+1.009	1:38.947
5	1:13.041	+1.003	1:51.988
6	1:12.979	+0.941	1:04.967
7	1:12.038		2:17.005
(7) Gregory Radcliffe			
1	1:12.838	+0.720	1:55.898
2	1:12.603	+0.485	1:08.501
3	1:13.122	+1.004	1:21.623
4	1:12.251	+0.133	1:33.874
5	1:12.732	+0.614	1:46.606
6	1:12.118		1:58.724
7	1:12.536	+0.418	2:11.260
8	1:14.148	+2.030	3:25.408
(311) Stuart Annesley			
1	1:13.010	+0.337	1:43.222
2	1:12.974	+0.301	1:56.196
3	1:13.038	+0.365	1:09.234
4	1:13.164	+0.491	1:22.398
5	1:13.236	+0.563	1:35.634

Lap	Lap Tm	Diff	me of Day
6	1:12.673		3:48.307
7	1:12.898	+0.225	2:01.205
8	1:15.081	+2.408	3:16.286
(9) Andy Penman			
1	1:17.419	+0.985	1:05.308
2	1:22.492	+6.058	1:27.800
3	1:16.614	+0.180	1:44.414
4	1:16.458	+0.024	1:00.872
5	1:41.092	+24.658	2:41.964
6	1:16.664	+0.230	1:58.628
7	1:16.434		3:15.062

Lap	Lap Tm	Diff	me of Day
-----	--------	------	-----------

Results provisional until the conclusion of judicial and technical matters

Orbits

Timekeeper: D.Bradfield

Clerk of Course: Chris Edwards

www.mylaps.com

Live timing available at timing.rhwright.

Licensed to: R.H.Wright Timing

Printed: 23/06/2024 17:15:05



500MRCI Kirkistown Summer Race Meeting

Sorted on best lap time

Mazda MX5

Kirkistown 500 MRCI 1.512 miles

Qualifying (Q7)

22/06/2024 10:45

Qualifying started at 10:52:08

Pos	No.	Name	Make	Best Tm	Diff	In Lap	Best Speed	2nd Best	In Lap
1	55	Craig Ewing	1.8 Mazda MX5	1:09.607		8	78.196	1:09.759	2
2	42	Rob Kennedy	1.8 Mazda MX5	1:09.754	0.147	8	78.032	1:09.897	7
3	14	Francis Allen	1.8 Mazda MX5	1:10.230	0.623	2	77.503	1:10.413	7
4	34	Damian Moran	1.8 Mazda MX5	1:10.937	1.330	6	76.730	1:11.444	4
5	41	Jim Kennedy	1.8 Mazda MX5	1:11.624	2.017	6	75.994	1:11.802	7
6	50	Robert McAllister	1.8 Mazda MX5	1:12.038	2.431	7	75.558	1:12.979	6
7	7	Gregory Radcliffe	1.8 Mazda MX5	1:12.118	2.511	6	75.474	1:12.251	4
8	311	Stuart Annesley	1.8 Mazda MX 5	1:12.673	3.066	6	74.897	1:12.898	7
9	9	Andy Penman	1.8 Mazda MX5	1:16.434	6.827	7	71.212	1:16.458	4

Results provisional until the conclusion of judicial and technical matters

Orbits

Timekeeper: D.Bradfield

Clerk of Course: Chris Edwards

Live timing available at timing.rhwright.co.uk

www.mylaps.com

Licensed to: R.H.Wright Timing

Printed: 22/06/2024 11:05:05



**R.H.
Wright**



500MRCI Kirkistown Summer Race Meeting

Mazda MX5

Kirkistown 500 MRCI 1.512 miles

Race 1 (R8)

22/06/2024 14:10

Race (10:00 and 1 Laps) started at 14:39:39

Lap	Lap Tm	Diff	me of Day
(55) Craig Ewing			
1	1:14.771	+4.882	1:56.409
2	1:10.176	+0.287	1:06.585
3	1:10.133	+0.244	1:16.718
4	1:09.999	+0.110	1:26.717
5	1:09.889		1:36.606
6	1:09.953	+0.064	1:46.559
7	1:10.348	+0.459	1:56.907
8	1:10.478	+0.589	1:07.385
9	1:10.377	+0.488	1:17.762
10	1:09.916	+0.027	1:27.678
(42) Rob Kennedy			
1	1:23.219	+13.222	1:05.415
2	1:09.997		1:15.412
3	1:10.260	+0.263	1:25.672
4	1:10.768	+0.771	1:36.440
5	1:10.168	+0.171	1:46.608
6	1:10.840	+0.843	1:57.448
7	1:11.917	+1.920	1:09.365
8	1:10.209	+0.212	1:19.574
9	1:10.174	+0.177	1:29.748
10	1:10.262	+0.265	1:40.010
(14) Francis Allen			
1	1:16.548	+5.265	1:59.185
2	1:11.797	+0.514	1:10.982
3	1:11.820	+0.537	1:22.802
4	1:11.283		1:34.085
5	1:11.628	+0.345	1:45.713
6	1:11.739	+0.456	1:57.452
7	1:12.772	+1.489	1:10.224
8	1:11.738	+0.455	1:21.962
9	1:11.896	+0.613	1:33.858
10	1:12.799	+1.516	1:46.657
(34) Damian Moran			
1	1:16.226	+4.843	1:58.548
2	1:11.649	+0.266	1:10.197
3	1:11.383		1:21.580
4	1:11.458	+0.075	1:33.038
5	1:12.186	+0.803	1:45.224
6	1:11.952	+0.569	1:57.176
7	1:12.214	+0.831	1:09.390
8	1:11.893	+0.510	1:21.283
9	1:12.154	+0.771	1:33.437
10	1:13.351	+1.968	1:46.788
(50) Robert McAllister			
1	1:16.922	+4.940	1:00.217
2	1:12.189	+0.177	1:12.376
3	1:12.317	+0.335	1:24.693
4	1:12.266	+0.284	1:36.959
5	1:11.982		1:48.941
6	1:13.896	+1.914	1:02.837
7	1:13.050	+1.068	1:15.887
8	1:13.051	+1.069	1:28.938
9	1:12.402	+0.420	1:41.340
10	1:12.627	+0.645	1:53.967
(311) Stuart Annesley			
1	1:18.131	+6.342	1:02.280
2	1:12.426	+0.637	1:14.706
3	1:12.976	+1.187	1:27.682
4	1:12.773	+0.984	1:40.455
5	1:12.245	+0.456	1:52.700
6	1:13.902	+2.113	1:06.602
7	1:12.460	+0.671	1:19.062
8	1:12.243	+0.454	1:31.305
9	1:12.607	+0.818	1:43.912
10	1:11.789		1:55.701
(41) Jim Kennedy			

Lap	Lap Tm	Diff	me of Day
1	1:19.554	+7.636	1:02.436
2	1:13.762	+1.844	1:16.198
3	1:12.608	+0.690	1:28.806
4	1:12.527	+0.609	1:41.333
5	1:12.204	+0.286	1:53.537
6	1:13.758	+1.840	1:07.295
7	1:12.550	+0.632	1:19.845
8	1:11.918		1:31.763
9	1:12.495	+0.577	1:44.258
10	1:13.503	+1.585	1:57.761
(7) Gregory Radcliffe			
1	1:18.182	+5.663	1:01.737
2	1:12.717	+0.198	1:14.454
3	1:13.031	+0.512	1:27.485
4	1:17.404	+4.885	1:44.889
5	1:13.051	+0.532	1:57.940
6	1:12.519		1:10.459
7	1:12.752	+0.233	1:23.211
8	1:12.725	+0.206	1:35.936
9	1:12.705	+0.186	1:48.641
10	1:12.584	+0.065	1:01.225
(9) Andy Penman			
1	1:22.734	+5.589	1:07.369
2	1:17.145		1:24.514
3	1:17.242	+0.097	1:41.756
4	1:18.280	+1.135	1:00.036
5	1:17.430	+0.285	1:17.466
6	1:17.297	+0.152	1:34.763
7	1:17.196	+0.051	1:51.959
8	1:17.162	+0.017	1:09.121
9	1:17.402	+0.257	1:26.523
10	1:17.655	+0.510	1:44.178

Lap	Lap Tm	Diff	me of Day
-----	--------	------	-----------

Results provisional until the conclusion of judicial and technical matters Orbits

Timekeeper: D.Bradfield

Clerk of Course: Chris Edwards

Live timing available at timing.rhwright.com

www.mylaps.com

Licensed to: R.H.Wright Timing

Printed: 23/06/2024 17:15:22



500MRCI Kirkistown Summer Race Meeting

Sorted on Laps

Mazda MX5

Kirkistown 500 MRCI 1.512 miles

Race 1 (R8)

22/06/2024 14:10

Race (10:00 and 1 Laps) started at 14:39:39

Pos	No.	Name	Make	Laps	Total Tm	Best Tm	Best Speed	In Lap	Avg. Speed
1	55	Craig Ewing	1.8 Mazda MX5	10	11:48.102	1:09.889	77.881	5	76.868
2	42	Rob Kennedy	1.8 Mazda MX5	10	12:00.434	1:09.997	77.761	2	75.552
3	14	Francis Allen	1.8 Mazda MX5	10	12:07.081	1:11.283	76.358	4	74.861
4	34	Damian Moran	1.8 Mazda MX5	10	12:07.212	1:11.383	76.251	3	74.848
5	50	Robert McAllister	1.8 Mazda MX5	10	12:14.391	1:11.982	75.616	5	74.116
6	311	Stuart Annesley	1.8 Mazda MX 5	10	12:16.125	1:11.789	75.820	10	73.942
7	41	Jim Kennedy	1.8 Mazda MX5	10	12:18.185	1:11.918	75.684	8	73.735
8	7	Gregory Radcliffe	1.8 Mazda MX5	10	12:21.649	1:12.519	75.056	6	73.391
9	9	Andy Penman	1.8 Mazda MX5	10	13:04.602	1:17.145	70.556	2	69.373

Margin of Victory

Avg. Speed

Best Lap Tm

Best Speed

Best Lap by

12.332

76.868

1:09.889

77.881

55 - Craig Ewing

Results provisional until the conclusion of judicial and technical matters

Orbits

Timekeeper: D.Bradfield

Clerk of Course: Chris Edwards

Live timing available at timing.rhwright.co.uk

www.mylaps.com

Licensed to: R.H.Wright Timing

Printed: 22/06/2024 14:53:09



R.H. Wright
Timing



500MRCI Kirkistown Summer Race Meeting

Mazda MX5

Kirkistown 500 MRCI 1.512 miles


Race 1 (R8)

22/06/2024 14:10

Race (12:00 and 1 Laps)

5	9	
4	7	311
3	41	50
2	14	34
1	55	42
	1	2

POLE POSITION



Results provisional until the conclusion of judicial and technical matters

Orbits

Timekeeper: D.Bradfield

Clerk of Course: Chris Edwards

Live timing available at timing.rhwright.co.uk

www.mylaps.com

Licensed to: R.H.Wright Timing

Printed: 22/06/2024 11:04:12



**R.H.
Wright**



500MRCI Kirkistown Summer Race Meeting

Mazda MX5

Kirkistown 500 MRCI 1.512 miles

Race 2 (R14)

22/06/2024 17:10

Race (10:00 and 1 Laps) started at 17:05:15

Lap	Lap Tm	Diff	me of Day
(55) Craig Ewing			
1	1:17.614	+7.943	:35.546
2	1:13.094	+3.423	:48.640
3	1:11.520	+1.849	:00.160
4	1:13.136	+3.465	:13.296
5	1:09.785	+0.114	:23.081
6	1:10.017	+0.346	:33.098
7	1:09.871	+0.200	:42.969
8	1:10.636	+0.965	:53.605
9	1:09.862	+0.191	:03.467
10	1:09.671		:13.138
(42) David Cousins			
1	1:17.283	+6.711	:35.477
2	1:12.681	+2.109	:48.158
3	1:12.080	+1.508	:00.238
4	1:13.894	+3.322	:14.132
5	1:10.572		:24.704
6	1:10.655	+0.083	:35.359
7	1:10.855	+0.283	:46.214
8	1:11.556	+0.984	:57.770
9	1:10.742	+0.170	:08.512
10	1:11.100	+0.528	:19.612
(34) Damian Moran			
1	1:18.206	+6.596	:35.396
2	1:12.537	+0.926	:47.933
3	1:12.115	+0.504	:00.048
4	1:14.368	+2.757	:14.416
5	1:11.611		:26.027
6	1:11.953	+0.342	:37.980
7	1:12.174	+0.563	:50.154
8	1:11.879	+0.268	:02.033
9	1:12.251	+0.640	:14.284
10	1:11.640	+0.029	:25.924
(14) Francis Allen			
1	1:18.493	+7.008	:36.321
2	1:12.184	+0.699	:48.505
3	1:12.398	+0.913	:00.903
4	1:13.774	+2.289	:14.677
5	1:11.491	+0.006	:26.168
6	1:12.674	+1.189	:38.842
7	1:11.485		:50.327
8	1:12.103	+0.618	:02.430
9	1:11.824	+0.339	:14.254
10	1:12.293	+0.808	:26.547
(7) Gregory Raddcliffe			
1	1:19.285	+6.780	:35.066
2	1:12.952	+0.447	:48.018
3	1:13.953	+1.448	:01.971
4	1:13.221	+0.716	:15.192
5	1:12.795	+0.290	:27.987
6	1:13.145	+0.640	:41.132
7	1:12.676	+0.171	:53.808
8	1:12.633	+0.128	:06.441
9	1:12.505		:18.946
10	1:12.677	+0.172	:31.623
(41) Jim Kennedy			
1	1:17.847	+5.520	:34.565
2	1:12.327		:46.892
3	1:12.526	+0.199	:59.418
4	1:16.543	+4.216	:15.961
5	1:12.328	+0.001	:28.289
6	1:13.528	+1.201	:41.817
7	1:12.354	+0.027	:54.171
8	1:12.429	+0.102	:06.600
9	1:12.691	+0.364	:19.291
10	1:12.774	+0.447	:32.065
(50) Robert McAllister			

Lap	Lap Tm	Diff	me of Day
1	1:20.916	+8.882	:38.336
2	1:14.123	+2.089	:52.459
3	1:13.315	+1.281	:05.774
4	1:13.273	+1.239	:19.047
5	1:13.059	+1.025	:32.106
6	1:12.493	+0.459	:44.599
7	1:12.580	+0.546	:57.179
8	1:12.110	+0.076	:09.289
9	1:12.252	+0.218	:21.541
10	1:12.034		:33.575
(9) Andy Penman			
1	1:25.223	+9.282	:41.535
2	1:16.529	+0.588	:58.064
3	1:17.672	+1.731	:15.736
4	1:17.470	+1.529	:33.206
5	1:16.935	+0.994	:50.141
6	1:16.659	+0.718	:06.800
7	1:16.771	+0.830	:23.571
8	1:16.550	+0.609	:40.121
9	1:15.941		:56.062
10	1:16.304	+0.363	:12.366
(311) Stuart Annesley			
1	1:21.964	+8.366	:38.909
2	1:13.598		:52.507

Lap	Lap Tm	Diff	me of Day
-----	--------	------	-----------

Results provisional until the conclusion of judicial and technical matters

Orbits

Timekeeper: D.Bradfield

Clerk of Course: Chris Edwards

www.mylaps.com

Live timing available at timing.rhwright.

Licensed to: R.H.Wright Timing

Printed: 23/06/2024 17:15:42



500MRCI Kirkistown Summer Race Meeting

Sorted on Laps

Mazda MX5

Kirkistown 500 MRCI 1.512 miles

Race 2 (R14)

22/06/2024 17:10

Race (10:00 and 1 Laps) started at 17:05:15

Pos	No.	Name	Make	Laps	Total Tm	Best Tm	Best Speed	In Lap	Avg. Speed
1	55	Craig Ewing	1.8 Mazda MX5	10	11:57.358	1:09.671	78.125	10	75.876
2	42	David Cousins	1.8 Mazda MX5	10	12:03.832	1:10.572	77.127	5	75.197
3	34	Damian Moran	1.8 Mazda MX5	10	12:10.144	1:11.611	76.008	5	74.547
4	14	Francis Allen	1.8 Mazda MX5	10	12:10.767	1:11.485	76.142	7	74.484
5	7	Gregory Radcliffe	1.8 Mazda MX5	10	12:15.843	1:12.505	75.071	9	73.970
6	41	Jim Kennedy	1.8 Mazda MX5	10	12:16.285	1:12.327	75.256	2	73.925
7	50	Robert McAllister	1.8 Mazda MX5	10	12:17.795	1:12.034	75.562	10	73.774
8	9	Andy Penman	1.8 Mazda MX5	10	12:56.586	1:15.941	71.674	9	70.089
Not classified									
DNF	311	Stuart Annesley	1.8 Mazda MX 5	2	2:36.727	1:13.598	73.956	2	69.459

Margin of Victory

Avg. Speed

Best Lap Tm

Best Speed

Best Lap by

6.474

75.876

1:09.671

78.125

55 - Craig Ewing

Results provisional until the conclusion of judicial and technical matters

Orbits

Timekeeper: D.Bradfield

Clerk of Course: Chris Edwards

Live timing available at timing.rhwright.co.uk

www.mylaps.com

Licensed to: R.H.Wright Timing

Printed: 22/06/2024 17:24:14



R.H. Wright
Timing



500MRCI Kirkistown Summer Race Meeting

Mazda MX5

Kirkistown 500 MRCI 1.512 miles

Race 2 (R14)

22/06/2024 17:10

Race (10:00 and 1 Laps)

5	42	
	9	
4	14	55
	7	
3	50	34
	5	
2	41	311
	3	
1	9	7
	1	
		2

POLE POSITION



Results provisional until the conclusion of judicial and technical matters

Orbits

Timekeeper: D.Bradfield

Clerk of Course: Chris Edwards

Live timing available at timing.rhwright.co.uk

www.mylaps.com

Printed: 22/06/2024 14:54:59

Licensed to: R.H.Wright Timing



**R.H.
Wright**



500MRCI Kirkistown Summer Race Meeting

Roadsports/Libre Saloons

Kirkistown 500 MRCI 1.512 miles

Qualifying (Q3)

22/06/2024 09:25

Qualifying started at 9:40:09

Lap	Lap Tm	Diff	me of Day
(120) Mike Ward			
1	1:03.876	+3.397	1:19.386
2	1:02.121	+1.642	1:21.507
3	1:02.203	+1.724	1:23.710
4	1:03.366	+2.887	1:27.076
5	1:03.575	+3.096	1:30.651
6	1:02.368	+1.889	1:33.019
7	1:01.943	+1.464	1:34.962
8	1:00.866	+0.387	1:35.828
9	1:00.479		1:36.307
(633) Peter Baxter			
1	1:08.543	+7.032	1:30.623
2	1:03.592	+2.081	1:34.215
3	1:02.089	+0.578	1:36.304
4	1:01.511		1:37.815
5	1:02.279	+0.768	1:40.094
6	1:02.365	+0.854	1:42.459
(56) John Benson			
1	1:05.637	+3.713	1:20.150
2	1:03.966	+2.042	1:24.116
3	1:02.742	+0.818	1:26.858
4	1:02.552	+0.628	1:29.410
5	1:04.060	+2.136	1:33.470
6	1:02.825	+0.901	1:36.295
7	1:01.924		1:38.219
8	1:02.162	+0.238	1:40.381
9	1:02.945	+1.021	1:43.326
(144) Gavin Kilkey			
1	1:09.964	+5.937	1:49.450
2	1:04.476	+0.449	1:53.926
3	1:04.587	+0.560	1:58.513
4	1:04.027		1:02.540
5	1:10.124	+6.097	1:12.664
(54) Stephen Morris			
1	1:08.521	+3.774	1:21.756
2	1:05.007	+0.260	1:26.763
3	1:04.747		1:31.510
4	1:06.777	+2.030	1:38.287
5	1:06.375	+1.628	1:44.662
6	1:06.627	+1.880	1:51.289
7	1:05.493	+0.746	1:56.782
8	1:05.396	+0.649	1:02.178
(1) Stephen Conn			
1	1:19.868	+9.986	1:20.514
2	1:09.862		1:31.396
(55) John Cardoo			
1	1:09.985		1:38.906
2	1:10.115	+0.130	1:49.021
3	1:13.034	+3.049	1:02.055
4	1:15.967	+5.982	1:18.022
5	1:17.513	+7.528	1:35.535
6	1:15.454	+5.469	1:50.989
(57) Letisha Conn			
1	1:11.439	+1.427	1:20.167
2	1:10.509	+0.497	1:31.676
3	1:11.659	+1.647	1:45.335
4	1:10.730	+0.718	1:56.065
5	1:12.494	+2.482	1:68.559
6	1:10.410	+0.398	1:58.969
7	1:10.012		1:08.981
8	1:13.366	+3.354	1:22.347
(65) Bobby Conn			
1	1:13.772	+2.688	1:20.621
2	1:11.461	+0.377	1:34.082
3	1:12.930	+1.846	1:47.012

Lap	Lap Tm	Diff	me of Day
4	1:13.152	+2.068	1:54.164
5	1:13.715	+2.631	1:65.879
6	1:18.133	+7.049	1:12.012
7	1:11.084		1:23.096
(5) Pete Murray			
1	1:16.990	+2.960	1:58.127
2	1:14.444	+0.414	1:12.571
3	1:14.030		1:26.601

Lap	Lap Tm	Diff	me of Day
-----	--------	------	-----------

Results provisional until the conclusion of judicial and technical matters

Orbits

Timekeeper: D.Bradfield

Clerk of Course: Chris Edwards

Live timing available at timing.rhwright.com

www.mylaps.com

Licensed to: R.H.Wright Timing

Printed: 23/06/2024 17:16:00



500MRCI Kirkistown Summer Race Meeting

Sorted on best lap time

Roadsports/Libre Saloons

Kirkistown 500 MRCI 1.512 miles

Qualifying (Q3)

22/06/2024 09:25

Qualifying started at 9:40:09

Pos	No.	Name	Make	Best Tm	Diff	In Lap	Best Speed	2nd Best	In Lap
1	120	Mike Ward	1.3 Radical PR06	1:00.479		9	89.999	1:00.866	8
2	633	Peter Baxter	2.0t SEAT Supercopa	1:01.511	1.032	4	88.489	1:02.089	3
3	56	John Benson	2.0 Crossle 37S	1:01.924	1.445	7	87.898	1:02.162	8
4	144	Gavin Kilkey	2.0t SEAT Supercopa	1:04.027	3.548	4	85.011	1:04.476	2
5	54	Stephen Morris	2.0 Crossle 42S	1:04.747	4.268	3	84.066	1:05.007	2
6	1	Stephen Conn	2.0 Wildcat	1:09.882	9.403	2	77.889	1:19.868	1
7	55	John Cardoo	2.0 Wildcat	1:09.985	9.506	1	77.774	1:10.115	2
8	57	Letisha Conn	1.6 Wildcat	1:10.012	9.533	7	77.744	1:10.410	6
9	65	Bobby Conn	1.6 Wildcat	1:11.084	10.605	7	76.572	1:11.461	2
10	5	Pete Murray	3.0 BMW 330i	1:14.030	13.551	3	73.525	1:14.444	2
11	31	Arnie Black	2.0 Crossle 37S			0	-		0

Results provisional until the conclusion of judicial and technical matters

Orbits

Timekeeper: D.Bradfield

Clerk of Course: Chris Edwards

Live timing available at timing.rhwright.co.uk

www.mylaps.com

Licensed to: R.H.Wright Timing

Printed: 22/06/2024 09:52:29



**R.H.
Wright**



500MRCI Kirkistown Summer Race Meeting

Roadsports/Libre Saloons

Kirkistown 500 MRCI 1.512 miles

Race 1 (R4)

22/06/2024 12:20

Race (12:00 and 1 Laps) started at 12:31:57

Lap	Lap Tm	Diff	me of Day
(120) Mike Ward			
1	1:04.938	+3.145	1:02.588
2	1:01.793		1:04.381
3	1:03.167	+1.374	1:07.548
4	1:02.865	+1.072	1:10.413
5	1:02.463	+0.670	1:12.876
6	1:02.304	+0.511	1:15.180
7	1:01.870	+0.077	1:17.050
8	1:03.067	+1.274	1:20.117
9	1:03.434	+1.641	1:23.551
10	1:03.517	+1.724	1:27.068
11	1:01.830	+0.037	1:28.898
12	1:02.560	+0.767	1:31.458
13	1:02.469	+0.676	1:33.927

Lap	Lap Tm	Diff	me of Day
(56) John Benson			
1	1:06.288	+3.946	1:04.335
2	1:02.342		1:06.677
3	1:02.640	+0.298	1:09.317
4	1:02.723	+0.381	1:12.040
5	1:02.464	+0.122	1:14.504
6	1:02.672	+0.330	1:17.176
7	1:02.811	+0.469	1:19.987
8	1:02.691	+0.349	1:22.678
9	1:03.661	+1.319	1:26.339
10	1:03.489	+1.147	1:29.828
11	1:03.672	+1.330	1:33.500
12	1:03.565	+1.223	1:37.065
13	1:03.131	+0.789	1:40.196

Lap	Lap Tm	Diff	me of Day
(54) Stephen Morris			
1	1:07.580	+2.723	1:06.279
2	1:05.221	+0.364	1:11.500
3	1:04.858	+0.001	1:16.358
4	1:05.210	+0.353	1:21.568
5	1:05.632	+0.775	1:27.200
6	1:05.629	+0.772	1:32.829
7	1:05.131	+0.274	1:37.960
8	1:05.060	+0.203	1:43.020
9	1:04.857		1:47.877
10	1:05.385	+0.528	1:53.262
11	1:05.214	+0.357	1:58.476
12	1:07.170	+2.313	1:05.646
13	1:05.298	+0.441	1:10.944

Lap	Lap Tm	Diff	me of Day
(144) Gavin Kilkey			
1	1:09.020	+4.477	1:07.170
2	1:05.489	+0.946	1:12.659
3	1:04.543		1:17.202
4	1:05.365	+0.822	1:22.567
5	1:05.285	+0.742	1:27.852
6	1:05.432	+0.889	1:33.284
7	1:05.283	+0.740	1:38.567
8	1:05.410	+0.867	1:43.977
9	1:04.817	+0.274	1:48.794
10	1:07.812	+3.269	1:56.606
11	1:05.151	+0.608	1:01.757
12	1:05.914	+1.371	1:07.671
13	1:06.573	+2.030	1:14.244

Lap	Lap Tm	Diff	me of Day
(57) Letisha Conn			
1	1:15.807	+6.376	1:15.015
2	1:10.263	+0.832	1:25.278
3	1:11.508	+2.077	1:36.786
4	1:10.177	+0.746	1:46.963
5	1:10.000	+0.569	1:56.963
6	1:10.068	+0.637	1:07.031
7	1:10.266	+0.835	1:17.297
8	1:12.643	+3.212	1:29.940
9	1:10.011	+0.580	1:39.951
10	1:09.431		1:49.382
11	1:09.534	+0.103	1:58.916
12	1:10.079	+0.648	1:08.995

Lap	Lap Tm	Diff	me of Day
(55) John Cardoo			
1	1:11.972	+2.791	1:10.996
2	1:11.340	+2.159	1:22.336
3	1:20.036	+10.855	1:42.372
4	1:10.153	+0.972	1:52.525
5	1:10.121	+0.940	1:02.646
6	1:09.789	+0.608	1:12.435
7	1:10.025	+0.844	1:22.460
8	1:10.240	+1.059	1:32.700
9	1:09.181		1:41.881
10	1:09.609	+0.428	1:51.490
11	1:09.751	+0.570	1:01.241
12	1:09.255	+0.074	1:10.496

Lap	Lap Tm	Diff	me of Day
(1) Stephen Conn			
1	1:11.909	+2.100	1:10.707
2	1:10.323	+0.514	1:21.030
3	1:17.243	+7.434	1:38.273
4	1:11.997	+2.188	1:50.270
5	1:12.950	+3.141	1:03.220
6	1:09.919	+0.110	1:13.139
7	1:09.809		1:22.948
8	1:10.302	+0.493	1:33.250
9	1:09.977	+0.168	1:43.227
10	1:13.829	+4.020	1:57.056
11	1:18.343	+8.534	1:15.399
12	1:22.646	+12.837	1:38.045

Lap	Lap Tm	Diff	me of Day
(65) Bobby Conn			
1	1:16.132	+5.539	1:15.607
2	1:11.875	+1.282	1:27.482
3	1:14.271	+3.678	1:41.753
4	1:12.260	+1.667	1:54.013
5	1:10.593		1:04.606
6	1:12.879	+2.286	1:17.485
7	1:16.508	+5.915	1:33.993
8	1:12.206	+1.613	1:46.199
9	1:12.833	+2.240	1:59.032
10	1:14.526	+3.933	1:13.558
11	1:15.015	+4.422	1:28.573
12	1:13.472	+2.879	1:42.045

Lap	Lap Tm	Diff	me of Day
(5) Pete Murray			
1	1:17.565	+1.645	1:17.810
2	1:16.090	+0.170	1:33.900
3	1:18.680	+2.760	1:52.580
4	1:18.232	+2.312	1:10.812
5	1:24.429	+8.509	1:35.241
6	1:19.261	+3.341	1:54.502
7	1:15.920		1:10.422
8	1:20.003	+4.083	1:30.425
9	1:22.096	+6.176	1:52.521
10	1:19.084	+3.164	1:11.605
11	1:17.929	+2.009	1:29.534

Results provisional until the conclusion of judicial and technical matters

Orbits

Timekeeper: D.Bradfield

Clerk of Course: Chris Edwards

Live timing available at timing.rhwright.com

www.mylaps.com

Printed: 23/06/2024 17:16:18

Licensed to: R.H.Wright Timing



500MRCI Kirkistown Summer Race Meeting

Sorted on Laps

Roadsports/Libre Saloons

Kirkistown 500 MRCI 1.512 miles

Race 1 (R4)

22/06/2024 12:20

Race (12:00 and 1 Laps) started at 12:31:57

Pos	No.	Name	Make	Laps	Total Tm	Best Tm	Best Speed	In Lap	Avg. Speed
GT									
1	57	Letisha Conn	1.6 Wildcat	12	14:11.345	1:09.431	78.395	10	76.721
2	55	John Cardoo	2.0 Wildcat	12	14:12.846	1:09.181	78.678	9	76.586
3	1	Stephen Conn	2.0 Wildcat	12	14:40.395	1:09.809	77.970	7	74.190
4	65	Bobby Conn	1.6 Wildcat	12	14:44.395	1:10.593	77.104	5	73.854
Libre Saloons									
1	144	Gavin Kilkey	2.0t SEAT Supercopa	13	14:16.594	1:04.543	84.332	3	82.605
2	5	Pete Murray	3.0 BMW 330i	11	14:31.884	1:15.920	71.694	7	68.671
Not classified									
DNF	633	Peter Baxter	2.0t SEAT Supercopa				-	0	-
Roadsports C									
1	120	Mike Ward	1.3 Radical PR06	13	13:36.277	1:01.793	88.085	2	86.685
2	56	John Benson	2.0 Crossle 37S	13	13:42.546	1:02.342	87.309	2	86.025
3	54	Stephen Morris	2.0 Crossle 42S	13	14:13.294	1:04.857	83.923	9	82.925
Not classified									
DNF	31	Arnie Black	2.0 Crossle 37S				-	0	-

Margin of Victory	Avg. Speed	Best Lap Tm	Best Speed	Best Lap by
6.269	86.685	1:01.793	88.085	120 - Mike Ward

Results provisional until the conclusion of judicial and technical matters

Orbits

Timekeeper: D.Bradfield

Clerk of Course: Chris Edwards

Live timing available at timing.rhwright.co.uk

www.mylaps.com

Licensed to: R.H.Wright Timing

Printed: 22/06/2024 12:47:19



500MRCI Kirkistown Summer Race Meeting

Roadsports/Libre Saloons

Kirkistown 500 MRCI 1.512 miles

Race 1 (R4)

22/06/2024 12:20

Race (12:00 and 1 Laps)

6	31
	11
5	65
	9
4	55
	7
3	54
	5
2	56
	3
1	120
	1

5
10
57
8
1
6
144
4
633
2

POLE POSITION



Results provisional until the conclusion of judicial and technical matters

Orbits

Timekeeper: D.Bradfield

Clerk of Course: Chris Edwards

Live timing available at timing.rhwright.co.uk

www.mylaps.com

Licensed to: R.H.Wright Timing

Printed: 22/06/2024 09:51:38



**R.H.
Wright**



500MRCI Kirkistown Summer Race Meeting

Roadsports/Libre Saloons

Kirkistown 500 MRCI 1.512 miles

Race 2 (R11)

22/06/2024 15:40

Race (10:00 and 1 Laps) started at 15:46:44

Lap	Lap Tm	Diff	me of Day
-----	--------	------	-----------

(120) Mike Ward

1	1:04.915	+3.907	1:04.915
2	1:02.138	+1.130	1:05.053
3	1:02.357	+1.349	1:05.410
4	1:02.778	+1.770	1:06.188
5	1:01.008		1:07.196
6	1:01.314	+0.306	1:07.510
7	1:01.330	+0.322	1:07.840
8	1:02.215	+1.207	1:09.055
9	1:04.611	+3.603	1:12.666
10	1:01.686	+0.678	1:13.352
11	1:01.632	+0.624	1:13.984

(56) John Benson

1	1:05.612	+3.327	1:05.612
2	1:03.100	+0.815	1:06.427
3	1:02.285		1:07.712
4	1:03.174	+0.889	1:08.601
5	1:02.293	+0.008	1:08.609
6	1:02.593	+0.308	1:09.202
7	1:02.678	+0.393	1:09.595
8	1:03.555	+1.270	1:10.865
9	1:03.437	+1.152	1:12.012
10	1:02.535	+0.250	1:12.267
11	1:02.569	+0.284	1:12.556

(54) Stephen Morris

1	1:07.597	+2.591	1:07.597
2	1:05.524	+0.518	1:08.115
3	1:05.039	+0.033	1:08.148
4	1:06.223	+1.217	1:09.365
5	1:06.098	+1.092	1:10.453
6	1:05.969	+0.963	1:11.416
7	1:05.006		1:12.422
8	1:05.141	+0.135	1:12.557
9	1:05.875	+0.869	1:13.426
10	1:05.165	+0.159	1:13.585
11	1:06.198	+1.192	1:14.777

(144) Gavin Kilkey

1	1:09.937	+5.061	1:09.937
2	1:05.490	+0.614	1:10.627
3	1:04.876		1:11.503
4	1:04.928	+0.052	1:11.555
5	1:06.635	+1.759	1:13.314
6	1:05.635	+0.759	1:14.073
7	1:05.128	+0.252	1:14.325
8	1:05.054	+0.178	1:14.503
9	1:06.050	+1.174	1:15.677
10	1:05.337	+0.461	1:16.114
11	1:06.836	+1.960	1:18.080

(55) John Cardoo

1	1:12.430	+2.603	1:12.430
2	1:09.964	+0.137	1:12.567
3	1:10.275	+0.448	1:13.015
4	1:09.827		1:13.842
5	1:09.866	+0.039	1:13.921
6	1:10.064	+0.237	1:14.158
7	1:10.078	+0.251	1:14.409
8	1:11.200	+1.373	1:15.782
9	1:10.379	+0.552	1:16.334
10	1:09.889	+0.032	1:16.366

(57) Letisha Conn

1	1:14.272	+4.752	1:14.272
2	1:11.159	+1.639	1:15.911
3	1:10.368	+0.848	1:16.759
4	1:09.520		1:17.279
5	1:10.381	+0.861	1:18.140
6	1:09.953	+0.433	1:18.573
7	1:10.330	+0.810	1:19.383
8	1:11.961	+2.441	1:21.844

Lap	Lap Tm	Diff	me of Day
-----	--------	------	-----------

(65) Bobby Conn

9	1:10.132	+0.612	1:10.132
10	1:10.000	+0.480	1:10.612
1	1:13.212	+1.635	1:12.247
2	1:14.039	+2.462	1:14.716
3	1:11.577		1:16.293
4	1:12.899	+1.322	1:17.622
5	1:13.157	+1.580	1:19.202
6	1:12.845	+1.268	1:20.467
7	1:11.669	+0.092	1:21.566
8	1:14.330	+2.753	1:24.319
9	1:13.143	+1.566	1:25.885
10	1:14.245	+2.668	1:28.553

(5) Pete Murray

1	1:19.617	+0.552	1:19.617
2	1:34.875	+15.810	1:35.424
3	1:22.875	+3.810	1:39.239
4	1:21.388	+2.323	1:40.627
5	1:19.065		1:41.822
6	1:22.647	+3.582	1:45.409
7	1:19.597	+0.532	1:45.941
8	1:20.721	+1.656	1:47.597
9	1:19.239	+0.174	1:47.771

(31) Arnie Black

1	1:05.727	+4.805	1:05.727
2	1:02.584	+1.662	1:07.391
3	1:01.843	+0.921	1:08.312
4	1:00.922		1:09.234
5	1:01.013	+0.091	1:09.325
6	1:01.236	+0.314	1:09.641

Lap	Lap Tm	Diff	me of Day
-----	--------	------	-----------

Results provisional until the conclusion of judicial and technical matters Orbits



500MRCI Kirkistown Summer Race Meeting

Sorted on Laps

Roadsports/Libre Saloons

Kirkistown 500 MRCI 1.512 miles

Race 2 (R11)

22/06/2024 15:40

Race (10:00 and 1 Laps) started at 15:46:44

Pos	No.	Name	Make	Laps	Total Tm	Best Tm	Best Speed	In Lap	Avg. Speed
GT									
1	55	John Cardoo	2.0 Wildcat	10	11:44.941	1:09.827	77.950	4	77.212
2	57	Letisha Conn	1.6 Wildcat	10	11:49.383	1:09.520	78.294	4	76.729
3	65	Bobby Conn	1.6 Wildcat	10	12:12.677	1:11.577	76.044	3	74.289
Not classified									
DNS	1	Stephen Conn	2.0 Wildcat				-	0	-
Libre Saloons									
1	144	Gavin Kilkey	2.0t SEAT Supercopa	11	12:06.463	1:04.876	83.899	3	82.417
2	5	Pete Murray	3.0 BMW 330i	9	12:22.087	1:19.065	68.842	5	66.013
Not classified									
DNS	633	Peter Baxter	2.0t SEAT Supercopa				-	0	-
Roadsports C									
1	120	Mike Ward	1.3 Radical PR06	11	11:25.984	1:01.008	89.218	5	87.281
2	56	John Benson	2.0 Crossle 37S	11	11:34.245	1:02.285	87.389	3	86.242
3	54	Stephen Morris	2.0 Crossle 42S	11	12:04.762	1:05.006	83.731	7	82.611
Not classified									
DNF	31	Arnie Black	2.0 Crossle 37S	6	6:16.173	1:00.922	89.344	4	86.817

Margin of Victory	Avg. Speed	Best Lap Tm	Best Speed	Best Lap by
8.261	87.281	1:01.008	89.218	120 - Mike Ward

Results provisional until the conclusion of judicial and technical matters

Orbits

Timekeeper: D.Bradfield

Clerk of Course: Chris Edwards

Live timing available at timing.rhwright.co.uk

www.mylaps.com

Licensed to: R.H.Wright Timing

Printed: 22/06/2024 15:59:23



R.H. Wright
Timing



500MRCI Kirkistown Summer Race Meeting

Roadsports/Libre Saloons

Kirkistown 500 MRCI 1.512 miles

Race 2 (R11)

22/06/2024 15:40

Race (12:00 and 1 Laps)

6	31	
	11	
5	5	1
	9	10
4	57	65
	7	8
3	54	55
	5	6
2	56	144
	3	4
1	120	633
	1	2

POLE POSITION



Results provisional until the conclusion of judicial and technical matters

Orbits

Timekeeper: D.Bradfield

Clerk of Course: Chris Edwards

Live timing available at timing.rhwright.co.uk

www.mylaps.com

Printed: 22/06/2024 09:52:09

Licensed to: R.H.Wright Timing



**R.H.
Wright**



500MRCI Kirkistown Summer Race Meeting

SEAT Leon

Kirkistown 500 MRCI 1.512 miles

Qualifying (Q2)

22/06/2024 09:05

Qualifying started at 9:23:13

Lap	Lap Tm	Diff	me of Day
-----	--------	------	-----------

(10) David Maguire (Jnr)

1	1:05.311	+4.677	16:01.199
2	1:01.686	+1.052	17:02.885
3	1:00.857	+0.223	18:03.742
4	1:01.299	+0.665	19:05.041
5	1:00.999	+0.365	10:06.040
6	1:00.970	+0.336	11:07.010
7	1:00.634		12:07.644
8	1:01.630	+0.996	13:09.274
9	1:01.081	+0.447	14:10.355

(28) Max Turley

1	1:05.832	+5.030	16:04.143
2	1:01.991	+1.189	17:06.134
3	1:01.211	+0.409	18:07.345
4	1:01.096	+0.294	19:08.441
5	1:03.085	+2.283	30:11.526
6	1:02.054	+1.252	11:13.580
7	1:00.802		12:14.382
8	1:01.071	+0.269	13:15.453
9	1:06.455	+5.653	14:21.908

(33) Brian Berry

1	1:06.113	+5.134	26:11.371
2	1:02.799	+1.820	17:14.170
3	1:02.289	+1.310	18:16.459
4	1:01.659	+0.680	19:18.118
5	1:01.380	+0.401	10:19.498
6	1:00.979		11:20.477
7	1:02.334	+1.355	32:22.811
8	1:15.211	+14.232	13:38.022

(11) Stephen Wright

1	1:04.113	+3.050	15:51.778
2	1:04.238	+3.175	16:56.016
3	1:02.086	+1.023	17:58.102
4	1:01.553	+0.490	18:59.655
5	1:01.461	+0.398	30:01.116
6	1:01.554	+0.491	11:02.670
7	1:01.063		12:03.733
8	1:01.465	+0.402	13:05.198
9	1:01.506	+0.443	14:06.704

(27) Paul O'Brien

1	1:04.543	+3.352	15:55.580
2	1:03.097	+1.906	16:58.657
3	1:01.711	+0.520	18:00.368
4	1:06.362	+5.171	19:06.730
5	1:01.504	+0.313	10:08.234
6	1:01.191		11:09.425
7	1:01.358	+0.167	12:10.783
8	1:07.788	+6.597	13:18.571

(142) Paul Parr

1	1:03.765	+2.494	15:41.553
2	1:01.929	+0.658	16:43.482
3	1:01.994	+0.723	17:45.476
4	1:01.271		18:46.747
5	1:01.353	+0.082	19:48.100
6	1:01.796	+0.525	10:49.896
7	1:01.890	+0.619	11:51.786
8	1:01.817	+0.546	12:53.603
9	1:01.417	+0.146	13:55.020

(777) Adrian McNally

1	1:05.496	+3.876	15:57.957
2	1:02.093	+0.473	17:00.050
3	1:01.700	+0.080	18:01.750
4	1:01.629	+0.009	19:03.379
p5	2:47.358	45.738	11:50.737
6	1:04.305	+2.685	12:55.042
7	1:01.620		13:56.662

Lap	Lap Tm	Diff	me of Day
-----	--------	------	-----------

(55) Eddie Peterson

1	1:03.405	+1.610	16:07.600
2	1:02.527	+0.732	17:10.127
3	1:02.325	+0.530	18:12.452
4	1:01.795		19:14.247
5	1:02.115	+0.320	10:16.362
6	1:02.090	+0.295	11:18.452
7	1:02.150	+0.355	12:20.602
8	1:01.906	+0.111	13:22.508

(6) David Maguire

1	1:05.664	+3.529	16:05.146
2	1:03.811	+1.676	17:08.957
3	1:03.982	+1.847	18:12.939
4	1:02.744	+0.609	19:15.683
5	1:02.276	+0.141	10:17.959
6	1:02.135		11:20.094
7	1:02.319	+0.184	12:22.413
8	1:02.663	+0.528	13:25.076

Lap	Lap Tm	Diff	me of Day
-----	--------	------	-----------

Results provisional until the conclusion of judicial and technical matters

Orbits

Timekeeper: D.Bradfield

Clerk of Course: Chris Edwards

Live timing available at timing.rhwright.com

www.mylaps.com

Licensed to: R.H.Wright Timing

Printed: 23/06/2024 17:16:53



500MRCI Kirkistown Summer Race Meeting

Sorted on best lap time

SEAT Leon

Kirkistown 500 MRCI 1.512 miles

Qualifying (Q2)

22/06/2024 09:05

Qualifying started at 9:23:13

Pos	No.	Name	Make	Best Tm	Diff	In Lap	Best Speed	2nd Best	In Lap
1	10	David Maguire (Jnr)	2.0 SEAT Supercopa	1:00.634		7	89.768	1:00.857	3
2	28	Max Turley	2.0 SEAT Supercopa	1:00.802	0.168	7	89.520	1:01.071	8
3	33	Brian Berry	2.0 SEAT Supercopa	1:00.979	0.345	6	89.261	1:01.380	5
4	11	Stephen Wright	2.0 SEAT Supercopa	1:01.063	0.429	7	89.138	1:01.461	5
5	27	Paul O'Brien	2.0 SEAT Supercopa	1:01.191	0.557	6	88.951	1:01.358	7
6	142	Paul Parr	2.0 SEAT Supercopa	1:01.271	0.637	4	88.835	1:01.353	5
7	777	Adrian McNally	2.0 SEAT Supercopa	1:01.620	0.986	7	88.332	1:01.629	4
8	55	Eddie Peterson	2.0 SEAT Supercopa	1:01.795	1.161	4	88.082	1:01.906	8
9	6	David Maguire	2.0 SEAT Supersopa	1:02.135	1.501	6	87.600	1:02.276	5

Results provisional until the conclusion of judicial and technical matters

Orbits

Timekeeper: D.Bradfield

Clerk of Course: Chris Edwards

Live timing available at timing.rhwright.co.uk

www.mylaps.com

Printed: 22/06/2024 09:34:35

Licensed to: R.H.Wright Timing



**R.H.
Wright**



500MRCI Kirkistown Summer Race Meeting

SEAT Leon

Kirkistown 500 MRCI 1.512 miles

Race 1 (R2)

22/06/2024 11:40

Race (12:00 and 1 Laps) started at 11:52:51

Lap	Lap Tm	Diff	me of Day
(11) Stephen Wright			
1	1:08.032	+6.581	4:02.236
2	1:02.520	+1.069	5:04.756
3	1:01.971	+0.520	6:06.727
4	1:01.917	+0.466	7:08.644
5	1:02.020	+0.569	8:10.664
6	1:01.799	+0.348	9:12.463
7	1:01.486	+0.035	1:13.949
8	1:01.759	+0.308	1:15.708
9	1:01.451		2:17.159
10	1:02.091	+0.640	3:19.250
11	1:01.615	+0.164	4:20.865
12	1:01.462	+0.011	5:22.327
13	1:02.243	+0.792	6:24.570

(142) Paul Parr			
1	1:07.661	+6.189	4:02.376
2	1:02.626	+1.134	5:05.002
3	1:02.035	+0.543	6:07.037
4	1:02.110	+0.618	7:09.147
5	1:01.839	+0.347	8:10.986
6	1:01.785	+0.293	9:12.771
7	1:01.666	+0.174	1:14.437
8	1:01.703	+0.211	1:16.140
9	1:01.492		2:17.632
10	1:01.947	+0.455	3:19.579
11	1:01.624	+0.132	4:21.203
12	1:02.424	+0.932	5:23.627
13	1:02.030	+0.538	6:25.657

(33) Brian Berry			
1	1:08.674	+6.970	4:03.299
2	1:02.477	+0.773	5:05.776
3	1:02.232	+0.528	6:08.008
4	1:02.153	+0.449	7:10.161
5	1:01.852	+0.148	8:12.013
6	1:01.888	+0.184	9:13.901
7	1:02.048	+0.344	1:15.949
8	1:01.704		1:17.653
9	1:02.424	+0.720	2:20.077
10	1:02.106	+0.402	3:22.183
11	1:02.619	+0.915	4:24.802
12	1:02.803	+1.099	5:27.605
13	1:02.868	+1.164	6:30.473

(10) David Maguire (Jnr)			
1	1:09.932	+8.188	4:03.460
2	1:02.859	+1.115	5:06.319
3	1:01.960	+0.216	6:08.279
4	1:02.295	+0.551	7:10.574
5	1:01.986	+0.242	8:12.560
6	1:02.145	+0.401	9:14.705
7	1:01.917	+0.173	1:16.622
8	1:01.744		1:18.366
9	1:02.063	+0.319	2:20.429
10	1:02.047	+0.303	3:22.476
11	1:02.567	+0.823	4:25.043
12	1:02.882	+1.138	5:27.925
13	1:03.070	+1.326	6:30.995

(27) Paul O'Brien			
1	1:09.096	+7.401	4:04.087
2	1:03.039	+1.344	5:07.126
3	1:02.318	+0.623	6:09.444
4	1:02.099	+0.404	7:11.543
5	1:02.020	+0.325	8:13.563
6	1:02.017	+0.322	9:15.580
7	1:02.271	+0.576	1:17.851
8	1:01.695		1:19.546
9	1:01.730	+0.035	2:21.276
10	1:02.159	+0.464	3:23.435
11	1:02.499	+0.804	4:25.934
12	1:02.700	+1.005	5:28.634

Lap	Lap Tm	Diff	me of Day
(777) Adrian McNally			
13	1:03.390	+1.695	6:32.024
1	1:09.116	+7.221	4:04.910
2	1:02.681	+0.786	5:07.591
3	1:02.245	+0.350	6:09.836
4	1:02.098	+0.203	7:11.934
5	1:02.049	+0.154	8:13.983
6	1:02.020	+0.125	9:16.003
7	1:02.119	+0.224	1:18.122
8	1:01.895		2:20.017
9	1:02.157	+0.262	3:22.174
10	1:02.086	+0.191	4:24.260
11	1:02.077	+0.182	5:26.337
12	1:02.584	+0.689	6:28.921
13	1:03.419	+1.524	7:32.340

(28) Max Turley			
1	1:12.420	+10.425	4:06.187
2	1:02.235	+0.240	5:08.422
3	1:02.149	+0.154	6:10.571
4	1:01.995		7:12.566
5	1:02.019	+0.024	8:14.585
6	1:02.691	+0.696	9:17.276
7	1:02.024	+0.029	1:19.300
8	1:02.234	+0.239	2:21.534
9	1:02.010	+0.015	3:23.544
10	1:02.055	+0.060	4:25.599
11	1:02.063	+0.068	5:27.662
12	1:02.115	+0.120	6:29.777
13	1:02.801	+0.806	7:32.578

(55) Eddie Peterson			
1	1:08.353	+6.745	4:03.711
2	1:02.921	+1.313	5:06.632
3	1:02.024	+0.416	6:08.656
4	1:02.161	+0.553	7:10.817
5	1:01.925	+0.317	8:12.742
6	1:02.107	+0.499	9:14.849
7	1:02.093	+0.485	1:16.942
8	1:01.608		1:18.550
9	1:02.165	+0.557	2:20.715
10	1:02.015	+0.407	3:22.730
11	1:02.528	+0.920	4:25.258
12	1:03.056	+1.448	5:28.314
13	1:02.985	+1.377	6:31.299

(6) David Maguire			
1	1:10.241	+8.545	4:50.920
2	1:02.799	+1.103	5:53.719
3	1:02.202	+0.506	6:55.921
4	1:02.461	+0.765	7:58.382
5	1:01.866	+0.170	9:00.248
6	1:01.833	+0.137	1:02.081
7	1:01.814	+0.118	1:03.895
8	1:01.696		1:05.591
9	1:01.772	+0.076	2:07.363
10	1:01.884	+0.188	3:09.247
11	1:02.360	+0.664	4:11.607
12	1:01.885	+0.189	5:13.492
13	1:02.483	+0.787	6:15.975

Results provisional until the conclusion of judicial and technical matters

Orbits

Timekeeper: D.Bradfield

Clerk of Course: Chris Edwards

Live timing available at timing.rhwright.com

www.mylaps.com

Printed: 23/06/2024 17:17:11

Licensed to: R.H.Wright Timing



500MRCI Kirkistown Summer Race Meeting

Sorted on Laps

SEAT Leon

Kirkistown 500 MRCI 1.512 miles

Race 1 (R2)

22/06/2024 11:40

Race (12:00 and 1 Laps) started at 11:52:51

Pos	No.	Name	Make	Laps	Total Tm	Best Tm	Best Speed	In Lap	Avg. Speed
1	11	Stephen Wright	2.0 SEAT Supercopa	13	13:32.990	1:01.451	88.575	9	87.036
2	142	Paul Parr	2.0 SEAT Supercopa	13	13:34.077	1:01.492	88.516	9	86.920
3	33	Brian Berry	2.0 SEAT Supercopa	13	13:38.893	1:01.704	88.212	8	86.408
4	10	David Maguire (Jnr)	2.0 SEAT Supercopa	13	13:39.415	1:01.744	88.155	8	86.353
5	27	Paul O'Brien	2.0 SEAT Supercopa	13	13:40.444	1:01.695	88.225	8	86.245
6	777	Adrian McNally	2.0 SEAT Supercopa	13	13:40.760	1:01.895	87.940	8	86.212
7	28	Max Turley	2.0 SEAT Supercopa	13	13:40.998	1:01.995	87.798	4	86.187
8	55	Eddie Peterson	2.0 SEAT Supercopa	13	13:59.719	1:01.608	88.349	8	84.265
9	6	David Maguire	2.0 SEAT Supersopa	13	14:24.395	1:01.696	88.223	8	81.860

Announcements

Penalty - Car 55 +15s - Exceeding Track Limits (Q12.21.2b)

Margin of Victory	Avg. Speed	Best Lap Tm	Best Speed	Best Lap by
1.087	87.036	1:01.451	88.575	11 - Stephen Wright

Results provisional until the conclusion of judicial and technical matters

Orbits

Timekeeper: D.Bradfield

Clerk of Course: Chris Edwards

Live timing available at timing.rhwright.co.uk

www.mylaps.com

Licensed to: R.H.Wright Timing

Printed: 22/06/2024 12:07:34



500MRCI Kirkistown Summer Race Meeting

SEAT Leon

Kirkistown 500 MRCI 1.512 miles

Race 1 (R2)

22/06/2024 11:40

Race (12:00 and 1 Laps)

No.	Start Pos	No.	Start Pos	No.	Start Pos
6	9				
10	1				
11	4				
27	5				
28	2				
33	3				
55	8				
142	6				
777	7				



**R.H.
Wright**



500MRCI Kirkistown Summer Race Meeting

SEAT Leon

Kirkistown 500 MRCI 1.512 miles

Race 2 (R10)

22/06/2024 15:10

Race (10:00 and 1 Laps) started at 15:27:30

Lap	Lap Tm	Diff	me of Day
(10) David Maguire (Jnr)			
1	1:06.587	+5.270	1:40.149
2	1:01.927	+0.610	1:42.076
3	1:01.317		1:43.393
4	1:01.333	+0.016	1:44.726
5	1:01.465	+0.148	1:46.191
6	1:01.423	+0.106	1:47.614
7	1:01.631	+0.314	1:49.245
8	1:01.577	+0.260	1:50.822
9	1:01.659	+0.342	1:52.481
10	1:01.411	+0.094	1:53.892
11	1:01.325	+0.008	1:55.217
(55) Eddie Peterson			
1	1:07.533	+6.010	1:40.001
2	1:01.523		1:41.524
3	1:01.671	+0.148	1:43.195
4	1:01.656	+0.133	1:44.851
5	1:02.123	+0.600	1:46.974
6	1:02.035	+0.512	1:49.009
7	1:01.775	+0.252	1:50.784
8	1:01.671	+0.148	1:52.455
9	1:01.748	+0.225	1:54.203
10	1:02.221	+0.698	1:56.424
11	1:02.042	+0.519	1:58.466
(142) Paul Parr			
1	1:08.232	+6.815	1:42.342
2	1:01.897	+0.480	1:44.239
3	1:02.085	+0.668	1:46.324
4	1:01.711	+0.294	1:48.035
5	1:01.707	+0.290	1:49.742
6	1:01.640	+0.223	1:51.382
7	1:01.417		1:52.799
8	1:01.424	+0.007	1:54.223
9	1:01.771	+0.354	1:55.994
10	1:02.104	+0.687	1:58.098
11	1:02.069	+0.652	1:00.167
(28) Max Turley			
1	1:09.109	+7.729	1:41.666
2	1:02.037	+0.657	1:43.703
3	1:01.848	+0.468	1:45.551
4	1:01.571	+0.191	1:47.122
5	1:01.573	+0.193	1:48.695
6	1:01.380		1:50.075
7	1:01.773	+0.393	1:51.848
8	1:01.543	+0.163	1:53.391
9	1:03.632	+2.252	1:57.023
10	1:01.942	+0.562	1:58.965
11	1:02.025	+0.645	1:00.990
(27) Paul O'Brien			
1	1:09.684	+8.049	1:42.731
2	1:02.288	+0.653	1:45.019
3	1:01.966	+0.331	1:46.985
4	1:02.210	+0.575	1:49.195
5	1:02.070	+0.435	1:51.265
6	1:01.954	+0.319	1:53.219
7	1:01.959	+0.324	1:55.178
8	1:01.635		1:56.813
9	1:02.313	+0.678	1:59.126
10	1:03.499	+1.864	1:02.625
11	1:03.161	+1.526	1:05.786
(777) Adrian McNally			
1	1:09.775	+7.645	1:43.161
2	1:02.420	+0.290	1:45.581
3	1:02.143	+0.013	1:47.724
4	1:02.130		1:49.854
5	1:02.321	+0.191	1:52.175
6	1:02.226	+0.096	1:54.401
7	1:02.540	+0.410	1:56.941

Lap	Lap Tm	Diff	me of Day
8	1:02.652	+0.522	1:59.593
9	1:02.653	+0.523	1:02.246
10	1:03.147	+1.017	1:05.393
11	1:02.982	+0.852	1:08.375
(6) David Maguire			
1	1:08.796	+6.685	1:43.313
2	1:02.792	+0.681	1:46.105
3	1:02.266	+0.155	1:48.371
4	1:02.111		1:50.482
5	1:02.198	+0.087	1:52.680
6	1:02.253	+0.142	1:54.933
7	1:02.791	+0.680	1:57.724
8	1:02.354	+0.243	1:00.078
9	1:02.202	+0.091	1:02.280
10	1:03.466	+1.355	1:05.746
11	1:02.723	+0.612	1:08.469
(33) Brian Berry			
1	1:10.113	+8.340	1:43.997
2	1:02.842	+1.069	1:46.839
3	1:02.196	+0.423	1:49.035
4	1:02.239	+0.466	1:51.274
5	1:02.104	+0.331	1:53.378
6	1:01.773		1:55.151
7	1:02.802	+1.029	1:57.953
8	1:02.505	+0.732	1:00.458
9	1:02.663	+0.890	1:03.121
10	1:03.035	+1.262	1:06.156
11	1:02.710	+0.937	1:08.866
(11) Stephen Wright			
1	1:10.418	+8.718	1:46.501
2	1:03.552	+1.852	1:50.053
3	1:02.083	+0.383	1:52.136
4	1:01.936	+0.236	1:54.072
5	1:01.700		1:55.772
6	1:01.911	+0.211	1:57.683
7	1:01.769	+0.069	1:59.452
8	1:02.178	+0.478	1:01.630
9	1:02.124	+0.424	1:03.754
10	1:05.406	+3.706	1:09.160
11	1:02.182	+0.482	1:11.342

Lap	Lap Tm	Diff	me of Day
-----	--------	------	-----------

Results provisional until the conclusion of judicial and technical matters

Orbits

Timekeeper: D.Bradfield

Clerk of Course: Chris Edwards

Live timing available at timing.rhwright.com

www.mylaps.com

Licensed to: R.H.Wright Timing

Printed: 23/06/2024 17:17:28



500MRCI Kirkistown Summer Race Meeting

Sorted on Laps

SEAT Leon

Kirkistown 500 MRCI 1.512 miles

Race 2 (R10)

22/06/2024 15:10

Race (10:00 and 1 Laps) started at 15:27:30

Pos	No.	Name	Make	Laps	Total Tm	Best Tm	Best Speed	In Lap	Avg. Speed
1	10	David Maguire (Jnr)	2.0 SEAT Supercopa	11	11:24.837	1:01.317	88.769	3	87.427
2	55	Eddie Peterson	2.0 SEAT Supercopa	11	11:28.086	1:01.523	88.471	2	87.014
3	142	Paul Parr	2.0 SEAT Supercopa	11	11:29.787	1:01.417	88.624	7	86.800
4	28	Max Turley	2.0 SEAT Supercopa	11	11:30.610	1:01.380	88.677	6	86.696
5	27	Paul O'Brien	2.0 SEAT Supercopa	11	11:35.406	1:01.635	88.311	8	86.098
6	777	Adrian McNally	2.0 SEAT Supercopa	11	11:37.995	1:02.130	87.607	4	85.779
7	6	David Maguire	2.0 SEAT Supersopa	11	11:38.089	1:02.111	87.634	4	85.767
8	33	Brian Berry	2.0 SEAT Supercopa	11	11:38.486	1:01.773	88.113	6	85.719
9	11	Stephen Wright	2.0 SEAT Supercopa	11	11:40.962	1:01.700	88.218	5	85.416

Margin of Victory

Avg. Speed

Best Lap Tm

Best Speed

Best Lap by

3.249

87.427

1:01.317

88.769

10 - David Maguire (Jnr)

Results provisional until the conclusion of judicial and technical matters

Orbits

Timekeeper: D.Bradfield

Clerk of Course: Chris Edwards

Live timing available at timing.rhwright.co.uk

www.mylaps.com

Licensed to: R.H.Wright Timing

Printed: 22/06/2024 15:42:30



500MRCI Kirkistown Summer Race Meeting

SEAT Leon


Kirkistown 500 MRCI 1.512 miles

Race 2 (R10)

22/06/2024 15:10

Race (10:00 and 1 Laps)

5	6	
	9	
4	28	10
	7	
3	27	142
	5	
2	11	33
	3	
1	55	777
	1	2
	POLE POSITION	



Results provisional until the conclusion of judicial and technical matters

Orbits

Timekeeper: D.Bradfield

Clerk of Course: Chris Edwards

Live timing available at timing.rhwright.co.uk

www.mylaps.com

Licensed to: R.H.Wright Timing

Printed: 22/06/2024 15:07:11



**R.H.
Wright**



500MRCI Kirkistown Summer Kart Meeting

Superkarts

Kirkistown 500 MRCI 1.512 miles

Qualifying (Q5)

22/06/2024 10:05

Qualifying started at 10:20:34

Lap	Lap Tm	Diff	me of Day
(43) Brian Jones			
1	58.472	+3.254	1:01.371
2	57.829	+2.611	1:59.200
3	55.218		1:54.418

Lap	Lap Tm	Diff	me of Day
(53) Alan Crossen			
1	58.833	+2.099	1:02.217
2	58.787	+2.053	1:01.004
3	56.734		1:57.738
4	56.888	+0.154	1:54.626
5	59.337	+2.603	1:53.963
6	57.165	+0.431	1:51.128

Lap	Lap Tm	Diff	me of Day
(3) Liam Fox			
1	1:03.763	+6.738	1:13.037
2	1:00.774	+3.749	1:13.811
3	58.251	+1.226	1:12.062
4	57.025		1:09.087

Lap	Lap Tm	Diff	me of Day
(40) Aaron Newell			
1	58.822	+1.541	1:04.821
2	57.535	+0.454	1:02.356
3	57.220	+0.139	1:59.576
4	59.526	+2.445	1:59.102
5	57.340	+0.259	1:56.442
6	57.445	+0.364	1:53.887
7	57.356	+0.275	1:51.243
8	57.081		1:48.324

Lap	Lap Tm	Diff	me of Day
(72) Richard Dewart			
1	59.510	+1.856	1:03.774
2	58.818	+1.164	1:02.592
3	57.654		1:00.246
4	57.661	+0.007	1:57.907
5	58.447	+0.793	1:56.354

Lap	Lap Tm	Diff	me of Day
(80) Ciaran Peden			
1	59.111	+0.096	1:06.440
2	1:00.133	+1.118	1:06.573
3	59.015		1:05.588
4	59.412	+0.397	1:05.000
5	59.193	+0.178	1:04.193

Lap	Lap Tm	Diff	me of Day
(27) Alan Witherow			
1	59.682		1:06.422
2	1:05.048	+5.366	1:11.470

Lap	Lap Tm	Diff	me of Day
(60) Jonathan Adams			
1	1:01.047	+1.226	1:00.461
2	1:01.398	+1.577	1:01.859
3	59.821		1:01.680
4	1:00.423	+0.602	1:02.103

Lap	Lap Tm	Diff	me of Day
(19) Philip Mills			
1	1:09.362	+5.662	1:39.181
2	1:07.611	+3.911	1:46.792
3	1:05.658	+1.958	1:52.450
4	1:04.076	+0.376	1:56.526
5	1:04.282	+0.582	1:00.808
6	1:04.785	+1.085	1:05.593
7	1:04.270	+0.570	1:09.863
8	1:03.700		1:13.563

Lap	Lap Tm	Diff	me of Day
(74) Jonathan Bell			
1	1:05.643	+1.757	1:31.945
2	1:05.036	+1.150	1:36.981
3	1:03.886		1:40.867
4	1:04.239	+0.353	1:45.106
5	1:03.988	+0.102	1:49.094

Lap	Lap Tm	Diff	me of Day
(17) Scott Greenaway			
1	1:08.788	+4.469	1:42.684
2	1:08.709	+4.390	1:51.393

Lap	Lap Tm	Diff	me of Day
3	1:05.064	+0.745	1:56.457
4	1:04.916	+0.597	1:01.373
5	1:04.412	+0.093	1:05.785
6	1:04.319		1:10.104
7	1:04.418	+0.099	1:14.522

Lap	Lap Tm	Diff	me of Day
(25) Noel Lindsay			
1	1:08.322	+3.324	1:41.368
2	1:06.764	+1.766	1:48.132
3	1:05.470	+0.472	1:53.602
4	1:06.097	+1.099	1:59.699
5	1:06.538	+1.540	1:06.237
6	1:04.998		1:11.235
7	1:05.895	+0.897	1:17.130

Lap	Lap Tm	Diff	me of Day
(86) Eoin Ryan			
1	1:22.236	+15.475	1:08.414
2	1:19.579	+12.818	1:27.993
3	1:17.709	+10.948	1:45.702
4	1:10.968	+4.207	1:56.670
5	1:09.962	+3.201	1:06.632
6	1:09.863	+3.102	1:16.495
7	1:06.761		1:23.256

Lap	Lap Tm	Diff	me of Day
-----	--------	------	-----------

Results provisional until the conclusion of judicial and technical matters

Orbits

Timekeeper: D.Bradfield

Clerk of Course: Chris Edwards

www.mylaps.com

Live timing available at timing.rhwright.

Licensed to: R.H.Wright Timing

Printed: 23/06/2024 17:07:21



500MRCI Kirkistown Summer Kart Meeting

Sorted on best lap time

Superkarts

Kirkistown 500 MRCI 1.512 miles

Qualifying (Q5)

22/06/2024 10:05

Qualifying started at 10:20:34

Pos	No.	Name	Make	Best Tm	Diff	In Lap	Best Speed	2nd Best	In Lap
1	43	Brian Jones	Anderson PVP	55.218		3	98.573	57.829	2
2	53	Alan Crossen	Anderson VM	56.734	1.516	3	95.939	56.888	4
3	3	Liam Fox	Anderson FPE	57.025	1.807	4	95.450	58.251	3
4	40	Aaron Newell	Anderson VM	57.081	1.863	8	95.356	57.220	3
5	72	Richard Dewart	Anderson VM	57.654	2.436	3	94.408	57.661	4
6	80	Ciaran Peden	Anderson PVP	59.015	3.797	3	92.231	59.111	1
7	27	Alan Witherow	Anderson PVP	59.682	4.464	1	91.200	1:05.048	2
8	60	Jonathan Adams	Anderson VM	59.821	4.603	3	90.988	1:00.423	4
9	19	Philip Mills	Anderson TM	1:03.700	8.482	8	85.448	1:04.076	4
10	74	Jonathan Bell	Anderson IAME	1:03.886	8.668	3	85.199	1:03.988	5
11	17	Scott Greenaway		1:04.319	9.101	6	84.625	1:04.412	5
12	25	Noel Lindsay	F1 TM	1:04.998	9.780	6	83.741	1:05.470	3
13	86	Eoin Ryan	Anderson TM	1:06.761	11.543	7	81.530	1:09.863	6
14	55	Ross Witherow	Anderson VM			0	-		0

Results provisional until the conclusion of judicial and technical matters

Orbits

Timekeeper: D.Bradfield

Clerk of Course: Chris Edwards

Live timing available at timing.rhwright.co.uk

www.mylaps.com

Licensed to: R.H.Wright Timing

Printed: 22/06/2024 10:32:19



**R.H.
Wright**



500MRCI Kirkistown Summer Kart Meeting

Superkarts

Kirkistown 500 MRCI 1.512 miles

Race 1 (R3)

22/06/2024 12:10

Race (8:00 and 1 Laps) started at 12:11:52

Lap	Lap Tm	Diff	me of Day
(53) Alan Crossen			
1	58.377	+2.719	:50.646
2	55.721	+0.063	:46.367
3	55.658		:42.025
4	56.008	+0.350	:38.033
5	56.027	+0.369	:34.060
6	56.711	+1.053	:30.771
7	56.093	+0.435	:26.864
8	56.308	+0.650	:23.172
9	56.614	+0.956	:19.786
10	56.258	+0.600	:16.044
(3) Liam Fox			
1	59.072	+2.815	:51.515
2	56.319	+0.062	:47.834
3	56.340	+0.083	:44.174
4	56.555	+0.298	:40.729
5	56.257		:36.986
6	56.317	+0.060	:33.303
7	56.303	+0.046	:29.606
8	56.694	+0.437	:26.300
9	57.258	+1.001	:23.558
10	56.717	+0.460	:20.275
(40) Aaron Newell			
1	59.497	+2.986	:52.052
2	59.698	+3.187	:51.750
3	59.240	+2.729	:50.990
4	57.181	+0.670	:48.171
5	56.614	+0.103	:44.785
6	56.511		:41.296
7	56.785	+0.274	:38.081
8	57.006	+0.495	:35.087
9	56.995	+0.484	:32.082
10	58.238	+1.727	:30.320
(80) Ciaran Peden			
1	1:00.634	+2.146	:53.453
2	59.174	+0.686	:52.627
3	58.787	+0.299	:51.414
4	58.488		:49.902
5	59.138	+0.650	:49.040
6	59.907	+1.419	:48.947
7	59.753	+1.265	:48.700
8	59.806	+1.318	:48.506
9	59.838	+1.350	:48.344
10	59.625	+1.137	:47.969
(74) Jonathan Bell			
1	1:05.670	+2.908	:00.177
2	1:02.926	+0.164	:03.103
3	1:04.509	+1.747	:07.612
4	1:02.977	+0.215	:10.589
5	1:04.362	+1.600	:14.951
6	1:03.546	+0.784	:18.497
7	1:02.968	+0.206	:21.465
8	1:02.762		:24.227
9	1:02.835	+0.073	:27.062
(19) Philip Mills			
1	1:05.026	+1.550	:59.266
2	1:03.476		:02.742
3	1:03.646	+0.170	:06.388
4	1:03.809	+0.333	:10.197
5	1:04.530	+1.054	:14.727
6	1:04.121	+0.645	:18.848
7	1:04.064	+0.588	:22.912
8	1:03.996	+0.520	:26.908
9	1:04.240	+0.764	:31.148
(86) Eoin Ryan			
1	1:06.076	+2.082	:00.630
2	1:04.040	+0.046	:04.670

Lap	Lap Tm	Diff	me of Day
3	1:03.994		:08.664
4	1:04.131	+0.137	:12.795
5	1:04.171	+0.177	:16.966
6	1:04.214	+0.220	:21.180
7	1:04.554	+0.560	:25.734
8	1:04.077	+0.083	:29.811
9	1:04.497	+0.503	:34.308
(25) Noel Lindsay			
1	1:07.433	+3.026	:17.450
2	1:04.980	+0.573	:22.430
3	1:05.891	+1.484	:28.321
4	1:04.896	+0.489	:33.217
5	1:05.114	+0.707	:38.331
6	1:04.891	+0.484	:43.222
7	1:04.791	+0.384	:48.013
8	1:04.791	+0.384	:52.804
9	1:04.407		:57.211
(60) Jonathan Adams			
1	1:02.820	+1.539	:55.853
2	1:01.281		:57.134
3	1:01.943	+0.662	:59.077
4	1:02.385	+1.104	:01.462
5	1:04.229	+2.948	:05.691
6	1:04.422	+3.141	:10.113
p7	3:04.046	:2.765	:14.159
8	1:19.368	+18.087	:33.527
(27) Alan Witherow			
1	59.452	+3.111	:52.527
2	56.536	+0.195	:49.063
3	56.375	+0.034	:45.438
4	56.404	+0.063	:41.842
5	56.666	+0.325	:38.508
6	56.859	+0.518	:35.367
7	56.448	+0.107	:31.815
8	56.342	+0.001	:28.157
9	56.341		:24.498
(43) Brian Jones			
1	57.510	+1.947	:49.788
2	55.816	+0.253	:45.604
3	55.832	+0.269	:41.436
4	56.213	+0.650	:37.649
5	55.741	+0.178	:33.390
6	55.563		:28.953
7	56.203	+0.640	:25.156
(17) Scott Greenaway			
1	1:05.192	+1.622	:59.682
2	1:03.570		:03.252
3	1:03.845	+0.275	:07.097
4	1:03.675	+0.105	:10.772
5	1:04.473	+0.903	:15.245
6	1:03.933	+0.363	:19.178
(72) Richard Dewart			
1	1:19.033	+13.213	:11.685
2	1:05.820		:17.505

Lap	Lap Tm	Diff	me of Day
-----	--------	------	-----------

Results provisional until the conclusion of judicial and technical matters Orbits

Timekeeper: D.Bradfield

Clerk of Course: Chris Edwards

Live timing available at timing.rhwright.com

www.mylaps.com

Licensed to: R.H.Wright Timing

Printed: 23/06/2024 17:08:14





500MRCI Kirkistown Summer Kart Meeting

Sorted on Laps

Superkarts

Kirkistown 500 MRCI 1.512 miles

Race 1 (R3)

22/06/2024 12:10

Race (8:00 and 1 Laps) started at 12:11:52

Pos	No.	Name	Make	Laps	Total Tm	Best Tm	Best Speed	In Lap	Avg. Speed
125 Superkart									
1	74	Jonathan Bell	Anderson IAME	9	9:34.793	1:02.762	86.725	8	85.226
2	19	Philip Mills	Anderson TM	9	9:38.879	1:03.476	85.749	2	84.624
3	86	Eoin Ryan	Anderson TM	9	9:42.039	1:03.994	85.055	3	84.165
4	25	Noel Lindsay	F1 TM	9	10:04.942	1:04.407	84.510	9	80.978
Not classified									
DNF	17	Scott Greenaway		6	6:26.909	1:03.570	85.622	2	84.408
250 Superkart									
1	53	Alan Crossen	Anderson VM	10	9:23.775	55.658	97.794	3	96.546
2	3	Liam Fox	Anderson FPE	10	9:28.006	56.257	96.753	5	95.827
3	40	Aaron Newell	Anderson VM	10	9:38.051	56.511	96.318	6	94.162
4	80	Ciaran Peden	Anderson PVP	10	9:55.700	58.488	93.062	4	91.372
5	60	Jonathan Adams	Anderson VM	8	10:41.258	1:01.281	88.821	2	67.904
Not classified									
DNF	27	Alan Witherow	Anderson PVP	9	8:32.229	56.341	96.609	9	95.635
DNF	43	Brian Jones	Anderson PVP	7	6:32.887	55.563	97.961	6	96.977
DNF	72	Richard Dewart	Anderson VM	2	2:25.236	1:05.820	82.696	2	74.954
DNF	55	Ross Witherow	Anderson VM				-	0	-

Margin of Victory	Avg. Speed	Best Lap Tm	Best Speed	Best Lap by
4.231	96.546	55.658	97.794	53 - Alan Crossen

Results provisional until the conclusion of judicial and technical matters

Orbits

Timekeeper: D.Bradfield

Clerk of Course: Chris Edwards

Live timing available at timing.rhwright.co.uk

www.mylaps.com

Licensed to: R.H.Wright Timing

Printed: 22/06/2024 12:23:16



500MRCI Kirkistown Summer Kart Meeting

Superkarts

Kirkistown 500 MRCI 1.512 miles


Race 1 (R3)

22/06/2024 12:10

Race (8:00 and 1 Laps)

7	86	55
	13	14
6	17	25
	11	12
5	19	74
	9	10
4	27	60
	7	8
3	72	80
	5	6
2	3	40
	3	4
1	43	53
	1	2

POLE POSITION



Results provisional until the conclusion of judicial and technical matters

Orbits

Timekeeper: D.Bradfield

Clerk of Course: Chris Edwards

Live timing available at timing.rhwright.co.uk

www.mylaps.com

Licensed to: R.H.Wright Timing

Printed: 22/06/2024 10:32:44



**R.H.
Wright**



500MRCI Kirkistown Summer Kart Meeting

Superkarts

Kirkistown 500 MRCI 1.512 miles

Race 2 (R7)

22/06/2024 13:50

Race (8:00 and 1 Laps) started at 14:18:04

Lap	Lap Tm	Diff	me of Day
(43) Brian Jones			
1	59.723	+4.055	1:04.840
2	56.968	+1.300	1:01.808
3	56.557	+0.889	1:58.365
4	55.816	+0.148	1:54.181
5	55.960	+0.292	1:50.141
6	55.927	+0.259	1:46.068
7	55.668		1:41.736
8	56.754	+1.086	1:38.490
9	55.900	+0.232	1:34.390
10	57.167	+1.499	1:31.557
(3) Liam Fox			
1	59.720	+3.548	1:04.502
2	57.008	+0.836	1:01.510
3	56.995	+0.823	1:58.505
4	56.391	+0.219	1:54.896
5	56.232	+0.060	1:51.128
6	56.172		1:47.300
7	56.352	+0.180	1:43.652
8	56.900	+0.728	1:40.552
9	56.497	+0.325	1:37.049
10	56.615	+0.443	1:33.664
(74) Jonathan Bell			
1	1:04.394	+1.617	1:10.863
2	1:03.365	+0.588	1:14.228
3	1:02.777		1:17.005
4	1:03.191	+0.414	1:20.196
5	1:03.657	+0.880	1:23.853
6	1:03.309	+0.532	1:27.162
7	1:03.389	+0.612	1:30.551
8	1:03.246	+0.469	1:33.797
9	1:03.075	+0.298	1:36.872
(19) Philip Mills			
1	1:07.152	+3.515	1:13.914
2	1:04.179	+0.542	1:18.093
3	1:04.567	+0.930	1:22.660
4	1:04.671	+1.034	1:27.331
5	1:04.934	+1.297	1:32.265
6	1:03.637		1:35.902
7	1:04.312	+0.675	1:40.214
8	1:03.893	+0.256	1:44.107
9	1:03.879	+0.242	1:47.986
(86) Eoin Ryan			
1	1:05.697	+1.744	1:12.480
2	1:04.995	+1.042	1:17.475
3	1:04.864	+0.911	1:22.339
4	1:04.751	+0.798	1:27.090
5	1:04.189	+0.236	1:31.279
6	1:04.759	+0.806	1:36.038
7	1:04.493	+0.540	1:40.531
8	1:04.630	+0.677	1:45.161
9	1:03.953		1:49.114
(17) Scott Greenaway			
1	1:07.379	+3.516	1:14.495
2	1:04.688	+0.825	1:19.183
3	1:04.418	+0.555	1:23.601
4	1:04.099	+0.236	1:27.700
5	1:04.288	+0.395	1:31.958
6	1:04.259	+0.396	1:36.217
7	1:04.703	+0.840	1:40.920
8	1:04.563	+0.700	1:45.483
9	1:03.863		1:49.346
(25) Noel Lindsay			
1	1:06.603	+1.946	1:13.415
2	1:05.590	+0.893	1:18.965
3	1:05.538	+0.881	1:24.503
4	1:04.657		1:29.160

Lap	Lap Tm	Diff	me of Day
5	1:05.896	+1.239	1:35.056
6	1:05.058	+0.401	1:40.114
7	1:05.003	+0.346	1:45.117
8	1:05.531	+0.874	1:50.648
9	1:05.157	+0.500	1:55.805
(53) Alan Crossen			
1	1:01.002	+4.780	1:05.833
2	56.464	+0.242	1:02.297
3	56.492	+0.270	1:58.789
4	56.493	+0.271	1:55.282
5	56.354	+0.132	1:51.636
6	56.222		1:47.858
(72) Richard Dewart			
1	1:01.744	+1.066	1:06.946
2	1:00.678		1:07.624
3	1:06.939	+6.261	1:14.563
4	1:11.489	+10.811	1:26.052
(80) Ciaran Peden			
1	1:01.327		1:06.119
(40) Aaron Newell			
1	1:01.300		1:06.291
(60) Jonathan Adams			
1	1:17.951		1:23.216

Lap	Lap Tm	Diff	me of Day
-----	--------	------	-----------

Results provisional until the conclusion of judicial and technical matters

Orbits

Timekeeper: D.Bradfield

Clerk of Course: Chris Edwards

www.mylaps.com

Live timing available at timing.rhwright.

Licensed to: R.H.Wright Timing

Printed: 23/06/2024 17:08:31



500MRCI Kirkistown Summer Kart Meeting

Sorted on Laps

Superkarts

Kirkistown 500 MRCI 1.512 miles

Race 2 (R7)

22/06/2024 13:50

Race (8:00 and 1 Laps) started at 14:18:04

Pos	No.	Name	Make	Laps	Total Tm	Best Tm	Best Speed	In Lap	Avg. Speed
125 Superkart									
1	74	Jonathan Bell	Anderson IAME	9	9:32.090	1:02.777	86.704	3	85.628
2	19	Philip Mills	Anderson TM	9	9:43.204	1:03.637	85.532	6	83.997
3	86	Eoin Ryan	Anderson TM	9	9:44.332	1:03.953	85.110	9	83.834
4	17	Scott Greenaway		9	9:44.564	1:03.863	85.230	9	83.801
5	25	Noel Lindsay	F1 TM	9	9:51.023	1:04.657	84.183	4	82.885
250 Superkart									
1	43	Brian Jones	Anderson PVP	10	9:26.775	55.668	97.776	7	96.035
2	3	Liam Fox	Anderson FPE	10	9:28.882	56.172	96.899	6	95.679
Not classified									
DNF	53	Alan Crossen	Anderson VM	6	5:43.076	56.222	96.813	6	95.192
DNF	72	Richard Dewart	Anderson VM	4	4:21.270	1:00.678	89.703	2	83.332
DNF	80	Ciaran Peden	Anderson PVP	1	1:01.337	1:01.327	88.754	1	88.740
DNF	40	Aaron Newell	Anderson VM	1	1:01.509	1:01.300	88.793	1	88.491
DNF	60	Jonathan Adams	Anderson VM	1	1:18.434	1:17.951	69.826	1	69.396
DNS	27	Alan Witherow	Anderson PVP				-	0	-
DNS	55	Ross Witherow	Anderson VM				-	0	-

Margin of Victory	Avg. Speed	Best Lap Tm	Best Speed	Best Lap by
2.107	96.035	55.668	97.776	43 - Brian Jones

Results provisional until the conclusion of judicial and technical matters

Orbits

Timekeeper: D.Bradfield

Clerk of Course: Chris Edwards

Live timing available at timing.rhwright.co.uk

www.mylaps.com

Licensed to: R.H.Wright Timing

Printed: 22/06/2024 14:29:38



500MRCI Kirkistown Summer Kart Meeting

Superkarts

Kirkistown 500 MRCI 1.512 miles


Race 2 (R7)

22/06/2024 13:50

Race (8:00 and 1 Laps)

7	72	55
	13	14
6	43	17
	11	12
5	60	27
	9	10
4	86	25
	7	8
3	74	19
	5	6
2	40	80
	3	4
1	53	3
	1	2

POLE POSITION



Results provisional until the conclusion of judicial and technical matters

Orbits

Timekeeper: D.Bradfield

Clerk of Course: Chris Edwards

Live timing available at timing.rhwright.co.uk

www.mylaps.com

Licensed to: R.H.Wright Timing

Printed: 22/06/2024 12:24:02



**R.H.
Wright**



500MRCI Kirkistown Summer Kart Meeting

Superkarts

Kirkistown 500 MRCI 1.512 miles

Race 3 (R15)

22/06/2024 17:40

Race (8:00 and 1 Laps) started at 17:26:03

Lap	Lap Tm	Diff	me of Day
(43) Brian Jones			
1	58.814	+2.521	1:02.068
2	56.293		1:58.361
3	56.675	+0.382	3:55.036
4	56.632	+0.339	5:51.668
5	56.854	+0.561	7:48.522
6	56.358	+0.065	9:44.880
7	56.414	+0.121	11:41.294
8	57.429	+1.136	13:38.723
9	56.974	+0.681	15:35.697
10	56.886	+0.593	17:32.583
(3) Liam Fox			
1	59.317	+2.951	1:02.589
2	56.755	+0.389	1:59.344
3	56.520	+0.154	2:55.864
4	56.587	+0.221	3:52.451
5	56.366		4:48.817
6	56.489	+0.123	5:45.306
7	56.400	+0.034	6:41.706
8	57.127	+0.761	7:38.833
9	57.924	+1.558	8:36.757
10	56.417	+0.051	9:33.174
(40) Aaron Newell			
1	1:00.219	+3.103	1:03.778
2	57.539	+0.423	2:01.317
3	57.692	+0.576	2:59.009
4	57.416		3:56.125
5	57.133	+0.017	4:53.258
6	57.286	+0.170	5:50.544
7	57.298	+0.182	6:47.842
8	57.459	+0.343	7:45.301
9	57.578	+0.462	8:42.879
10	58.346	+1.230	9:41.225
(72) Richard Dewart			
1	1:00.811	+3.126	1:04.577
2	58.811	+1.126	2:03.388
3	57.965	+0.280	3:01.353
4	57.685		3:59.038
5	58.654	+0.969	4:57.692
6	58.454	+0.769	5:56.146
7	57.772	+0.087	6:53.918
8	59.101	+1.416	7:53.019
9	58.846	+1.161	8:51.865
10	59.825	+2.140	9:51.690
(60) Jonathan Adams			
1	1:02.009	+1.378	1:06.034
2	1:00.631		2:06.665
3	1:00.845	+0.214	3:07.510
4	1:01.087	+0.456	4:08.597
5	1:01.934	+1.303	5:10.531
6	1:01.600	+0.969	6:12.131
7	1:03.661	+3.030	7:15.792
8	1:03.680	+3.049	8:19.472
9	1:03.581	+2.950	9:23.053
10	1:04.008	+3.377	10:27.061
(74) Jonathan Bell			
1	1:04.232	+1.150	1:09.329
2	1:04.238	+1.156	2:13.567
3	1:07.243	+4.161	3:20.810
4	1:03.770	+0.688	4:24.580
5	1:04.010	+0.928	5:28.590
6	1:03.082		6:31.672
7	1:03.136	+0.054	7:34.808
8	1:03.433	+0.351	8:38.241
9	1:03.225	+0.143	9:41.466
(86) Eoin Ryan			
1	1:05.597	+2.070	1:10.971

Lap	Lap Tm	Diff	me of Day
2	1:03.952	+0.425	1:14.923
3	1:05.104	+1.577	2:20.027
4	1:03.836	+0.309	3:23.863
5	1:03.664	+0.137	4:27.527
6	1:03.927	+0.400	5:31.454
7	1:03.592	+0.065	6:35.046
8	1:03.648	+0.121	7:38.694
9	1:03.527		8:42.221
(17) Scott Greenaway			
1	1:06.240	+2.704	1:11.807
2	1:03.701	+0.165	2:15.508
3	1:04.767	+1.231	3:20.275
4	1:04.290	+0.754	4:24.565
5	1:04.608	+1.072	5:29.173
6	1:03.722	+0.186	6:32.895
7	1:03.536		7:36.431
8	1:04.124	+0.588	8:40.555
9	1:03.904	+0.368	9:44.459
(19) Philip Mills			
1	1:05.416	+1.812	1:10.596
2	1:03.890	+0.286	2:14.486
3	1:05.341	+1.737	3:19.827
4	1:04.263	+0.659	4:24.090
5	1:04.915	+1.311	5:29.005
6	1:04.208	+0.604	6:33.213
7	1:04.055	+0.451	7:37.268
8	1:03.604		8:40.872
9	1:04.665	+1.061	9:45.537
(25) Noel Lindsay			
1	1:06.659	+1.923	1:12.380
2	1:04.736		2:17.116
3	1:05.676	+0.940	3:22.792
4	1:05.214	+0.478	4:28.006
5	1:05.033	+0.297	5:33.039
6	1:05.434	+0.698	6:38.473
7	1:06.388	+1.652	7:44.861
8	1:05.975	+1.239	8:50.836
9	1:06.083	+1.347	9:56.919
(53) Alan Crossen			
1	1:00.085	+3.310	1:03.520
2	57.046	+0.271	2:00.566
3	56.848	+0.073	2:57.414
4	56.775		3:54.189

Lap	Lap Tm	Diff	me of Day
-----	--------	------	-----------

Results provisional until the conclusion of judicial and technical matters

Orbits

Timekeeper: D.Bradfield

Clerk of Course: Chris Edwards

Live timing available at timing.rhwright.com

www.mylaps.com

Licensed to: R.H.Wright Timing

Printed: 23/06/2024 17:08:50



500MRCI Kirkistown Summer Kart Meeting

Sorted on Laps

Superkarts

Kirkistown 500 MRCI 1.512 miles

Race 3 (R15)

22/06/2024 17:40

Race (8:00 and 1 Laps) started at 17:26:03

Pos	No.	Name	Make	Laps	Total Tm	Best Tm	Best Speed	In Lap	Avg. Speed
125 Superkart									
1	74	Jonathan Bell	Anderson IAME	9	9:38.212	1:03.082	86.285	6	84.722
2	86	Eoin Ryan	Anderson TM	9	9:38.967	1:03.527	85.680	9	84.611
3	17	Scott Greenaway		9	9:41.205	1:03.536	85.668	7	84.286
4	19	Philip Mills	Anderson TM	9	9:42.283	1:03.604	85.577	8	84.130
5	25	Noel Lindsay	F1 TM	9	9:53.665	1:04.736	84.080	2	82.517
250 Superkart									
1	43	Brian Jones	Anderson PVP	10	9:29.329	56.293	96.691	2	95.604
2	3	Liam Fox	Anderson FPE	10	9:29.920	56.366	96.566	5	95.505
3	40	Aaron Newell	Anderson VM	10	9:37.971	57.116	95.298	4	94.175
4	72	Richard Dewart	Anderson VM	10	9:48.436	57.685	94.358	4	92.500
5	60	Jonathan Adams	Anderson VM	10	10:23.807	1:00.631	89.773	2	87.255
Not classified									
DNF	53	Alan Crossen	Anderson VM	4	3:50.935	56.775	95.870	4	94.278
DNS	80	Ciaran Peden	Anderson PVP				-	0	-
DNS	27	Alan Witherow	Anderson PVP				-	0	-
DNS	55	Ross Witherow	Anderson VM				-	0	-

Margin of Victory	Avg. Speed	Best Lap Tm	Best Speed	Best Lap by
0.591	95.604	56.293	96.691	43 - Brian Jones

Results provisional until the conclusion of judicial and technical matters

Orbits

Timekeeper: D.Bradfield

Clerk of Course: Chris Edwards

Live timing available at timing.rhwright.co.uk

www.mylaps.com

Licensed to: R.H.Wright Timing

Printed: 22/06/2024 17:37:12



500MRCI Kirkistown Summer Kart Meeting

Superkarts

Kirkistown 500 MRCI 1.512 miles


Race 3 (R15)

22/06/2024 17:40

Race (8:00 and 1 Laps)

9	25	17	17
8	86	15	16
7	74	13	19
6	11	12	
5	55	9	10
4	60	7	27
3	80	5	8
2	53	3	40
1	43	1	6
			72
			4
			3
			2

POLE POSITION



Results provisional until the conclusion of judicial and technical matters

Orbits

Timekeeper: D.Bradfield

Clerk of Course: Chris Edwards

Live timing available at timing.rhwright.co.uk

www.mylaps.com

Printed: 22/06/2024 16:02:40

Licensed to: R.H.Wright Timing