



**R.H.  
Wright**



**500MRCI Kirkistown Mid Summer Meeting**

**Ford Fiesta/Mini Cooper**

**Kirkistown 500 MRCI 1.512 miles**

**Qualifying (Q6)**

**27/07/2024 10:00**

**Qualifying started at 10:23:07**

Lap	Lap Tm	Diff	me of Day
<b>(28) Peter Bennett</b>			
1	1:12.473		1:51.363
2	1:13.290	+0.817	1:04.653
3	1:16.254	+3.781	1:20.907
4	1:13.712	+1.239	1:34.619
5	1:14.314	+1.841	1:48.933
<b>(96) Darren Gilmore</b>			
1	1:13.107		1:50.201
2	1:14.945	+1.838	1:05.146
3	1:13.485	+0.378	1:18.631
4	1:17.142	+4.035	1:35.773
5	1:13.294	+0.187	1:49.067
<b>(55) Mark Stewart</b>			
1	1:16.265	+2.442	1:44.133
2	1:13.823		1:57.956
3	1:20.704	+6.881	1:18.660
4	1:16.053	+2.230	1:34.713
5	1:14.088	+0.265	1:48.801
<b>(11) Paul Stewart</b>			
1	1:14.228	+0.237	1:42.314
2	1:15.006	+1.015	1:57.320
3	1:13.991		1:11.311
4	1:14.204	+0.213	1:25.515
5	1:14.177	+0.186	1:39.692
<b>(217) Aidan Mulready</b>			
1	1:17.891	+0.896	1:19.967
2	1:17.306	+0.313	1:37.273
3	1:17.267	+0.274	1:54.540
4	1:17.084	+0.091	1:11.624
5	1:17.213	+0.220	1:28.837
6	1:16.993		1:45.830
7	1:17.384	+0.391	1:03.214
<b>(76) Derek Graham</b>			
1	1:17.382	+0.373	1:16.999
2	1:17.232	+0.223	1:34.231
3	1:17.124	+0.115	1:51.355
4	1:17.009		1:08.364
5	1:18.978	+1.969	1:27.342
6	1:17.570	+0.561	1:44.912
<b>(620) Zoe Nicholson</b>			
1	1:19.728	+2.065	1:12.258
2	1:17.663		1:29.921
3	1:18.042	+0.379	1:47.963
4	1:17.990	+0.327	1:05.953
5	1:17.876	+0.213	1:23.829
6	1:18.179	+0.516	1:42.008
7	1:17.968	+0.305	1:59.976
<b>(18) Conor Mulholland</b>			
1	1:19.705	+1.808	1:23.788
2	1:19.156	+1.259	1:42.944
3	1:18.763	+0.866	1:01.707
4	1:18.549	+0.652	1:20.256
5	1:17.897		1:38.153
6	1:17.931	+0.034	1:56.084
7	1:18.183	+0.286	1:14.267
<b>(128) Stephen Walker</b>			
1	1:19.166	+1.215	1:25.018
2	1:18.361	+0.410	1:43.379
3	1:22.227	+4.276	1:05.606
4	1:18.461	+0.510	1:24.067
5	1:17.951		1:42.018
6	1:18.216	+0.265	1:00.234
7	1:18.548	+0.597	1:18.782
<b>(97) Neville Anderson</b>			

Lap	Lap Tm	Diff	me of Day
1	1:20.067	+2.020	1:21.262
2	1:20.393	+2.346	1:41.655
3	1:18.392	+0.345	1:00.047
4	1:18.490	+0.443	1:18.537
5	1:18.047		1:36.584
6	1:18.110	+0.063	1:54.694
7	1:18.066	+0.019	1:12.760
<b>(21) Megan Campbell</b>			
1	1:20.060	+1.256	1:23.743
2	1:18.943	+0.139	1:42.686
3	1:18.604		1:01.490
4	1:19.490	+0.686	1:20.980
5	1:19.231	+0.427	1:40.211
6	1:19.075	+0.271	1:59.286
7	1:19.587	+0.783	1:18.873
<b>(26) Grace McCallion</b>			
1	1:22.157	+2.259	1:26.037
2	1:21.308	+1.410	1:47.345
3	1:20.591	+0.693	1:07.936
4	1:19.898		1:27.834
5	1:20.585	+0.687	1:48.419
6	1:20.347	+0.449	1:08.766
7	1:20.256	+0.358	1:29.022
<b>(8) Michael Mulholland</b>			
1	1:21.808	+1.178	1:29.021
2	1:20.963	+0.333	1:49.984
3	1:20.895	+0.265	1:10.879
4	1:20.703	+0.073	1:31.582
5	1:20.630		1:52.212
6	1:20.835	+0.205	1:13.047
<b>(98) Craig Gilmore</b>			
1	1:14.013	+0.559	1:42.796
2	1:14.845	+1.391	1:57.641
3	1:21.729	+8.275	1:19.370
4	1:13.636	+0.182	1:33.006
5	1:13.454		1:46.460

Lap	Lap Tm	Diff	me of Day
-----	--------	------	-----------

Results provisional until the conclusion of judicial and technical matters

Orbits

Timekeeper: D.Bradfield

Clerk of Course: Chris Edwards

www.mylaps.com

Live timing available at timing.rhwright.

Licensed to: R.H.Wright Timing

Printed: 28/07/2024 18:42:05



## 500MRCI Kirkistown Mid Summer Meeting

Sorted on best lap time

Ford Fiesta/Mini Cooper

Kirkistown 500 MRCI 1.512 miles

Qualifying (Q6)

27/07/2024 10:00

Qualifying started at 10:23:07

Pos	No.	Name	Make	Best Tm	Diff	In Lap	Best Speed	2nd Best	In Lap
1	28	Peter Bennett	1.6 BMW Mini	<b>1:12.473</b>		1	75.104	1:13.290	2
2	96	Darren Gilmore	1.6 BMW Mini	<b>1:13.107</b>	0.634	1	74.453	1:13.294	5
3	55	Mark Stewart	1.6 BMW Mini	<b>1:13.823</b>	1.350	2	73.731	1:14.088	5
4	11	Paul Stewart	1.6 BMW Mini	<b>1:13.991</b>	1.518	3	73.563	1:14.177	5
5	217	Aidan Mulready	1.3 Ford Fiesta	<b>1:16.993</b>	4.520	6	70.695	1:17.084	4
6	76	Derek Graham	1.3 Ford Fiesta	<b>1:17.009</b>	4.536	4	70.680	1:17.124	3
7	620	Zoe Nicholson	1.6 BMW Mini	<b>1:17.663</b>	5.190	2	70.085	1:17.876	5
8	18	Conor Mulholland	1.3 Ford Fiesta	<b>1:17.897</b>	5.424	5	69.875	1:17.931	6
9	128	Stephen Walker	1.3 Ford Fiesta	<b>1:17.951</b>	5.478	5	69.826	1:18.216	6
10	97	Neville Anderson	1.3 Ford Fiesta	<b>1:18.047</b>	5.574	5	69.740	1:18.066	7
11	21	Megan Campbell	1.3 Ford Fiesta	<b>1:18.804</b>	6.331	3	69.070	1:18.943	2
12	26	Grace McCallion	1.3 Ford Fiesta	<b>1:19.898</b>	7.425	4	68.125	1:20.256	7
13	8	Michael Mulholland	1.3 Ford Fiesta	<b>1:20.630</b>	8.157	5	67.506	1:20.703	4
14	29	Henry White	1.3 Ford Fiesta			0	-		0
15	35	Ryan Hogg	1.6 BMW Mini			0	-		0
16	52	Alan Sweetman	1.6 BMW Mini			0	-		0
17	222	Finn Blaine	1.6 BMW Mini			0	-		0
18	400	Taylor Frizzell	1.6 BMW Mini			0	-		0
<b>Not classified</b>									
DQ	98	Craig Gilmore	1.6 BMW Mini	<b>1:13.454</b>		5	74.101	1:13.636	4

### Announcements

Disqualification - Car No 98 excluded from the results

Results provisional until the conclusion of judicial and technical matters

Orbits

Timekeeper: D.Bradfield

Clerk of Course: Chris Edwards

Live timing available at [timing.rhwright.co.uk](http://timing.rhwright.co.uk)

[www.mylaps.com](http://www.mylaps.com)

Licensed to: R.H.Wright Timing

Printed: 27/07/2024 11:07:23



**R.H.  
Wright**



**500MRCI Kirkistown Mid Summer Meeting**

**Ford Fiesta/Mini Cooper**

**Kirkistown 500 MRCI 1.512 miles**

**Race 1 (R6)**

**27/07/2024 13:05**

**Race (12:00 and 1 Laps) started at 13:48:31**

Lap	Lap Tm	Diff	me of Day
<b>(28) Peter Bennett</b>			
1	1:19.441	+5.797	1:53.476
2	1:13.644		1:07.120
3	1:13.846	+0.202	2:20.966
4	1:14.196	+0.552	3:35.162
5	1:14.773	+1.129	4:49.935
6	1:13.862	+0.218	6:03.797
7	1:14.221	+0.577	7:18.018
8	1:14.560	+0.916	8:32.578
9	1:13.967	+0.323	9:46.545
10	1:13.960	+0.316	1:00.505
11	1:15.816	+2.172	2:16.321

Lap	Lap Tm	Diff	me of Day
<b>(96) Darren Gilmore</b>			
1	1:20.143	+5.923	1:54.420
2	1:14.465	+0.245	1:08.885
3	1:14.607	+0.387	2:23.492
4	1:14.869	+0.649	3:38.361
5	1:14.482	+0.262	4:52.843
6	1:14.566	+0.346	6:07.409
7	1:14.401	+0.181	7:21.810
8	1:14.220		8:36.030
9	1:14.604	+0.384	9:50.634
10	1:14.238	+0.018	1:04.872
11	1:14.538	+0.318	2:19.410

Lap	Lap Tm	Diff	me of Day
<b>(55) Mark Stewart</b>			
1	1:19.917	+5.924	1:54.833
2	1:14.271	+0.278	1:09.104
3	1:14.666	+0.673	2:23.770
4	1:14.850	+0.857	3:38.620
5	1:14.814	+0.821	4:53.434
6	1:14.316	+0.323	6:07.750
7	1:14.584	+0.591	7:22.334
8	1:13.993		8:36.327
9	1:15.148	+1.155	9:51.475
10	1:14.594	+0.601	1:06.069
11	1:15.620	+1.627	2:21.689

Lap	Lap Tm	Diff	me of Day
<b>(98) Craig Gilmore</b>			
1	1:20.677	+6.211	1:56.675
2	1:14.466		1:11.141
3	1:14.579	+0.113	2:25.720
4	1:15.487	+1.021	3:41.207
5	1:14.958	+0.492	4:56.165
6	1:15.564	+1.098	6:11.729
7	1:15.370	+0.904	7:27.099
8	1:15.515	+1.049	8:42.614
9	1:14.902	+0.436	9:57.516
10	1:14.986	+0.520	1:12.502
11	1:15.039	+0.573	2:27.541

Lap	Lap Tm	Diff	me of Day
<b>(11) Paul Stewart</b>			
1	1:21.971	+7.745	1:56.878
2	1:14.826	+0.600	1:11.704
3	1:14.226		2:25.930
4	1:15.473	+1.247	3:41.403
5	1:14.979	+0.753	4:56.382
6	1:15.032	+0.806	6:11.414
7	1:15.441	+1.215	7:26.855
8	1:15.833	+1.607	8:42.688
9	1:15.349	+1.123	9:58.037
10	1:14.641	+0.415	1:12.678
11	1:15.139	+0.913	2:27.817

Lap	Lap Tm	Diff	me of Day
<b>(217) Aidan Mulready</b>			
1	1:22.833	+5.907	1:00.728
2	1:17.880	+0.954	1:18.608
3	1:17.426	+0.500	2:36.034
4	1:17.576	+0.650	3:53.610
5	1:17.299	+0.373	5:10.909
6	1:17.408	+0.482	6:28.317
7	1:16.926		7:45.243

Lap	Lap Tm	Diff	me of Day
8	1:16.926		1:02.169
9	1:18.032	+1.106	2:20.201
10	1:19.476	+2.550	3:39.677
11	1:17.867	+0.941	4:57.544

Lap	Lap Tm	Diff	me of Day
<b>(76) Derek Graham</b>			
1	1:21.226	+3.993	1:58.531
2	1:17.959	+0.726	3:16.490
3	1:18.150	+0.917	4:34.640
4	1:17.233		5:51.873
5	1:17.292	+0.059	7:09.165
6	1:17.891	+0.658	8:27.056
7	1:17.293	+0.060	9:44.349
8	1:17.399	+0.166	11:01.748
9	1:18.471	+1.238	12:20.219
10	1:19.253	+2.020	13:39.472
11	1:18.244	+1.011	14:57.716

Lap	Lap Tm	Diff	me of Day
<b>(97) Neville Anderson</b>			
1	1:23.727	+5.834	1:02.007
2	1:18.660	+0.767	2:20.667
3	1:17.893		3:38.560
4	1:18.725	+0.832	4:57.285
5	1:19.992	+2.099	6:17.277
6	1:18.709	+0.816	7:35.986
7	1:18.540	+0.647	8:54.526
8	1:18.251	+0.358	10:12.777
9	1:18.541	+0.648	11:31.318
10	1:18.158	+0.265	12:49.476
11	1:19.353	+1.460	14:08.829

Lap	Lap Tm	Diff	me of Day
<b>(620) Zoe Nicholson</b>			
1	1:22.805	+6.040	1:58.913
2	1:18.287	+1.522	3:17.200
3	1:17.238	+0.473	4:34.438
4	1:16.765		5:51.203
5	1:16.934	+0.169	7:08.137
6	1:17.348	+0.583	8:25.485
7	1:17.789	+1.024	9:43.274
8	1:17.582	+0.817	11:00.856
9	1:17.564	+0.799	12:18.420
10	1:28.358	+11.593	13:46.778
11	1:23.635	+6.870	15:10.413

Lap	Lap Tm	Diff	me of Day
<b>(21) Megan Campbell</b>			
1	1:24.068	+5.790	1:02.639
2	1:19.095	+0.817	2:21.734
3	1:18.477	+0.199	3:40.211
4	1:18.690	+0.412	4:58.901
5	1:19.279	+1.001	6:18.180
6	1:19.376	+1.098	7:37.556
7	1:18.278		8:55.834
8	1:19.352	+1.074	10:15.186
9	1:19.142	+0.864	11:34.328
10	1:19.654	+1.376	12:53.982
11	1:20.452	+2.174	14:14.434

Lap	Lap Tm	Diff	me of Day
<b>(18) Conor Mulholland</b>			
1	1:23.093	+5.079	1:01.539
2	1:19.297	+1.283	2:20.836
3	1:18.014		3:38.850
4	1:18.537	+0.523	4:57.387
5	1:20.077	+2.063	6:17.464
6	1:18.904	+0.890	7:36.368
7	1:18.292	+0.278	8:54.660
8	1:18.524	+0.510	10:13.184
9	1:19.001	+0.987	11:32.185
10	1:20.772	+2.758	12:52.957
11	1:21.844	+3.830	14:14.801

Lap	Lap Tm	Diff	me of Day
<b>(128) Stephen Walker</b>			
1	1:23.911	+5.465	1:02.092
2	1:18.976	+0.530	2:21.068
3	1:18.721	+0.275	3:39.789

Lap	Lap Tm	Diff	me of Day
4	1:18.641	+0.195	4:58.430
5	1:19.589	+1.143	6:18.019
6	1:19.129	+0.683	7:37.148
7	1:18.446		8:55.594
8	1:18.515	+0.069	10:14.109
9	1:18.653	+0.207	11:32.762
10	1:21.681	+3.235	12:54.443
11	1:20.440	+1.994	14:14.883

Lap	Lap Tm	Diff	me of Day
<b>(26) Grace McCallion</b>			
1	1:25.271	+4.519	1:04.212
2	1:21.276	+0.524	2:25.488
3	1:20.960	+0.208	3:46.448
4	1:21.128	+0.376	5:07.576
5	1:21.295	+0.543	6:28.871
6	1:20.795	+0.043	7:49.666
7	1:20.935	+0.183	9:10.601
8	1:20.752		10:31.353
9	1:21.092	+0.340	11:52.445
10	1:21.430	+0.678	13:13.875
11	1:21.243	+0.491	14:35.118

Lap	Lap Tm	Diff	me of Day
<b>(8) Michael Mulholland</b>			
1	1:26.583	+4.715	1:05.573
2	1:21.884	+0.016	2:27.457
3	1:22.368	+0.500	3:49.825
4	1:22.104	+0.236	5:11.929
5	1:22.360	+0.492	6:34.289
6	1:22.293	+0.425	7:56.582
7	1:22.825	+0.957	9:19.407
8	1:21.868		10:41.275
9	1:21.930	+0.062	12:03.205
10	1:23.405	+1.537	13:26.610

Results provisional until the conclusion of judicial and technical matters

Orbits

Timekeeper: D.Bradfield

Clerk of Course: Chris Edwards

www.mylaps.com

Live timing available at timing.rhwright.

Licensed to: R.H.Wright Timing

Printed: 28/07/2024 18:42:33



## 500MRCI Kirkistown Mid Summer Meeting

Sorted on Laps

Ford Fiesta/Mini Cooper

Kirkistown 500 MRCI 1.512 miles

Race 1 (R6)

27/07/2024 13:05

Race (12:00 and 1 Laps) started at 13:48:31

Pos	No.	Name	Make	Laps	Total Tm	Best Tm	Best Speed	In Lap	Avg. Speed
<b>Ford Fiesta</b>									
1	217	Aidan Mulready	1.3 Ford Fiesta	11	14:25.632	<b>1:16.926</b>	70.757	7	69.167
2	76	Derek Graham	1.3 Ford Fiesta	11	14:25.804	<b>1:17.233</b>	70.475	4	69.153
3	97	Neville Anderson	1.3 Ford Fiesta	11	14:36.917	<b>1:17.893</b>	69.878	3	68.277
4	21	Megan Campbell	1.3 Ford Fiesta	11	14:42.522	<b>1:18.278</b>	69.534	7	67.843
5	18	Conor Mulholland	1.3 Ford Fiesta	11	14:42.889	<b>1:18.014</b>	69.770	3	67.815
6	128	Stephen Walker	1.3 Ford Fiesta	11	14:42.971	<b>1:18.446</b>	69.386	7	67.809
7	26	Grace McCallion	1.3 Ford Fiesta	11	15:03.206	<b>1:20.752</b>	67.404	8	66.290
8	8	Michael Mulholland	1.3 Ford Fiesta	10	13:54.698	<b>1:21.868</b>	66.485	8	65.209
<b>Mini Cooper</b>									
1	28	Peter Bennett	1.6 BMW Mini	11	13:44.409	<b>1:13.644</b>	73.910	2	72.626
2	96	Darren Gilmore	1.6 BMW Mini	11	13:47.498	<b>1:14.220</b>	73.336	8	72.355
3	55	Mark Stewart	1.6 BMW Mini	11	13:49.777	<b>1:13.993</b>	73.561	8	72.156
4	98	Craig Gilmore	1.6 BMW Mini	11	14:00.629	<b>1:14.466</b>	73.094	2	71.224
5	11	Paul Stewart	1.6 BMW Mini	11	14:00.905	<b>1:14.226</b>	73.330	3	71.201
6	620	Zoe Nicholson	1.6 BMW Mini	11	14:38.501	<b>1:16.765</b>	70.905	4	68.154

### Announcements

Penalty - Cars 11 & 98 +5s - Exceeding Track Limits (Q12.21.2b)

Margin of Victory	Avg. Speed	Best Lap Tm	Best Speed	Best Lap by
3.089	72.626	1:13.644	73.910	28 - Peter Bennett

Results provisional until the conclusion of judicial and technical matters

Orbits

Timekeeper: D.Bradfield

Clerk of Course: Chris Edwards

Live timing available at [timing.rhwright.co.uk](http://timing.rhwright.co.uk)

[www.mylaps.com](http://www.mylaps.com)

Licensed to: R.H.Wright Timing

Printed: 27/07/2024 14:04:31



## 500MRCI Kirkistown Mid Summer Meeting

Ford Fiesta/Mini Cooper

Kirkistown 500 MRCI 1.512 miles


Race 1 (R6)

27/07/2024 13:05

Race (12:00 and 1 Laps)

12	29	
	23	
11	26	8
	21	22
10	97	21
	19	20
9	18	128
	17	18
8	217	76
	15	16
7		14
	13	
6		12
	11	98
5	400	10
	9	222
4	52	8
	7	35
3	620	6
	5	11
2	55	4
	3	96
1	28	2
	1	

POLE POSITION



Results provisional until the conclusion of judicial and technical matters

Orbits

Timekeeper: D.Bradfield

Clerk of Course: Chris Edwards

Live timing available at [timing.rhwright.co.uk](http://timing.rhwright.co.uk)

[www.mylaps.com](http://www.mylaps.com)

Printed: 27/07/2024 11:25:20

Licensed to: R.H.Wright Timing



**R.H.  
Wright**



**500MRCI Kirkistown Mid Summer Meeting**

**Ford Fiesta/Mini Cooper**

**Kirkistown 500 MRCI 1.512 miles**

**Race 2 (R13)**

**27/07/2024 16:00**

**Race (12:00 and 1 Laps) started at 16:32:57**

Lap	Lap Tm	Diff	me of Day
<b>(28) Peter Bennett</b>			
1	1:19.107	+5.804	1:18.426
2	1:13.303		1:31.729
3	1:13.403	+0.100	1:45.132
4	1:13.557	+0.254	1:58.689
5	1:13.430	+0.127	1:12.119
6	1:13.413	+0.110	1:25.532
7	1:13.319	+0.016	1:38.851
8	1:13.570	+0.267	1:52.421
9	1:14.450	+1.147	1:06.871
10	1:14.097	+0.794	1:20.968
<b>(96) Darren Gilmore</b>			
1	1:19.583	+6.216	1:18.854
2	1:13.377	+0.010	1:32.231
3	1:13.367		1:45.598
4	1:15.989	+2.622	1:01.587
5	1:15.164	+1.797	1:16.751
6	1:14.257	+0.890	1:31.008
7	1:14.388	+1.021	1:45.396
8	1:14.357	+0.990	1:59.753
9	1:15.800	+2.433	1:15.553
10	1:14.511	+1.144	1:30.064
<b>(11) Paul Stewart</b>			
1	1:18.772	+5.141	1:19.720
2	1:13.665	+0.034	1:33.385
3	1:13.631		1:47.016
4	1:14.218	+0.587	1:01.234
5	1:15.492	+1.861	1:16.726
6	1:14.628	+0.997	1:31.354
7	1:14.389	+0.758	1:45.743
8	1:14.345	+0.714	1:00.088
9	1:16.446	+2.815	1:16.534
10	1:14.275	+0.644	1:30.809
<b>(98) Craig Gilmore</b>			
1	1:19.869	+6.221	1:20.079
2	1:13.648		1:33.727
3	1:13.705	+0.057	1:47.432
4	1:14.669	+1.021	1:02.101
5	1:15.446	+1.798	1:17.547
6	1:14.697	+1.049	1:32.244
7	1:14.738	+1.090	1:46.982
8	1:14.255	+0.607	1:01.237
9	1:15.006	+1.358	1:16.243
10	1:14.290	+0.642	1:30.533
<b>(76) Derek Graham</b>			
1	1:21.530	+4.253	1:23.676
2	1:17.597	+0.320	1:41.273
3	1:17.454	+0.177	1:58.727
4	1:17.350	+0.073	1:16.077
5	1:17.400	+0.123	1:33.477
6	1:17.430	+0.153	1:50.907
7	1:17.277		1:08.184
8	1:18.696	+1.419	1:26.880
9	1:17.845	+0.568	1:44.725
10	1:18.062	+0.785	1:02.787
<b>(620) Zoe Nicholson</b>			
1	1:25.962	+9.805	1:27.519
2	1:17.473	+1.116	1:44.992
3	1:16.357		1:01.349
4	1:17.122	+0.765	1:18.471
5	1:18.747	+2.390	1:37.218
6	1:17.140	+0.783	1:54.358
7	1:17.037	+0.680	2:11.395
8	1:18.206	+1.849	1:29.601
9	1:18.481	+2.124	1:48.082
10	1:17.817	+1.460	1:05.899
<b>(217) Aidan Mulready</b>			

Lap	Lap Tm	Diff	me of Day
1	1:23.274	+6.121	1:26.166
2	1:17.516	+0.363	1:43.682
3	1:18.362	+1.209	1:02.044
4	1:17.972	+0.819	1:20.016
5	1:17.622	+0.469	1:37.638
6	1:18.150	+0.997	1:55.788
7	1:17.153		1:12.941
8	1:19.126	+1.973	1:32.067
9	1:18.089	+0.936	1:50.156
10	1:17.900	+0.747	1:08.056
<b>(18) Conor Mulholland</b>			
1	1:24.609	+6.061	1:27.571
2	1:19.957	+1.409	1:47.528
3	1:19.030	+0.482	1:06.558
4	1:19.022	+0.474	1:25.580
5	1:18.573	+0.025	1:44.153
6	1:18.695	+0.147	1:02.848
7	1:18.548		1:21.396
8	1:19.332	+0.784	1:40.728
9	1:19.171	+0.623	1:59.899
10	1:19.015	+0.467	1:18.914
<b>(128) Stephen Walker</b>			
1	1:24.992	+6.701	1:28.544
2	1:18.937	+0.646	1:47.481
3	1:19.763	+1.472	1:07.244
4	1:19.052	+0.761	1:26.296
5	1:18.575	+0.284	1:44.871
6	1:18.858	+0.567	1:03.729
7	1:18.291		1:22.020
8	1:19.575	+1.284	1:41.595
9	1:19.433	+1.142	1:01.028
10	1:18.977	+0.686	1:20.005
<b>(21) Megan Campbell</b>			
1	1:23.966	+5.225	1:27.319
2	1:19.008	+0.267	1:46.327
3	1:18.947	+0.206	1:05.274
4	1:19.587	+0.846	1:24.861
5	1:19.223	+0.482	1:44.084
6	1:18.997	+0.256	1:03.081
7	1:18.741		1:21.822
8	1:18.981	+0.240	1:40.803
9	1:19.806	+1.065	1:00.609
10	1:19.912	+1.171	1:20.521
<b>(26) Grace McCallion</b>			
1	1:25.815	+5.439	1:29.643
2	1:20.466	+0.090	1:50.109
3	1:21.172	+0.796	1:11.281
4	1:21.092	+0.716	1:32.373
5	1:21.385	+1.009	1:53.758
6	1:20.743	+0.367	1:14.501
7	1:21.107	+0.731	1:35.608
8	1:20.541	+0.165	1:56.149
9	1:20.754	+0.378	1:16.903
10	1:20.376		1:37.279
<b>(8) Michael Mulholland</b>			
1	1:26.326	+5.755	1:30.369
2	1:20.855	+0.284	1:51.224
3	1:21.034	+0.463	1:12.258
4	1:20.571		1:32.829
5	1:21.484	+0.913	1:54.313
6	1:20.669	+0.098	1:14.982
7	1:21.781	+1.210	1:36.763
8	1:22.862	+2.291	1:59.625
9	1:21.546	+0.975	1:21.171
<b>(55) Mark Stewart</b>			
1	1:19.109	+5.602	1:19.264
2	1:13.875	+0.368	1:33.139
3	1:13.507		1:46.646

Lap	Lap Tm	Diff	me of Day
4	1:14.885	+1.378	1:01.531
5	1:15.716	+2.209	1:17.247
6	1:14.880	+1.373	1:32.127
7	1:14.537	+1.030	1:46.664
<b>(97) Neville Anderson</b>			
1	1:22.137	+3.833	1:24.664
2	1:18.304		1:42.968
3	1:18.378	+0.074	1:01.346
4	1:20.092	+1.788	1:21.438
5	1:20.684	+2.380	1:42.122
6	1:19.601	+1.297	1:01.723

Results provisional until the conclusion of judicial and technical matters Orbits

Timekeeper: D.Bradfield

Clerk of Course: Chris Edwards

www.mylaps.com

Live timing available at timing.rhwright.

Licensed to: R.H.Wright Timing



## 500MRCI Kirkistown Mid Summer Meeting

Sorted on Laps

Ford Fiesta/Mini Cooper

Kirkistown 500 MRCI 1.512 miles

Race 2 (R13)

27/07/2024 16:00

Race (12:00 and 1 Laps) started at 16:32:57

Pos	No.	Name	Make	Laps	Total Tm	Best Tm	Best Speed	In Lap	Avg. Speed
<b>Ford Fiesta</b>									
1	76	Derek Graham	1.3 Ford Fiesta	10	13:05.675	1:17.277	70.435	7	69.278
2	217	Aidan Mulready	1.3 Ford Fiesta	10	13:10.944	1:17.153	70.548	7	68.817
3	18	Conor Mulholland	1.3 Ford Fiesta	10	13:21.802	1:18.548	69.295	7	67.885
4	128	Stephen Walker	1.3 Ford Fiesta	10	13:22.893	1:18.291	69.523	7	67.793
5	21	Megan Campbell	1.3 Ford Fiesta	10	13:23.409	1:18.741	69.126	7	67.749
6	26	Grace McCallion	1.3 Ford Fiesta	10	13:40.167	1:20.376	67.719	10	66.365
7	8	Michael Mulholland	1.3 Ford Fiesta	9	12:24.059	1:20.571	67.556	4	65.838
<b>Not classified</b>									
DNF	97	Neville Anderson	1.3 Ford Fiesta	6	8:04.611	1:18.304	69.511	2	67.390
DNS	29	Henry White	1.3 Ford Fiesta				-	0	-
<b>Mini Cooper</b>									
1	28	Peter Bennett	1.6 BMW Mini	10	12:23.856	1:13.303	74.254	2	73.173
2	96	Darren Gilmore	1.6 BMW Mini	10	12:32.952	1:13.367	74.189	3	72.289
3	11	Paul Stewart	1.6 BMW Mini	10	12:38.697	1:13.631	73.923	3	71.742
4	98	Craig Gilmore	1.6 BMW Mini	10	12:48.421	1:13.648	73.906	2	70.834
5	620	Zoe Nicholson	1.6 BMW Mini	10	13:08.787	1:16.357	71.284	3	69.005
<b>Not classified</b>									
DNF	55	Mark Stewart	1.6 BMW Mini	7	8:49.552	1:13.507	74.048	3	71.950

### Announcements

Penalty - Car 98 +15s - Exceeding Track Limits (Q12.21.2b)

Penalty - Car 11 +5s - Exceeding Track Limits (Q12.21.2b)

Margin of Victory	Avg. Speed	Best Lap Tm	Best Speed	Best Lap by
9.096	73.173	1:13.303	74.254	28 - Peter Bennett

Results provisional until the conclusion of judicial and technical matters

Orbits

Timekeeper: D.Bradfield

Clerk of Course: Chris Edwards

Live timing available at [timing.rhwright.co.uk](http://timing.rhwright.co.uk)

[www.mylaps.com](http://www.mylaps.com)

Licensed to: R.H.Wright Timing

Printed: 27/07/2024 17:17:43



## 500MRCI Kirkistown Mid Summer Meeting

Ford Fiesta/Mini Cooper

Kirkistown 500 MRCI 1.512 miles

Race 2 (R13)

27/07/2024 16:00

Race (12:00 and 1 Laps)

12	29	
	23	
11	26	8
	21	22
10	128	21
	19	20
9	18	97
	17	18
8	217	76
	15	16
7		14
	13	
6		12
	11	400
5	222	10
	9	52
4	35	8
	7	620
3	11	6
	5	55
2	98	4
	3	96
1	28	2
	1	

POLE POSITION



Results provisional until the conclusion of judicial and technical matters

Orbits

Timekeeper: D.Bradfield

Clerk of Course: Chris Edwards

Live timing available at [timing.rhwright.co.uk](http://timing.rhwright.co.uk)

[www.mylaps.com](http://www.mylaps.com)

Licensed to: R.H.Wright Timing

Printed: 27/07/2024 16:25:30





**R.H.  
Wright**



**500MRCI Kirkistown Mid Summer Meeting**

**Formula Ford 1600**

**Kirkistown 500 MRCI 1.512 miles**

**Qualifying (Q7)**

**27/07/2024 10:15**

**Qualifying started at 10:37:02**

Lap	Lap Tm	Diff	me of Day
<b>(88) Morgan Quinn</b>			
1	1:02.858	+1.478	1:12.981
2	1:11.547	+10.167	1:24.528
3	1:02.513	+1.133	1:27.041
4	1:02.059	+0.679	1:29.100
5	1:03.153	+1.773	1:32.253
6	1:01.449	+0.069	1:33.702
7	1:02.943	+1.563	1:36.645
8	1:01.380		1:38.025
9	1:02.855	+1.475	1:40.880
<b>(28) David McCullough</b>			
1	1:07.723	+6.242	1:40.274
2	1:03.225	+1.744	1:43.499
3	1:02.241	+0.760	1:45.740
4	1:01.851	+0.370	1:47.591
5	1:01.481		1:49.072
6	1:01.706	+0.225	1:50.778
7	1:01.950	+0.469	1:52.728
8	1:04.729	+3.248	1:57.457
9	1:01.862	+0.381	1:59.319
<b>(26) Jason Smyth</b>			
1	1:03.135	+1.331	1:22.902
2	1:02.595	+0.791	1:25.497
3	1:02.304	+0.500	1:27.801
4	1:01.916	+0.112	1:29.717
5	1:02.089	+0.285	1:31.806
6	1:02.495	+0.691	1:34.301
7	1:01.841	+0.037	1:36.142
8	1:02.458	+0.654	1:38.600
9	1:01.804		1:40.404
<b>(111) Dave Parks</b>			
1	1:02.755	+0.785	1:19.644
2	1:02.722	+0.752	1:22.366
3	1:02.516	+0.546	1:24.882
4	1:02.503	+0.533	1:27.385
5	1:01.970		1:29.355
6	1:02.134	+0.164	1:31.489
7	1:02.025	+0.055	1:33.514
8	1:01.977	+0.007	1:35.491
9	1:02.629	+0.659	1:38.120
<b>(33) Donal Downey</b>			
1	1:04.223	+2.030	1:20.734
2	1:03.068	+0.875	1:23.802
3	1:03.571	+1.378	1:27.373
4	1:02.709	+0.516	1:30.082
5	1:02.703	+0.510	1:32.785
6	1:02.379	+0.186	1:35.164
7	1:02.193		1:37.357
8	1:02.720	+0.527	1:40.077
9	1:03.378	+1.185	1:43.455
<b>(27) Stephen Connor</b>			
1	1:03.015	+0.595	1:16.823
2	1:02.604	+0.184	1:19.427
3	1:02.558	+0.138	1:21.985
4	1:02.705	+0.285	1:24.690
5	1:02.669	+0.249	1:27.359
6	1:02.534	+0.114	1:29.893
7	1:02.440	+0.020	1:32.333
8	1:02.420		1:34.753
9	1:03.833	+1.413	1:38.586
<b>(18) Alan Davidson</b>			
1	1:05.046	+2.578	1:34.042
2	1:03.437	+0.969	1:37.479
3	1:02.915	+0.447	1:40.394
4	1:02.811	+0.343	1:43.205
5	1:02.869	+0.401	1:46.074
6	1:03.010	+0.542	1:49.084

Lap	Lap Tm	Diff	me of Day
7	1:03.953	+1.485	1:53.037
8	1:02.691	+0.223	1:55.728
9	1:02.468		1:58.196
<b>(99) Andrew Noble</b>			
1	1:03.757	+1.082	1:14.112
2	1:03.129	+0.454	1:17.241
3	1:03.075	+0.400	1:20.316
4	1:04.903	+2.228	1:25.219
5	1:02.675		1:27.894
6	1:02.676	+0.001	1:30.570
7	1:02.805	+0.130	1:33.375
8	1:03.658	+0.983	1:37.033
9	1:03.073	+0.398	1:40.106
<b>(89) Philip Harris</b>			
1	1:05.222	+2.329	1:35.053
2	1:04.135	+1.242	1:39.188
3	1:03.762	+0.869	1:42.950
4	1:03.108	+0.215	1:46.058
5	1:03.666	+0.773	1:49.724
6	1:02.893		1:52.617
7	1:03.316	+0.423	1:55.933
8	1:03.315	+0.422	1:59.248
9	1:03.173	+0.280	1:02.421
<b>(7) Mike Todd</b>			
1	1:08.059	+3.517	1:36.556
2	1:05.398	+0.856	1:41.954
3	1:05.886	+1.344	1:47.840
4	1:05.148	+0.606	1:52.988
5	1:04.723	+0.181	1:57.711
6	1:04.542		1:02.253
7	1:05.006	+0.464	1:07.259
8	1:11.650	+7.108	1:18.909
<b>(90) Henry Campbell</b>			
1	1:05.879	+1.051	1:24.147
2	1:05.475	+0.647	1:29.622
3	1:05.452	+0.624	1:35.074
4	1:05.022	+0.194	1:40.096
5	1:05.056	+0.228	1:45.152
6	1:05.315	+0.487	1:50.467
7	1:05.067	+0.239	1:55.534
8	1:05.482	+0.654	1:01.016
9	1:04.828		1:05.844
<b>(12) Allan McBurney</b>			
1	1:07.930	+2.620	1:45.787
2	1:06.231	+0.921	1:52.018
3	1:05.783	+0.473	1:57.801
4	1:05.310		1:03.111
5	1:05.480	+0.170	1:08.591
6	1:06.443	+1.133	1:15.034
7	1:05.909	+0.599	1:20.943
8	1:05.809	+0.499	1:26.752
<b>(148) Robbie Parks</b>			
1	2:16.846	09.891	1:44.883
2	1:07.564	+0.409	1:52.447
3	1:07.155		1:59.602
4	1:07.521	+0.366	1:07.123
5	1:08.672	+1.517	1:15.795
6	1:08.041	+0.886	1:23.836
7	1:07.398	+0.243	1:31.234

Lap	Lap Tm	Diff	me of Day
-----	--------	------	-----------

Results provisional until the conclusion of judicial and technical matters

Orbits

Timekeeper: D.Bradfield

Clerk of Course: Chris Edwards

Live timing available at [timing.rhwright.com](http://timing.rhwright.com)

[www.mylaps.com](http://www.mylaps.com)

Printed: 28/07/2024 18:42:59

Licensed to: R.H.Wright Timing



## 500MRCI Kirkistown Mid Summer Meeting

Sorted on best lap time

Formula Ford 1600

Kirkistown 500 MRCI 1.512 miles

Qualifying (Q7)

27/07/2024 10:15

Qualifying started at 10:37:02

Pos	No.	Name	Make	Best Tm	Diff	In Lap	Best Speed	2nd Best	In Lap
1	88	Morgan Quinn	Van Diemen RF99	<b>1:01.380</b>		8	88.677	1:01.449	6
2	28	David McCullough	Van Diemen RF00	<b>1:01.481</b>	0.101	5	88.532	1:01.706	6
3	26	Jason Smyth	Van Diemen RF00JL	<b>1:01.804</b>	0.424	9	88.069	1:01.841	7
4	111	Dave Parks	Ray GR07	<b>1:01.970</b>	0.590	5	87.833	1:01.977	8
5	33	Donal Downey	Ray GR20	<b>1:02.193</b>	0.813	7	87.518	1:02.379	6
6	27	Stephen Connor	Van Diemen RF90	<b>1:02.420</b>	1.040	8	87.200	1:02.440	7
7	18	Alan Davidson	Mondiale M89S	<b>1:02.468</b>	1.088	9	87.133	1:02.811	4
8	99	Andrew Noble	Van Diemen JL12K	<b>1:02.675</b>	1.295	5	86.845	1:02.676	6
9	89	Philip Harris	Mondiale M89T	<b>1:02.893</b>	1.513	6	86.544	1:03.108	4
10	7	Mike Todd	Crossle 32F	<b>1:04.542</b>	3.162	6	84.333	1:04.723	5
11	90	Henry Campbell	Reynard FF89	<b>1:04.828</b>	3.448	9	83.961	1:05.022	4
12	12	Allan McBurney	Van Diemen RF89	<b>1:05.310</b>	3.930	4	83.341	1:05.480	5
13	148	Robbie Parks	Reynard FF89	<b>1:07.155</b>	5.775	3	81.052	1:07.398	7

Results provisional until the conclusion of judicial and technical matters

Orbits

Timekeeper: D.Bradfield

Clerk of Course: Chris Edwards

Live timing available at [timing.rhwright.co.uk](http://timing.rhwright.co.uk)

[www.mylaps.com](http://www.mylaps.com)

Licensed to: R.H.Wright Timing

Printed: 27/07/2024 11:06:39



**R.H.**  
**Wright**



**500MRCI Kirkistown Mid Summer Meeting**

**Formula Ford 1600**

**Kirkistown 500 MRCI 1.512 miles**

**Race 1 (R7)**

**27/07/2024 13:30**

**Race (12:00 and 1 Laps) started at 14:10:28**

Lap	Lap Tm	Diff	me of Day
<b>(26) Jason Smyth</b>			
1	1:07.362	+5.441	1:38.699
2	1:02.183	+0.262	1:40.882
3	1:02.162	+0.241	1:43.044
4	1:02.529	+0.608	1:45.573
5	1:01.921		1:47.494
6	1:01.933	+0.012	1:49.427
7	1:02.069	+0.148	1:51.496
8	1:01.975	+0.054	1:53.471
9	1:02.009	+0.088	1:55.480
10	1:02.057	+0.136	1:57.537
11	1:02.186	+0.265	1:59.723
12	1:02.207	+0.286	1:01.930
13	1:02.083	+0.162	1:04.013

Lap	Lap Tm	Diff	me of Day
<b>(33) Donal Downey</b>			
1	1:12.460	+9.304	1:44.322
2	1:03.645	+0.489	1:47.967
3	1:03.891	+0.735	1:51.858
4	1:03.778	+0.622	1:55.636
5	1:03.262	+0.106	1:58.898
6	1:03.297	+0.141	1:02.195
7	1:03.249	+0.093	1:05.444
8	1:03.156		1:08.600
9	1:03.973	+0.817	1:12.573
10	1:03.170	+0.014	1:15.743
11	1:03.324	+0.168	1:19.067
12	1:03.156		1:22.223
13	1:03.233	+0.077	1:25.456

Lap	Lap Tm	Diff	me of Day
<b>(148) Robbie Parks</b>			
1	1:14.049	+8.627	1:47.489
2	1:06.233	+0.811	1:53.722
3	1:05.896	+0.474	1:59.618
4	1:05.422		1:05.040
5	1:06.021	+0.599	1:11.061
6	1:06.194	+0.772	1:17.255
7	1:06.043	+0.621	1:23.298
8	1:05.949	+0.527	1:29.247
9	1:06.739	+1.317	1:35.986
10	1:06.726	+1.304	1:42.712

Lap	Lap Tm	Diff	me of Day
<b>(88) Morgan Quinn</b>			
1	1:07.294	+5.394	1:37.845
2	1:02.731	+0.831	1:40.576
3	1:02.670	+0.770	1:43.246
4	1:02.703	+0.803	1:45.949
5	1:01.900		1:47.849
6	1:01.906	+0.006	1:49.755
7	1:01.948	+0.048	1:51.703
8	1:01.973	+0.073	1:53.676
9	1:02.041	+0.141	1:55.717
10	1:01.982	+0.082	1:57.699
11	1:02.114	+0.214	1:59.813
12	1:02.319	+0.419	1:02.132
13	1:02.112	+0.212	1:04.244

Lap	Lap Tm	Diff	me of Day
<b>(89) Philip Harris</b>			
1	1:10.191	+6.745	1:43.093
2	1:04.472	+1.026	1:47.565
3	1:04.122	+0.676	1:51.687
4	1:03.953	+0.507	1:55.640
5	1:03.703	+0.257	1:59.343
6	1:03.446		1:02.789
7	1:04.085	+0.639	1:06.874
8	1:04.204	+0.758	1:11.078
9	1:04.472	+1.026	1:15.550
10	1:04.201	+0.755	1:19.751
11	1:04.753	+1.307	1:24.504
12	1:04.214	+0.768	1:28.718
13	1:04.778	+1.332	1:33.496

Lap	Lap Tm	Diff	me of Day
<b>(18) Alan Davidson</b>			
1	1:10.715	+7.805	1:42.930
2	1:03.488	+0.578	1:46.418
3	1:03.299	+0.389	1:49.717
4	1:03.105	+0.195	1:52.822
5	1:02.910		1:55.732
6	1:03.467	+0.557	1:59.199
7	1:03.791	+0.881	1:02.990
8	1:03.284	+0.374	1:06.274

Lap	Lap Tm	Diff	me of Day
<b>(28) David McCullough</b>			
1	1:07.182	+5.341	1:37.642
2	1:02.726	+0.885	1:40.368
3	1:02.643	+0.802	1:43.011
4	1:02.942	+1.101	1:45.953
5	1:02.355	+0.514	1:48.308
6	1:01.909	+0.068	1:50.217
7	1:01.841		1:52.058
8	1:01.941	+0.100	1:53.999
9	1:01.962	+0.121	1:55.961
10	1:02.147	+0.306	1:58.108
11	1:02.080	+0.239	1:00.188
12	1:02.285	+0.444	1:02.473
13	1:02.126	+0.285	1:04.599

Lap	Lap Tm	Diff	me of Day
<b>(7) Mike Todd</b>			
1	1:12.032	+7.428	1:44.793
2	1:04.666	+0.062	1:49.459
3	1:04.748	+0.144	1:54.207
4	1:04.982	+0.378	1:59.189
5	1:05.460	+0.856	1:04.649
6	1:05.738	+1.134	1:10.387
7	1:05.103	+0.499	1:15.490
8	1:04.970	+0.366	1:20.460
9	1:05.281	+0.677	1:25.741
10	1:04.796	+0.192	1:30.537
11	1:04.604		1:35.141
12	1:05.404	+0.800	1:40.545
13	1:05.143	+0.539	1:45.688

Lap	Lap Tm	Diff	me of Day
<b>(99) Andrew Noble</b>			
1	1:25.388	+18.383	1:57.626
2	1:07.005		1:04.631
3	1:16.615	+9.610	1:21.246

Lap	Lap Tm	Diff	me of Day
<b>(111) Dave Parks</b>			
1	1:07.586	+5.432	1:38.727
2	1:02.992	+0.838	1:41.719
3	1:02.460	+0.306	1:44.179
4	1:02.154		1:46.333
5	1:02.700	+0.546	1:49.033
6	1:02.296	+0.142	1:51.329
7	1:02.762	+0.608	1:54.091
8	1:02.825	+0.671	1:56.916
9	1:02.965	+0.811	1:59.881
10	1:02.838	+0.684	1:02.719
11	1:02.959	+0.805	1:05.678
12	1:03.066	+0.912	1:08.744
13	1:03.181	+0.997	1:11.895

Lap	Lap Tm	Diff	me of Day
<b>(90) Henry Campbell</b>			
1	1:12.329	+7.590	1:45.574
2	1:05.612	+0.873	1:51.186
3	1:06.075	+1.336	1:57.261
4	1:05.494	+0.755	1:02.755
5	1:05.368	+0.629	1:08.123
6	1:05.104	+0.365	1:13.227
7	1:04.955	+0.216	1:18.182
8	1:05.014	+0.275	1:23.196
9	1:05.006	+0.267	1:28.202
10	1:04.739		1:32.941
11	1:04.795	+0.056	1:37.736
12	1:04.773	+0.034	1:42.509
13	1:04.774	+0.035	1:47.283

Lap	Lap Tm	Diff	me of Day
<b>(27) Stephen Connor</b>			
1	1:14.424	+11.843	1:46.102
2	1:02.653	+0.072	1:48.755
3	1:03.235	+0.654	1:51.990
4	1:02.759	+0.178	1:54.749
5	1:02.809	+0.228	1:57.558
6	1:02.581		1:00.139
7	1:02.815	+0.234	1:02.954
8	1:02.863	+0.282	1:05.817
9	1:03.194	+0.613	1:09.011
10	1:03.323	+0.742	1:12.334
11	1:02.611	+0.030	1:14.945
12	1:02.700	+0.119	1:17.645

Lap	Lap Tm	Diff	me of Day
<b>(12) Allan McBurney</b>			
1	1:12.876	+7.925	1:46.333
2	1:05.854	+0.903	1:52.187
3	1:05.669	+0.718	1:57.856
4	1:05.203	+0.252	1:03.059
5	1:05.486	+0.535	1:08.545
6	1:04.951		1:13.496
7	1:05.735	+0.784	1:19.231
8	1:05.102	+0.151	1:24.333
9	1:05.422	+0.471	1:29.755
10	1:05.645	+0.694	1:35.400
11	1:05.569	+0.618	1:40.969

Results provisional until the conclusion of judicial and technical matters

Orbits

Timekeeper: D.Bradfield

Clerk of Course: Chris Edwards

www.mylaps.com

Live timing available at timing.rhwright.

Licensed to: R.H.Wright Timing

Printed: 28/07/2024 18:43:10



## 500MRCI Kirkistown Mid Summer Meeting

Sorted on Laps

Formula Ford 1600

Kirkistown 500 MRCI 1.512 miles

Race 1 (R7)

27/07/2024 13:30

Race (12:00 and 1 Laps) started at 14:10:28

Pos	No.	Name	Make	Laps	Total Tm	Best Tm	Best Speed	In Lap	Avg. Speed
1	26	Jason Smyth	Van Diemen RF00JL	13	13:35.463	1:01.921	87.903	5	86.772
2	88	Morgan Quinn	Van Diemen RF99	13	13:35.694	1:01.900	87.932	5	86.747
3	28	David McCullough	Van Diemen RF00	13	13:36.049	1:01.841	88.016	7	86.710
4	111	Dave Parks	Ray GR07	13	13:43.345	1:02.154	87.573	4	85.941
5	27	Stephen Connor	Van Diemen RF90	13	13:51.970	1:02.581	86.976	6	85.050
6	33	Donal Downey	Ray GR20	13	13:56.906	1:03.156	86.184	8	84.549
7	89	Philip Harris	Mondiale M89T	13	14:04.946	1:03.446	85.790	6	83.744
8	7	Mike Todd	Crossle 32F	13	14:17.138	1:04.604	84.252	11	82.553
9	90	Henry Campbell	Reynard FF89	13	14:18.733	1:04.739	84.076	10	82.400
10	12	Allan McBurney	Van Diemen RF89	13	14:24.187	1:04.951	83.802	6	81.880
<b>Not classified</b>									
DNF	148	Robbie Parks	Reynard FF89	10	11:14.162	1:05.422	83.199	4	80.738
DNF	18	Alan Davidson	Mondiale M89S	8	8:37.724	1:02.910	86.521	5	84.107
DNF	99	Andrew Noble	Van Diemen JL12K	3	3:52.696	1:07.005	81.233	2	70.173

Margin of Victory

Avg. Speed

Best Lap Tm

Best Speed

Best Lap by

0.231

86.772

1:01.841

88.016

28 - David McCullough

Results provisional until the conclusion of judicial and technical matters

Orbits

Timekeeper: D.Bradfield

Clerk of Course: Chris Edwards

Live timing available at [timing.rhwright.co.uk](http://timing.rhwright.co.uk)

[www.mylaps.com](http://www.mylaps.com)

Licensed to: R.H.Wright Timing

Printed: 27/07/2024 14:25:20



## 500MRCI Kirkistown Mid Summer Meeting

Formula Ford 1600

Kirkistown 500 MRCI 1.512 miles

Race 1 (R7)

27/07/2024 13:30

Race (12:00 and 1 Laps)

7	148	
	13	
6	90	12
	11	
5	89	7
	9	
4	18	99
	7	
3	33	27
	5	
2	26	111
	3	
1	88	28
	1	2
	POLE POSITION	



Results provisional until the conclusion of judicial and technical matters

Orbits

Timekeeper: D.Bradfield

Clerk of Course: Chris Edwards

Live timing available at [timing.rhwright.co.uk](http://timing.rhwright.co.uk)

[www.mylaps.com](http://www.mylaps.com)

Licensed to: R.H.Wright Timing

Printed: 27/07/2024 11:12:12



R.H. Wright



500MRCI Kirkistown Mid Summer Meeting

Formula Ford 1600

Kirkistown 500 MRCI 1.512 miles

Race 2 (R14)

27/07/2024 16:25

Race (12:00 and 1 Laps) started at 17:00:30

Table with 4 columns: Lap, Lap Tm, Diff, me of Day. Driver: (26) Jason Smyth. Laps 1-13.

Table with 4 columns: Lap, Lap Tm, Diff, me of Day. Driver: (88) Morgan Quinn. Laps 1-13.

Table with 4 columns: Lap, Lap Tm, Diff, me of Day. Driver: (28) David McCullough. Laps 1-13.

Table with 4 columns: Lap, Lap Tm, Diff, me of Day. Driver: (111) Dave Parks. Laps 1-13.

Table with 4 columns: Lap, Lap Tm, Diff, me of Day. Driver: (27) Stephen Connor. Laps 1-12.

Table with 4 columns: Lap, Lap Tm, Diff, me of Day. Driver: (99) Andrew Noble. Laps 1-13.

Table with 4 columns: Lap, Lap Tm, Diff, me of Day. Driver: (89) Philip Harris. Laps 1-13.

Table with 4 columns: Lap, Lap Tm, Diff, me of Day. Driver: (7) Mike Todd. Laps 1-13.

Table with 4 columns: Lap, Lap Tm, Diff, me of Day. Driver: (90) Henry Campbell. Laps 1-13.

Table with 4 columns: Lap, Lap Tm, Diff, me of Day. Driver: (148) Robbie Parks. Laps 1-11.

Table with 4 columns: Lap, Lap Tm, Diff, me of Day. Driver: (12) Allan McBurney. Laps 1-13.

Table with 4 columns: Lap, Lap Tm, Diff, me of Day. Driver: (33) Donal Downey. Laps 1-6.

Results provisional until the conclusion of judicial and technical matters

Timekeeper: D.Bradfield

Clerk of Course: Chris Edwards

www.mylaps.com

Live timing available at timing.rhwright.

Handwritten signature of Chris Edwards

Licensed to: R.H.Wright Timing



## 500MRCI Kirkistown Mid Summer Meeting

Sorted on Laps

Formula Ford 1600

Kirkistown 500 MRCI 1.512 miles

Race 2 (R14)

27/07/2024 16:25

Race (12:00 and 1 Laps) started at 17:00:30

Pos	No.	Name	Make	Laps	Total Tm	Best Tm	Best Speed	In Lap	Avg. Speed
1	26	Jason Smyth	Van Diemen RF00JL	13	13:31.430	1:01.499	88.506	7	87.203
2	88	Morgan Quinn	Van Diemen RF99	13	13:34.566	1:01.711	88.202	4	86.867
3	28	David McCullough	Van Diemen RF00	13	13:35.152	1:01.864	87.984	5	86.805
4	111	Dave Parks	Ray GR07	13	13:48.391	1:02.649	86.881	4	85.418
5	27	Stephen Connor	Van Diemen RF90	13	13:48.510	1:02.506	87.080	12	85.405
6	99	Andrew Noble	Van Diemen JL12K	13	13:56.500	1:03.327	85.951	11	84.590
7	89	Philip Harris	Mondiale M89T	13	14:02.147	1:03.643	85.524	10	84.022
8	7	Mike Todd	Crossle 32F	13	14:04.274	1:03.880	85.207	9	83.811
9	90	Henry Campbell	Reynard FF89	13	14:18.004	1:04.930	83.829	6	82.470
10	148	Robbie Parks	Reynard FF89	13	14:31.911	1:05.741	82.795	4	81.154
11	12	Allan McBurney	Van Diemen RF89	13	14:32.042	1:05.948	82.535	10	81.142
<b>Not classified</b>									
DNF	33	Donal Downey	Ray GR20	6	6:29.254	1:03.101	86.259	6	83.899
DNS	18	Alan Davidson	Mondiale M89S				-	0	-

Margin of Victory	Avg. Speed	Best Lap Tm	Best Speed	Best Lap by
3.136	87.203	1:01.499	88.506	26 - Jason Smyth

Results provisional until the conclusion of judicial and technical matters

Orbits

Timekeeper: D.Bradfield

Clerk of Course: Chris Edwards

Live timing available at [timing.rhwright.co.uk](http://timing.rhwright.co.uk)

[www.mylaps.com](http://www.mylaps.com)

Licensed to: R.H.Wright Timing

Printed: 27/07/2024 17:19:05



**500MRCI Kirkistown Mid Summer Meeting**

Formula Ford 1600

Kirkistown 500 MRCI 1.512 miles


Race 2 (R14)

27/07/2024 16:25

Race (12:00 and 1 Laps)

7	148	
	13	
6	90	12
	11	12
5	89	7
	9	10
4	99	18
	7	8
3	33	27
	5	6
2	26	111
	3	4
1	88	28
	1	2

POLE POSITION



Results provisional until the conclusion of judicial and technical matters

Orbits

Timekeeper: D.Bradfield

Clerk of Course: Chris Edwards

Live timing available at [timing.rhwright.co.uk](http://timing.rhwright.co.uk)

[www.mylaps.com](http://www.mylaps.com)

Licensed to: R.H.Wright Timing

Printed: 27/07/2024 11:11:51





**R.H.  
Wright**



**500MRCI Kirkistown Mid Summer Meeting**

**Formula Vee**

**Kirkistown 500 MRCI 1.512 miles**

**Qualifying (Q4)**

**27/07/2024 09:30**

**Qualifying started at 9:49:01**

Lap	Lap Tm	Diff	me of Day
<b>(3) Gavin Buckley</b>			
1	1:08.100	+2.126	1:41.842
2	1:07.468	+1.494	1:24.310
3	1:05.974		1:35.284
4	1:07.045	+1.071	1:52.329
5	1:06.027	+0.053	1:60.356
<b>(27) Colm Blackburn</b>			
1	1:08.030	+1.512	1:35.006
2	1:07.046	+0.528	1:24.052
3	1:07.065	+0.547	1:34.917
4	1:08.004	+1.486	1:45.121
5	1:06.518		1:60.639
6	1:07.515	+0.997	1:37.1154
7	1:13.469	+6.951	1:82.623
8	1:10.514	+3.996	1:35.137
<b>(97) Jack Byrne</b>			
1	1:07.466	+0.904	1:34.399
2	1:08.105	+1.543	1:24.504
3	1:06.562		1:34.066
4	1:07.197	+0.635	1:45.263
5	1:07.177	+0.615	1:60.440
6	1:06.951	+0.389	1:71.0391
7	1:14.756	+8.194	1:82.147
8	1:09.704	+3.142	1:34.851
<b>(9) Robert Fleming</b>			
1	1:08.116	+1.398	1:42.583
2	1:08.028	+1.308	1:25.0591
3	1:06.720		1:35.7311
4	1:07.819	+1.099	1:50.130
5	1:08.047	+1.327	1:61.177
6	1:08.067	+1.347	1:72.1244
7	1:08.881	+2.161	1:83.125
8	1:07.947	+1.227	1:38.072
<b>(22) Kieran Hannan</b>			
1	1:10.973	+3.902	1:56.184
2	1:07.991	+0.920	1:30.4175
3	1:09.859	+2.788	1:41.034
4	1:09.079	+2.008	1:52.113
5	1:07.240	+0.169	1:63.353
6	1:08.692	+1.621	1:39.045
7	1:12.920	+5.849	1:51.965
8	1:07.071		1:59.036
<b>(41) Niall O'Mara</b>			
1	1:09.810	+2.144	1:39.451
2	1:09.084	+1.418	1:24.535
3	1:08.584	+0.918	1:35.7119
4	1:07.666		1:50.4785
5	1:08.717	+1.051	1:61.3502
6	1:08.399	+0.733	1:72.1901
7	1:08.008	+0.342	1:82.9909
8	1:08.445	+0.779	1:38.354
<b>(56) Conor Melia</b>			
1	1:08.521	+0.801	1:36.979
2	1:08.367	+0.647	1:24.346
3	1:08.746	+1.026	1:34.092
4	1:09.675	+1.955	1:50.767
5	1:07.720		1:56.11487
6	1:11.510	+3.790	1:22.997
7	1:08.354	+0.634	1:31.351
8	1:13.417	+5.697	1:44.768
<b>(15) Paul Lewis</b>			
1	1:09.054	+0.988	1:53.420
2	1:08.666	+0.600	1:30.086
3	1:08.066		1:40.152
<b>(55) Fergal Begley</b>			

Lap	Lap Tm	Diff	me of Day
1	1:08.514	+0.312	1:45.546
2	1:08.316	+0.114	1:25.862
3	1:09.235	+1.033	1:40.097
4	1:10.778	+2.576	1:51.875
5	1:24.838	+16.636	1:68.713
6	1:08.779	+0.577	1:47.492
7	1:08.877	+0.675	1:56.369
8	1:08.202		1:04.571
<b>(47) Charlie Hart</b>			
1	1:09.076	+0.740	1:48.041
2	1:08.636	+0.300	1:25.677
3	1:08.795	+0.459	1:40.472
4	1:08.336		1:51.808
5	1:08.650	+0.314	1:22.458
6	1:09.637	+1.301	1:32.095
7	1:09.278	+0.942	1:41.373
8	1:09.184	+0.848	1:50.557
<b>(57) Ger Byrne</b>			
1	1:08.624	+0.261	1:36.299
2	1:09.203	+0.840	1:24.502
3	1:08.910	+0.547	1:34.412
4	1:09.454	+1.091	1:50.866
5	1:08.363		1:12.229
6	1:09.837	+1.474	1:22.066
7	1:08.453	+0.090	1:30.519
8	1:08.452	+0.089	1:38.971
<b>(83) Andy Keogh</b>			
1	1:08.904	+0.206	1:40.519
2	1:09.836	+1.138	1:25.355
3	1:16.644	+7.946	1:40.999
4	1:08.698		1:51.697
5	1:10.014	+1.316	1:25.711
6	1:10.044	+1.346	1:35.755
7	1:09.526	+0.828	1:45.281
8	1:11.271	+2.573	1:56.552
<b>(16) Simon Rudd</b>			
1	1:09.885	+1.135	1:52.052
2	1:09.108	+0.358	1:30.160
3	1:09.825	+1.075	1:40.985
4	1:21.153	+12.403	1:52.138
5	1:10.050	+1.300	1:42.188
6	1:09.001	+0.251	1:51.189
7	1:09.118	+0.368	1:00.307
8	1:08.750		1:09.057
<b>(6) Colin Lewis</b>			
1	1:09.856	+0.949	1:42.837
2	1:10.003	+1.096	1:25.840
3	1:10.064	+1.157	1:40.904
4	1:14.001	+5.094	1:51.905
5	1:10.482	+1.575	1:27.387
6	1:09.149	+0.242	1:36.536
7	1:08.907		1:45.443
8	1:10.707	+1.800	1:56.150
<b>(17) Stephen Roche</b>			
1	1:11.146	+1.649	1:44.502
2	1:10.336	+0.839	1:24.838
3	1:11.150	+1.653	1:40.988
4	1:09.838	+0.341	1:51.826
5	1:12.229	+2.732	1:28.055
6	1:09.898	+0.401	1:37.953
7	1:10.473	+0.976	1:48.426
8	1:09.497		1:57.923
<b>(114) Brendan Ellis</b>			
1	1:12.070	+2.228	1:42.201
2	1:10.758	+0.914	1:25.959
3	1:11.901	+2.057	1:40.860
4	1:09.844		1:14.704

Lap	Lap Tm	Diff	me of Day
5	1:11.473	+1.629	1:26.177
6	1:11.015	+1.171	1:37.192
<b>(11) Jonathan Mannix</b>			
1	1:24.323	+14.167	1:20.994
2	1:10.920	+0.764	1:31.914
3	1:10.156		1:42.070
4	1:10.850	+0.694	1:53.920
5	1:10.302	+0.146	1:45.222
6	1:11.048	+0.892	1:56.270
7	1:10.647	+0.491	1:06.917
<b>(11) Brian Cowan</b>			
1	1:11.142	+0.539	1:40.345
2	1:11.788	+1.185	1:25.133
3	1:10.617	+0.014	1:40.750
4	1:10.603		1:51.353
5	1:15.058	+4.455	1:28.411
6	1:14.895	+4.292	1:43.306
7	1:11.099	+0.496	1:54.405
8	1:10.663	+0.060	1:05.068
<b>(43) Lee Flynn</b>			
1	1:10.690		1:51.075
2	1:12.429	+1.739	1:30.504
3	1:12.187	+1.497	1:45.691
4	1:11.056	+0.366	1:56.747
p5	2:46.387	35.697	1:81.134
6	1:23.373	+12.683	1:36.507
<b>(18) Oliver Devlin</b>			
1	1:11.182	+0.223	1:46.474
2	1:10.959		1:27.433
3	1:11.205	+0.246	1:48.638
4	1:24.388	+13.429	1:53.026
5	1:11.497	+0.538	1:44.523
6	1:12.426	+1.467	1:56.949
7	1:11.155	+0.196	1:08.104

Results provisional until the conclusion of judicial and technical matters

Orbits

Timekeeper: D.Bradfield

Clerk of Course: Chris Edwards

www.mylaps.com

Live timing available at timing.rhwright.

Licensed to: R.H.Wright Timing

Printed: 28/07/2024 18:43:36



## 500MRCI Kirkistown Mid Summer Meeting

Sorted on best lap time

Formula Vee

Kirkistown 500 MRCI 1.512 miles

Qualifying (Q4)

27/07/2024 09:30

Qualifying started at 9:49:01

Pos	No.	Name	Make	Best Tm	Diff	In Lap	Best Speed	2nd Best	In Lap
1	3	Gavin Buckley	Sheane FV99	<b>1:05.974</b>		3	82.503	1:06.027	5
2	27	Colm Blackburn	Leastone JH04	<b>1:06.518</b>	0.544	5	81.828	1:07.046	2
3	97	Jack Byrne	Sheane FV23	<b>1:06.562</b>	0.588	3	81.774	1:06.951	6
4	9	Robert Fleming	LOH Vee	<b>1:06.720</b>	0.746	3	81.580	1:07.819	4
5	22	Kieran Hannan	LOH Leastone	<b>1:07.071</b>	1.097	8	81.153	1:07.240	5
6	41	Niall O'Mara	Leastone JH04	<b>1:07.666</b>	1.692	4	80.440	1:08.008	7
7	56	Conor Melia	Sheane FV23	<b>1:07.720</b>	1.746	5	80.375	1:08.354	7
8	15	Paul Lewis	LOH Leastone	<b>1:08.066</b>	2.092	3	79.967	1:08.666	2
9	55	Fergal Begley	Sheane FV03	<b>1:08.202</b>	2.228	8	79.807	1:08.316	2
10	477	Charlie Hart	Leastone JH04	<b>1:08.336</b>	2.362	4	79.651	1:08.636	2
11	57	Ger Byrne	Sheane FV98	<b>1:08.363</b>	2.389	5	79.619	1:08.452	8
12	83	Andy Keogh	Sheane FV99	<b>1:08.698</b>	2.724	4	79.231	1:08.904	1
13	16	Simon Rudd	Sheane FV94	<b>1:08.750</b>	2.776	8	79.171	1:09.001	6
14	6	Colin Lewis	Leastone JH4	<b>1:08.907</b>	2.933	7	78.991	1:09.149	6
15	17	Stephen Roche	Sheane FV97	<b>1:09.497</b>	3.523	8	78.320	1:09.838	4
16	114	Brendan Ellis	Sheane FV93	<b>1:09.844</b>	3.870	4	77.931	1:10.758	2
17	11	Jonathan Mannix	Sheane FV90	<b>1:10.156</b>	4.182	3	77.585	1:10.302	5
18	111	Brian Cowan	Sheane FR01	<b>1:10.603</b>	4.629	4	77.093	1:10.617	3
19	43	Lee Flynn	Leastone	<b>1:10.690</b>	4.716	1	76.998	1:11.056	4
20	18	Oliver Devlin	Sheane FV95	<b>1:10.959</b>	4.985	2	76.707	1:11.155	7

Results provisional until the conclusion of judicial and technical matters

Orbits

Timekeeper: D.Bradfield

Clerk of Course: Chris Edwards

Live timing available at [timing.rhwright.co.uk](http://timing.rhwright.co.uk)

[www.mylaps.com](http://www.mylaps.com)

Licensed to: R.H.Wright Timing

Printed: 27/07/2024 10:09:22



**R.H.  
Wright**



**500MRCI Kirkistown Mid Summer Meeting**

**Formula Vee**

**Kirkistown 500 MRCI 1.512 miles**

**Race 1 (R4)**

**27/07/2024 12:15**

**Race (12:00 and 1 Laps) started at 12:22:29**

Lap	Lap Tm	Diff	me of Day
<b>(22) Kieran Hannan</b>			
1	1:15.181	+7.916	3:46.811
2	1:09.011	+1.746	1:55.822
3	1:07.966	+0.701	3:03.788
4	1:07.492	+0.227	7:11.280
5	1:07.265		3:18.545
6	1:07.744	+0.479	3:26.289
7	1:07.371	+0.106	3:33.660
8	1:07.355	+0.090	1:41.015
9	1:07.579	+0.314	2:48.594
10	1:07.667	+0.402	3:56.261
<b>(477) Charlie Hart</b>			
1	1:14.340	+6.545	3:47.582
2	1:09.923	+2.128	1:57.505
3	1:08.437	+0.642	3:05.942
4	1:07.795		7:13.737
5	1:07.954	+0.159	3:21.691
6	1:08.242	+0.447	3:29.933
7	1:08.049	+0.254	3:37.982
8	1:08.267	+0.472	1:46.249
9	1:08.994	+1.199	2:55.243
10	1:08.297	+0.502	1:03.540
<b>(15) Paul Lewis</b>			
1	1:14.175	+6.284	3:46.751
2	1:09.268	+1.377	1:56.019
3	1:09.065	+1.174	3:05.084
4	1:08.142	+0.251	7:13.226
5	1:07.891		3:21.117
6	1:08.490	+0.599	3:29.607
7	1:08.306	+0.415	3:37.913
8	1:08.220	+0.329	1:46.133
9	1:08.889	+0.996	2:55.022
10	1:08.999	+1.108	1:04.021
<b>(9) Robert Fleming</b>			
1	1:19.519	+12.387	3:51.005
2	1:09.595	+2.463	3:00.600
3	1:07.889	+0.757	3:08.489
4	1:07.132		7:15.621
5	1:09.644	+2.512	3:25.265
6	1:08.151	+1.019	3:33.416
7	1:07.976	+0.844	3:41.392
8	1:07.790	+0.658	1:49.182
9	1:07.557	+0.425	2:56.739
10	1:07.911	+0.779	1:04.650
<b>(6) Colin Lewis</b>			
1	1:15.847	+7.236	3:49.764
2	1:10.184	+1.573	1:59.948
3	1:09.496	+0.885	3:09.444
4	1:08.611		7:18.055
5	1:08.911	+0.300	3:26.966
6	1:08.773	+0.162	3:35.739
7	1:09.110	+0.499	3:44.849
8	1:09.025	+0.414	1:53.874
9	1:09.220	+0.609	3:03.094
10	1:09.288	+0.677	1:12.382
<b>(114) Brendan Ellis</b>			
1	1:16.423	+7.004	3:50.781
2	1:13.014	+3.595	3:03.795
3	1:10.856	+1.437	3:14.651
4	1:10.127	+0.708	7:24.778
5	1:09.617	+0.198	3:34.395
6	1:09.419		3:43.814
7	1:09.733	+0.314	3:53.547
8	1:11.271	+1.852	2:04.818
9	1:10.889	+1.470	3:15.707
10	1:10.908	+1.489	1:26.615
<b>(55) Fergal Begley</b>			

Lap	Lap Tm	Diff	me of Day
1	1:15.408	+7.391	3:48.176
2	1:09.741	+1.724	1:57.917
3	1:09.494	+1.477	3:07.411
4	1:08.017		7:15.428
5	1:18.008	+9.991	3:33.436
6	1:08.359	+0.342	3:41.795
7	1:08.743	+0.726	3:50.538
8	1:08.083	+0.066	1:58.621
9	1:08.389	+0.372	3:07.010
10	1:09.683	+1.666	1:16.693
<b>(83) Andy Keogh</b>			
1	1:14.935	+5.888	3:48.556
2	1:23.911	+14.864	3:12.467
3	1:09.495	+0.448	3:21.962
4	1:09.047		7:31.009
5	1:09.483	+0.436	3:40.492
6	1:09.577	+0.530	3:50.069
7	1:09.248	+0.201	3:59.317
8	1:09.631	+0.584	3:08.948
9	1:09.361	+0.314	3:18.309
10	1:09.856	+0.809	1:28.165
<b>(16) Simon Rudd</b>			
1	1:33.531	+24.549	1:07.068
2	1:11.760	+2.778	3:18.828
3	1:09.944	+0.962	3:28.772
4	1:09.826	+0.844	3:38.598
5	1:09.724	+0.742	3:48.322
6	1:09.496	+0.514	3:57.818
7	1:09.500	+0.518	1:07.318
8	1:10.901	+1.919	3:18.219
9	1:08.982		3:27.201
10	1:10.052	+1.070	1:37.253
<b>(43) Lee Flynn</b>			
1	1:16.986	+6.337	3:52.257
2	1:14.876	+4.227	3:07.133
3	1:11.838	+1.189	3:18.971
4	1:10.949	+0.300	3:29.920
5	1:11.403	+0.754	3:41.323
6	1:11.599	+0.950	3:52.922
7	1:11.998	+1.349	3:04.920
8	1:10.649		3:15.569
9	1:11.156	+0.507	3:26.725
10	1:10.828	+0.179	3:37.553
<b>(57) Ger Byrne</b>			
1	1:14.984	+7.026	3:48.115
2	1:09.648	+1.690	1:57.763
3	1:09.233	+1.275	3:06.996
4	1:07.958		7:14.954
5	1:09.254	+1.296	3:24.208
6	1:27.832	+19.874	3:52.040
7	1:10.040	+2.082	3:02.080
8	1:08.749	+0.791	3:10.829
9	1:08.702	+0.744	3:19.531
10	1:18.319	+10.361	3:37.850
<b>(18) Oliver Devlin</b>			
1	1:16.666	+5.613	3:51.972
2	1:13.823	+2.770	3:05.795
3	1:11.863	+0.810	3:17.658
4	1:11.053		7:28.711
5	1:11.795	+0.742	3:40.506
6	1:11.764	+0.711	3:52.270
7	1:14.219	+3.166	3:06.489
8	1:22.686	+11.633	3:29.175
9	1:12.440	+1.387	3:41.615
<b>(11) Jonathan Mannix</b>			
1	1:16.206	+6.144	3:50.737
2	1:10.905	+0.843	3:01.642
3	1:10.062		3:11.704

Lap	Lap Tm	Diff	me of Day
4	1:10.104	+0.042	3:21.808
5	1:10.314	+0.252	3:32.122
6	1:10.607	+0.545	3:42.729
7	1:10.653	+0.591	3:53.382
8	1:11.456	+1.394	3:04.838
<b>(111) Brian Cowan</b>			
1	1:16.579	+6.918	3:51.581
2	1:12.992	+3.331	3:04.573
3	1:11.037	+1.376	3:15.610
4	1:09.821	+0.160	3:25.431
5	1:10.222	+0.561	3:35.653
6	1:09.661		3:45.314
7	1:10.031	+0.370	3:55.345
8	1:09.927	+0.266	3:05.272
<b>(41) Niall O'Mara</b>			
1	1:14.487	+6.807	3:46.920
2	1:10.592	+2.912	3:57.512
3	1:09.661	+1.981	3:07.173
4	1:07.680		7:14.853
p5	2:29.375	21.695	3:44.228
6	1:26.941	+19.261	1:11.169
7	1:23.061	+15.381	3:34.230
8	1:28.089	+20.409	1:02.319
<b>(56) Conor Melia</b>			
1	1:15.304	+8.092	3:47.557
2	1:10.399	+3.187	3:57.956
3	1:09.472	+2.260	3:07.428
4	1:08.110	+0.898	3:15.538
5	1:10.000	+2.788	3:25.538
6	1:08.370	+1.158	3:33.908
7	1:07.742	+0.530	3:41.650
8	1:08.293	+1.081	3:49.943
9	1:07.212		3:57.155
10	1:07.566	+0.354	1:04.721

Results provisional until the conclusion of judicial and technical matters

Orbits

Timekeeper: D.Bradfield

Clerk of Course: Chris Edwards

Live timing available at [timing.rhwright.com](http://timing.rhwright.com)

[www.mylaps.com](http://www.mylaps.com)

Licensed to: R.H.Wright Timing

Printed: 28/07/2024 18:43:48



## 500MRCI Kirkistown Mid Summer Meeting

Sorted on Laps

Formula Vee

Kirkistown 500 MRCI 1.512 miles

Race 1 (R4)

27/07/2024 12:15

Race (12:00 and 1 Laps) started at 12:22:29

Pos	No.	Name	Make	Laps	Total Tm	Best Tm	Best Speed	In Lap	Avg. Speed
1	22	Kieran Hannan	LOH Leastone	10	11:26.743	1:07.265	80.919	5	79.258
2	477	Charlie Hart	Leastone JH04	10	11:34.022	1:07.795	80.286	4	78.427
3	15	Paul Lewis	LOH Leastone	10	11:34.503	1:07.891	80.173	5	78.373
4	9	Robert Fleming	LOH Vee	10	11:35.132	1:07.132	81.079	4	78.302
5	6	Colin Lewis	Leastone JH4	10	11:42.864	1:08.611	79.332	4	77.441
6	114	Brendan Ellis	Sheane FV93	10	11:57.097	1:09.419	78.408	6	75.904
7	55	Fergal Begley	Sheane FV03	10	11:57.175	1:08.017	80.024	4	75.895
8	83	Andy Keogh	Sheane FV99	10	11:58.647	1:09.047	78.831	4	75.740
9	16	Simon Rudd	Sheane FV94	10	12:07.735	1:08.982	78.905	9	74.794
10	43	Lee Flynn	Leastone	10	12:08.035	1:10.649	77.043	8	74.763
11	57	Ger Byrne	Sheane FV98	10	12:08.332	1:07.958	80.094	4	74.733
12	18	Oliver Devlin	Sheane FV95	9	11:12.097	1:11.053	76.605	4	72.887
13	11	Jonathan Mannix	Sheane FV90	8	9:35.320	1:10.062	77.689	3	75.687
14	111	Brian Cowan	Sheane FR01	8	9:35.754	1:09.661	78.136	6	75.630
15	41	Niall O'Mara	Leastone JH04	8	11:32.801	1:07.680	80.423	4	62.852
16	17	Stephen Roche	Sheane FV97		4.455		-	0	-
<b>Not classified</b>									
DNF	56	Conor Melia	Sheane FV23	10	11:35.203	1:07.212	80.983	9	78.294

### Announcements

Penalty - Car 55 +10s - False Start (Q12.14)

Race Red Flagged on lap 10 - Results based on lap 9 (Q12.15.4)

Margin of Victory	Avg. Speed	Best Lap Tm	Best Speed	Best Lap by
7.279	79.258	1:07.132	81.079	9 - Robert Fleming

Results provisional until the conclusion of judicial and technical matters

Orbits

Timekeeper: D.Bradfield

Clerk of Course: Chris Edwards

Live timing available at [timing.rhwright.co.uk](http://timing.rhwright.co.uk)

[www.mylaps.com](http://www.mylaps.com)

Licensed to: R.H.Wright Timing

Printed: 27/07/2024 12:38:09



## 500MRCI Kirkistown Mid Summer Meeting

Formula Vee

Kirkistown 500 MRCI 1.512 miles


Race 1 (R4)

27/07/2024 12:15

Race (12:00 and 1 Laps)

9	18	
	17	
8	111	43
	15	16
7	114	11
	13	14
6	6	17
	11	12
5	83	16
	9	10
4	477	57
	7	8
3	15	55
	5	6
2	41	56
	3	4
1	9	22
	1	2

POLE POSITION



Results provisional until the conclusion of judicial and technical matters

Orbits

Timekeeper: D.Bradfield

Clerk of Course: Chris Edwards

Live timing available at [timing.rhwright.co.uk](http://timing.rhwright.co.uk)

[www.mylaps.com](http://www.mylaps.com)

Licensed to: R.H.Wright Timing

Printed: 27/07/2024 10:15:28



**R.H.  
Wright**



**500MRCI Kirkistown Mid Summer Meeting**

**Formula Vee**

**Kirkistown 500 MRCI 1.512 miles**

**Race 2 (R11)**

**27/07/2024 15:10**

**Race started at 15:43:37**

Lap	Lap Tm	Diff	me of Day
<b>(27) Colm Blackburn</b>			
1	1:12.415	+6.380	1:51.358
2	1:07.045	+1.010	1:58.403
3	1:07.359	+1.324	1:05.762
4	1:06.525	+0.490	1:12.287
5	1:06.035		1:18.322
6	1:07.987	+1.952	1:26.309
7	1:07.421	+1.386	1:33.730
8	1:07.405	+1.370	1:41.135
9	1:16.456	+10.421	1:57.591
10	2:17.771	11.736	1:15.362
<b>(97) Jack Byrne</b>			
1	1:11.673	+5.568	1:51.578
2	1:06.920	+0.815	1:58.498
3	1:07.365	+1.260	1:05.863
4	1:06.871	+0.766	1:12.734
5	1:06.105		1:18.839
6	1:08.220	+2.115	1:27.059
7	1:06.684	+0.579	1:33.743
8	1:07.502	+1.397	1:41.245
9	1:16.846	+10.741	1:58.091
10	2:17.538	11.433	1:15.629
<b>(3) Gavin Buckley</b>			
1	1:11.973	+5.691	1:51.008
2	1:06.921	+0.639	1:57.929
3	1:07.681	+1.399	1:05.610
4	1:06.297	+0.015	1:11.907
5	1:06.262		1:18.189
6	1:15.453	+9.171	1:33.642
7	1:06.407	+0.125	1:40.049
8	1:06.502	+0.220	1:46.551
9	1:12.588	+6.306	1:59.139
10	2:17.220	10.938	1:16.359
<b>(9) Robert Fleming</b>			
1	1:12.765	+5.204	1:52.890
2	1:08.137	+0.576	1:01.027
3	1:07.753	+0.192	1:08.780
4	1:08.604	+1.043	1:17.384
5	1:09.541	+1.980	1:26.925
6	1:07.595	+0.034	1:34.520
7	1:07.722	+0.161	1:42.242
8	1:07.561		1:49.803
9	1:11.838	+4.277	1:01.641
10	2:15.655	08.094	1:17.296
<b>(22) Kieran Hannan</b>			
1	1:13.946	+6.712	1:54.760
2	1:08.018	+0.784	1:02.778
3	1:08.145	+0.911	1:10.923
4	1:07.388	+0.154	1:18.311
5	1:08.633	+1.399	1:26.944
6	1:07.732	+0.498	1:34.676
7	1:07.656	+0.422	1:42.332
8	1:07.234		1:49.566
9	1:12.831	+5.597	1:02.397
10	2:15.709	08.475	1:18.106
<b>(477) Charlie Hart</b>			
1	1:12.350	+4.688	1:53.532
2	1:07.989	+0.307	1:01.521
3	1:07.682		1:09.203
4	1:08.108	+0.426	1:17.311
5	1:11.246	+3.564	1:28.557
6	1:08.931	+1.249	1:37.488
7	1:08.535	+0.853	1:46.023
8	1:08.817	+1.135	1:54.840
9	1:09.424	+1.742	1:04.264
10	2:14.769	07.087	1:19.033
<b>(57) Ger Byrne</b>			

Lap	Lap Tm	Diff	me of Day
1	1:13.408	+5.412	1:55.088
2	1:07.996		1:03.084
3	1:08.128	+0.132	1:11.212
4	1:09.940	+1.944	1:21.152
5	1:09.079	+1.083	1:30.231
6	1:09.041	+1.045	1:39.272
7	1:08.609	+0.613	1:47.881
8	1:08.888	+0.892	1:56.769
9	1:08.152	+0.156	1:04.921
10	2:15.518	07.522	1:20.439
<b>(41) Niall O'Mara</b>			
1	1:11.851	+3.251	1:52.159
2	1:10.183	+1.583	1:02.342
3	1:08.691	+0.091	1:11.033
4	1:09.598	+0.998	1:20.631
5	1:09.441	+0.841	1:30.072
6	1:09.183	+0.583	1:39.255
7	1:08.946	+0.346	1:48.201
8	1:10.119	+1.519	1:58.320
9	1:08.600		1:06.920
10	2:14.062	05.462	1:20.982
<b>(55) Fergal Begley</b>			
1	1:14.906	+6.140	1:56.311
2	1:09.304	+0.538	1:05.615
3	1:11.076	+2.310	1:16.691
4	1:08.941	+0.175	1:25.632
5	1:08.872	+0.106	1:34.504
6	1:09.187	+0.421	1:43.691
7	1:08.766		1:52.457
8	1:08.870	+0.104	1:01.327
9	1:09.186	+0.420	1:10.513
10	2:11.399	02.633	1:21.912
<b>(6) Colin Lewis</b>			
1	1:14.050	+5.098	1:56.115
2	1:09.508	+0.556	1:05.623
3	1:10.688	+1.736	1:16.311
4	1:09.058	+0.106	1:25.369
5	1:08.952		1:34.321
6	1:09.374	+0.422	1:43.695
7	1:09.995	+1.043	1:53.690
8	1:08.966	+0.014	1:02.656
9	1:11.654	+2.702	1:14.310
10	2:08.085	+59.133	1:22.395
<b>(16) Simon Rudd</b>			
1	1:14.509	+5.395	1:56.679
2	1:09.209	+0.095	1:05.888
3	1:10.744	+1.630	1:16.632
4	1:09.802	+0.688	1:26.434
5	1:09.211	+0.097	1:35.645
6	1:09.114		1:44.759
7	1:09.184	+0.070	1:53.943
8	1:09.155	+0.041	1:03.098
9	1:11.468	+2.354	1:14.566
10	2:08.650	+59.536	1:23.216
<b>(15) Paul Lewis</b>			
1	1:12.360	+3.931	1:53.201
2	1:08.429		1:01.630
3	1:09.190	+0.761	1:10.820
4	1:10.190	+1.761	1:21.010
5	1:09.009	+0.580	1:30.019
6	1:09.068	+0.639	1:39.087
7	1:08.758	+0.329	1:47.845
8	1:18.026	+9.597	1:05.871
9	1:10.988	+2.559	1:16.859
10	2:07.256	+58.827	1:24.115
<b>(114) Brendan Ellis</b>			
1	1:16.816	+6.365	1:59.031
2	1:10.489	+0.038	1:09.520

Lap	Lap Tm	Diff	me of Day
3	1:11.789	+1.338	1:21.309
4	1:10.764	+0.313	1:32.073
5	1:11.301	+0.850	1:43.374
6	1:10.795	+0.344	1:54.169
7	1:10.451		1:04.620
8	1:12.659	+2.208	1:17.279
9	1:11.976	+1.525	1:29.255
10	1:55.912	+45.461	1:25.167
<b>(11) Jonathan Mannix</b>			
1	1:15.853	+6.490	1:58.317
2	1:11.298	+1.935	1:09.615
3	1:16.213	+6.850	1:25.828
4	1:10.319	+0.956	1:36.147
5	1:09.363		1:45.510
6	1:10.600	+1.237	1:56.110
7	1:10.119	+0.756	1:06.229
8	1:11.009	+1.646	1:17.238
9	1:12.774	+3.411	1:30.012
10	1:56.110	+46.747	1:26.122
<b>(18) Oliver Devlin</b>			
1	1:19.652	+7.612	1:02.937
2	1:12.237	+0.197	1:15.174
3	1:12.040		1:27.214
4	1:12.422	+0.382	1:39.636
5	1:13.773	+1.733	1:53.409
6	1:13.240	+1.200	1:06.649
7	1:13.421	+1.381	1:20.070
8	1:14.605	+2.565	1:34.675
9	1:16.583	+4.543	1:51.258
10	1:36.036	+23.996	1:27.294
<b>(111) Brian Cowan</b>			
1	1:17.115	+7.189	1:00.086
2	1:10.849	+0.923	1:10.935
3	1:11.867	+1.941	1:22.802
4	1:11.073	+1.147	1:33.875
5	1:10.911	+0.985	1:44.786
6	1:09.926		1:54.712
7	1:10.275	+0.349	1:04.987
8	1:11.280	+1.354	1:16.267
9	1:43.860	+33.934	1:00.127
10	1:28.235	+18.309	1:28.362
<b>(43) Lee Flynn</b>			
1	1:19.418	+9.072	1:02.355
2	1:10.692	+0.346	1:13.047
3	1:11.156	+0.810	1:24.203
4	1:10.551	+0.205	1:34.754
5	1:10.346		1:45.100
6	1:10.419	+0.073	1:55.519
7	1:11.435	+1.089	1:06.954
<b>(83) Andy Keogh</b>			
1	1:19.217	+8.330	1:00.837
2	1:10.887		1:11.724
3	1:11.068	+0.181	1:22.792
4	1:12.874	+1.987	1:35.666

Results provisional until the conclusion of judicial and technical matters

Orbits

Timekeeper: D.Bradfield

Clerk of Course: Chris Edwards

Live timing available at [timing.rhwright.com](http://timing.rhwright.com)

[www.mylaps.com](http://www.mylaps.com)

Printed: 28/07/2024 18:43:59

Licensed to: R.H.Wright Timing



## 500MRCI Kirkistown Mid Summer Meeting

Sorted on Laps

Formula Vee

Kirkistown 500 MRCI 1.512 miles

Race 2 (R11)

27/07/2024 15:10

Race started at 15:43:37

Pos	No.	Name	Make	Laps	Total Tm	Best Tm	Best Speed	In Lap	Avg. Speed
1	27	Colm Blackburn	Leastone JH04	10	12:38.177	<b>1:06.035</b>	82.426	5	71.791
2	97	Jack Byrne	Sheane FV23	10	12:38.444	<b>1:06.105</b>	82.339	5	71.766
3	3	Gavin Buckley	Sheane FV99	10	12:39.174	<b>1:06.282</b>	82.119	5	71.697
4	9	Robert Fleming	LOH Vee	10	12:40.111	<b>1:07.561</b>	80.565	8	71.608
5	22	Kieran Hannan	LOH Leastone	10	12:40.921	<b>1:07.234</b>	80.956	8	71.532
6	477	Charlie Hart	Leastone JH04	10	12:41.848	<b>1:07.682</b>	80.420	3	71.445
7	57	Ger Byrne	Sheane FV98	10	12:43.254	<b>1:07.996</b>	80.049	2	71.313
8	41	Niall O'Mara	Leastone JH04	10	12:43.797	<b>1:08.600</b>	79.344	9	71.263
9	55	Fergal Begley	Sheane FV03	10	12:44.727	<b>1:08.766</b>	79.153	7	71.176
10	6	Colin Lewis	Leastone JH4	10	12:45.210	<b>1:08.952</b>	78.939	5	71.131
11	16	Simon Rudd	Sheane FV94	10	12:46.031	<b>1:09.114</b>	78.754	6	71.055
12	15	Paul Lewis	LOH Leastone	10	12:46.930	<b>1:08.429</b>	79.543	2	70.972
13	114	Brendan Ellis	Sheane FV93	10	12:47.982	<b>1:10.451</b>	77.260	7	70.874
14	11	Jonathan Mannix	Sheane FV90	10	12:48.937	<b>1:09.363</b>	78.472	5	70.786
15	18	Oliver Devlin	Sheane FV95	10	12:50.109	<b>1:12.040</b>	75.556	3	70.679
16	111	Brian Cowan	Sheane FR01	10	12:51.177	<b>1:09.926</b>	77.840	6	70.581
<b>Not classified</b>									
DNF	43	Lee Flynn	Leastone	7	8:29.769	<b>1:10.346</b>	77.375	5	74.742
DNF	83	Andy Keogh	Sheane FV99	4	4:58.481	<b>1:10.887</b>	76.784	2	72.943
DNS	56	Conor Melia	Sheane FV23				-	0	-
DNS	17	Stephen Roche	Sheane FV97				-	0	-

### Announcements

Race finished under Safety Car conditions

Margin of Victory	Avg. Speed	Best Lap Tm	Best Speed	Best Lap by
0.267	71.791	1:06.035	82.426	27 - Colm Blackburn

Results provisional until the conclusion of judicial and technical matters

Orbits

Timekeeper: D.Bradfield

Clerk of Course: Chris Edwards

Live timing available at [timing.rhwright.co.uk](http://timing.rhwright.co.uk)

[www.mylaps.com](http://www.mylaps.com)

Licensed to: R.H.Wright Timing

Printed: 27/07/2024 15:57:53



**500MRCI Kirkistown Mid Summer Meeting**

Formula Vee

Kirkistown 500 MRCI 1.512 miles

Race 2 (R11)

27/07/2024 15:10

Race (12:00 and 1 Laps)

10	43	18
	19	20
9	11	111
	17	18
8	17	114
	15	16
7	16	6
	13	14
6	57	83
	11	12
5	55	477
	9	10
4	56	15
	7	8
3	22	41
	5	6
2	97	9
	3	4
1	3	27
	1	2

POLE POSITION



Results provisional until the conclusion of judicial and technical matters

Orbits

Timekeeper: D.Bradfield

Clerk of Course: Chris Edwards

Live timing available at [timing.rhwright.co.uk](http://timing.rhwright.co.uk)

[www.mylaps.com](http://www.mylaps.com)

Printed: 27/07/2024 10:16:21

Licensed to: R.H.Wright Timing





**R.H.  
Wright**



**500MRCI Kirkistown Mid Summer Meeting**

**Future Classics**

**Kirkistown 500 MRCI 1.512 miles**

**Qualifying (Q3)**

**27/07/2024 09:15**

**Qualifying started at 9:32:55**

Lap	Lap Tm	Diff	me of Day
<b>(477) Patrick Malley</b>			
1	1:10.515	+0.282	15:48.876
2	1:11.513	+1.280	17:00.389
3	1:10.753	+0.520	38:11.142
4	1:13.465	+3.232	19:24.607
5	1:10.233		10:34.840
<b>(33) Paul Flanagan</b>			
1	1:14.606	+4.281	16:05.932
2	1:11.664	+1.339	17:17.596
3	1:11.090	+0.765	18:28.686
4	1:10.325		39:39.011
5	1:11.686	+1.361	10:50.697
<b>(400) Taylor Frizzell</b>			
1	1:12.271	+0.271	15:34.392
2	1:12.393	+0.393	16:46.785
3	1:13.702	+1.702	18:00.487
4	1:12.551	+0.551	19:13.038
5	1:12.000		10:25.038
<b>(28) Peter Bennett</b>			
1	1:12.996	+0.301	15:29.281
2	1:14.394	+1.699	16:43.675
3	1:15.440	+2.745	37:59.115
4	1:12.695		39:11.810
p5	1:53.820	+41.125	1:05.630
<b>(4) Johnny Titterington</b>			
1	1:12.771		15:30.739
2	1:13.235	+0.464	16:43.974
3	1:13.866	+1.095	17:57.840
4	1:13.321	+0.550	39:11.161
<b>(96) Darren Gilmore</b>			
1	1:12.906		15:29.613
2	1:13.444	+0.538	16:43.057
3	1:21.459	+8.553	18:04.516
4	1:13.063	+0.157	19:17.579
<b>(98) Craig Gilmore</b>			
1	1:13.364	+0.327	15:33.599
2	1:13.037		16:46.636
3	1:15.634	+2.597	18:02.270
<b>(11) Paul Stewart</b>			
1	1:13.128		15:32.515
2	1:13.320	+0.192	16:45.835
3	1:13.957	+0.829	17:59.792
4	1:14.201	+1.073	19:13.993
5	1:13.450	+0.322	10:27.443
<b>(55) Mark Stewart</b>			
1	1:13.400	+0.045	15:32.051
2	1:13.381	+0.026	16:45.432
3	1:13.927	+0.572	17:59.359
4	1:13.980	+0.625	19:13.339
5	1:13.355		10:26.694
<b>(88) Chris Doherty</b>			
1	1:13.867		15:40.077
2	1:13.942	+0.075	16:54.019
3	1:14.255	+0.388	18:08.274
4	1:18.408	+4.541	19:26.682
5	1:15.275	+1.408	10:41.957
<b>(6) Jack Conachy</b>			
1	1:14.291	+0.264	15:45.410
2	1:17.668	+3.641	17:03.078
3	1:14.027		18:17.105
4	1:14.473	+0.446	19:31.578
5	1:14.644	+0.617	10:46.222

Lap	Lap Tm	Diff	me of Day
<b>(117) Noel Conachy</b>			
1	1:14.885	+0.029	15:48.706
2	1:15.819	+0.963	17:04.525
3	1:14.856		18:19.381
4	1:15.149	+0.293	19:34.530
5	1:16.657	+1.801	10:51.187
<b>(13) Raymond Melia</b>			
1	1:15.195		16:44.422
2	2:13.222	+58.027	10:57.644
<b>(52) Alan Sweetman</b>			
1	1:17.336	+0.908	16:01.403
2	1:18.662	+2.234	17:20.065
3	1:18.228	+1.800	18:38.293
4	1:16.645	+0.217	19:54.938
5	1:16.428		11:11.366
<b>(217) Aidan Mulready</b>			
1	1:18.866	+1.006	16:22.321
2	1:17.860		17:40.181
p3	2:21.144	33.284	10:01.325
<b>(66) John Linnane</b>			
1	1:18.731	+0.104	16:13.700
2	1:18.627		17:32.327
<b>(43) Tristan Adam</b>			
1	1:23.726	+2.346	16:35.851
2	1:21.380		17:57.231
3	1:31.478	+10.098	19:28.709
<b>(18) Aaron Linnane</b>			
1	1:21.881		16:39.082
2	1:28.426	+6.545	18:07.508
3	1:21.903	+0.022	19:29.411
4	1:22.930	+1.049	10:52.341

Lap	Lap Tm	Diff	me of Day
-----	--------	------	-----------

Results provisional until the conclusion of judicial and technical matters

Orbits

Timekeeper: D.Bradfield

Clerk of Course: Chris Edwards

Live timing available at [timing.rhwright.com](http://timing.rhwright.com)

[www.mylaps.com](http://www.mylaps.com)

Licensed to: R.H.Wright Timing

Printed: 28/07/2024 18:44:11



## 500MRCI Kirkistown Mid Summer Meeting

Sorted on best lap time

Future Classics

Kirkistown 500 MRCI 1.512 miles

Qualifying (Q3)

27/07/2024 09:15

Qualifying started at 9:32:55

Pos	No.	Name	Make	Best Tm	Diff	In Lap	Best Speed	2nd Best	In Lap
1	477	Patrick Malley	2.0 Honda Civic	<b>1:10.233</b>		5	77.499	1:10.515	1
2	33	Paul Flanagan	2.0 Renault Clio	<b>1:10.325</b>	0.092	4	77.398	1:11.090	3
3	400	Taylor Frizzell	1.6 Mini Cooper	<b>1:12.000</b>	1.767	5	75.597	1:12.271	1
4	28	Peter Bennett	1.6 BMW Mini	<b>1:12.695</b>	2.462	4	74.875	1:12.996	1
5	4	Johnny Titterington	1.6 BMW Mini	<b>1:12.771</b>	2.538	1	74.797	1:13.235	2
6	96	Darren Gilmore	1.6 BMW Mini	<b>1:12.906</b>	2.673	1	74.658	1:13.063	4
7	98	Craig Gilmore	1.6 BMW Mini	<b>1:13.037</b>	2.804	2	74.524	1:13.364	1
8	11	Paul Stewart	1.6 BMW Mini	<b>1:13.128</b>	2.895	1	74.431	1:13.320	2
9	55	Mark Stewart	1.6 BMW Mini	<b>1:13.355</b>	3.122	5	74.201	1:13.381	2
10	88	Chris Doherty	1.6 BMW Mini	<b>1:13.867</b>	3.634	1	73.687	1:13.942	2
11	6	Jack Conachy	1.6 BMW Mini	<b>1:14.027</b>	3.794	3	73.527	1:14.291	1
12	117	Noel Conachy	1.6 BMW Mini	<b>1:14.856</b>	4.623	3	72.713	1:14.885	1
13	13	Raymond Melia	1.8 Toyota Celica	<b>1:15.195</b>	4.962	1	72.385	2:13.222	2
14	52	Alan Sweetman	1.6 Mini Cooper	<b>1:16.428</b>	6.195	5	71.218	1:16.645	4
15	217	Aidan Mulready	1.3 Ford Fiesta	<b>1:17.860</b>	7.627	2	69.908	1:18.866	1
16	66	John Linnane	1.6 Fiat Punto	<b>1:18.627</b>	8.394	2	69.226	1:18.731	1
17	43	Tristan Adam	1.1 Mazda RX7	<b>1:21.380</b>	11.147	2	66.884	1:23.726	1
18	18	Aaron Linnane	1.4 Fiat Punto	<b>1:21.881</b>	11.648	1	66.475	1:21.903	3

Results provisional until the conclusion of judicial and technical matters

Orbits

Timekeeper: D.Bradfield

Clerk of Course: Chris Edwards

Live timing available at [timing.rhwright.co.uk](http://timing.rhwright.co.uk)

[www.mylaps.com](http://www.mylaps.com)

Licensed to: R.H.Wright Timing

Printed: 27/07/2024 09:46:56



**R.H.  
Wright**



**500MRCI Kirkistown Mid Summer Meeting**

**Future Classics**

**Kirkistown 500 MRCI 1.512 miles**

**Race 1 (R3)**

**27/07/2024 11:50**

**Race (12:00 and 1 Laps) started at 12:00:41**

Lap	Lap Tm	Diff	me of Day
<b>(33) Paul Flanagan</b>			
1	1:17.128	+5.589	1:01.481
2	1:11.601	+0.062	1:13.082
3	1:12.360	+0.821	1:25.442
4	1:12.892	+1.353	1:38.334
5	1:11.853	+0.314	1:50.187
6	1:11.591	+0.052	1:01.778
7	1:11.742	+0.203	1:13.520
8	1:11.539		1:25.059
9	1:12.193	+0.654	1:37.252
10	1:11.880	+0.341	1:49.132
11	1:11.714	+0.175	1:00.846

Lap	Lap Tm	Diff	me of Day
<b>(400) Taylor Frizzell</b>			
1	1:17.843	+6.140	1:02.829
2	1:12.339	+0.636	1:15.168
3	1:12.521	+0.818	1:27.689
4	1:11.975	+0.272	1:39.664
5	1:11.772	+0.069	1:51.436
6	1:11.703		1:03.139
7	1:11.748	+0.045	1:14.887
8	1:11.919	+0.216	1:26.806
9	1:12.039	+0.336	1:38.845
10	1:12.084	+0.381	1:50.929
11	1:11.900	+0.197	1:02.829

Lap	Lap Tm	Diff	me of Day
<b>(13) Raymond Melia</b>			
1	1:18.014	+6.044	1:05.901
2	1:14.238	+2.268	1:20.139
3	1:12.314	+0.344	1:32.453
4	1:12.281	+0.311	1:44.734
5	1:12.043	+0.073	1:56.777
6	1:12.463	+0.493	1:09.240
7	1:11.970		1:21.210
8	1:12.160	+0.190	1:33.370
9	1:12.202	+0.232	1:45.572
10	1:16.145	+4.175	1:01.717
11	1:15.734	+3.764	1:17.451

Lap	Lap Tm	Diff	me of Day
<b>(96) Darren Gilmore</b>			
1	1:19.212	+6.239	1:04.810
2	1:14.366	+1.393	1:19.176
3	1:14.531	+1.558	1:33.707
4	1:14.078	+1.105	1:47.785
5	1:13.296	+0.323	1:01.081
6	1:12.973		1:14.054
7	1:13.298	+0.325	1:27.352
8	1:13.224	+0.251	1:40.576
9	1:13.166	+0.193	1:53.742
10	1:13.318	+0.345	1:07.060
11	1:14.239	+1.266	1:21.299

Lap	Lap Tm	Diff	me of Day
<b>(28) Peter Bennett</b>			
1	1:19.674	+6.501	1:04.619
2	1:14.673	+1.500	1:19.292
3	1:15.277	+2.104	1:34.569
4	1:14.316	+1.143	1:48.885
5	1:13.173		1:02.058
6	1:13.198	+0.025	1:15.256
7	1:13.234	+0.061	1:28.490
8	1:13.457	+0.284	1:41.947
9	1:13.589	+0.416	1:55.536
10	1:13.894	+0.721	1:09.430
11	1:13.656	+0.483	1:23.086

Lap	Lap Tm	Diff	me of Day
<b>(4) Johnny Titterington</b>			
1	1:18.716	+5.742	1:04.553
2	1:14.980	+2.006	1:19.533
3	1:14.121	+1.147	1:33.654
4	1:13.821	+0.847	1:47.475
5	1:13.147	+0.173	1:00.622
6	1:12.974		1:13.586
7	1:13.295	+0.321	1:26.891

Lap	Lap Tm	Diff	me of Day
8	1:13.316	+0.342	1:40.207
9	1:13.164	+0.190	1:53.371
10	1:13.336	+0.362	1:06.707
11	1:13.424	+0.450	1:20.131
<b>(11) Paul Stewart</b>			
1	1:19.053	+5.262	1:04.988
2	1:14.653	+0.862	1:19.641
3	1:15.283	+1.492	1:34.924
4	1:14.340	+0.549	1:49.264
5	1:13.791		1:03.055
6	1:13.991	+0.200	1:17.046
7	1:14.440	+0.649	1:31.486
8	1:14.630	+0.839	1:46.116
9	1:15.433	+1.642	1:01.549
10	1:15.244	+1.453	1:16.793
11	1:15.288	+1.497	1:32.081

Lap	Lap Tm	Diff	me of Day
<b>(6) Jack Conachy</b>			
1	1:19.296	+5.690	1:06.296
2	1:15.997	+2.391	1:22.293
3	1:13.687	+0.081	1:35.980
4	1:13.817	+0.211	1:49.797
5	1:14.222	+0.616	1:04.019
6	1:13.606		1:17.625
7	1:13.836	+0.230	1:31.461
8	1:17.847	+4.241	1:49.308
9	1:13.964	+0.358	1:03.272
10	1:14.959	+1.353	1:18.231
11	1:14.083	+0.477	1:32.314

Lap	Lap Tm	Diff	me of Day
<b>(88) Chris Doherty</b>			
1	1:21.877	+8.129	1:08.544
2	1:15.120	+1.372	1:23.664
3	1:13.939	+0.191	1:37.603
4	1:15.008	+1.260	1:52.611
5	1:15.333	+1.585	1:07.944
6	1:14.120	+0.372	1:22.064
7	1:14.445	+0.697	1:36.509
8	1:14.287	+0.539	1:50.796
9	1:13.952	+0.204	1:04.748
10	1:14.440	+0.692	1:19.188
11	1:13.748		1:32.936

Lap	Lap Tm	Diff	me of Day
<b>(98) Craig Gilmore</b>			
1	1:18.452	+4.819	1:04.411
2	1:14.553	+0.920	1:18.964
3	1:15.177	+1.544	1:34.141
4	1:15.083	+1.450	1:49.224
5	1:15.109	+1.476	1:04.333
6	1:13.633		1:17.966
7	1:13.772	+0.139	1:31.738
8	1:14.442	+0.809	1:46.180
9	1:15.071	+1.438	1:01.251
10	1:15.372	+1.739	1:16.623
11	1:15.254	+1.621	1:31.877

Lap	Lap Tm	Diff	me of Day
<b>(117) Noel Conachy</b>			
1	1:20.217	+5.709	1:07.279
2	1:15.418	+0.910	1:22.697
3	1:14.768	+0.260	1:37.465
4	1:15.017	+0.509	1:52.482
5	1:15.616	+1.108	1:08.098
6	1:14.751	+0.243	1:22.849
7	1:14.508		1:37.357
8	1:15.440	+0.932	1:52.797
9	1:14.790	+0.282	1:07.587
10	1:15.165	+0.657	1:22.752
11	1:15.199	+0.691	1:37.951

Lap	Lap Tm	Diff	me of Day
<b>(66) John Linnane</b>			
1	1:20.975	+6.259	1:09.180
2	1:15.786	+1.070	1:24.966
3	1:15.612	+0.896	1:40.578

Lap	Lap Tm	Diff	me of Day
4	1:15.390	+0.674	1:55.968
5	1:15.270	+0.554	1:11.238
6	1:14.716		1:25.954
7	1:15.692	+0.976	1:41.646
8	1:15.515	+0.799	1:57.161
9	1:14.986	+0.270	1:12.147
10	1:15.089	+0.373	1:27.236
11	1:15.447	+0.731	1:42.683

Lap	Lap Tm	Diff	me of Day
<b>(52) Alan Sweetman</b>			
1	1:20.492	+4.870	1:08.393
2	1:16.183	+0.561	1:24.576
3	1:15.822	+0.200	1:40.398
4	1:16.503	+0.881	1:56.901
5	1:15.622		1:12.523
6	1:15.765	+0.143	1:28.288
7	1:17.176	+1.554	1:45.464
8	1:16.218	+0.596	1:01.682
9	1:16.607	+0.985	1:18.289
10	1:16.347	+0.725	1:34.636
11	1:17.360	+1.738	1:51.996

Lap	Lap Tm	Diff	me of Day
<b>(18) Aaron Linnane</b>			
1	1:25.797	+10.370	1:15.072
2	1:18.387	+2.960	1:33.459
3	1:17.007	+1.580	1:50.466
4	1:16.325	+0.898	1:06.791
5	1:15.427		1:22.218
6	1:15.550	+0.123	1:37.768
7	1:16.068	+0.641	1:53.836
8	1:15.452	+0.025	1:09.288
9	1:16.352	+0.925	1:25.640
10	1:16.232	+0.805	1:41.872
11	1:16.104	+0.677	1:57.976

Lap	Lap Tm	Diff	me of Day
<b>(217) Aidan Mulready</b>			
1	1:23.761	+5.850	1:12.099
2	1:17.989	+0.078	1:30.088
3	1:18.245	+0.334	1:48.333
4	1:18.545	+0.634	1:06.878
5	1:18.536	+0.625	1:25.414
6	1:17.911		1:43.325
7	1:18.631	+0.720	1:01.956
8	1:18.283	+0.372	1:20.239
9	1:18.479	+0.568	1:38.718
10	1:18.877	+0.966	1:57.595
11	1:18.253	+0.342	1:15.848

Lap	Lap Tm	Diff	me of Day
<b>(55) Mark Stewart</b>			
1	1:18.932	+4.896	1:05.451
2	1:15.470	+1.434	1:20.921
3	1:14.061	+0.025	1:34.982
4	1:14.445	+0.409	1:49.427
5	1:14.036		1:03.463
6	1:14.113	+0.077	1:17.576
7	1:14.368	+0.332	1:31.944
8	1:14.746	+0.710	1:46.690
9	1:14.900	+0.864	1:01.590

Lap	Lap Tm	Diff	me of Day
<b>(43) Tristan Adam</b>			
1	1:25.206	+5.525	1:13.927
2	1:19.681		1:33.608
3	1:20.136	+0.455	1:53.744

Results provisional until the conclusion of judicial and technical matters

Orbits

Timekeeper: D.Bradfield

Clerk of Course: Chris Edwards

www.mylaps.com

Live timing available at timing.rhwright.

Licensed to: R.H.Wright Timing

Printed: 28/07/2024 18:44:23



## 500MRCI Kirkistown Mid Summer Meeting

Sorted on Laps

### Future Classics

Kirkistown 500 MRCI 1.512 miles

### Race 1 (R3)

27/07/2024 11:50

Race (12:00 and 1 Laps) started at 12:00:41

Pos	No.	Name	Make	Laps	Total Tm	Best Tm	Best Speed	In Lap	Avg. Speed
1	33	Paul Flanagan	2.0 Renault Clio	11	13:18.909	1:11.539	76.085	8	74.944
2	400	Taylor Frizzell	1.6 Mini Cooper	11	13:20.892	1:11.703	75.911	6	74.758
3	13	Raymond Melia	1.8 Toyota Celica	11	13:35.514	1:11.970	75.629	7	73.418
4	96	Darren Gilmore	1.6 BMW Mini	11	13:39.362	1:12.973	74.590	6	73.073
5	28	Peter Bennett	1.6 BMW Mini	11	13:41.149	1:13.173	74.386	5	72.914
6	4	Johnny Titterington	1.6 BMW Mini	11	13:48.194	1:12.974	74.588	6	72.294
7	11	Paul Stewart	1.6 BMW Mini	11	13:50.144	1:13.791	73.763	5	72.124
8	6	Jack Conachy	1.6 BMW Mini	11	13:50.377	1:13.606	73.948	6	72.104
9	88	Chris Doherty	1.6 BMW Mini	11	13:50.999	1:13.748	73.806	11	72.050
10	98	Craig Gilmore	1.6 BMW Mini	11	13:54.940	1:13.633	73.921	6	71.710
11	117	Noel Conachy	1.6 BMW Mini	11	13:56.014	1:14.508	73.053	7	71.617
12	66	John Linnane	1.6 Fiat Punto	11	14:00.746	1:14.716	72.849	6	71.214
13	52	Alan Sweetman	1.6 Mini Cooper	11	14:10.059	1:15.622	71.977	5	70.434
14	18	Aaron Linnane	1.4 Fiat Punto	11	14:16.039	1:15.427	72.163	5	69.942
15	217	Aidan Mulready	1.3 Ford Fiesta	11	14:33.911	1:17.911	69.862	6	68.512
<b>Not classified</b>									
DNF	55	Mark Stewart	1.6 BMW Mini	9	11:19.653	1:14.036	73.519	5	72.077
DNF	43	Tristan Adam	1.1 Mazda RX7	3	4:11.807	1:19.681	68.310	2	64.848
DNS	477	Patrick Malley	2.0 Honda Civic				-	0	-

### Announcements

Penalty - Car 4 +10s - False Start (Q12.14)

Penalty - Car 98 +10s - False Start (Q12.14)

Margin of Victory	Avg. Speed	Best Lap Tm	Best Speed	Best Lap by
1.983	74.944	1:11.539	76.085	33 - Paul Flanagan

Results provisional until the conclusion of judicial and technical matters

Orbits

Timekeeper: D.Bradfield

Clerk of Course: Chris Edwards

Live timing available at [timing.rhwright.co.uk](http://timing.rhwright.co.uk)

[www.mylaps.com](http://www.mylaps.com)

Licensed to: R.H.Wright Timing

Printed: 27/07/2024 12:15:59



**R.H. Wright**  
**Timing**



**500MRCI Kirkistown Mid Summer Meeting**

Future Classics

Kirkistown 500 MRCI 1.512 miles


Race 1 (R3)

27/07/2024 11:50

Race (12:00 and 1 Laps)

9	18	400
	17	18
8	66	43
	15	16
7	52	217
	13	14
6	6	117
	11	12
5	55	88
	9	10
4	98	11
	7	8
3	4	96
	5	6
2	13	28
	3	4
1	477	33
	1	2

POLE POSITION



Results provisional until the conclusion of judicial and technical matters

Orbits

Timekeeper: D.Bradfield

Clerk of Course: Chris Edwards

Live timing available at [timing.rhwright.co.uk](http://timing.rhwright.co.uk)

[www.mylaps.com](http://www.mylaps.com)

Printed: 27/07/2024 11:05:02

Licensed to: R.H.Wright Timing



**R.H.  
Wright**



**500MRCI Kirkistown Mid Summer Meeting**

**Future Classics**

**Kirkistown 500 MRCI 1.512 miles**

**Race 2 (R10)**

**27/07/2024 14:45**

**Race (12:00 and 1 Laps) started at 15:22:19**

Lap	Lap Tm	Diff	me of Day
<b>(477) Patrick Malley</b>			
1	1:19.032	+8.401	1:40.982
2	1:11.275	+0.644	1:52.257
3	1:10.631		1:02.888
4	1:10.658	+0.027	1:13.546
5	1:11.993	+1.362	1:25.539
6	1:12.438	+1.807	1:37.977
7	1:13.623	+2.992	1:51.600
8	1:12.840	+2.209	1:04.440
9	1:12.993	+2.362	1:17.433
10	1:13.524	+2.893	1:30.957
11	1:12.815	+2.184	1:43.772

Lap	Lap Tm	Diff	me of Day
<b>(400) Taylor Frizzell</b>			
1	1:20.283	+8.227	1:46.197
2	1:14.010	+1.954	1:00.207
3	1:13.847	+1.791	1:14.054
4	1:12.427	+0.371	1:26.481
5	1:12.633	+0.577	1:39.114
6	1:13.583	+1.527	1:52.697
7	1:12.557	+0.501	1:05.254
8	1:12.395	+0.339	1:17.649
9	1:12.056		1:29.705
10	1:12.486	+0.430	1:42.191
11	1:12.455	+0.399	1:54.646

Lap	Lap Tm	Diff	me of Day
<b>(4) Johnny Titterington</b>			
1	1:17.886	+4.619	1:41.224
2	1:13.267		1:54.491
3	1:14.859	+1.592	1:09.350
4	1:14.503	+1.236	1:23.853
5	1:14.403	+1.136	1:38.256
6	1:14.662	+1.395	1:52.918
7	1:13.344	+0.077	1:06.262
8	1:13.902	+0.635	1:20.164
9	1:13.658	+0.391	1:33.822
10	1:13.676	+0.409	1:47.498
11	1:14.750	+1.483	1:02.248

Lap	Lap Tm	Diff	me of Day
<b>(13) Raymond Melia</b>			
1	1:20.125	+8.308	1:43.040
2	1:14.557	+2.740	1:57.597
3	1:13.355	+1.538	1:10.952
4	1:13.309	+1.492	1:24.261
5	1:13.218	+1.401	1:37.479
6	1:13.857	+2.040	1:51.336
7	1:13.053	+1.236	1:04.389
8	1:12.105	+0.288	1:16.494
9	1:11.817		1:28.311
10	1:12.546	+0.729	1:40.857
11	1:12.800	+0.983	1:53.657

Lap	Lap Tm	Diff	me of Day
<b>(96) Darren Gilmore</b>			
1	1:19.191	+5.333	1:42.543
2	1:14.061	+0.203	1:56.604
3	1:14.518	+0.660	1:11.122
4	1:14.685	+0.827	1:25.807
5	1:14.257	+0.399	1:40.064
6	1:14.210	+0.352	1:54.274
7	1:14.030	+0.172	1:08.304
8	1:14.150	+0.292	1:22.454
9	1:14.125	+0.267	1:36.579
10	1:14.035	+0.177	1:50.614
11	1:13.858		1:04.472

Lap	Lap Tm	Diff	me of Day
<b>(11) Paul Stewart</b>			
1	1:20.003	+6.084	1:43.710
2	1:15.464	+1.545	1:59.174
3	1:14.374	+0.455	1:13.548
4	1:14.309	+0.390	1:27.857
5	1:13.919		1:41.776
6	1:14.669	+0.750	1:56.445
7	1:14.545	+0.626	1:10.990

Lap	Lap Tm	Diff	me of Day
8	1:14.395	+0.476	1:25.385
9	1:14.238	+0.319	1:39.623
10	1:14.195	+0.276	1:53.818
11	1:14.819	+0.900	1:08.637

Lap	Lap Tm	Diff	me of Day
<b>(98) Craig Gilmore</b>			
1	1:18.919	+4.883	1:42.600
2	1:14.694	+0.658	1:57.294
3	1:15.243	+1.207	1:12.537
4	1:14.766	+0.730	1:27.303
5	1:14.246	+0.210	1:41.549
6	1:14.870	+0.834	1:56.419
7	1:15.495	+1.459	1:11.914
8	1:14.324	+0.288	1:26.238
9	1:14.261	+0.225	1:40.499
10	1:14.036		1:54.535
11	1:14.145	+0.109	1:08.680

Lap	Lap Tm	Diff	me of Day
<b>(55) Mark Stewart</b>			
1	1:20.599	+6.610	1:44.786
2	1:15.227	+1.238	1:00.013
3	1:14.563	+0.574	1:14.576
4	1:14.206	+0.217	1:28.782
5	1:13.998	+0.009	1:42.780
6	1:14.070	+0.081	1:56.850
7	1:14.846	+0.857	1:11.696
8	1:14.558	+0.569	1:26.254
9	1:14.475	+0.486	1:40.729
10	1:14.264	+0.275	1:54.993
11	1:13.989		1:08.982

Lap	Lap Tm	Diff	me of Day
<b>(6) Jack Conachy</b>			
1	1:19.639	+5.593	1:44.407
2	1:15.648	+1.602	1:00.055
3	1:15.315	+1.269	1:15.370
4	1:14.401	+0.355	1:29.771
5	1:14.393	+0.347	1:44.164
6	1:14.338	+0.292	1:58.502
7	1:14.438	+0.392	1:12.940
8	1:14.185	+0.139	1:27.125
9	1:14.242	+0.196	1:41.367
10	1:14.245	+0.199	1:55.612
11	1:14.046		1:09.658

Lap	Lap Tm	Diff	me of Day
<b>(28) Peter Bennett</b>			
1	1:18.448	+4.559	1:40.954
2	1:14.056	+0.167	1:55.010
3	1:14.339	+0.450	1:09.349
4	1:15.447	+1.558	1:24.796
5	1:14.827	+0.938	1:39.623
6	1:14.346	+0.457	1:53.969
7	1:14.729	+0.840	1:08.698
8	1:14.136	+0.247	1:22.834
9	1:14.122	+0.233	1:36.956
10	1:13.889		1:50.845
11	1:14.015	+0.126	1:04.860

Lap	Lap Tm	Diff	me of Day
<b>(117) Noel Conachy</b>			
1	1:20.480	+5.880	1:45.168
2	1:15.707	+0.927	1:00.875
3	1:15.387	+0.607	1:16.262
4	1:14.992	+0.212	1:31.254
5	1:15.591	+0.811	1:46.845
6	1:16.005	+1.225	1:02.850
7	1:15.688	+0.908	1:18.538
8	1:14.802	+0.022	1:33.340
9	1:14.780		1:48.120
10	1:15.039	+0.259	1:03.159
11	1:15.187	+0.407	1:18.346

Lap	Lap Tm	Diff	me of Day
<b>(66) John Linnane</b>			
1	1:20.463	+6.074	1:45.777
2	1:16.040	+1.651	1:01.817
3	1:15.141	+0.752	1:16.958

Lap	Lap Tm	Diff	me of Day
4	1:14.743	+0.354	1:31.701
5	1:15.371	+0.982	1:47.072
6	1:15.722	+1.333	1:02.794
7	1:15.314	+0.925	1:18.108
8	1:14.844	+0.455	1:32.952
9	1:16.433	+2.044	1:49.385
10	1:15.213	+0.824	1:04.598
11	1:14.389		1:18.987

Lap	Lap Tm	Diff	me of Day
<b>(88) Chris Doherty</b>			
1	1:21.422	+6.971	1:47.107
2	1:15.096	+0.645	1:02.203
3	1:20.243	+5.792	1:22.446
4	1:16.392	+1.941	1:38.838
5	1:15.129	+0.678	1:53.967
6	1:15.092	+0.641	1:09.059
7	1:14.647	+0.196	1:23.706
8	1:14.506	+0.055	1:38.212
9	1:14.559	+0.108	1:52.771
10	1:14.584	+0.133	1:07.355
11	1:14.451		1:21.806

Lap	Lap Tm	Diff	me of Day
<b>(18) Aaron Linnane</b>			
1	1:22.791	+7.368	1:48.763
2	1:16.360	+0.937	1:05.123
3	1:16.021	+0.598	1:21.144
4	1:15.972	+0.549	1:37.116
5	1:16.517	+1.094	1:53.633
6	1:16.629	+1.206	1:10.262
7	1:15.423		1:25.685
8	1:15.717	+0.294	1:41.402
9	1:16.026	+0.603	1:57.428
10	1:15.823	+0.400	1:13.251
11	1:16.445	+1.022	1:29.696

Lap	Lap Tm	Diff	me of Day
<b>(52) Alan Sweetman</b>			
1	1:21.798	+6.099	1:47.170
2	1:16.552	+0.853	1:03.722
3	1:16.155	+0.456	1:19.877
4	1:16.782	+1.083	1:36.659
5	1:16.379	+0.680	1:53.038
6	1:17.671	+1.972	1:10.709
7	1:16.574	+0.875	1:27.283
8	1:15.699		1:42.982
9	1:16.192	+0.493	1:59.174
10	1:16.284	+0.585	1:15.458
11	1:17.055	+1.356	1:32.513

Lap	Lap Tm	Diff	me of Day
<b>(217) Aidan Mulready</b>			
1	1:24.998	+6.476	1:51.193
2	1:19.956	+1.434	1:11.149
3	1:19.043	+0.521	1:30.192
4	1:18.793	+0.271	1:48.985
5	1:19.494	+0.972	1:08.479
6	1:19.860	+1.338	1:28.339
7	1:19.447	+0.925	1:47.786
8	1:18.588	+0.066	1:06.374
9	1:18.522		1:24.896
10	1:19.570	+1.048	1:44.466

Lap	Lap Tm	Diff	me of Day
<b>(33) Paul Flanagan</b>			
1	1:17.123	+6.109	1:38.926
2	1:11.677	+0.663	1:50.603
3	1:11.014		1:01.617
4	1:11.374	+0.360	1:12.991

Results provisional until the conclusion of judicial and technical matters Orbits



## 500MRCI Kirkistown Mid Summer Meeting

Sorted on Laps

### Future Classics

Kirkistown 500 MRCI 1.512 miles

### Race 2 (R10)

27/07/2024 14:45

Race (12:00 and 1 Laps) started at 15:22:19

Pos	No.	Name	Make	Laps	Total Tm	Best Tm	Best Speed	In Lap	Avg. Speed
1	477	Patrick Malley	2.0 Honda Civic	11	13:24.266	<b>1:10.631</b>	77.063	3	74.445
2	400	Taylor Frizzell	1.6 Mini Cooper	11	13:35.140	<b>1:12.056</b>	75.539	9	73.451
3	4	Johnny Titterington	1.6 BMW Mini	11	13:42.742	<b>1:13.267</b>	74.290	2	72.773
4	13	Raymond Melia	1.8 Toyota Celica	11	13:44.151	<b>1:11.817</b>	75.790	9	72.648
5	96	Darren Gilmore	1.6 BMW Mini	11	13:44.966	<b>1:13.858</b>	73.696	11	72.577
6	11	Paul Stewart	1.6 BMW Mini	11	13:49.131	<b>1:13.919</b>	73.635	5	72.212
7	98	Craig Gilmore	1.6 BMW Mini	11	13:49.174	<b>1:14.036</b>	73.519	10	72.208
8	55	Mark Stewart	1.6 BMW Mini	11	13:49.476	<b>1:13.989</b>	73.565	11	72.182
9	6	Jack Conachy	1.6 BMW Mini	11	13:50.152	<b>1:14.046</b>	73.509	11	72.123
10	28	Peter Bennett	1.6 BMW Mini	11	13:50.354	<b>1:13.889</b>	73.665	10	72.106
11	117	Noel Conachy	1.6 BMW Mini	11	13:58.840	<b>1:14.780</b>	72.787	9	71.376
12	66	John Linnane	1.6 Fiat Punto	11	13:59.481	<b>1:14.389</b>	73.170	11	71.322
13	88	Chris Doherty	1.6 BMW Mini	11	14:02.300	<b>1:14.451</b>	73.109	11	71.083
14	18	Aaron Linnane	1.4 Fiat Punto	11	14:10.190	<b>1:15.423</b>	72.167	7	70.423
15	52	Alan Sweetman	1.6 Mini Cooper	11	14:13.007	<b>1:15.699</b>	71.903	8	70.191
16	217	Aidan Mulready	1.3 Ford Fiesta	10	13:24.960	<b>1:18.522</b>	69.318	9	67.619
<b>Not classified</b>									
DNF	33	Paul Flanagan	2.0 Renault Clio	4	4:53.485	<b>1:11.014</b>	76.647	3	74.185
DNF	43	Tristan Adam	1.1 Mazda RX7				-	0	-

### Announcements

Penalty - Car 13 +10s - False Start (Q12.14)

New Track Record (1:10.631) for Future Classics by Patrick Malley.

Penalty - Car 28 +5s - Exceeding Track Limits (Q12.21.2b)

Margin of Victory	Avg. Speed	Best Lap Tm	Best Speed	Best Lap by
10.874	74.445	1:10.631	77.063	477 - Patrick Malley

Results provisional until the conclusion of judicial and technical matters

Orbits

Timekeeper: D.Bradfield

Clerk of Course: Chris Edwards

Live timing available at [timing.rhwright.co.uk](http://timing.rhwright.co.uk)

[www.mylaps.com](http://www.mylaps.com)

Licensed to: R.H.Wright Timing

Printed: 27/07/2024 15:38:26



**500MRCI Kirkistown Mid Summer Meeting**

Future Classics

Kirkistown 500 MRCI 1.512 miles

Race 2 (R10)

27/07/2024 14:45

Race (12:00 and 1 Laps)

9	43	400
	17	18
8	217	18
	15	16
7	52	66
	13	14
6	6	117
	11	12
5	55	88
	9	10
4	11	98
	7	8
3	96	4
	5	6
2	13	28
	3	4
1	477	33
	1	2

POLE POSITION



Results provisional until the conclusion of judicial and technical matters

Orbits

Timekeeper: D.Bradfield

Clerk of Course: Chris Edwards

Live timing available at [timing.rhwright.co.uk](http://timing.rhwright.co.uk)

[www.mylaps.com](http://www.mylaps.com)

Licensed to: R.H.Wright Timing

Printed: 27/07/2024 11:05:59





**R.H.  
Wright**



**500MRCI Kirkistown Mid Summer Meeting**

**Libre Saloons**

**Kirkistown 500 MRCI 1.512 miles**

**Qualifying (Q1)**

**27/07/2024 08:45**

**Qualifying started at 9:05:37**

Lap	Lap Tm	Diff	me of Day
-----	--------	------	-----------

(633) Peter Baxter

1	1:07.591	+7.305	18:10.588
2	1:02.672	+2.386	19:13.260
3	1:01.430	+1.144	0:14.690
4	1:00.574	+0.288	11:15.264
5	1:00.286		2:15.550
6	1:00.298	+0.012	3:15.848
7	1:00.549	+0.263	4:16.397
8	1:00.597	+0.311	5:16.994
9	1:01.041	+0.755	6:18.035

(6) Gavin Stanfield

1	1:05.989	+4.798	18:21.227
2	1:02.806	+1.613	19:24.033
3	1:01.820	+0.627	0:25.853
4	1:07.233	+6.040	11:33.086
5	1:01.229	+0.036	2:34.315
6	1:01.740	+0.547	3:36.055
7	1:01.260	+0.067	4:37.315
8	1:01.302	+0.109	5:38.617
9	1:01.193		6:39.810

(144) Gavin Kilkey

1	1:09.198	+5.030	18:16.764
2	1:06.013	+1.845	19:22.777
3	1:06.033	+1.865	0:28.810
4	1:04.655	+0.487	11:33.465
5	1:04.168		2:37.633
6	1:04.509	+0.341	3:42.142
7	1:04.535	+0.367	4:46.677
8	1:05.109	+0.941	5:51.786

(21) Trevor McConnell

1	1:10.191	+3.703	18:20.396
2	1:08.688	+2.200	19:29.084
3	1:06.708	+0.220	0:35.792
4	1:06.669	+0.181	11:42.461
5	1:07.195	+0.707	2:49.656
6	1:06.488		3:56.144
7	1:06.606	+0.118	5:02.750
8	1:07.033	+0.545	6:09.783

Lap	Lap Tm	Diff	me of Day
-----	--------	------	-----------

Lap	Lap Tm	Diff	me of Day
-----	--------	------	-----------

Results provisional until the conclusion of judicial and technical matters

Orbits

Timekeeper: D.Bradfield

Clerk of Course: Chris Edwards

Live timing available at [timing.rhwright.com](http://timing.rhwright.com)

[www.mylaps.com](http://www.mylaps.com)

Printed: 28/07/2024 18:44:49

Licensed to: R.H.Wright Timing



**R.H. Wright**  
**Timing**



**500MRCI Kirkistown Mid Summer Meeting**

**Sorted on best lap time**

**Libre Saloons**

**Kirkistown 500 MRCI 1.512 miles**

**Qualifying (Q1)**

**27/07/2024 08:45**

**Qualifying started at 9:05:37**

Pos	No.	Name	Make	Best Tm	Diff	In Lap	Best Speed	2nd Best	In Lap
1	633	Peter Baxter	2.0 SEAT Supercopa	<b>1:00.286</b>		5	90.287	1:00.298	6
2	6	Gavin Stanfield	2.0 Subaru Impreza	<b>1:01.193</b>	0.907	9	88.948	1:01.229	5
3	144	Gavin Kilkey	2.0 SEAT Supercopa	<b>1:04.168</b>	3.882	5	84.825	1:04.509	6
4	21	Trevor McConnell	2.0 Honda Civic	<b>1:06.488</b>	6.202	6	81.865	1:06.606	7

Results provisional until the conclusion of judicial and technical matters

Orbits

Timekeeper: D.Bradfield

Clerk of Course: Chris Edwards

Live timing available at [timing.rhwright.co.uk](http://timing.rhwright.co.uk)

[www.mylaps.com](http://www.mylaps.com)

Licensed to: R.H.Wright Timing

Printed: 27/07/2024 09:18:26



**R.H.  
Wright**



**500MRCI Kirkistown Mid Summer Meeting**

**Libre Saloons**

**Kirkistown 500 MRCI 1.512 miles**

**Race 1 (R1)**

**27/07/2024 11:00**

**Race (10:00 and 1 Laps) started at 11:12:45**

Lap	Lap Tm	Diff	me of Day
<b>(633) Peter Baxter</b>			
1	1:05.487	+5.407	3:53.775
2	1:00.198	+0.118	4:53.973
3	1:00.080		5:54.053
4	1:00.090	+0.010	6:54.143
5	1:00.702	+0.622	7:54.845
6	1:00.966	+0.886	8:55.811
7	1:00.663	+0.583	9:56.474
8	1:00.737	+0.657	10:57.211
9	1:01.234	+1.154	11:58.445
10	1:01.653	+1.573	13:00.098
11	1:01.898	+1.818	14:01.996

Lap	Lap Tm	Diff	me of Day
<b>(6) Gavin Stanfield</b>			
1	1:05.028	+4.521	3:52.710
2	1:00.507		4:53.217
3	1:01.571	+1.064	5:54.788
4	1:01.087	+0.580	6:55.875
5	1:01.230	+0.723	7:57.105
6	1:00.781	+0.274	8:57.886
7	1:01.300	+0.793	9:59.186
8	1:01.684	+1.177	11:00.870
9	1:01.662	+1.155	12:02.532
10	1:01.636	+1.129	13:04.168
11	1:01.438	+0.931	14:05.606

Lap	Lap Tm	Diff	me of Day
<b>(144) Gavin Kilkey</b>			
1	1:09.099	+5.214	3:57.982
2	1:04.431	+0.546	5:02.413
3	1:04.503	+0.618	6:06.916
4	1:03.885		7:10.801
5	1:04.665	+0.780	8:15.466
6	1:05.349	+1.464	9:20.815
7	1:06.516	+2.631	10:27.331
8	1:06.085	+2.200	11:33.416
9	1:06.617	+2.732	12:40.033
10	1:07.225	+3.340	13:47.258
11	1:07.963	+4.078	14:55.221

Lap	Lap Tm	Diff	me of Day
<b>(21) Trevor McConnell</b>			
1	1:12.071	+5.787	4:01.064
2	1:06.505	+0.221	5:07.569
3	1:06.739	+0.455	6:14.308
4	1:06.854	+0.570	7:21.162
5	1:06.621	+0.337	8:27.783
6	1:06.284		9:34.067
7	1:06.674	+0.390	10:40.741
8	1:06.789	+0.505	11:47.530
9	1:06.599	+0.315	12:54.129
10	1:07.203	+0.919	14:01.332
11	1:06.776	+0.492	15:08.108

Lap	Lap Tm	Diff	me of Day
-----	--------	------	-----------

Lap	Lap Tm	Diff	me of Day
-----	--------	------	-----------

Results provisional until the conclusion of judicial and technical matters

Orbits

Timekeeper: D.Bradfield

Clerk of Course: Chris Edwards

Live timing available at [timing.rhwright.com](http://timing.rhwright.com)

[www.mylaps.com](http://www.mylaps.com)

Printed: 28/07/2024 18:45:00

Licensed to: R.H.Wright Timing



## 500MRCI Kirkistown Mid Summer Meeting

Sorted on Laps

Libre Saloons

Kirkistown 500 MRCI 1.512 miles

Race 1 (R1)

27/07/2024 11:00

Race (10:00 and 1 Laps) started at 11:12:45

Pos	No.	Name	Make	Laps	Total Tm	Best Tm	Best Speed	In Lap	Avg. Speed
1	633	Peter Baxter	2.0 SEAT Supercopa	11	11:16.185	1:00.080	90.596	3	88.546
2	6	Gavin Stanfield	2.0 Subaru Impreza	11	11:19.795	1:00.507	89.957	2	88.075
3	144	Gavin Kilkey	2.0 SEAT Supercopa	11	12:09.410	1:03.885	85.200	4	82.084
4	21	Trevor McConnell	2.0 Honda Civic	11	12:22.297	1:06.284	82.117	6	80.659

Margin of Victory	Avg. Speed	Best Lap Tm	Best Speed	Best Lap by
3.610	88.546	1:00.080	90.596	633 - Peter Baxter

Results provisional until the conclusion of judicial and technical matters

Orbits

Timekeeper: D.Bradfield

Clerk of Course: Chris Edwards

Live timing available at [timing.rhwright.co.uk](http://timing.rhwright.co.uk)

[www.mylaps.com](http://www.mylaps.com)

Licensed to: R.H.Wright Timing

Printed: 27/07/2024 11:32:18



**R.H.Wright**  
**Timing**



**500MRCI Kirkistown Mid Summer Meeting**

Libre Saloons

Kirkistown 500 MRCI 1.512 miles

Race 1 (R1)

27/07/2024 11:00

Race (10:00 and 1 Laps)

2	144	21
	3	4
1	633	6
	1	2

POLE POSITION



Results provisional until the conclusion of judicial and technical matters

Orbits

Timekeeper: D.Bradfield

Clerk of Course: Chris Edwards

Live timing available at [timing.rhwright.co.uk](http://timing.rhwright.co.uk)

[www.mylaps.com](http://www.mylaps.com)

Licensed to: R.H.Wright Timing

Printed: 27/07/2024 09:57:50



**R.H.  
Wright**



**500MRCI Kirkistown Mid Summer Meeting**

**Libre Saloons**

**Kirkistown 500 MRCI 1.512 miles**

**Race 2 (R16)**

**27/07/2024 17:15**

**Race (10:00 and 1 Laps) started at 17:41:44**

Lap	Lap Tm	Diff	me of Day
<b>(6) Gavin Stanfield</b>			
1	1:05.509	+4.264	1:52.176
2	1:01.245	+0.782	1:53.421
3	1:02.027	+0.663	1:55.448
4	1:01.908	+1.509	1:57.356
5	1:02.754	+5.534	1:00.110
6	1:06.779	+6.112	1:06.889
7	1:07.357	+5.049	1:14.246
8	1:06.294	+6.180	1:20.540
9	1:07.425	+6.420	1:27.965
10	1:07.665	+7.550	1:35.630
11	1:08.795		1:44.425

Lap	Lap Tm	Diff	me of Day
<b>(144) Gavin Kilkey</b>			
1	1:10.280	+0.256	1:58.023
2	1:03.848	+1.934	1:01.871
3	1:03.419	+2.864	1:05.290
4	1:03.675	+2.738	1:08.965
5	1:05.353	+2.938	1:14.318
6	1:06.283	+2.938	1:20.601
7	1:06.157	+3.249	1:26.758
8	1:06.357	+3.239	1:33.115
9	1:06.668	+4.809	1:39.783
10	1:06.658		1:46.441
11	1:08.228		1:54.669

Lap	Lap Tm	Diff	me of Day
<b>(21) Trevor McConnell</b>			
1	1:12.681	+1.850	1:00.501
2	1:08.447	+0.925	1:08.948
3	1:07.522	+1.088	1:16.470
4	1:07.685	+0.723	1:24.155
5	1:07.320	+0.331	1:31.475
6	1:06.928	+0.154	1:38.403
7	1:06.751	+0.499	1:45.154
8	1:06.597	+0.499	1:51.751
9	1:07.096	+0.339	1:58.847
10	1:06.936	+0.453	1:05.783
11	1:07.050		1:12.833

Lap	Lap Tm	Diff	me of Day
<b>(633) Peter Baxter</b>			
1	1:06.769	+6.348	1:54.206
2	1:00.421		1:54.627
3	1:01.107	+0.686	1:55.734

Lap	Lap Tm	Diff	me of Day
-----	--------	------	-----------

Lap	Lap Tm	Diff	me of Day
-----	--------	------	-----------

Lap	Lap Tm	Diff	me of Day
-----	--------	------	-----------

Lap	Lap Tm	Diff	me of Day
-----	--------	------	-----------

Lap	Lap Tm	Diff	me of Day
-----	--------	------	-----------

Lap	Lap Tm	Diff	me of Day
-----	--------	------	-----------

Lap	Lap Tm	Diff	me of Day
-----	--------	------	-----------

Lap	Lap Tm	Diff	me of Day
-----	--------	------	-----------

Results provisional until the conclusion of judicial and technical matters Orbits

Timekeeper: D.Bradfield

Clerk of Course: Chris Edwards

Live timing available at [timing.rhwright.com](http://timing.rhwright.com)

[www.mylaps.com](http://www.mylaps.com)

Printed: 28/07/2024 18:45:11

Licensed to: R.H.Wright Timing



## 500MRCI Kirkistown Mid Summer Meeting

Sorted on Laps

Libre Saloons

Kirkistown 500 MRCI 1.512 miles

Race 2 (R16)

27/07/2024 17:15

Race (10:00 and 1 Laps) started at 17:41:44

Pos	No.	Name	Make	Laps	Total Tm	Best Tm	Best Speed	In Lap	Avg. Speed
1	6	Gavin Stanfield	2.0 Subaru Impreza	11	11:59.481	1:01.245	88.873	2	83.217
2	144	Gavin Kilkey	2.0 SEAT Supercopa	11	12:09.725	1:03.419	85.826	3	82.049
3	21	Trevor McConnell	2.0 Honda Civic	11	12:27.889	1:06.597	81.731	8	80.056
<b>Not classified</b>									
DNF	633	Peter Baxter	2.0 SEAT Supercopa	3	3:10.790	1:00.421	90.085	2	85.587

Margin of Victory	Avg. Speed	Best Lap Tm	Best Speed	Best Lap by
10.244	83.217	1:01.245	88.873	6 - Gavin Stanfield

Results provisional until the conclusion of judicial and technical matters

Orbits

Timekeeper: D.Bradfield

Clerk of Course: Chris Edwards

Live timing available at [timing.rhwright.co.uk](http://timing.rhwright.co.uk)

[www.mylaps.com](http://www.mylaps.com)

Licensed to: R.H.Wright Timing

Printed: 27/07/2024 17:54:23



**R.H. Wright**  
**Timing**



**500MRCI Kirkistown Mid Summer Meeting**

Libre Saloons

Kirkistown 500 MRCI 1.512 miles

Race 2 (R16)

27/07/2024 17:15

Race (10:00 and 1 Laps)

2	144	21
	3	4
1	633	6
	1	2

POLE POSITION



Results provisional until the conclusion of judicial and technical matters

Orbits

Timekeeper: D.Bradfield

Clerk of Course: Chris Edwards

Live timing available at [timing.rhwright.co.uk](http://timing.rhwright.co.uk)

[www.mylaps.com](http://www.mylaps.com)

Licensed to: R.H.Wright Timing

Printed: 27/07/2024 09:58:28





**R.H.  
Wright**



**500MRCI Kirkistown Mid Summer Meeting**

**Mazda Modi-5 Cup**

**Kirkistown 500 MRCI 1.512 miles**

**Qualifying (Q8)**

**27/07/2024 10:30**

**Qualifying started at 10:54:00**

Lap	Lap Tm	Diff	me of Day
<b>(55) Craig Ewing</b>			
1	1:10.154	+0.469	3:27.697
2	1:10.030	+0.345	3:37.727
3	1:10.003	+0.318	3:47.730
4	1:10.915	+1.230	3:58.645
5	1:09.685		1:08.330
6	1:09.798	+0.113	2:18.128
7	1:09.732	+0.047	3:27.860
8	1:10.203	+0.518	4:38.063
<b>(42) Jim Kennedy</b>			
1	1:10.417	+0.533	3:52.130
2	1:10.737	+0.853	3:02.867
3	1:10.852	+0.968	3:13.719
4	1:10.186	+0.302	0:23.905
5	1:10.788	+0.904	1:34.693
6	1:10.025	+0.141	2:44.718
7	1:09.884		3:54.602
8	1:15.051	+5.167	5:09.653
<b>(14) Francis Allen</b>			
1	1:11.234	+0.809	3:35.777
2	1:11.205	+0.780	3:46.982
3	1:10.587	+0.162	3:57.569
4	1:10.425		0:07.994
5	1:10.954	+0.529	1:18.948
6	1:11.301	+0.876	2:30.249
7	1:10.763	+0.338	3:41.012
8	1:11.057	+0.632	4:52.069
<b>(34) Damian Moran</b>			
1	1:11.267		3:58.122
2	1:11.735	+0.468	3:09.857
3	1:13.455	+2.188	3:23.312
4	1:11.420	+0.153	0:34.732
5	1:13.300	+2.033	1:48.032
6	1:11.914	+0.647	2:59.946
7	1:11.549	+0.282	4:11.495
<b>(311) Stuart Annesley</b>			
1	1:12.916	+1.478	3:48.873
2	1:12.478	+1.040	3:01.351
3	1:12.757	+1.319	3:14.108
4	1:11.864	+0.426	0:25.972
5	1:11.976	+0.538	1:37.948
6	1:11.721	+0.283	2:49.669
7	1:11.438		4:01.107
8	1:14.087	+2.649	5:15.194
<b>(50) Robert McAllister</b>			
1	1:12.868	+1.307	3:47.553
2	1:12.747	+1.186	3:00.300
3	1:12.570	+1.009	3:12.870
4	1:12.669	+1.108	0:25.539
5	1:11.561		1:37.100
6	1:11.824	+0.263	2:48.924
7	1:11.873	+0.312	4:00.797
8	1:12.596	+1.035	5:13.393
<b>(7) Gregory Radcliffe</b>			
1	1:13.146	+1.256	3:59.909
2	1:12.032	+0.142	3:11.941
3	1:12.894	+1.004	3:24.835
4	1:13.340	+1.450	0:38.175
5	1:12.330	+0.440	1:50.505
6	1:11.890		3:02.395
7	1:12.246	+0.356	4:14.641
<b>(9) John Stewart</b>			
1	1:12.375	+0.405	3:34.866
2	1:13.205	+1.235	3:48.071
3	1:12.961	+0.991	3:01.032
4	1:12.382	+0.412	0:13.414

Lap	Lap Tm	Diff	me of Day
5	1:11.970		1:25.384
6	1:12.251	+0.281	2:37.635
7	1:12.352	+0.382	3:49.987
8	1:11.976	+0.006	5:01.963
<b>(41) Rob Kennedy</b>			
1	1:14.518	+2.171	3:39.900
2	1:12.983	+0.636	3:52.883
3	1:12.557	+0.210	3:05.440
4	1:12.410	+0.063	3:17.850
5	1:13.801	+1.454	1:31.651
6	1:12.347		2:43.998
7	1:15.806	+3.459	3:59.804
8	1:13.487	+1.140	5:13.291
<b>(22) Andy Penman</b>			
1	1:16.955	+1.841	3:58.918
2	1:16.053	+0.939	3:14.971
3	1:15.322	+0.208	3:30.293
4	1:15.509	+0.395	3:45.802
5	1:15.114		2:00.916
6	1:16.337	+1.223	3:17.253
7	1:15.182	+0.068	4:32.435

Lap	Lap Tm	Diff	me of Day
-----	--------	------	-----------

Results provisional until the conclusion of judicial and technical matters

Orbits

Timekeeper: D.Bradfield

Clerk of Course: Chris Edwards

www.mylaps.com

Live timing available at timing.rhwright.

Licensed to: R.H.Wright Timing

Printed: 28/07/2024 18:45:24



## 500MRCI Kirkistown Mid Summer Meeting

Sorted on best lap time

Mazda Modi-5 Cup

Kirkistown 500 MRCI 1.512 miles

Qualifying (Q8)

27/07/2024 10:30

Qualifying started at 10:54:00

Pos	No.	Name	Make	Best Tm	Diff	In Lap	Best Speed	2nd Best	In Lap
1	55	Craig Ewing	1.8 Mazda MX5	<b>1:09.685</b>		5	78.109	1:09.732	7
2	42	Jim Kennedy	1.8 Mazda MX5	<b>1:09.884</b>	0.199	7	77.886	1:10.025	6
3	14	Francis Allen	1.8 Mazda MX5	<b>1:10.425</b>	0.740	4	77.288	1:10.587	3
4	34	Damian Moran	Mazda MX5	<b>1:11.267</b>	1.582	1	76.375	1:11.420	4
5	311	Stuart Annesley	1.8 Mazda MX5	<b>1:11.438</b>	1.753	7	76.192	1:11.721	6
6	50	Robert McAllister	1.8 Mazda MX5	<b>1:11.561</b>	1.876	5	76.061	1:11.824	6
7	7	Gregory Radcliffe	1.8 Mazda MX5	<b>1:11.890</b>	2.205	6	75.713	1:12.032	2
8	9	John Stewart	1.8 Mazda MX5	<b>1:11.970</b>	2.285	5	75.629	1:11.976	8
9	41	Rob Kennedy	1.8 Mazda MX5	<b>1:12.347</b>	2.662	6	75.235	1:12.410	4
10	22	Andy Penman	1.8 Mazda MX5	<b>1:15.114</b>	5.429	5	72.463	1:15.182	7

Results provisional until the conclusion of judicial and technical matters

Orbits

Timekeeper: D.Bradfield

Clerk of Course: Chris Edwards

Live timing available at [timing.rhwright.co.uk](http://timing.rhwright.co.uk)

[www.mylaps.com](http://www.mylaps.com)

Licensed to: R.H.Wright Timing

Printed: 27/07/2024 11:09:34



**R.H.  
Wright**



**500MRCI Kirkistown Mid Summer Meeting**

**Mazda Modi-5 Cup**

**Kirkistown 500 MRCI 1.512 miles**

**Race 1 (R8)**

**27/07/2024 13:55**

**Race (12:00 and 1 Laps) started at 14:32:10**

Lap	Lap Tm	Diff	me of Day
<b>(42) Rob Kennedy</b>			
1	1:15.954	+5.645	1:29.390
2	1:10.309		1:39.699
3	1:10.336	+0.027	1:50.035
4	1:10.690	+0.381	2:00.725
5	1:10.610	+0.301	2:11.335
6	1:11.074	+0.765	2:22.409
7	1:10.764	+0.455	2:33.173
8	1:10.872	+0.563	2:44.045
9	1:11.124	+0.815	2:55.169
10	1:11.292	+0.983	3:06.461
11	1:11.184	+0.875	3:17.645
12	1:11.893	+1.584	3:29.538
<b>(14) Francis Allen</b>			
1	1:17.347	+6.893	3:31.327
2	1:11.349	+0.695	3:42.676
3	1:11.489	+0.835	3:54.165
4	1:13.779	+3.125	4:07.944
5	1:10.861	+0.207	4:18.805
6	1:10.726	+0.072	4:29.531
7	1:10.997	+0.343	4:40.528
8	1:10.654		4:51.182
9	1:11.040	+0.386	5:02.222
10	1:10.793	+0.139	5:13.015
11	1:11.023	+0.369	5:24.038
12	1:10.979	+0.325	5:35.017
<b>(55) Craig Ewing</b>			
1	1:18.213	+7.500	5:31.460
2	1:11.334	+0.621	5:42.794
3	1:11.204	+0.491	5:53.998
4	1:15.506	+4.793	6:09.504
5	1:12.050	+1.337	6:21.554
6	1:11.305	+0.592	6:32.859
7	1:11.126	+0.413	6:43.985
8	1:10.723	+0.010	6:54.708
9	1:10.713		7:05.421
10	1:11.060	+0.347	7:16.481
11	1:10.898	+0.185	7:27.379
12	1:10.986	+0.273	7:38.365
<b>(7) Gregory Radcliffe</b>			
1	1:17.585	+5.285	7:32.296
2	1:12.300		7:44.596
3	1:13.269	+0.969	7:57.865
4	1:13.344	+1.044	8:11.209
5	1:12.629	+0.329	8:23.838
6	1:12.493	+0.193	8:36.331
7	1:12.305	+0.005	8:48.636
8	1:12.857	+0.557	9:01.493
9	1:12.600	+0.300	9:14.093
10	1:12.648	+0.348	9:26.741
11	1:12.820	+0.520	9:39.561
12	1:13.088	+0.788	9:52.649
<b>(311) Stuart Annesley</b>			
1	1:19.055	+6.966	9:33.553
2	1:12.253	+0.164	9:45.806
3	1:12.341	+0.252	9:58.147
4	1:14.578	+2.489	10:12.725
5	1:12.224	+0.135	10:24.949
6	1:13.339	+1.250	10:38.288
7	1:12.508	+0.419	10:50.796
8	1:12.499	+0.410	11:03.295
9	1:12.904	+0.815	11:16.199
10	1:12.676	+0.587	11:28.875
11	1:12.089		11:40.964
12	1:12.209	+0.120	11:53.173
<b>(41) Jim Kennedy</b>			
1	1:19.594	+7.743	11:35.072
2	1:12.592	+0.741	11:47.664

Lap	Lap Tm	Diff	me of Day
3	1:15.573	+3.722	1:03.237
4	1:13.220	+1.369	1:16.457
5	1:12.898	+1.047	1:29.355
6	1:12.945	+1.094	1:42.300
7	1:12.006	+0.155	1:54.306
8	1:12.500	+0.649	2:06.806
9	1:11.851		2:18.657
10	1:12.268	+0.417	2:30.925
11	1:11.877	+0.026	2:42.802
12	1:12.051	+0.200	2:54.853
<b>(9) John Stewart</b>			
1	1:19.511	+7.165	3:34.611
2	1:12.346		3:46.957
3	1:22.346	+10.000	4:09.303
4	1:12.986	+0.640	4:22.289
5	1:14.777	+2.431	4:37.066
6	1:14.476	+2.130	4:51.542
7	1:14.931	+2.585	5:06.473
8	1:15.033	+2.687	5:21.506
9	1:13.769	+1.423	5:35.275
10	1:14.139	+1.793	5:49.414
11	1:14.800	+2.454	6:04.214
12	1:15.608	+3.262	6:19.822
<b>(50) Robert McAllister</b>			
p1	1:52.211	+39.510	6:06.649
2	1:18.324	+5.623	6:24.973
3	1:13.401	+0.700	6:38.374
4	1:13.245	+0.544	6:51.619
5	1:13.101	+0.400	7:04.720
6	1:13.151	+0.450	7:17.871
7	1:13.291	+0.590	7:31.162
8	1:14.044	+1.343	7:45.206
9	1:12.750	+0.049	7:57.956
10	1:13.250	+0.549	8:11.206
11	1:12.701		8:23.907
12	1:13.377	+0.676	8:37.284
<b>(22) Andy Penman</b>			
1	1:22.178	+6.569	8:38.401
2	1:16.547	+0.938	8:54.948
3	1:16.657	+1.048	9:11.605
4	1:18.194	+2.585	9:29.799
5	1:15.659	+0.050	9:45.458
6	1:16.371	+0.762	10:01.829
7	1:16.852	+1.243	10:18.681
8	1:16.050	+0.441	10:34.731
9	1:16.211	+0.602	10:50.942
10	1:16.397	+0.788	11:07.339
11	1:17.297	+1.688	11:24.636
12	1:15.609		11:40.245
<b>(34) Damian Moran</b>			
1	1:17.478	+6.173	11:31.158
2	1:11.305		11:42.463
3	1:11.427	+0.122	11:53.890

Lap	Lap Tm	Diff	me of Day
-----	--------	------	-----------

Results provisional until the conclusion of judicial and technical matters Orbits

Timekeeper: D.Bradfield

Clerk of Course: Chris Edwards

www.mylaps.com

Live timing available at timing.rhwright.

Licensed to: R.H.Wright Timing



## 500MRCI Kirkistown Mid Summer Meeting

Sorted on Laps

Mazda Modi-5 Cup

Kirkistown 500 MRCI 1.512 miles

Race 1 (R8)

27/07/2024 13:55

Race (12:00 and 1 Laps) started at 14:32:10

Pos	No.	Name	Make	Laps	Total Tm	Best Tm	Best Speed	In Lap	Avg. Speed
1	42	Rob Kennedy	1.8 Mazda MX5	12	14:18.555	<b>1:10.309</b>	77.416	2	76.077
2	14	Francis Allen	1.8 Mazda MX5	12	14:24.034	<b>1:10.654</b>	77.038	8	75.595
3	55	Craig Ewing	1.8 Mazda MX5	12	14:27.382	<b>1:10.713</b>	76.973	9	75.303
4	7	Gregory Radcliffe	1.8 Mazda MX5	12	14:41.666	<b>1:12.300</b>	75.284	2	74.083
5	311	Stuart Annesley	1.8 Mazda MX5	12	14:42.190	<b>1:12.089</b>	75.504	11	74.039
6	41	Jim Kennedy	1.8 Mazda MX5	12	14:43.870	<b>1:11.851</b>	75.754	9	73.898
7	9	John Stewart	1.8 Mazda MX5	12	15:08.839	<b>1:12.346</b>	75.236	2	71.868
8	50	Robert McAllister	1.8 Mazda MX5	12	15:26.301	<b>1:12.701</b>	74.869	11	70.513
9	22	Andy Penman	1.8 Mazda MX5	12	15:29.262	<b>1:15.609</b>	71.989	12	70.288
<b>Not classified</b>									
DNF	34	Damian Moran	Mazda MX5	3	3:42.907	<b>1:11.305</b>	76.334	2	73.255

Margin of Victory

Avg. Speed

Best Lap Tm

Best Speed

Best Lap by

5.479

76.077

1:10.309

77.416

42 - Rob Kennedy

Results provisional until the conclusion of judicial and technical matters

Orbits

Timekeeper: D.Bradfield

Clerk of Course: Chris Edwards

Live timing available at [timing.rhwright.co.uk](http://timing.rhwright.co.uk)

[www.mylaps.com](http://www.mylaps.com)

Licensed to: R.H.Wright Timing

Printed: 27/07/2024 15:16:07



**R.H. Wright**  
**Timing**



**500MRCI Kirkistown Mid Summer Meeting**

Mazda Modi-5 Cup

Kirkistown 500 MRCI 1.512 miles


Race 1 (R8)

27/07/2024 13:55

Race (12:00 and 1 Laps)

5	41	22
	9	10
4	7	9
	7	8
3	311	50
	5	6
2	14	34
	3	4
1	55	42
	1	2

POLE POSITION



Results provisional until the conclusion of judicial and technical matters

Orbits

Timekeeper: D.Bradfield

Clerk of Course: Chris Edwards

Live timing available at [timing.rhwright.co.uk](http://timing.rhwright.co.uk)

[www.mylaps.com](http://www.mylaps.com)

Licensed to: R.H.Wright Timing

Printed: 27/07/2024 11:12:52



**R.H.  
Wright**



**500MRCI Kirkistown Mid Summer Meeting**

**Mazda Modi-5 Cup**

**Kirkistown 500 MRCI 1.512 miles**

**Race 2 (R15)**

**27/07/2024 16:50**

**Race (12:00 and 1 Laps) started at 17:20:31**

Lap	Lap Tm	Diff	me of Day
<b>(55) Craig Ewing</b>			
1	1:18.728	+8.768	1:51.710
2	1:11.017	+1.057	1:02.727
3	1:10.157	+0.197	1:12.884
4	1:10.116	+0.156	1:23.000
5	1:10.084	+0.124	1:33.084
6	1:10.301	+0.341	1:43.385
7	1:09.960		1:53.345
8	1:10.305	+0.345	1:03.650
9	1:10.214	+0.254	1:13.864
10	1:10.664	+0.704	1:24.528
11	1:10.048	+0.088	1:34.576
12	1:10.382	+0.422	1:44.958
<b>(42) Rob Kennedy</b>			
1	1:18.483	+8.701	1:52.134
2	1:15.592	+5.810	1:07.726
3	1:10.654	+0.872	1:18.380
4	1:09.782		1:28.162
5	1:09.846	+0.064	1:38.008
6	1:10.242	+0.460	1:48.250
7	1:10.210	+0.428	1:58.460
8	1:10.346	+0.564	1:08.806
9	1:10.383	+0.601	1:19.189
10	1:10.397	+0.615	1:29.586
11	1:10.341	+0.559	1:39.927
12	1:10.371	+0.589	1:50.298
<b>(14) Francis Allen</b>			
1	1:19.369	+9.066	1:52.374
2	1:14.996	+4.692	1:07.370
3	1:11.131	+0.827	1:18.501
4	1:10.669	+0.365	1:29.170
5	1:10.304		1:39.474
6	1:10.591	+0.287	1:50.065
7	1:11.597	+1.293	1:01.662
8	1:11.855	+1.551	1:13.517
9	1:11.155	+0.851	1:24.672
10	1:11.267	+0.963	1:35.939
11	1:10.757	+0.453	1:46.696
12	1:10.754	+0.450	1:57.450
<b>(34) Damian Moran</b>			
1	1:17.882	+6.539	1:51.400
2	1:11.345	+0.002	1:02.745
3	1:11.741	+0.398	1:14.486
4	1:11.343		1:25.829
5	1:12.072	+0.729	1:37.901
6	1:11.568	+0.225	1:49.469
7	1:11.705	+0.362	1:01.174
8	1:12.338	+0.995	1:13.512
9	1:12.201	+0.858	1:25.713
10	1:13.087	+1.744	1:38.800
11	1:12.303	+0.960	1:51.103
12	1:12.732	+1.389	1:03.835
<b>(50) Robert McAllister</b>			
1	1:17.782	+6.010	1:49.073
2	1:12.035	+0.263	1:01.108
3	1:12.457	+0.685	1:13.565
4	1:12.096	+0.324	1:25.661
5	1:13.017	+1.245	1:38.678
6	1:12.238	+0.466	1:50.916
7	1:11.901	+0.129	1:02.817
8	1:11.918	+0.146	1:14.735
9	1:12.150	+0.378	1:26.885
10	1:12.612	+0.840	1:39.497
11	1:11.772		1:51.269
12	1:12.759	+0.987	1:04.028
<b>(7) Gregory Radcliffe</b>			
1	1:19.203	+7.080	1:51.749
2	1:14.624	+2.501	1:06.373

Lap	Lap Tm	Diff	me of Day
3	1:12.433	+0.310	1:18.806
4	1:12.425	+0.302	1:31.231
5	1:12.457	+0.334	1:43.688
6	1:12.123		1:55.811
7	1:12.559	+0.436	1:08.370
8	1:12.444	+0.321	1:20.814
9	1:12.571	+0.448	1:33.385
10	1:13.508	+1.385	1:46.893
11	1:14.204	+2.081	1:01.097
12	1:12.350	+0.227	1:13.447
<b>(41) Jim Kennedy</b>			
1	1:21.179	+9.653	1:53.348
2	1:19.618	+8.092	1:12.966
3	1:12.235	+0.709	1:25.201
4	1:11.796	+0.270	1:36.997
5	1:11.747	+0.221	1:48.744
6	1:13.022	+1.496	1:01.766
7	1:12.201	+0.675	1:13.967
8	1:12.090	+0.564	1:26.057
9	1:11.526		1:37.583
10	1:11.815	+0.289	1:49.398
11	1:12.993	+1.467	1:02.391
12	1:11.607	+0.081	1:13.998
<b>(22) Andy Penman</b>			
1	1:26.835	+11.487	1:58.646
2	1:18.030	+2.682	1:16.676
3	1:15.348		1:32.024
4	1:15.936	+0.588	1:47.960
5	1:15.566	+0.218	1:03.526
6	1:17.147	+1.799	1:20.673
7	1:30.195	+14.847	1:50.868
8	1:16.290	+0.942	1:07.158
9	1:38.412	+23.064	1:45.570
10	1:20.325	+4.977	1:05.895
11	1:16.264	+0.916	1:22.159
<b>(31) Stuart Annesley</b>			
1	1:22.015	+9.702	1:54.840
2	1:14.509	+2.196	1:09.349
3	1:12.951	+0.638	1:22.300
4	1:12.625	+0.312	1:34.925
5	1:12.313		1:47.238
6	1:14.941	+2.628	1:02.179
<b>(9) John Stewart</b>			
1	1:19.202	+5.667	1:51.342
2	1:32.763	+19.228	1:24.105
3	1:13.535		1:37.640

Lap	Lap Tm	Diff	me of Day
-----	--------	------	-----------

Results provisional until the conclusion of judicial and technical matters

Orbits

Timekeeper: D.Bradfield

Clerk of Course: Chris Edwards

www.mylaps.com

Live timing available at timing.rhwright.

Licensed to: R.H.Wright Timing

Printed: 28/07/2024 18:45:53



## 500MRCI Kirkistown Mid Summer Meeting

Sorted on Laps

Mazda Modi-5 Cup

Kirkistown 500 MRCI 1.512 miles

Race 2 (R15)

27/07/2024 16:50

Race (12:00 and 1 Laps) started at 17:20:31

Pos	No.	Name	Make	Laps	Total Tm	Best Tm	Best Speed	In Lap	Avg. Speed
1	55	Craig Ewing	1.8 Mazda MX5	12	14:13.668	1:09.960	77.802	7	76.512
2	42	Rob Kennedy	1.8 Mazda MX5	12	14:19.008	1:09.782	78.000	4	76.037
3	14	Francis Allen	1.8 Mazda MX5	12	14:26.160	1:10.304	77.421	5	75.409
4	34	Damian Moran	Mazda MX5	12	14:32.545	1:11.343	76.294	4	74.857
5	50	Robert McAllister	1.8 Mazda MX5	12	14:32.738	1:11.772	75.838	11	74.841
6	7	Gregory Radcliffe	1.8 Mazda MX5	12	14:42.157	1:12.123	75.469	6	74.042
7	41	Jim Kennedy	1.8 Mazda MX5	12	14:42.708	1:11.526	76.098	9	73.995
8	22	Andy Penman	1.8 Mazda MX5	11	14:50.869	1:15.348	72.238	3	67.208
<b>Not classified</b>									
DNF	311	Stuart Annesley	1.8 Mazda MX5	6	7:30.889	1:12.313	75.270	5	72.431
DNF	9	John Stewart	1.8 Mazda MX5	3	4:06.350	1:13.535	74.019	3	66.284

Margin of Victory

Avg. Speed

Best Lap Tm

Best Speed

Best Lap by

5.340

76.512

1:09.782

78.000

42 - Rob Kennedy

Results provisional until the conclusion of judicial and technical matters

Orbits

Timekeeper: D.Bradfield

Clerk of Course: Chris Edwards

Live timing available at [timing.rhwright.co.uk](http://timing.rhwright.co.uk)

[www.mylaps.com](http://www.mylaps.com)

Licensed to: R.H.Wright Timing

Printed: 27/07/2024 17:35:35



## 500MRCI Kirkistown Mid Summer Meeting

Mazda Modi-5 Cup

Kirkistown 500 MRCI 1.512 miles


Race 2 (R15)

27/07/2024 16:50

Race (12:00 and 1 Laps)

5	42	34
	9	10
4	55	14
	7	8
3	311	7
	5	6
2	9	41
	3	4
1	22	50
	1	2

POLE POSITION



Results provisional until the conclusion of judicial and technical matters

Orbits

Timekeeper: D.Bradfield

Clerk of Course: Chris Edwards

Live timing available at [timing.rhwright.co.uk](http://timing.rhwright.co.uk)

[www.mylaps.com](http://www.mylaps.com)

Licensed to: R.H.Wright Timing

Printed: 27/07/2024 15:37:28





**R.H.  
Wright**



**500MRCI Kirkistown Mid Summer Meeting**

**Pre-55 Historics**

**Kirkistown 500 MRCI 1.512 miles**

**Qualifying (Q5)**

**27/07/2024 09:45**

**Qualifying started at 10:06:42**

Lap	Lap Tm	Diff	me of Day
<b>(5) Andy Johnson</b>			
1	1:25.430	+2.345	1:25.430
2	1:24.505	+1.420	1:20.146
3	1:53.526	+30.441	1:13.672
4	1:23.085		1:36.757
5	1:23.728	+0.643	1:00.485
6	1:25.493	+2.408	1:25.978
<b>(27) Simon Brien</b>			
1	1:28.602	+0.131	1:28.473
2	1:29.858	+1.387	1:28.331
3	1:36.070	+7.599	1:04.401
4	1:28.710	+0.239	4:33.111
5	1:28.471		1:01.582
6	1:29.896	+1.425	1:31.478
<b>(87) Ken McEvoy</b>			
1	1:31.012	+2.538	1:00.916
2	1:28.474		1:29.390
3	1:31.292	+2.818	1:00.682
4	1:29.653	+1.179	1:30.335
5	1:29.625	+1.151	1:59.960
<b>(67) Tony Canny</b>			
1	1:33.702	+2.685	1:41.684
2	1:34.643	+3.626	1:16.327
3	1:33.799	+2.782	1:50.126
4	1:31.017		1:21.143
5	1:32.268	+1.251	1:53.411
<b>(14) John Houllihan</b>			
1	1:38.786	+4.588	1:17.095
2	1:38.567	+4.369	1:55.662
3	1:39.026	+4.828	1:34.688
4	1:43.236	+9.038	1:17.924
5	1:34.198		1:52.122
<b>(8) Eric Kavanagh</b>			
1	1:43.493	+4.951	1:34.308
2	1:40.311	+1.769	1:14.619
3	1:40.698	+2.156	1:55.317
4	1:38.899	+0.357	1:34.216
5	1:38.542		1:12.758
<b>(13) Ali Carver</b>			
1	1:43.698	+4.303	1:37.173
2	1:40.596	+1.201	1:17.769
3	1:39.996	+0.601	1:57.765
4	1:39.395		1:37.160
5	1:41.692	+2.297	1:18.852
<b>(3) Patrick Johnson</b>			
1	1:53.215	+11.862	1:13.842
2	1:41.869	+0.516	2:55.711
3	1:41.353		1:37.064
4	1:49.439	+8.086	1:26.503
5	1:50.399	+9.046	1:16.902
<b>(16) Liam Ruth</b>			
1	1:48.780	+7.326	1:21.239
2	1:41.665	+0.211	1:02.904
3	1:41.454		1:44.358
<b>(11) Nick Bennett</b>			
p1	3:52.104	10.461	2:41.483
2	1:53.891	+12.248	1:35.374
3	1:45.551	+3.908	1:20.925
4	1:41.643		1:02.568
<b>(4) Angus Johnson</b>			
1	1:41.776		1:38.579
2	1:45.461	+3.685	1:24.040
3	1:45.742	+3.966	1:09.782

Lap	Lap Tm	Diff	me of Day
4	1:48.003	+6.227	1:57.785
5	1:48.849	+7.073	1:46.634
<b>(1) John Luttrell</b>			
1	1:47.041	+4.041	1:40.717
2	1:43.000		1:23.717
3	1:43.176	+0.176	1:06.893
4	1:47.350	+4.350	1:54.243
5	1:47.357	+4.357	1:41.600
<b>(6) Edmund Cassidy</b>			
1	1:44.565	+0.075	1:18.177
2	1:46.944	+2.454	1:05.121
3	1:44.490		1:49.611
4	2:12.548	+28.058	1:02.159
<b>(9) Daniel Bailey</b>			
1	1:54.455	+4.280	1:20.232
2	2:00.611	+10.436	1:20.843
3	1:50.175		5:11.018
4	1:50.974	+0.799	1:01.992
<b>(2) Dermot Johnson</b>			
1	1:56.230	+2.677	1:30.810
2	1:55.635	+2.082	1:26.445
3	1:54.835	+1.282	1:21.280
4	1:53.553		1:14.833
<b>(7) Philippa Bailey</b>			
1	2:02.972	+5.798	1:18.480
2	2:04.795	+7.621	1:23.275
3	2:02.325	+5.151	1:25.600
4	1:57.174		1:22.774

Lap	Lap Tm	Diff	me of Day
-----	--------	------	-----------

Results provisional until the conclusion of judicial and technical matters

Orbits

Timekeeper: D.Bradfield

Clerk of Course: Chris Edwards

www.mylaps.com

Live timing available at timing.rhwright.

Licensed to: R.H.Wright Timing

Printed: 28/07/2024 18:46:05



## 500MRCI Kirkistown Mid Summer Meeting

Sorted on best lap time

Pre-55 Historics

Kirkistown 500 MRCI 1.512 miles

Qualifying (Q5)

27/07/2024 09:45

Qualifying started at 10:06:42

Pos	No.	Name	Make	Best Tm	Diff	In Lap	Best Speed	2nd Best	In Lap
1	5	Andy Johnson	2.6 Alfa Monza	<b>1:23.085</b>		4	65.511	1:23.728	5
2	27	Simon Brien	1.3 MG K3	<b>1:28.471</b>	5.386	5	61.523	1:28.602	1
3	87	Ken McEvoy	1.5 Riley TT Sprite	<b>1:28.474</b>	5.389	2	61.521	1:29.625	5
4	67	Tony Canny	1.5 Riley TT Sprite	<b>1:31.017</b>	7.932	4	59.802	1:32.268	5
5	14	John Houllihan	1936 Riley 12/4	<b>1:34.198</b>	11.113	5	57.783	1:38.567	2
6	8	Eric Kavanagh	1.5 Frazer Nash	<b>1:38.542</b>	15.457	5	55.236	1:38.899	4
7	13	Ali Carver	4.5 Vauxhall 30/98	<b>1:39.395</b>	16.310	4	54.762	1:39.996	3
8	3	Patrick Johnson	1.7 Alfa Romeo 1750	<b>1:41.353</b>	18.268	3	53.704	1:41.869	2
9	16	Liam Ruth	1.0 Iona Mk2	<b>1:41.454</b>	18.369	3	53.650	1:41.665	2
10	11	Nick Bennett	2.5 Alvis Silver Eacle	<b>1:41.643</b>	18.558	4	53.550	1:45.551	3
11	4	Angus Johnson	1.7 Alfa Romeo 1750	<b>1:41.776</b>	18.691	1	53.480	1:45.461	2
12	1	John Luttrell	1.1 Riley Brooklands	<b>1:43.000</b>	19.915	2	52.845	1:43.176	3
13	6	Edmund Cassidy	1.1 Iona Special	<b>1:44.490</b>	21.405	3	52.091	1:44.565	1
14	9	Daniel Bailey	3.0 Bentley	<b>1:50.175</b>	27.090	3	49.403	1:50.974	4
15	2	Dermot Johnson	1.1 Salmson	<b>1:53.553</b>	30.468	4	47.934	1:54.835	3
16	7	Philippa Bailey	4.5 Bentley	<b>1:57.174</b>	34.089	4	46.452	2:02.325	3
17	17	Jack Brien	1.3 MG PB			0	-		0

Results provisional until the conclusion of judicial and technical matters

Orbits

Timekeeper: D.Bradfield

Clerk of Course: Chris Edwards

Live timing available at [timing.rhwright.co.uk](http://timing.rhwright.co.uk)

[www.mylaps.com](http://www.mylaps.com)

Licensed to: R.H.Wright Timing

Printed: 27/07/2024 10:21:39



**R.H.  
Wright**



**500MRCI Kirkistown Mid Summer Meeting**

**Pre-55 Historics**

**Kirkistown 500 MRCI 1.512 miles**

**Race 1 (R5)**

**27/07/2024 12:40**

**Race (12:00 and 1 Laps) started at 13:24:20**

Lap	Lap Tm	Diff	me of Day
<b>(5) Andy Johnson</b>			
1	1:24.952	+4.152	1:47.594
2	1:20.800		1:08.394
3	1:23.528	+2.728	1:31.922
4	1:24.818	+4.018	1:56.740
5	1:22.204	+1.404	1:18.944
6	1:31.226	+10.426	1:50.170
7	1:26.593	+5.793	1:16.763
8	1:27.255	+6.455	1:44.018
9	1:23.840	+3.040	1:07.858
10	1:21.849	+1.049	1:29.707
<b>(67) Tony Cany</b>			
1	1:32.864	+3.720	1:56.259
2	1:29.144		1:25.403
3	1:30.210	+1.066	1:55.613
4	1:30.096	+0.952	1:25.709
5	1:32.191	+3.047	1:57.900
6	1:30.623	+1.479	1:28.523
7	1:29.887	+0.743	1:58.410
8	1:33.103	+3.959	1:31.513
9	1:33.343	+4.199	1:04.856
10	1:39.310	+10.166	1:44.166
<b>(87) Ken McEvoy</b>			
1	1:47.338	+18.820	1:10.714
2	1:31.086	+2.568	1:41.800
3	1:29.407	+0.889	1:11.207
4	1:31.175	+2.657	1:42.382
5	1:29.508	+0.990	1:11.890
6	1:30.916	+2.398	1:42.806
7	1:29.524	+1.006	1:12.330
8	1:28.518		1:40.848
9	1:29.410	+0.892	1:10.258
10	1:38.789	+10.271	1:49.047
<b>(14) John Houllihan</b>			
1	1:37.345	+5.327	1:01.322
2	1:33.195	+1.177	1:34.517
3	1:35.236	+3.218	1:09.753
4	1:33.573	+1.555	1:43.326
5	1:32.018		1:15.344
6	1:32.744	+0.726	1:48.088
7	1:33.511	+1.493	1:21.599
8	1:32.494	+0.476	1:54.093
9	1:33.907	+1.889	1:28.000
10	1:28.450	-3.568	1:56.450
<b>(8) Eric Kavanagh</b>			
1	1:38.408	+4.700	1:02.559
2	1:36.791	+3.083	1:39.350
3	1:36.059	+2.351	1:15.409
4	1:35.247	+1.539	1:50.656
5	1:34.953	+1.245	1:25.609
6	1:36.258	+2.550	1:01.867
7	1:34.563	+0.855	1:36.430
8	1:34.171	+0.463	1:10.601
9	1:33.708		1:44.309
<b>(4) Angus Johnson</b>			
1	1:41.086	+8.476	1:08.546
2	1:38.524	+5.914	1:47.070
3	1:34.842	+2.232	1:21.912
4	1:33.711	+1.101	1:55.623
5	1:32.610		1:28.233
6	1:38.365	+5.755	1:06.598
7	1:37.705	+5.095	1:44.303
8	1:33.513	+0.903	1:17.816
9	1:33.692	+1.082	1:51.508
<b>(13) Ali Carver</b>			
1	1:43.812	+5.782	1:08.312
2	1:41.085	+3.055	1:49.397

Lap	Lap Tm	Diff	me of Day
3	1:39.382	+1.352	1:28.779
4	1:39.432	+1.402	1:08.211
5	1:39.323	+1.293	1:47.534
6	1:41.330	+3.300	1:28.864
7	1:38.030		1:06.894
8	1:40.367	+2.337	1:47.261
9	1:38.795	+0.765	1:26.056
<b>(16) Liam Ruth</b>			
1	1:45.634	+4.899	1:11.013
2	1:41.174	+0.439	1:52.187
3	1:41.121	+0.386	1:33.308
4	1:40.735		1:14.043
5	1:41.899	+1.164	1:55.942
6	1:42.330	+1.595	1:38.272
7	1:41.254	+0.519	1:19.526
8	1:41.110	+0.375	1:00.636
9	1:43.765	+3.030	1:44.401
<b>(11) Nick Bennett</b>			
1	1:45.561	+5.000	1:11.663
2	1:41.950	+1.389	1:53.613
3	1:40.596	+0.035	1:34.209
4	1:41.597	+1.036	1:15.806
5	1:42.662	+2.101	1:58.468
6	1:40.850	+0.289	1:39.318
7	1:43.051	+2.490	1:22.369
8	1:40.561		1:02.930
9	1:43.009	+2.448	1:45.939
<b>(6) Edmund Cassidy</b>			
1	1:39.746		1:05.983
2	1:45.597	+5.849	1:51.580
3	1:43.268	+3.520	1:34.848
4	1:41.234	+1.486	1:16.082
5	1:43.697	+3.949	1:59.779
6	1:40.901	+1.153	1:40.680
7	1:42.440	+2.692	1:23.120
8	1:41.087	+1.339	1:04.207
9	1:42.485	+2.737	1:46.692
<b>(1) John Luttrell</b>			
1	1:47.591	+8.422	1:14.864
2	1:41.204	+2.035	1:56.068
3	1:43.806	+4.637	1:39.874
4	1:39.169		1:19.043
5	1:40.226	+1.057	1:59.269
6	1:41.032	+1.863	1:40.301
7	2:08.939	+29.770	1:49.240
8	1:40.667	+1.498	1:29.907
<b>(3) Patrick Johnson</b>			
1	1:53.642	+11.495	1:19.959
2	1:53.200	+11.053	1:13.159
3	1:45.712	+3.565	1:58.871
4	1:46.855	+4.708	1:45.726
5	1:46.671	+4.524	1:32.397
6	1:44.335	+2.188	1:16.732
7	1:42.147		1:58.879
8	1:45.864	+3.717	1:44.743
<b>(9) Daniel Bailey</b>			
1	1:50.825	+4.019	1:19.152
2	2:07.309	+20.703	1:26.461
3	1:55.341	+8.735	1:21.802
4	1:51.613	+5.007	1:13.415
5	1:49.852	+3.246	1:03.267
6	1:54.752	+8.146	1:58.019
7	1:46.606		1:44.625
8	1:49.328	+2.722	1:33.953
<b>(7) Philippa Bailey</b>			
1	2:00.133	+11.139	1:29.876
2	1:57.072	+8.078	1:26.948

Lap	Lap Tm	Diff	me of Day
3	1:57.491	+8.497	1:24.439
4	1:53.975	+4.981	1:18.414
5	1:52.706	+3.712	4:11.120
6	1:52.001	+3.007	1:03.121
7	1:51.739	+2.745	1:54.860
8	1:48.994		1:43.854
<b>(2) Dermot Johnson</b>			
1	2:01.751	+10.434	1:30.695
2	1:59.820	+8.503	1:30.515
3	1:58.304	+6.987	1:28.819
4	1:52.727	+1.410	1:21.546
5	1:54.548	+3.231	1:16.094
6	1:51.928	+0.611	1:08.022
7	1:51.317		1:59.339
8	1:57.110	+5.793	1:56.449
<b>(27) Simon Brien</b>			
1	1:34.170		1:57.342

Results provisional until the conclusion of judicial and technical matters

Orbits

Timekeeper: D.Bradfield

Clerk of Course: Chris Edwards

www.mylaps.com

Live timing available at timing.rhwright.

Licensed to: R.H.Wright Timing

Printed: 28/07/2024 18:46:22



## 500MRCI Kirkistown Mid Summer Meeting

Sorted on Laps

Pre-55 Historics

Kirkistown 500 MRCI 1.512 miles

Race 1 (R5)

27/07/2024 12:40

Race (12:00 and 1 Laps) started at 13:24:20

Pos	No.	Name	Make	Laps	Total Tm	Best Tm	Best Speed	In Lap	Avg. Speed
1	5	Andy Johnson	2.6 Alfa Monza	10	14:09.693	<b>1:20.800</b>	67.364	2	64.059
2	67	Tony Canny	1.5 Riley TT Sprite	10	15:24.152	<b>1:29.144</b>	61.059	2	58.897
3	87	Ken McEvoy	1.5 Riley TT Sprite	10	15:29.033	<b>1:28.518</b>	61.491	8	58.588
4	14	John Houllihan	1936 Riley 12/4	10	15:36.436	<b>1:32.018</b>	59.152	5	58.125
5	8	Eric Kavanagh	1.5 Frazer Nash	9	14:24.295	<b>1:33.708</b>	58.085	9	56.679
6	4	Angus Johnson	1.7 Alfa Romeo 1750	9	14:31.494	<b>1:32.610</b>	58.774	5	56.211
7	13	Ali Carver	4.5 Vauxhall 30/98	9	15:06.042	<b>1:38.030</b>	55.524	7	54.067
8	16	Liam Ruth	1.0 Iona Mk2	9	15:24.387	<b>1:40.735</b>	54.033	4	52.994
9	11	Nick Bennett	2.5 Alvis Silver Eacle	9	15:25.925	<b>1:40.561</b>	54.127	8	52.906
10	6	Edmund Cassidy	1.1 Iona Special	9	15:26.678	<b>1:39.748</b>	54.568	1	52.863
11	1	John Luttrell	1.1 Riley Brooklands	8	14:09.893	<b>1:39.169</b>	54.886	4	51.235
12	3	Patrick Johnson	1.7 Alfa Romeo 1750	8	14:24.729	<b>1:42.147</b>	53.286	7	50.356
13	9	Daniel Bailey	3.0 Bentley	8	15:13.939	<b>1:46.606</b>	51.057	7	47.644
14	7	Philippa Bailey	4.5 Bentley	8	15:23.840	<b>1:48.994</b>	49.939	8	47.134
15	2	Dermot Johnson	1.1 Salmson	8	15:36.435	<b>1:51.317</b>	48.897	7	46.500
<b>Not classified</b>									
DNF	27	Simon Brien	1.3 MG K3	1	1:37.328	<b>1:34.170</b>	57.800	1	55.925
DNS	17	Jack Brien	1.3 MG PB				-	0	-

Margin of Victory	Avg. Speed	Best Lap Tm	Best Speed	Best Lap by
1:14.459	64.059	1:20.800	67.364	5 - Andy Johnson

Results provisional until the conclusion of judicial and technical matters

Orbits

Timekeeper: D.Bradfield

Clerk of Course: Chris Edwards

Live timing available at [timing.rhwright.co.uk](http://timing.rhwright.co.uk)

[www.mylaps.com](http://www.mylaps.com)

Licensed to: R.H.Wright Timing

Printed: 27/07/2024 13:45:02



## 500MRCI Kirkistown Mid Summer Meeting

Pre-55 Historics

Kirkistown 500 MRCI 1.512 miles


Race 1 (R5)

27/07/2024 12:40

Race (12:00 and 1 Laps)

9	17	
	17	
8	2	7
	15	16
7	6	9
	13	14
6	4	1
	11	12
5	16	11
	9	10
4	13	3
	7	8
3	14	8
	5	6
2	87	67
	3	4
1	5	27
	1	2

POLE POSITION



Results provisional until the conclusion of judicial and technical matters

Orbits

Timekeeper: D.Bradfield

Clerk of Course: Chris Edwards

Live timing available at [timing.rhwright.co.uk](http://timing.rhwright.co.uk)

[www.mylaps.com](http://www.mylaps.com)

Printed: 27/07/2024 10:25:27

Licensed to: R.H.Wright Timing



**R.H.  
Wright**



**500MRCI Kirkistown Mid Summer Meeting**

**Pre-55 Historics**

**Kirkistown 500 MRCI 1.512 miles**

**Race 2 (R12)**

**27/07/2024 15:35**

**Race started at 16:08:57**

Lap	Lap Tm	Diff	me of Day
<b>(87) Ken McEvoy</b>			
1	1:34.301	+6.108	1:34.471
2	1:29.176	+0.983	1:03.647
3	1:29.296	+1.103	1:32.943
4	1:29.769	+1.576	1:02.712
5	1:31.136	+2.943	1:33.848
6	1:29.694	+1.501	1:03.542
7	1:29.166	+0.973	1:32.708
8	1:28.193		1:00.901
<b>(14) John Houllihan</b>			
1	1:35.612	+8.552	1:36.371
2	1:28.581	+1.521	1:04.952
3	1:29.623	+2.563	1:34.575
4	1:29.838	+2.778	1:04.413
5	1:30.756	+3.696	1:35.169
6	1:29.397	+2.337	1:04.566
7	1:29.928	+2.868	1:34.494
8	1:27.060		1:01.554
<b>(67) Tony Canny</b>			
1	1:36.208	+8.598	1:36.603
2	1:29.465	+1.855	1:06.068
3	1:27.610		1:33.678
4	1:30.024	+2.414	1:03.702
5	1:32.572	+4.962	1:36.274
6	1:28.658	+1.048	1:04.932
7	1:29.516	+1.906	1:34.448
8	1:28.364	+0.754	1:02.812
<b>(8) Eric Kavanagh</b>			
1	1:40.360	+7.384	1:41.655
2	1:37.619	+4.643	1:19.274
3	1:36.042	+3.066	1:55.316
4	1:37.946	+4.970	1:33.262
5	1:35.610	+2.634	1:08.872
6	1:35.047	+2.071	1:43.919
7	1:32.976		1:16.895
8	1:36.015	+3.039	1:52.910
<b>(6) Edmund Cassidy</b>			
1	1:38.640	+4.606	1:42.254
2	1:35.177	+1.143	1:17.431
3	1:36.656	+2.622	1:54.087
4	1:36.948	+2.914	1:31.035
5	1:34.034		1:05.069
6	1:35.898	+1.864	1:40.967
7	1:34.936	+0.902	1:15.903
8	1:37.186	+3.152	1:53.089
<b>(4) Angus Johnson</b>			
1	1:41.184	+5.278	1:45.110
2	1:36.986	+1.080	1:22.096
3	1:37.477	+1.571	1:59.573
4	1:36.530	+0.624	1:36.103
5	1:35.906		1:12.009
6	1:38.092	+2.186	1:50.101
7	1:42.041	+6.135	1:32.142
8	1:41.575	+5.669	1:13.717
<b>(13) Ali Carver</b>			
1	1:44.778	+7.181	1:46.514
2	1:38.515	+0.918	1:25.029
3	1:38.698	+1.101	1:03.727
4	1:39.490	+1.893	1:43.217
5	1:39.570	+1.973	1:22.787
6	1:38.590	+0.993	1:01.377
7	1:37.597		1:38.974
8	1:38.743	+1.146	1:17.717
<b>(16) Liam Ruth</b>			
1	1:42.979	+3.869	1:44.932
2	1:40.576	+1.466	1:25.508

Lap	Lap Tm	Diff	me of Day
3	1:40.146	+1.036	1:05.654
4	1:40.478	+1.368	1:46.132
5	1:40.221	+1.111	1:26.353
6	1:39.744	+0.634	1:06.097
7	1:39.110		1:45.207
8	1:43.044	+3.934	1:28.251
<b>(11) Nick Bennett</b>			
1	1:43.625	+4.300	1:47.949
2	1:40.069	+0.744	1:28.018
3	1:39.325		1:07.343
4	1:40.560	+1.235	1:47.903
5	1:40.762	+1.437	1:28.665
6	1:40.525	+1.200	1:09.190
7	1:41.693	+2.368	1:50.883
8	1:39.918	+0.593	1:30.801
<b>(3) Patrick Johnson</b>			
1	2:16.488	+38.373	1:19.863
2	1:39.614	+1.499	1:59.477
3	1:43.141	+5.026	1:42.618
4	1:39.085	+0.970	1:21.703
5	1:38.115		1:59.818
6	1:49.746	+11.631	1:49.564
7	1:55.396	+17.281	1:44.960
<b>(9) Daniel Bailey</b>			
1	1:49.950	+3.182	1:54.849
2	1:47.555	+0.787	1:42.404
3	1:48.307	+1.539	1:30.711
4	1:52.051	+5.283	1:22.762
5	1:48.594	+1.826	1:11.356
6	1:46.768		1:58.124
7	1:48.358	+1.590	1:46.482
<b>(1) John Luttrell</b>			
1	1:48.159	+9.556	1:51.624
2	1:38.603		1:30.227
3	1:43.085	+4.482	1:13.312
4	2:18.662	+40.059	1:31.974
5	1:43.707	+5.104	1:15.681
6	1:39.357	+0.754	1:55.038
7	2:08.349	+29.746	1:03.387
<b>(2) Dermot Johnson</b>			
1	1:58.673	+8.878	1:04.232
2	1:52.841	+3.046	1:57.073
3	1:56.060	+6.265	1:53.133
4	1:49.795		1:42.928
5	1:50.931	+1.136	1:33.859
6	1:50.227	+0.432	1:24.086
7	1:50.436	+0.641	1:14.522
<b>(7) Philippa Bailey</b>			
1	2:01.115	+9.757	1:07.523
2	1:55.774	+4.416	1:03.297
3	1:53.972	+2.614	1:57.269
4	1:55.232	+3.874	1:52.501
5	1:52.914	+1.556	1:45.415
6	1:52.160	+0.802	1:37.575
7	1:51.358		1:28.933
<b>(5) Andy Johnson</b>			
1	1:25.252	+2.967	1:24.096
2	1:22.285		1:46.381
3	1:23.188	+0.903	1:09.569
4	1:26.798	+4.513	1:36.367
5	1:24.411	+2.126	1:00.778
6	1:22.609	+0.324	1:23.387
<b>(27) Simon Brien</b>			
1	1:33.069	+5.044	1:31.498
2	1:28.717	+0.692	1:00.215
3	1:28.025		1:28.240

Lap	Lap Tm	Diff	me of Day
4	1:28.264	+0.239	1:56.504
5	1:29.025	+1.000	1:25.529
6	1:28.612	+0.587	1:54.141

Results provisional until the conclusion of judicial and technical matters

Orbits

Timekeeper: D.Bradfield

Clerk of Course: Chris Edwards

Live timing available at timing.rhwright.

www.mylaps.com

Printed: 28/07/2024 18:46:34

Licensed to: R.H.Wright Timing



## 500MRCI Kirkistown Mid Summer Meeting

Sorted on Laps

Pre-55 Historics

Kirkistown 500 MRCI 1.512 miles

Race 2 (R12)

27/07/2024 15:35

Race started at 16:08:57

Pos	No.	Name	Make	Laps	Total Tm	Best Tm	Best Speed	In Lap	Avg. Speed
1	87	Ken McEvoy	1.5 Riley TT Sprite	8	12:03.733	<b>1:28.193</b>	61.717	8	60.166
2	14	John Houllihan	1936 Riley 12/4	8	12:04.386	<b>1:27.060</b>	62.520	8	60.112
3	67	Tony Canny	1.5 Riley TT Sprite	8	12:05.644	<b>1:27.610</b>	62.128	3	60.008
4	8	Eric Kavanagh	1.5 Frazer Nash	8	12:55.742	<b>1:32.976</b>	58.542	7	56.132
5	6	Edmund Cassidy	1.1 Iona Special	8	12:55.921	<b>1:34.034</b>	57.884	5	56.119
6	4	Angus Johnson	1.7 Alfa Romeo 1750	8	13:16.549	<b>1:35.906</b>	56.754	5	54.666
7	13	Ali Carver	4.5 Vauxhall 30/98	8	13:20.549	<b>1:37.597</b>	55.770	7	54.393
8	16	Liam Ruth	1.0 Iona Mk2	8	13:31.083	<b>1:39.110</b>	54.919	7	53.686
9	11	Nick Bennett	2.5 Alvis Silver Eacle	8	13:33.633	<b>1:39.325</b>	54.800	3	53.518
10	3	Patrick Johnson	1.7 Alfa Romeo 1750	7	12:47.792	<b>1:38.115</b>	55.476	5	49.624
11	9	Daniel Bailey	3.0 Bentley	7	12:49.314	<b>1:46.768</b>	50.980	6	49.526
12	1	John Luttrell	1.1 Riley Brooklands	7	13:06.219	<b>1:38.603</b>	55.201	2	48.461
13	2	Dermot Johnson	1.1 Salmson	7	13:17.354	<b>1:49.795</b>	49.574	4	47.784
14	7	Philippa Bailey	4.5 Bentley	7	13:31.765	<b>1:51.358</b>	48.879	7	46.936
<b>Not classified</b>									
DNF	5	Andy Johnson	2.6 Alfa Monza	6	8:26.219	<b>1:22.285</b>	66.148	2	64.514
DNF	27	Simon Brien	1.3 MG K3	6	9:06.973	<b>1:28.025</b>	61.835	3	59.707
DNS	17	Jack Brien	1.3 MG PB				-	0	-

### Announcements

Penalty - Car 27 +10s - False Start (Q12.14)

Margin of Victory	Avg. Speed	Best Lap Tm	Best Speed	Best Lap by
0.653	60.166	1:27.060	62.520	14 - John Houllihan

Results provisional until the conclusion of judicial and technical matters

Orbits

Timekeeper: D.Bradfield

Clerk of Course: Chris Edwards

Live timing available at [timing.rhwright.co.uk](http://timing.rhwright.co.uk)

[www.mylaps.com](http://www.mylaps.com)

Licensed to: R.H.Wright Timing

Printed: 27/07/2024 16:28:46



## 500MRCI Kirkistown Mid Summer Meeting

Pre-55 Historics

Kirkistown 500 MRCI 1.512 miles


Race 2 (R12)

27/07/2024 15:35

Race (12:00 and 1 Laps)

9	17	
	17	
8	2	7
	15	16
7	11	9
	13	14
6	6	4
	11	12
5	3	1
	9	10
4	13	16
	7	8
3	14	8
	5	6
2	87	67
	3	4
1	5	27
	1	2

POLE POSITION



Results provisional until the conclusion of judicial and technical matters

Orbits

Timekeeper: D.Bradfield

Clerk of Course: Chris Edwards

Live timing available at [timing.rhwright.co.uk](http://timing.rhwright.co.uk)

[www.mylaps.com](http://www.mylaps.com)

Printed: 27/07/2024 10:26:00

Licensed to: R.H.Wright Timing





**R.H.  
Wright**



**500MRCI Kirkistown Mid Summer Meeting**

**Roadsports/Globals**

**Kirkistown 500 MRCI 1.512 miles**

**Qualifying (Q2)**

**27/07/2024 09:00**

**Qualifying started at 9:18:57**

Lap	Lap Tm	Diff	me of Day
-----	--------	------	-----------

(20) Jim Larkham

1	1:03.523	+4.001	1:23.938
2	1:00.880	+1.358	1:24.818
3	1:00.228	+0.706	1:25.046
4	1:01.148	+1.626	1:26.194
5	1:01.443	+1.921	1:27.637
6	1:02.764	+3.242	1:30.401
7	1:19.055	+19.533	1:49.456
8	1:02.282	+2.760	1:51.738
9	59.522		1:51.260

(120) Mike Ward

1	1:03.499	+3.401	1:24.623
2	1:02.076	+1.978	1:26.699
3	1:00.098		1:26.797
4	1:01.383	+1.285	1:28.180
5	1:00.903	+0.805	1:29.083
6	1:02.212	+2.114	1:31.295
7	1:08.940	+8.842	1:40.235
8	1:02.654	+2.556	1:42.889
9	1:02.021	+1.923	1:44.910

(1) Cameron Fenlon

1	1:05.650	+2.812	1:46.170
2	1:03.154	+0.316	1:49.324
3	1:03.122	+0.284	1:52.446
4	1:02.838		1:55.284
5	1:06.290	+3.452	1:01.574
6	1:11.632	+8.794	1:13.206
7	1:05.400	+2.562	1:18.606

(55) Bernard Foley

1	1:04.712	+1.690	1:17.246
2	1:03.781	+0.759	1:21.027
3	1:03.800	+0.778	1:24.827
4	1:04.454	+1.432	1:29.281
5	1:03.022		1:32.303
6	1:03.226	+0.204	1:35.529
7	1:04.476	+1.454	1:40.005
8	1:04.618	+1.596	1:44.623
9	1:03.409	+0.387	1:48.032

(8) Peter Drennan

1	1:09.751	+6.725	1:46.999
2	1:03.229	+0.203	1:50.228
3	1:03.026		1:53.254
4	1:03.070	+0.044	1:56.324
5	1:03.453	+0.427	1:59.777
6	1:05.218	+2.192	1:04.995
7	1:04.079	+1.053	1:09.074
8	1:09.823	+6.797	1:18.897

(54) Steve Morris

1	1:07.619	+4.551	1:30.643
2	1:08.799	+5.731	1:39.442
3	1:05.600	+2.532	1:45.042
4	1:04.504	+1.436	1:49.546
5	1:03.068		1:52.614
6	1:10.584	+7.516	1:03.198
7	1:04.535	+1.467	1:07.733

(222) Charlie Linnane

1	1:05.939	+2.055	1:56.912
2	1:04.239	+0.355	1:01.151
3	1:03.884		1:05.035
4	1:10.574	+6.690	1:15.609
5	1:05.734	+1.850	1:21.343
6	1:05.800	+1.916	1:27.143
7	1:05.341	+1.457	1:32.484
8	1:07.847	+3.963	1:40.331

(7) Richard Finlay

1	1:05.178	+1.286	1:47.422
---	----------	--------	----------

Lap	Lap Tm	Diff	me of Day
-----	--------	------	-----------

2	1:03.996	+0.104	1:51.418
3	1:04.133	+0.241	1:55.551
4	1:03.892		1:59.443
5	1:04.157	+0.265	1:03.600
6	1:04.506	+0.614	1:08.106
7	1:04.715	+0.823	1:12.821
8	1:16.502	+12.610	1:29.323

(34) Mark Francis

1	1:07.654	+3.456	1:53.444
2	1:05.513	+1.315	1:58.957
3	1:05.819	+1.621	1:04.776
4	1:07.071	+2.873	1:11.847
5	1:04.311	+0.113	1:16.158
6	1:08.378	+4.180	1:24.536
7	1:04.198		1:28.734
8	1:08.630	+4.432	1:37.364

(44) Richard Francis

1	1:05.991	+1.671	1:32.033
2	1:06.947	+2.627	1:38.980
3	1:05.572	+1.252	1:44.552
4	1:05.570	+1.250	1:50.122
5	1:04.320		1:54.442
6	1:11.746	+7.426	1:06.188
7	1:05.641	+1.321	1:11.829
8	1:06.203	+1.883	1:18.032

(15) Paul Thompson

1	1:07.113	+1.876	1:30.296
2	1:11.346	+6.109	1:41.642
3	1:05.574	+0.337	1:47.216
4	1:05.596	+0.359	1:52.812
5	1:06.321	+1.084	1:59.133
6	1:06.562	+1.325	1:05.695
7	1:06.828	+1.591	1:12.523
8	1:05.237		1:17.760

(50) Richard Morgan

1	1:10.637	+5.096	1:21.112
2	1:06.447	+0.906	1:31.659
3	1:05.948	+0.407	1:42.507
4	1:06.683	+1.142	1:52.190
5	1:06.564	+1.023	1:03.754
6	1:06.195	+0.654	1:14.949
7	1:06.219	+0.678	1:24.168
8	1:05.541		1:33.709

(26) Ethan Campbell

1	1:09.991	+3.736	1:58.488
2	1:07.214	+0.959	1:05.702
3	1:07.883	+1.628	1:13.585
4	1:09.038	+2.783	1:22.623
5	1:06.640	+0.385	1:29.263
6	1:06.910	+0.655	1:36.173
7	1:07.122	+0.867	1:43.295
8	1:06.255		1:49.550

(22) Allen Millar

1	1:09.512	+2.871	1:42.119
2	1:09.524	+2.883	1:51.643
3	1:07.902	+1.261	1:59.545
4	1:07.805	+1.164	1:07.350
5	1:07.731	+1.090	1:15.081
6	1:10.345	+3.704	1:25.426
7	1:06.733	+0.092	1:32.159
8	1:06.641		1:38.800

(27) Roisin Sweeney

1	1:08.087	+1.331	1:00.305
2	1:07.161	+0.405	1:07.466
3	1:07.268	+0.512	1:14.734
4	1:06.756		1:21.490
5	1:06.898	+0.142	1:28.388

Lap	Lap Tm	Diff	me of Day
-----	--------	------	-----------

6	1:07.187	+0.431	1:35.575
7	1:10.721	+3.965	1:46.296
8	1:07.183	+0.427	1:53.479

(259) Jonathan Smith

1	1:11.806	+4.806	1:47.815
2	1:08.517	+1.517	1:56.332
3	1:07.817	+0.817	1:04.149
4	1:08.643	+1.643	1:12.792
5	1:07.076	+0.076	1:19.868
6	1:10.066	+3.066	1:29.934
7	1:07.927	+0.927	1:37.861
8	1:07.000		1:44.861

(70) Ken Byrne

1	1:08.259	+0.930	1:59.623
2	1:07.329		1:06.952
3	1:08.443	+1.114	1:15.395
4	1:07.684	+0.355	1:23.079
5	2:03.595	+56.266	1:26.674
6	1:11.669	+4.340	1:38.343
7	1:08.849	+1.520	1:47.192

(303) Brian Crawford

1	1:07.795		1:34.307
p2	3:03.234	55.439	1:47.541
3	1:11.709	+3.914	1:54.250
4	1:12.400	+4.605	1:01.660
5	1:07.866	+0.071	1:09.516
6	1:08.934	+1.139	1:18.450

Results provisional until the conclusion of judicial and technical matters

Orbits

Timekeeper: D.Bradfield

Clerk of Course: Chris Edwards

www.mylaps.com

Live timing available at timing.rhwright.

Licensed to: R.H.Wright Timing

Printed: 28/07/2024 18:46:44



## 500MRCI Kirkistown Mid Summer Meeting

Sorted on best lap time

Roadsports/Globals

Kirkistown 500 MRCI 1.512 miles

Qualifying (Q2)

27/07/2024 09:00

Qualifying started at 9:18:57

Pos	No.	Name	Make	Best Tm	Diff	In Lap	Best Speed	2nd Best	In Lap
1	20	Jim Larkham	Radical Pr6	<b>59.522</b>		9	91.446	1:00.228	3
2	120	Mike Ward	1.3 Radical PR6	<b>1:00.098</b>	0.576	3	90.569	1:00.903	5
3	1	Cameron Fenton	0.6 Global GT	<b>1:02.838</b>	3.316	4	86.620	1:03.122	3
4	55	Bernard Foley	2.0 Crossle 42S	<b>1:03.022</b>	3.500	5	86.367	1:03.226	6
5	8	Peter Drennan	0.6 Global GT	<b>1:03.026</b>	3.504	3	86.362	1:03.070	4
6	54	Steve Morris	2.0 Crossle 42S	<b>1:03.068</b>	3.546	5	86.304	1:04.504	4
7	222	Charlie Linnane	0.6 Global GT	<b>1:03.884</b>	4.362	3	85.202	1:04.239	2
8	7	Richard Finlay	0.6 Global GT	<b>1:03.892</b>	4.370	4	85.191	1:03.996	2
9	34	Mark Francis	1.0 Locost Honda	<b>1:04.198</b>	4.676	7	84.785	1:04.311	5
10	44	Richard Francis	1.0 Locost Honda	<b>1:04.320</b>	4.798	5	84.624	1:05.570	4
11	15	Paul Thompson	1.0 Striker Honda	<b>1:05.237</b>	5.715	8	83.435	1:05.574	3
12	50	Richard Morgan	1.0 Westfield Honda	<b>1:05.541</b>	6.019	8	83.048	1:05.948	3
13	26	Ethan Campbell	1.0 Locost Honda	<b>1:06.255</b>	6.733	8	82.153	1:06.640	5
14	22	Allen Millar	1.0 GMS Honda	<b>1:06.641</b>	7.119	8	81.677	1:06.733	7
15	27	Roisin Sweeney	0.6 Global GT	<b>1:06.756</b>	7.234	4	81.536	1:06.898	5
16	259	Jonathan Smith	1.0 Westfield Honda	<b>1:07.000</b>	7.478	8	81.239	1:07.076	5
17	70	Ken Byrne	0.6 Global GT	<b>1:07.329</b>	7.807	2	80.842	1:07.684	4
18	303	Brian Crawford	1.0 Vortex Honda	<b>1:07.795</b>	8.273	1	80.286	1:07.866	5
19	31	Arnie Black	2.0 Crossle 375			0	-		0

Results provisional until the conclusion of judicial and technical matters

Orbits

Timekeeper: D.Bradfield

Clerk of Course: Chris Edwards

Live timing available at [timing.rhwright.co.uk](http://timing.rhwright.co.uk)

[www.mylaps.com](http://www.mylaps.com)

Licensed to: R.H.Wright Timing

Printed: 27/07/2024 09:30:23



**R.H.  
Wright**



**500MRCI Kirkistown Mid Summer Meeting**

**Roadsports/Globals**

**Kirkistown 500 MRCI 1.512 miles**

**Race 1 (R2)**

**27/07/2024 11:25**

**Race (12:00 and 1 Laps) started at 11:32:40**

Lap	Lap Tm	Diff	me of Day
<b>(20) Jim Larkham</b>			
1	1:02.306	+2.565	3:42.980
2	59.741		4:42.721
3	1:00.755	+1.014	5:43.476
4	1:00.044	+0.303	6:43.520
5	1:00.442	+0.701	7:43.962
6	1:01.319	+1.578	8:45.281
7	1:01.581	+1.840	9:46.862
8	1:00.594	+0.853	10:47.456
9	1:02.912	+3.171	11:50.368
10	1:04.594	+4.853	12:54.962
11	1:11.945	+12.204	14:06.907
12	1:06.146	+6.405	15:13.053
13	1:04.934	+5.193	16:17.987

Lap	Lap Tm	Diff	me of Day
<b>(120) Mike Ward</b>			
1	1:07.830	+7.243	3:48.640
2	1:03.175	+2.588	4:51.815
3	1:01.136	+0.549	5:52.951
4	1:00.943	+0.356	6:53.894
5	1:00.587		7:54.481
6	1:01.249	+0.662	8:55.730
7	1:01.500	+0.913	9:57.230
8	1:01.793	+1.206	10:59.023
9	1:03.347	+2.760	12:02.370
10	1:05.950	+5.363	13:08.320
11	1:05.344	+4.757	14:13.664
12	1:09.626	+9.039	15:23.290
13	1:07.102	+6.515	16:30.392

Lap	Lap Tm	Diff	me of Day
<b>(55) Bernard Foley</b>			
1	1:09.983	+5.749	3:50.938
2	1:05.402	+1.188	4:56.340
3	1:05.071	+0.857	6:01.411
4	1:05.404	+1.190	7:06.815
5	1:04.326	+0.112	8:11.141
6	1:04.371	+0.157	9:15.512
7	1:04.988	+0.774	10:20.500
8	1:04.704	+0.490	11:25.204
9	1:04.214		12:29.418
10	1:05.921	+1.707	13:35.339
11	1:05.468	+1.254	14:40.807
12	1:05.090	+0.876	15:45.897
13	1:06.926	+2.712	16:52.823

Lap	Lap Tm	Diff	me of Day
<b>(44) Richard Francis</b>			
1	1:08.385	+4.039	3:55.435
2	1:04.905	+0.559	5:00.340
3	1:04.346		6:04.686
4	1:04.455	+0.109	7:09.141
5	1:04.375	+0.029	8:13.516
6	1:04.671	+0.325	9:18.187
7	1:05.300	+0.954	10:23.487
8	1:05.060	+0.714	11:28.547
9	1:05.378	+1.032	12:33.925
10	1:05.812	+1.466	13:39.737
11	1:05.199	+0.853	14:44.936
12	1:05.104	+0.758	15:50.040
13	1:05.105	+0.759	16:55.145

Lap	Lap Tm	Diff	me of Day
<b>(34) Mark Francis</b>			
1	1:06.486	+1.792	3:53.327
2	1:04.694		4:58.021
3	1:05.105	+0.411	6:03.126
4	1:05.028	+0.334	7:08.154
5	1:04.848	+0.154	8:13.002
6	1:04.828	+0.134	9:17.830
7	1:05.295	+0.601	10:23.125
8	1:05.475	+0.781	11:28.600
9	1:06.567	+1.873	12:35.167
10	1:05.014	+0.320	13:40.181
11	1:05.002	+0.308	14:45.183
12	1:05.565	+0.871	15:50.748

Lap	Lap Tm	Diff	me of Day
<b>(50) Richard Morgan</b>			
1	1:05.747	+0.916	3:52.795
2	1:04.870	+0.039	4:57.665
3	1:04.954	+0.123	6:02.619
4	1:05.070	+0.239	7:07.689
5	1:04.831		8:12.520
6	1:04.920	+0.089	9:17.440
7	1:05.161	+0.330	10:22.601
8	1:05.431	+0.600	11:28.032
9	1:08.921	+4.090	12:36.953
10	1:05.323	+0.492	13:42.276
11	1:05.403	+0.572	14:47.679
12	1:05.414	+0.583	15:53.093
13	1:05.258	+0.427	16:58.351

Lap	Lap Tm	Diff	me of Day
<b>(8) Peter Drennan</b>			
1	1:06.129	+2.285	4:06.891
2	1:03.844		5:10.735
3	1:03.847	+0.003	6:14.582
4	1:03.991	+0.147	7:18.573
5	1:04.869	+1.025	8:23.442
6	1:04.604	+0.760	9:28.046
7	1:04.477	+0.633	10:32.523
8	1:04.192	+0.348	11:36.715
9	1:03.937	+0.093	12:40.652
10	1:04.678	+0.834	13:45.330
11	1:04.647	+0.803	14:49.977
12	1:04.351	+0.507	15:54.328
13	1:04.807	+0.963	16:59.135

Lap	Lap Tm	Diff	me of Day
<b>(222) Charlie Linnane</b>			
1	1:06.464	+2.781	4:07.407
2	1:04.088	+0.405	5:11.495
3	1:03.683		6:15.178
4	1:03.977	+0.294	7:19.155
5	1:05.587	+1.904	8:24.742
6	1:04.928	+1.245	9:29.670
7	1:04.309	+0.626	10:33.979
8	1:04.020	+0.337	11:37.999
9	1:03.945	+0.262	12:41.944
10	1:06.179	+2.496	13:48.123
11	1:05.189	+1.506	14:53.312
12	1:04.833	+1.150	15:58.145
13	1:05.526	+1.843	17:03.671

Lap	Lap Tm	Diff	me of Day
<b>(54) Steve Morris</b>			
1	1:09.094	+5.048	3:50.295
2	1:18.140	+14.094	5:08.435
3	1:04.864	+0.818	6:13.299
4	1:04.327	+0.281	7:17.626
5	1:06.735	+2.689	8:24.361
6	1:06.499	+2.453	9:30.860
7	1:04.765	+0.719	10:35.625
8	1:04.046		11:39.671
9	1:04.742	+0.696	12:44.413
10	1:06.150	+2.104	13:50.563
11	1:06.104	+2.058	14:56.667
12	1:08.570	+4.524	16:05.237
13	1:06.733	+2.687	17:11.970

Lap	Lap Tm	Diff	me of Day
<b>(27) Roisin Sweeney</b>			
1	1:07.553	+3.438	4:05.771
2	1:04.115		5:12.886
3	1:04.417	+0.302	6:17.303
4	1:04.545	+0.430	7:21.848
5	1:05.449	+1.334	8:27.297
6	1:05.671	+1.556	9:32.968
7	1:06.188	+2.073	10:39.156
8	1:05.449	+1.334	11:44.605
9	1:05.713	+1.598	12:50.318
10	1:05.761	+1.646	13:56.079
11	1:05.438	+1.323	15:01.517

Lap	Lap Tm	Diff	me of Day
12	1:05.356	+1.241	3:06.873
13	1:07.084	+2.969	7:13.957

Lap	Lap Tm	Diff	me of Day
<b>(7) Richard Finlay</b>			
1	1:06.957	+3.275	4:07.958
2	1:03.696	+0.014	5:11.654
3	1:03.982	+0.300	6:15.636
4	1:03.682		7:19.318
5	1:05.532	+1.850	8:24.850
6	1:05.659	+1.977	9:30.509
7	1:03.834	+0.152	10:34.343
8	1:04.235	+0.553	11:38.578
9	1:03.760	+0.078	12:42.338
10	1:21.688	+18.006	14:04.026
11	1:05.656	+1.974	15:09.682
12	1:04.254	+0.572	16:13.936
13	1:03.862	+0.180	17:17.798

Lap	Lap Tm	Diff	me of Day
<b>(303) Brian Crawford</b>			
1	1:08.383	+2.552	3:57.037
2	1:06.311	+0.480	5:03.348
3	1:05.831		6:09.179
4	1:07.155	+1.324	7:16.334
5	1:09.085	+3.254	8:25.419
6	1:08.542	+2.711	9:33.961
7	1:06.566	+0.735	10:40.527
8	1:06.295	+0.464	11:46.822
9	1:06.375	+0.544	12:53.197
10	1:09.406	+3.575	14:02.603
11	1:08.694	+2.863	15:11.297
12	1:07.251	+1.420	16:18.548

Lap	Lap Tm	Diff	me of Day
<b>(22) Allen Millar</b>			
1	1:08.328	+2.029	3:56.159
2	1:07.336	+1.037	5:03.495
3	1:07.403	+1.104	6:10.898
4	1:06.299		7:17.197
5	1:07.944	+1.645	8:25.141
6	1:08.269	+1.970	9:33.410
7	1:07.193	+0.894	10:40.603
8	1:07.151	+0.852	11:47.754
9	1:06.915	+0.616	12:54.669
10	1:11.888	+5.589	14:06.557
11	1:11.071	+4.772	15:17.628
12	1:07.731	+1.432	16:25.359

Lap	Lap Tm	Diff	me of Day
<b>(259) Jonathan Smith</b>			
1	1:08.776	+2.283	3:57.014
2	1:07.870	+1.377	5:04.884
3	1:06.722	+0.229	6:11.606
4	1:06.912	+0.419	7:18.518
5	1:08.521	+2.028	8:27.039
6	1:08.365	+1.872	9:35.404
7	1:06.493		10:41.897
8	1:16.579	+10.086	11:58.476
9	1:10.684	+4.191	13:09.160
10	1:08.204	+1.711	14:17.364
11	1:08.218	+1.725	15:25.582
12	1:07.504	+1.011	16:33.086

Lap	Lap Tm	Diff	me of Day
<b>(70) Ken Byrne</b>			
1	1:09.460	+1.275	4:10.672
2	1:08.323	+0.138	5:18.995
3	1:08.389	+0.204	6:27.384
4	1:08.185		7:35.569
5	1:09.155	+0.970	8:44.724
6	1:09.585	+1.400	9:54.309
7	1:10.062	+1.877	11:04.371
8	1:09.944	+1.759	12:14.315
9	1:10.868	+2.683	13:25.183
10	1:10.131	+1.946	14:35.314
11	1:09.554		



**R.H.  
Wright**



**500MRCI Kirkistown Mid Summer Meeting**

**Roadsports/Globals**

**Kirkistown 500 MRCI 1.512 miles**

**Race 1 (R2)**

**27/07/2024 11:25**

**Race (12:00 and 1 Laps) started at 11:32:40**

Lap	Lap Tm	Diff	me of Day
<b>(15) Paul Thompson</b>			
1	1:08.197	+3.582	3:55.351
2	1:05.329	+0.714	5:00.680
3	1:04.615		5:05.295
4	1:05.202	+0.587	7:10.497
5	1:05.668	+1.053	8:16.165
6	1:06.145	+1.530	9:22.310
7	1:05.679	+1.064	10:27.989
8	1:06.022	+1.407	11:34.011
9	1:06.137	+1.522	12:40.148
10	1:07.785	+3.170	13:47.933
11	1:08.199	+3.584	14:56.132

Lap	Lap Tm	Diff	me of Day
-----	--------	------	-----------

Lap	Lap Tm	Diff	me of Day
-----	--------	------	-----------

<b>(1) Cameron Fenlon</b>			
1	1:07.434	+3.714	4:08.183
2	1:05.738	+2.018	5:13.921
3	1:04.665	+0.945	6:18.586
4	1:04.278	+0.558	7:22.864
5	1:03.720		8:26.584
6	1:05.797	+2.077	9:32.381
7	1:04.711	+0.991	10:37.092
8	1:05.548	+1.828	11:42.640
9	1:09.402	+5.682	12:52.042
10	1:16.672	+12.952	14:08.714

<b>(26) Ethan Campbell</b>			
1	1:08.060	+1.747	3:55.474
2	1:06.313		5:01.787
3	1:06.998	+0.685	6:08.785
4	1:07.414	+1.101	7:16.199
5	1:07.909	+1.596	8:24.108
6	1:08.467	+2.154	9:32.575
7	1:07.256	+0.943	10:39.831
8	1:06.847	+0.534	11:46.678

Results provisional until the conclusion of judicial and technical matters

Orbits

Timekeeper: D.Bradfield

Clerk of Course: Chris Edwards

Live timing available at [timing.rhwright.com](http://timing.rhwright.com)

[www.mylaps.com](http://www.mylaps.com)

Licensed to: R.H.Wright Timing

Printed: 28/07/2024 18:46:55

Page 2/2



## 500MRCI Kirkistown Mid Summer Meeting

Sorted on Laps

Roadsports/Globals

Kirkistown 500 MRCI 1.512 miles

Race 1 (R2)

27/07/2024 11:25

Race (12:00 and 1 Laps) started at 11:32:40

Pos	No.	Name	Make	Laps	Total Tm	Best Tm	Best Speed	In Lap	Avg. Speed
1	20	Jim Larkham	Radical Pr6	13	13:37.313	59.741	91.110	2	86.575
2	120	Mike Ward	1.3 Radical PR6	13	13:49.718	1:00.587	89.838	5	85.281
3	55	Bernard Foley	2.0 Crossle 42S	13	14:12.149	1:04.214	84.764	9	83.036
4	44	Richard Francis	1.0 Locost Honda	13	14:14.471	1:04.346	84.590	3	82.811
5	34	Mark Francis	1.0 Locost Honda	13	14:14.869	1:04.694	84.135	2	82.772
6	50	Richard Morgan	1.0 Westfield Honda	13	14:17.677	1:04.831	83.957	5	82.501
7	8	Peter Drennan	0.6 Global GT	13	14:18.461	1:03.844	85.255	2	82.426
8	222	Charlie Linnane	0.6 Global GT	13	14:22.997	1:03.683	85.471	3	81.992
9	54	Steve Morris	2.0 Crossle 42S	13	14:31.296	1:04.046	84.986	8	81.212
10	27	Roisin Sweeney	0.6 Global GT	13	14:33.283	1:04.115	84.895	2	81.027
11	7	Richard Finlay	0.6 Global GT	13	14:37.124	1:03.682	85.472	4	80.672
12	303	Brian Crawford	1.0 Vortex Honda	12	13:37.874	1:05.831	82.682	3	79.861
13	22	Allen Millar	1.0 GMS Honda	12	13:44.685	1:06.299	82.098	4	79.201
14	259	Jonathan Smith	1.0 Westfield Honda	12	13:52.412	1:06.493	81.859	7	78.466
15	70	Ken Byrne	0.6 Global GT	12	14:15.840	1:08.185	79.827	4	76.318

Not classified

DNF	15	Paul Thompson	1.0 Striker Honda	11	12:15.458	1:04.615	84.238	3	81.409
DNF	1	Cameron Fenton	0.6 Global GT	10	11:28.040	1:03.720	85.421	5	79.109
DNF	26	Ethan Campbell	1.0 Locost Honda	8	9:06.004	1:06.313	82.081	2	79.751
DNS	31	Arnie Black	2.0 Crossle 37S				-	0	-

Margin of Victory	Avg. Speed	Best Lap Tm	Best Speed	Best Lap by
12.405	86.575	59.741	91.110	20 - Jim Larkham

Results provisional until the conclusion of judicial and technical matters

Orbits

Timekeeper: D.Bradfield

Clerk of Course: Chris Edwards

Live timing available at [timing.rhwright.co.uk](http://timing.rhwright.co.uk)

[www.mylaps.com](http://www.mylaps.com)

Licensed to: R.H.Wright Timing

Printed: 27/07/2024 11:48:17



## 500MRCI Kirkistown Mid Summer Meeting

Roadsports/Globals

Kirkistown 500 MRCI 1.512 miles


Race 1 (R2)

27/07/2024 11:25

Race (12:00 and 1 Laps)

12	27	70
	23	24
11	222	7
	21	22
10	1	8
	19	20
9		18
	17	
8		16
	15	
7	31	
	13	14
6	259	303
	11	12
5	26	22
	9	10
4	15	50
	7	8
3	34	44
	5	6
2	55	54
	3	4
1	20	120
	1	2

POLE POSITION



Results provisional until the conclusion of judicial and technical matters

Orbits

Timekeeper: D.Bradfield

Clerk of Course: Chris Edwards

Live timing available at [timing.rhwright.co.uk](http://timing.rhwright.co.uk)

[www.mylaps.com](http://www.mylaps.com)

Printed: 27/07/2024 10:03:56

Licensed to: R.H.Wright Timing



**R.H.  
Wright**



**500MRCI Kirkistown Mid Summer Meeting**

**Roadsports/Globals**

**Kirkistown 500 MRCI 1.512 miles**

**Race 2 (R9)**

**27/07/2024 14:20**

**Race (12:00 and 1 Laps) started at 14:53:55**

Lap	Lap Tm	Diff	me of Day
<b>(20) Jim Larkham</b>			
1	1:03.871	+2.432	1:59.137
2	1:01.439		1:00.576
3	1:01.809	+0.370	1:02.385
4	1:02.482	+1.043	1:04.867
5	1:02.710	+1.271	1:07.577
6	1:02.937	+1.498	1:10.514
7	1:01.583	+0.144	1:12.097
8	1:03.687	+2.248	1:15.784
9	1:03.397	+1.958	1:19.181
10	1:03.625	+2.186	1:22.806
11	1:02.712	+1.273	1:25.518
12	1:02.820	+1.381	1:28.338
13	1:04.296	+2.857	1:32.634

Lap	Lap Tm	Diff	me of Day
<b>(120) Mike Ward</b>			
1	1:04.382	+2.730	1:00.027
2	1:01.622		1:01.649
3	1:01.802	+0.180	1:03.451
4	1:01.992	+0.370	1:05.443
5	1:02.715	+1.093	1:08.158
6	1:02.975	+1.353	1:11.133
7	1:01.969	+0.347	1:13.102
8	1:03.366	+1.744	1:16.468
9	1:03.510	+1.888	1:19.978
10	1:03.884	+2.262	1:23.862
11	1:02.689	+1.067	1:26.551
12	1:02.894	+1.272	1:29.445
13	1:03.892	+2.270	1:33.337

Lap	Lap Tm	Diff	me of Day
<b>(55) Bernard Foley</b>			
1	1:08.020	+3.328	1:04.009
2	1:04.841	+0.149	1:08.850
3	1:04.777	+0.085	1:13.627
4	1:05.317	+0.625	1:18.944
5	1:05.152	+0.460	1:24.096
6	1:04.692		1:28.788
7	1:06.706	+2.014	1:35.494
8	1:06.586	+1.894	1:42.080
9	1:06.853	+2.161	1:48.933
10	1:06.335	+1.643	1:55.268
11	1:06.835	+2.143	1:02.103
12	1:06.635	+1.943	1:08.738
13	1:07.719	+3.027	1:16.457

Lap	Lap Tm	Diff	me of Day
<b>(54) Steve Morris</b>			
1	1:09.039	+4.661	1:05.191
2	1:05.293	+0.915	1:10.484
3	1:05.228	+0.850	1:15.712
4	1:04.378		1:20.090
5	1:04.844	+0.466	1:24.934
6	1:05.316	+0.938	1:30.250
7	1:06.306	+1.928	1:36.556
8	1:06.792	+2.414	1:43.348
9	1:06.941	+2.563	1:50.289
10	1:07.031	+2.653	1:57.320
11	1:06.473	+2.095	1:03.793
12	1:08.044	+3.666	1:11.837
13	1:07.702	+3.324	1:19.539

Lap	Lap Tm	Diff	me of Day
<b>(7) Richard Finlay</b>			
1	1:06.416	+2.804	1:18.880
2	1:03.812		1:22.692
3	1:03.855	+0.043	1:26.547
4	1:05.095	+1.283	1:31.642
5	1:05.442	+1.630	1:37.084
6	1:05.296	+1.484	1:42.380
7	1:05.915	+2.103	1:48.295
8	1:07.272	+3.460	1:55.567
9	1:06.825	+3.013	1:02.392
10	1:05.867	+2.055	1:08.259
11	1:05.254	+1.442	1:13.513
12	1:08.109	+4.297	1:21.622

Lap	Lap Tm	Diff	me of Day
<b>(44) Richard Francis</b>			
13	1:06.707	+2.895	1:28.329
1	1:09.555	+3.941	1:08.821
2	1:05.614		1:14.435
3	1:06.737	+1.123	1:21.172
4	1:06.861	+1.247	1:28.033
5	1:06.007	+0.393	1:34.040
6	1:05.695	+0.081	1:39.735
7	1:06.786	+1.172	1:46.521
8	1:06.713	+1.099	1:53.234
9	1:07.110	+1.496	1:00.344
10	1:06.234	+0.620	1:06.578
11	1:06.085	+0.471	1:12.663
12	1:07.186	+1.572	1:18.849
13	1:08.698	+3.084	1:28.547

Lap	Lap Tm	Diff	me of Day
<b>(8) Peter Drennan</b>			
1	1:05.331	+0.945	1:17.556
2	1:04.406	+0.020	1:21.962
3	1:04.386		1:26.348
4	1:05.012	+0.626	1:31.360
5	1:04.940	+0.554	1:36.300
6	1:05.664	+1.278	1:41.964
7	1:06.267	+1.881	1:48.231
8	1:06.517	+2.131	1:54.748
9	1:07.846	+3.460	1:02.594
10	1:05.849	+1.463	1:08.443
11	1:05.473	+1.087	1:13.916
12	1:07.718	+3.332	1:21.634
13	1:06.922	+2.536	1:28.556

Lap	Lap Tm	Diff	me of Day
<b>(34) Mark Francis</b>			
1	1:09.980	+4.527	1:09.423
2	1:05.453		1:14.876
3	1:06.511	+1.058	1:21.387
4	1:06.834	+1.381	1:28.221
5	1:05.918	+0.465	1:34.139
6	1:06.021	+0.568	1:40.160
7	1:06.743	+1.290	1:46.903
8	1:07.030	+1.577	1:53.933
9	1:06.483	+1.030	1:00.416
10	1:06.480	+1.027	1:06.896
11	1:05.908	+0.455	1:12.804
12	1:08.593	+3.140	1:21.397
13	1:08.961	+3.508	1:30.358

Lap	Lap Tm	Diff	me of Day
<b>(50) Richard Morgan</b>			
1	1:07.472	+1.889	1:06.269
2	1:07.813	+2.230	1:14.082
3	1:06.455	+0.872	1:20.537
4	1:07.329	+1.746	1:27.866
5	1:05.688	+0.105	1:33.554
6	1:05.583		1:39.137
7	1:06.902	+1.319	1:46.039
8	1:06.952	+1.369	1:52.991
9	1:06.497	+0.914	1:59.488
10	1:11.444	+5.861	1:10.932
11	1:08.655	+3.072	1:19.587
12	1:08.772	+3.189	1:28.359
13	1:08.087	+2.504	1:36.446

Lap	Lap Tm	Diff	me of Day
<b>(259) Jonathan Smith</b>			
1	1:11.367	+3.674	1:09.741
2	1:07.998	+0.305	1:17.739
3	1:07.693		1:25.432
4	1:09.925	+2.232	1:35.357
5	1:09.267	+1.574	1:44.624
6	1:08.146	+0.453	1:52.770
7	1:11.496	+3.803	1:04.266
8	1:10.815	+3.122	1:15.081
9	1:10.402	+2.709	1:25.483
10	1:09.177	+1.484	1:34.660
11	1:11.419	+3.726	1:46.079

Lap	Lap Tm	Diff	me of Day
<b>(303) Brian Crawford</b>			
12	1:08.557	+0.864	1:54.636
1	1:08.438	+1.337	1:06.638
2	1:07.101		1:13.739
3	1:21.227	+14.126	1:34.966
4	1:08.986	+1.885	1:43.952
5	1:07.151	+0.050	1:51.103
6	1:08.606	+1.505	1:59.709
7	1:09.907	+2.806	1:09.616
8	1:08.822	+1.721	1:18.438
9	1:11.195	+4.094	1:29.633
10	1:08.994	+1.893	1:38.627
11	1:08.982	+1.881	1:47.609
12	1:07.815	+0.714	1:55.424

Lap	Lap Tm	Diff	me of Day
<b>(70) Ken Byrne</b>			
1	1:09.741	+1.286	1:22.553
2	1:08.455		1:31.008
3	1:08.531	+0.076	1:39.539
4	1:08.672	+0.217	1:48.211
5	1:08.666	+0.211	1:56.877
6	1:12.148	+3.693	1:09.025
7	1:12.248	+3.793	1:21.273
8	1:10.949	+2.494	1:32.222
9	1:10.756	+2.301	1:42.978
10	1:10.343	+1.888	1:53.321
11	1:11.758	+3.303	1:05.079
12	1:10.698	+2.243	1:15.777

Lap	Lap Tm	Diff	me of Day
<b>(15) Paul Thompson</b>			
1	1:06.879	+2.074	1:04.676
2	1:04.805		1:09.481
3	1:05.325	+0.520	1:14.806
4	1:05.393	+0.588	1:20.199
5	1:06.663	+1.858	1:26.862
6	1:06.000	+1.195	1:32.862
7	1:07.845	+3.040	1:40.707
8	1:07.456	+2.651	1:48.163
9	1:07.635	+2.830	1:55.798
10	1:07.284	+2.479	1:03.082
11	1:06.810	+2.005	1:09.892

Lap	Lap Tm	Diff	me of Day
<b>(26) Ethan Campbell</b>			
1	1:06.598	-0.012	1:05.190
2	1:08.550	+1.940	1:13.740
3	1:06.610		1:20.350
4	1:10.417	+3.807	1:30.767
5	1:08.655	+2.045	1:39.422
6	1:08.232	+1.622	1:47.654
7	1:10.638	+4.028	1:58.292
8	1:11.804	+5.194	1:10.096
9	1:09.061	+2.451	1:19.157
10	1:09.662	+3.052	1:28.819
11	1:09.938	+3.328	1:38.757

Lap	Lap Tm	Diff	me of Day
<b>(222) Charlie Linnane</b>			
1	1:06.181	+2.046	1:18.654
2	1:04.135		1:22.789
3	1:04.973	+0.838	1:27.762
4	1:06.403	+2.268	1:34.165
5	1:04.650	+0.515	1:38.815
6	1:04.632	+0.497	1:43.447
7	1:05.608	+1.473	1:49.055
8	1:07.033	+2.898	1:56.088
9	1:08.446	+4.311	1:04.534
10	1:09.294	+5.159	1:13.828

Lap	Lap Tm	Diff	me of Day
<b>(22) Allen Millar</b>			
1	1:11.552	+4.305	1:10.145
2	1:08.613	+1.366	1:18.758
3	1:07.247		1:26.005
4	1:09.410	+2.163	1:35.415
5	1:09.649	+2.402	



**R.H.  
Wright**



**500MRCI Kirkistown Mid Summer Meeting**

**Roadsports/Globals**

**Kirkistown 500 MRCI 1.512 miles**

**Race 2 (R9)**

**27/07/2024 14:20**

**Race (12:00 and 1 Laps) started at 14:53:55**

Lap	Lap Tm	Diff	me of Day
6	1:09.436	+2.189	:54.500
7	1:11.157	+3.910	:05.657
8	1:09.261	+2.014	:14.918
9	1:08.984	+1.737	:23.902
10	1:10.303	+3.056	:34.205

(27) Roisin Sweeney

Lap	Lap Tm	Diff	me of Day
1	1:07.882	+2.032	:20.724
2	1:05.850		:26.574
3	1:06.795	+0.945	:33.369
4	1:06.209	+0.359	:39.578
5	1:06.505	+0.655	:46.083
6	1:07.486	+1.636	:53.569

(1) Cameron Fenton

Lap	Lap Tm	Diff	me of Day
1	1:06.033	+1.789	:18.227
2	1:04.244		:22.471
3	1:05.321	+1.077	:27.792
4	1:07.492	+3.248	:35.284
5	1:11.105	+6.861	:46.389

Lap	Lap Tm	Diff	me of Day
-----	--------	------	-----------

Lap	Lap Tm	Diff	me of Day
-----	--------	------	-----------

Results provisional until the conclusion of judicial and technical matters

Orbits

Timekeeper: D.Bradfield

Clerk of Course: Chris Edwards

Live timing available at [timing.rhwright.com](http://timing.rhwright.com)

[www.mylaps.com](http://www.mylaps.com)

Printed: 28/07/2024 18:47:06

Licensed to: R.H.Wright Timing

Page 2/2





## 500MRCI Kirkistown Mid Summer Meeting

Sorted on Laps

Roadsports/Globals

Kirkistown 500 MRCI 1.512 miles

Race 2 (R9)

27/07/2024 14:20

Race (12:00 and 1 Laps) started at 14:53:55

Pos	No.	Name	Make	Laps	Total Tm	Best Tm	Best Speed	In Lap	Avg. Speed
<b>Global GT</b>									
1	7	Richard Finlay	0.6 Global GT	13	14:33.063	1:03.812	85.298	2	81.047
2	8	Peter Drennan	0.6 Global GT	13	14:33.290	1:04.386	84.537	3	81.026
3	70	Ken Byrne	0.6 Global GT	12	14:20.511	1:08.455	79.512	2	75.904
<b>Not classified</b>									
DNF	222	Charlie Linnane	0.6 Global GT	10	11:18.562	1:04.135	84.868	2	80.214
DNF	27	Roisin Sweeney	0.6 Global GT	6	6:58.303	1:05.850	82.658	2	78.073
DNF	1	Cameron Fenton	0.6 Global GT	5	5:51.123	1:04.244	84.724	2	77.509
<b>Roadsports B</b>									
1	44	Richard Francis	1.0 Locost Honda	13	14:33.281	1:05.614	82.955	2	81.027
2	34	Mark Francis	1.0 Locost Honda	13	14:35.092	1:05.453	83.159	2	80.859
3	50	Richard Morgan	1.0 Westfield Honda	13	14:41.180	1:05.583	82.994	6	80.301
4	259	Jonathan Smith	1.0 Westfield Honda	12	13:59.370	1:07.693	80.407	3	77.816
5	303	Brian Crawford	1.0 Vortex Honda	12	14:00.158	1:07.101	81.117	2	77.743
<b>Not classified</b>									
DNF	15	Paul Thompson	1.0 Striker Honda	11	12:14.626	1:04.805	83.991	2	81.502
DNF	26	Ethan Campbell	1.0 Locost Honda	11	12:43.491	1:06.610	81.715	3	78.420
DNF	22	Allen Millar	1.0 GMS Honda	10	11:38.939	1:07.247	80.941	3	77.875
<b>Roadsports C</b>									
1	20	Jim Larkham	Radical Pr6	13	13:37.368	1:01.439	88.592	2	86.570
2	120	Mike Ward	1.3 Radical PR6	13	13:38.071	1:01.622	88.329	2	86.495
3	55	Bernard Foley	2.0 Crossle 42S	13	14:21.191	1:04.692	84.137	6	82.164
4	54	Steve Morris	2.0 Crossle 42S	13	14:24.273	1:04.378	84.548	4	81.871
<b>Not classified</b>									
DNF	31	Arnie Black	2.0 Crossle 37S					0	-

Margin of Victory	Avg. Speed	Best Lap Tm	Best Speed	Best Lap by
0.703	86.570	1:01.439	88.592	20 - Jim Larkham

Results provisional until the conclusion of judicial and technical matters

Orbits

Timekeeper: D.Bradfield

Clerk of Course: Chris Edwards

Live timing available at [timing.rhwright.co.uk](http://timing.rhwright.co.uk)

[www.mylaps.com](http://www.mylaps.com)

Licensed to: R.H.Wright Timing

Printed: 27/07/2024 15:08:57



## 500MRCI Kirkistown Mid Summer Meeting

Roadsports/Globals

Kirkistown 500 MRCI 1.512 miles

Race 2 (R9)

27/07/2024 14:20

Race (12:00 and 1 Laps)

12	27	70
	23	24
11	7	222
	21	22
10	8	1
	19	20
9		18
	17	
8		16
	15	
7	31	
	13	14
6	44	34
	11	12
5	50	15
	9	10
4	22	26
	7	8
3	303	259
	5	6
2	55	54
	3	4
1	20	120
	1	2

POLE POSITION



Results provisional until the conclusion of judicial and technical matters

Orbits

Timekeeper: D.Bradfield

Clerk of Course: Chris Edwards

Live timing available at [timing.rhwright.co.uk](http://timing.rhwright.co.uk)

[www.mylaps.com](http://www.mylaps.com)

Printed: 27/07/2024 10:08:50

Licensed to: R.H.Wright Timing