



**R.H.
Wright**



500 MRCI Templeton Trophy Race Meeting

BOSS Ireland

Kirkistown 500 MRCI 1.512 miles

Qualifying (Q2)

31/08/2024 09:00

Qualifying started at 9:20:31

Lap	Lap Tm	Diff	me of Day
(29) Michael Connolly			
1	1:04.046	+12.092	12:59.864
2	1:00.117	+8.163	13:59.981
3	53.684	+1.730	14:53.665
4	55.011	+3.057	15:48.676
5	52.941	+0.987	16:41.617
6	52.499	+0.545	17:34.116
7	53.229	+1.275	18:27.345
8	52.742	+0.788	19:20.087
9	54.089	+2.135	20:14.176
10	52.934	+0.980	21:07.110
11	52.725	+0.771	21:59.835
12	52.509	+0.555	22:52.344
13	52.477	+0.523	23:44.821
14	52.574	+0.620	24:37.395
15	51.954		25:29.349
16	52.716	+0.762	26:22.065

(7) Tony Greenan			
1	52.211	+0.135	12:28.692
2	52.076		13:20.768
3	52.143	+0.067	14:12.911
4	54.816	+2.740	15:07.727
5	52.607	+0.531	16:00.334
6	52.284	+0.208	16:52.618
7	52.782	+0.706	17:45.400
8	52.676	+0.600	18:38.076
9	54.483	+2.407	19:32.559
10	2:35.795	43.719	12:08.354
11	59.709	+7.633	13:08.063
12	52.047	-0.029	14:00.110
13	1:44.044	+51.968	15:44.154
14	52.334	+0.258	16:36.488

(9) Martin Daly			
1	54.806	+1.645	12:35.477
2	54.415	+1.254	13:29.892
3	53.161		14:23.053
4	54.139	+0.978	15:17.192
5	53.249	+0.088	16:10.441
6	56.548	+3.387	17:06.989
7	54.315	+1.154	18:01.304
8	54.793	+1.632	18:56.097

(46) Michael Roche			
1	56.606	+2.442	12:40.051
2	55.502	+1.338	13:35.553
3	55.141	+0.977	14:30.694
4	54.852	+0.688	15:25.546
5	55.122	+0.958	16:20.668
6	54.848	+0.684	17:15.516
7	54.164		18:09.680
8	55.405	+1.241	19:05.085

(23) Robert Copeland			
1	59.088	+3.216	12:55.715
2	57.871	+1.999	13:53.586
3	57.593	+1.721	14:51.179
4	59.102	+3.230	15:50.281
5	56.717	+0.845	16:46.998
6	59.429	+3.557	17:46.427
p7	1:21.498	+25.626	19:07.925
8	1:08.846	+12.974	20:16.771
9	55.872		21:12.643
10	56.002	+0.130	22:08.645
11	1:04.646	+8.774	23:13.291
12	57.457	+1.585	24:10.748
13	1:05.106	+9.234	25:15.854

(21) Daniel Faherty			
1	1:07.191	+10.439	12:12.350
2	58.931	+2.179	23:11.281
3	59.046	+2.294	24:10.327

Lap	Lap Tm	Diff	me of Day
4	59.437	+2.685	15:09.764
5	59.254	+2.502	16:09.018
6	59.690	+2.938	17:08.708
7	58.151	+1.399	18:06.859
8	59.008	+2.256	19:05.867
9	58.251	+1.499	20:04.118
10	57.580	+0.828	21:01.698
11	57.721	+0.969	21:59.419
12	57.357	+0.605	22:56.776
13	57.762	+1.010	23:54.538
14	56.900	+0.148	24:51.438
15	57.286	+0.534	25:48.724
16	56.752		26:45.476

(51) Eamon Matheson			
1	57.554		12:51.458
2	58.142	+0.588	13:49.600
3	57.795	+0.241	14:47.395

(1) Noel Roddy			
1	1:05.741	+1.441	23:07.115
2	1:05.031	+0.731	24:12.146
3	1:05.263	+0.963	25:17.409
4	1:05.010	+0.710	26:22.419
5	1:04.540	+0.240	27:26.959
6	1:05.423	+1.123	28:32.382
7	1:04.300		29:36.682

Lap	Lap Tm	Diff	me of Day
-----	--------	------	-----------

Results provisional until the conclusion of judicial and technical matters

Orbits

Timekeeper: D.Bradfield

Clerk of Course: Chris Edwards

www.mylaps.com

Live timing available at timing.rhwright.

Licensed to: R.H.Wright Timing

Printed: 01/09/2024 17:07:00



500 MRCI Templeton Trophy Race Meeting

Sorted on best lap time

BOSS Ireland

Kirkistown 500 MRCI 1.512 miles

Qualifying (Q2)

31/08/2024 09:00

Qualifying started at 9:20:31

Pos	No.	Name	Make	Best Tm	Diff	In Lap	Best Speed	2nd Best	In Lap
1	29	Michael Connolly	3.5 Dallara WS	51.954		15	104.766	52.477	13
2	7	Tony Greenan	2.0 Dallara F317	52.076	0.122	2	104.521	52.211	1
3	9	Martin Daly	3.5 Dallara WS	53.161	1.207	3	102.387	53.249	5
4	46	Michael Roche	2.0 Dallara F306	54.164	2.210	7	100.491	54.848	6
5	23	Robert Copeland	2.3 Ralt RT4	55.872	3.918	9	97.419	56.717	5
6	21	Daniel Faherty	2.0 Dallara F311	56.752	4.798	16	95.909	56.900	14
7	51	Eamon Matheson	2.0t Reynard F903	57.554	5.600	1	94.572	57.795	3
8	1	Noel Roddy	2.0 Van Diemen RF82	1:04.300	12.346	7	84.650	1:04.540	5
9	18	Kayleigh Cole	1.0 Jedi F1000			0	-		0
10	55	Noel Robinson	3.0 Dallara Nissan			0	-		0

Results provisional until the conclusion of judicial and technical matters

Orbits

Timekeeper: D.Bradfield

Clerk of Course: Chris Edwards

Live timing available at timing.rhwright.co.uk

www.mylaps.com

Licensed to: R.H.Wright Timing

Printed: 31/08/2024 09:37:58



R.H.Wright
Timing



500 MRCI Templeton Trophy Race Meeting

BOSS Ireland

Kirkistown 500 MRCI 1.512 miles


Race 1 (R2)

31/08/2024 11:25

Race (15:00 and 1 Laps)

5	18	55
	9	10
4	51	1
	7	8
3	23	21
	5	6
2	9	46
	3	4
1	29	7
	1	2

POLE POSITION



Results provisional until the conclusion of judicial and technical matters

Orbits

Timekeeper: D.Bradfield

Clerk of Course: Chris Edwards

Live timing available at timing.rhwright.co.uk

www.mylaps.com

Licensed to: R.H.Wright Timing

Printed: 31/08/2024 09:38:30



R.H.
Wright



500 MRCI Templeton Trophy Race Meeting

BOSS Ireland

Kirkstown 500 MRCI 1.512 miles

Race 1 (R2)

31/08/2024 11:25

Race started at 11:36:24

Lap	Lap Tm	Diff	me of Day
-----	--------	------	-----------

(7) Tony Greenan

1	58.920	+6.309	7:26.895
2	54.489	+1.878	8:21.384
3	54.127	+1.516	9:15.511
4	53.268	+0.657	10:08.779
5	53.385	+0.774	1:02.164
6	53.370	+0.759	1:55.534
7	53.102	+0.491	2:48.636
8	53.345	+0.734	3:41.981
9	53.677	+1.066	4:35.658
10	53.880	+1.269	5:29.538
11	53.230	+0.619	6:22.768
12	53.311	+0.700	7:16.079
13	53.655	+1.044	8:09.734
14	52.611		9:02.345
15	53.512	+0.901	9:55.857

(9) Martin Daly

1	59.654	+6.391	7:28.516
2	54.318	+1.055	8:22.834
3	53.915	+0.652	9:16.749
4	53.263		10:10.012
5	53.995	+0.732	1:04.007
6	54.365	+1.102	1:58.372
7	54.165	+0.902	2:52.537
8	55.125	+1.862	3:47.662
9	53.918	+0.655	4:41.580
10	55.027	+1.764	5:36.607
11	56.125	+2.862	6:32.732
12	54.404	+1.141	7:27.136
13	54.974	+1.711	8:22.110
14	55.172	+1.909	9:17.282
15	55.609	+2.346	10:12.891

(23) Robert Copeland

1	1:01.792	+5.312	7:31.814
2	57.206	+0.726	8:28.820
3	57.653	+1.173	9:26.473
4	57.310	+0.830	10:23.783
5	56.480		1:20.263
6	57.133	+0.653	2:17.396
7	57.132	+0.652	3:14.528
8	57.383	+0.903	4:11.911
9	56.948	+0.468	5:08.859
10	57.616	+1.136	6:06.475
11	57.574	+1.094	7:04.049
12	56.886	+0.406	8:00.935
13	56.718	+0.238	8:57.653
14	58.089	+1.609	9:55.742

(21) Daniel Faherty

1	1:05.619	+4.317	7:35.327
2	1:03.528	+2.226	8:38.855
3	1:01.302		9:40.157
4	1:01.534	+0.232	10:41.691
5	1:01.491	+0.189	1:43.182
6	1:02.017	+0.715	2:45.199
7	1:07.276	+5.974	3:52.475
8	1:01.944	+0.642	4:54.419
9	1:02.632	+1.330	5:57.051
10	1:01.736	+0.434	6:58.787
11	1:02.217	+0.915	8:01.004
12	1:02.335	+1.033	9:03.339
13	1:02.979	+1.677	10:06.318

(29) Michael Connolly

1	58.274	+5.657	7:26.420
2	55.168	+2.551	8:21.588
3	53.312	+0.695	9:14.900
4	53.436	+0.819	10:08.336
5	53.268	+0.651	1:01.604
6	53.535	+0.918	1:55.139
7	52.888	+0.271	2:48.027

Lap	Lap Tm	Diff	me of Day
-----	--------	------	-----------

8	53.912	+1.295	3:41.939
9	52.953	+0.336	4:34.892
10	53.828	+1.211	5:28.720
11	53.493	+0.876	6:22.213
12	53.612	+0.995	7:15.825
13	52.617		8:08.442
14	53.072	+0.455	9:01.514
15	53.376	+0.759	9:54.890

(18) Kayleigh Cole

1	1:02.331	+4.824	7:32.447
2	58.660	+1.153	8:31.107
3	57.951	+0.444	9:29.058
4	57.837	+0.330	10:26.895
5	57.792	+0.285	1:24.687
6	57.507		2:22.194
7	57.949	+0.442	3:20.143
8	57.711	+0.204	4:17.854

(1) Noel Roddy

1	1:08.184	+3.783	7:38.113
2	1:04.765	+0.364	8:42.878
3	1:04.401		9:47.279
4	1:04.782	+0.381	10:52.061

Lap	Lap Tm	Diff	me of Day
-----	--------	------	-----------

Results provisional until the conclusion of judicial and technical matters

Orbits

Timekeeper: D.Bradfield

Clerk of Course: Chris Edwards

www.mylaps.com

Live timing available at timing.rhwright.

Licensed to: R.H.Wright Timing

Printed: 01/09/2024 17:07:24



500 MRCI Templeton Trophy Race Meeting

Sorted on Laps

BOSS Ireland

Kirkistown 500 MRCI 1.512 miles

Race 1 (R2)

31/08/2024 11:25

Race started at 11:36:24

Pos	No.	Name	Make	Laps	Total Tm	Best Tm	Best Speed	In Lap	Avg. Speed
1	7	Tony Greenan	2.0 Dallara F317	15	13:31.497	52.611	103.458	14	100.611
2	9	Martin Daly	3.5 Dallara WS	15	13:48.531	53.263	102.191	4	98.542
3	23	Robert Copeland	2.3 Ralt RT4	14	13:31.382	56.480	96.371	5	93.917
4	21	Daniel Faherty	2.0 Dallara F311	13	13:41.958	1:01.302	88.790	3	86.086
Not classified									
DNF	29	Michael Connolly	3.5 Dallara WS	15	13:30.530	52.617	103.446	13	100.731
DNF	18	Kayleigh Cole	1.0 Jedi F1000	8	7:53.494	57.507	94.650	6	91.963
DNF	1	Noel Roddy	2.0 Van Diemen RF82	4	4:27.701	1:04.401	84.518	3	81.330
DNS	46	Michael Roche	2.0 Dallara F306				-	0	-
DNS	51	Eamon Matheson	2.0t Reynard F903				-	0	-
DNS	55	Noel Robinson	3.0 Dallara Nissan				-	0	-

Announcements

Race Red Flagged on lap 16 - Results based on lap 15 (Q12.15.5)

Margin of Victory	Avg. Speed	Best Lap Tm	Best Speed	Best Lap by
17.034	100.611	52.611	103.458	7 - Tony Greenan

Results provisional until the conclusion of judicial and technical matters

Orbits

Timekeeper: D.Bradfield

Clerk of Course: Chris Edwards

Live timing available at timing.rhwright.co.uk

www.mylaps.com

Licensed to: R.H.Wright Timing

Printed: 31/08/2024 11:57:46



R.H.Wright
Timing



500 MRCI Templeton Trophy Race Meeting

BOSS Ireland

Kirkistown 500 MRCI 1.512 miles


Race 2 (Malcom Templeton Trophy R10)

31/08/2024 14:45

Race (15:00 and 1 Laps)

5	18	55
	9	10
4	51	1
	7	8
3	23	21
	5	6
2	9	46
	3	4
1	7	29
	1	2

POLE POSITION



Results provisional until the conclusion of judicial and technical matters

Orbits

Timekeeper: D.Bradfield

Clerk of Course: Chris Edwards

Live timing available at timing.rhwright.co.uk

www.mylaps.com

Licensed to: R.H.Wright Timing

Printed: 31/08/2024 09:40:08



**R.H.
Wright**



500 MRCI Templeton Trophy Race Meeting

BOSS Ireland

Kirkistown 500 MRCI 1.512 miles

Race 2 (Malcom Templeton Trophy R10)

31/08/2024 14:45

Race (15:00 and 1 Laps) started at 15:10:47

Lap	Lap Tm	Diff	me of Day
-----	--------	------	-----------

(7) Tony Greenan

1	56.641	+3.928	1:46.519
2	52.980	+0.267	1:39.499
3	52.828	+0.115	1:32.327
4	52.822	+0.109	1:25.149
5	52.773	+0.060	1:17.922
6	52.976	+0.263	1:10.898
7	53.023	+0.310	1:03.921
8	52.935	+0.222	1:56.856
9	52.981	+0.268	1:49.837
10	52.906	+0.193	1:42.743
11	52.903	+0.190	1:35.646
12	53.422	+0.709	1:29.068
13	52.760	+0.047	1:21.828
14	53.424	+0.711	1:15.252
15	53.053	+0.340	1:08.305
16	52.792	+0.079	1:01.097
17	52.773	+0.060	1:53.870
18	52.713		1:46.583

(29) Michael Connolly

1	1:13.285	+19.354	1:03.259
2	57.504	+3.573	1:00.763
3	55.117	+1.186	1:55.880
4	55.432	+1.501	1:51.312
5	54.526	+0.595	1:45.838
6	55.164	+1.233	1:41.002
7	54.382	+0.451	1:35.384
8	54.071	+0.140	1:29.455
9	54.094	+0.163	1:23.549
10	54.001	+0.070	1:17.550
11	54.346	+0.415	1:11.896
12	54.528	+0.597	1:06.424
13	54.779	+0.848	1:01.203
14	54.473	+0.542	1:55.676
15	54.365	+0.434	1:50.041
16	53.931		1:43.972
17	54.409	+0.478	1:38.381
18	54.814	+0.883	1:33.195

(9) Martin Daly

1	58.050	+3.310	1:48.577
2	54.740		1:43.317
3	55.740	+1.000	1:39.057
4	55.494	+0.754	1:34.551
5	55.685	+0.945	1:30.236
6	56.874	+2.134	1:27.110
7	56.050	+1.310	1:23.160
8	55.898	+1.158	1:19.058
9	55.386	+0.646	1:14.444
10	55.107	+0.367	1:09.551
11	56.596	+1.856	1:06.147
12	56.004	+1.264	1:02.151
13	55.733	+0.993	1:57.884
14	54.921	+0.181	1:52.805
15	54.782	+0.042	1:47.587
16	54.921	+0.181	1:42.508
17	57.258	+2.518	1:39.766
18	57.213	+2.473	1:36.979

(23) Robert Copeland

1	1:01.595	+5.775	1:52.734
2	57.260	+1.440	1:49.994
3	56.736	+0.916	1:46.730
4	56.990	+1.170	1:43.720
5	56.761	+0.941	1:40.481
6	56.381	+0.561	1:36.862
7	56.528	+0.708	1:33.390
8	57.982	+2.162	1:31.372
9	56.002	+0.182	1:27.374
10	56.014	+0.194	1:23.388
11	56.753	+0.933	1:20.141
12	56.419	+0.599	1:16.560

Lap	Lap Tm	Diff	me of Day
-----	--------	------	-----------

(21) Daniel Faherty

13	57.313	+1.493	1:13.873
14	57.018	+1.198	1:10.891
15	55.820		1:06.711
16	56.103	+0.283	1:02.814
17	56.998	+1.178	1:59.812
1	1:00.945	+4.326	1:52.103
2	58.044	+1.425	1:50.147
3	57.749	+1.130	1:47.896
4	57.624	+1.005	1:45.520
5	56.731	+0.112	1:42.251
6	56.740	+0.121	1:38.991
7	57.376	+0.757	1:36.367
8	56.868	+0.249	1:33.235
9	57.589	+0.970	1:30.824
10	56.619		1:27.443
11	56.695	+0.076	1:24.138
12	57.186	+0.567	1:21.324
13	57.470	+0.851	1:18.794
14	57.212	+0.593	1:16.006
15	57.406	+0.787	1:13.412
16	57.011	+0.392	1:10.423
17	1:02.082	+5.463	1:12.505

(18) Kayleigh Cole

1	1:01.602	+4.250	1:53.048
2	57.763	+0.411	1:50.811
3	57.352		1:48.163
4	57.952	+0.600	1:46.115
5	58.058	+0.706	1:44.173
6	57.853	+0.501	1:42.026
7	57.907	+0.555	1:39.933
8	57.732	+0.380	1:37.665
9	57.721	+0.369	1:35.386
10	57.993	+0.641	1:33.379
11	57.489	+0.137	1:30.868
12	57.856	+0.504	1:28.724
13	58.166	+0.814	1:26.890
14	58.107	+0.755	1:24.997
15	57.529	+0.177	1:22.526
16	57.479	+0.127	1:20.005
17	57.399	+0.047	1:17.404

Lap	Lap Tm	Diff	me of Day
-----	--------	------	-----------

Results provisional until the conclusion of judicial and technical matters

Orbits

Timekeeper: D.Bradfield

Clerk of Course: Chris Edwards

Live timing available at timing.rhwright.com

www.mylaps.com

Printed: 01/09/2024 17:07:36

Licensed to: R.H.Wright Timing



500 MRCI Templeton Trophy Race Meeting

Sorted on Laps

BOSS Ireland

Kirkistown 500 MRCI 1.512 miles

Race 2 (Malcom Templeton Trophy R10)

31/08/2024 14:45

Race (15:00 and 1 Laps) started at 15:10:47

Pos	No.	Name	Make	Laps	Total Tm	Best Tm	Best Speed	In Lap	Avg. Speed
1	7	Tony Greenan	2.0 Dallara F317	18	15:58.668	52.713	103.258	18	102.198
2	29	Michael Connolly	3.5 Dallara WS	18	16:45.280	53.931	100.926	16	97.460
3	9	Martin Daly	3.5 Dallara WS	18	16:49.064	54.740	99.434	2	97.094
4	23	Robert Copeland	2.3 Ralt RT4	17	16:11.897	55.820	97.510	15	95.207
5	21	Daniel Faherty	2.0 Dallara F311	17	16:24.590	56.619	96.134	10	93.980
6	18	Kayleigh Cole	1.0 Jedi F1000	17	16:29.489	57.352	94.905	3	93.514

Not classified

DNS	46	Michael Roche	2.0 Dallara F306				-	0	-
DNS	51	Eamon Matheson	2.0t Reynard F903				-	0	-
DNS	1	Noel Roddy	2.0 Van Diemen RF82				-	0	-
DNS	55	Noel Robinson	3.0 Dallara Nissan				-	0	-

Margin of Victory	Avg. Speed	Best Lap Tm	Best Speed	Best Lap by
46.612	102.198	52.713	103.258	7 - Tony Greenan

Results provisional until the conclusion of judicial and technical matters

Orbits

Timekeeper: D.Bradfield

Clerk of Course: Chris Edwards

Live timing available at timing.rhwright.co.uk

www.mylaps.com

Licensed to: R.H.Wright Timing

Printed: 31/08/2024 15:27:51



**R.H.
Wright**



500 MRCI Templeton Trophy Race Meeting

Fords Fiesta/Kirkistown Minis

Kirkistown 500 MRCI 1.512 miles

Qualifying (Q7)

31/08/2024 10:20

Qualifying started at 10:40:25

Lap	Lap Tm	Diff	me of Day
(28) Peter Bennett			
1	1:12.655		1:05.705
2	1:12.903	+0.248	1:18.608
3	1:12.767	+0.112	1:31.375
4	1:13.412	+0.757	1:44.787
5	1:13.467	+0.812	1:58.254
6	1:15.417	+2.762	1:13.671
7	1:15.195	+2.540	1:28.866
(96) Darren Gilmore			
1	1:13.557	+0.681	1:02.723
2	1:13.355	+0.479	1:16.078
3	1:16.884	+4.008	1:32.962
4	1:12.876		1:45.838
5	1:13.459	+0.583	1:59.297
(98) Craig Gilmore			
1	1:13.751	+0.335	1:03.568
2	1:13.549	+0.133	1:17.117
3	1:14.286	+0.870	1:31.403
4	1:14.138	+0.722	1:45.541
5	1:13.416		1:58.957
6	1:14.959	+1.543	1:13.916
(35) Ryan Hogg			
1	1:16.657	+1.369	1:18.296
2	1:15.534	+0.246	1:33.830
3	1:15.288		1:49.118
4	1:15.623	+0.335	1:04.741
5	1:15.855	+0.567	1:20.596
6	1:16.057	+0.769	1:36.653
7	1:15.638	+0.350	1:52.291
(49) Michael Graham			
1	1:17.449	+0.673	1:27.324
2	1:16.776		1:44.100
3	1:18.649	+1.873	1:02.749
4	1:17.257	+0.481	1:20.006
5	1:17.188	+0.412	1:37.194
6	1:17.205	+0.429	1:54.399
7	1:18.336	+1.560	1:12.735
(76) Derek Graham			
1	1:17.627	+0.336	1:25.937
2	1:18.834	+1.543	1:44.771
3	1:17.291		1:02.062
4	1:19.592	+2.301	1:21.654
5	1:17.410	+0.119	1:39.064
6	1:17.319	+0.028	1:56.383
7	1:17.632	+0.341	1:14.015
(97) Neville Anderson			
1	1:18.124	+0.703	1:28.559
2	1:17.775	+0.354	1:46.334
3	1:18.252	+0.831	1:04.586
4	1:17.772	+0.351	1:22.358
5	1:17.421		1:39.779
6	1:17.546	+0.125	1:57.325
7	1:18.068	+0.647	1:15.393
(18) Conor Mulholland			
1	1:20.820	+2.535	1:44.463
2	1:19.702	+1.417	1:04.165
3	1:19.437	+1.152	1:23.602
4	1:18.387	+0.102	1:41.989
5	1:18.285		1:00.274
6	1:18.387	+0.102	1:18.661
7	1:21.849	+3.564	1:40.510
(21) Megan Campbell			
1	1:18.353	+0.002	1:30.007
2	1:18.689	+0.338	1:48.696
3	1:18.874	+0.523	1:07.570

Lap	Lap Tm	Diff	me of Day
4	1:18.383	+0.032	1:25.953
5	1:18.625	+0.274	1:44.578
6	1:18.351		1:02.929
7	1:19.202	+0.851	1:22.131
(291) Ethan Campbell			
1	1:18.503	+0.127	1:29.614
2	1:19.583	+1.207	1:49.197
3	1:18.626	+0.250	1:07.823
4	1:18.425	+0.049	1:26.248
5	1:18.610	+0.234	1:44.858
6	1:18.376		1:03.234
7	1:19.200	+0.824	1:22.434
(128) Stephen Walker			
1	1:19.656	+0.272	1:40.100
2	1:19.384		1:59.484
3	1:19.788	+0.404	1:19.272
4	1:20.327	+0.943	1:39.599
5	1:19.439	+0.055	1:59.038
6	1:19.982	+0.598	1:19.020
7	1:22.670	+3.286	1:41.690

Lap	Lap Tm	Diff	me of Day
-----	--------	------	-----------

Results provisional until the conclusion of judicial and technical matters

Orbits

Timekeeper: D.Bradfield

Clerk of Course: Chris Edwards

Live timing available at timing.rhwright.com

www.mylaps.com

Licensed to: R.H.Wright Timing

Printed: 01/09/2024 17:07:46



500 MRCI Templeton Trophy Race Meeting

Sorted on best lap time

Fords Fiesta/Kirkistown Minis

Kirkistown 500 MRCI 1.512 miles

Qualifying (Q7)

31/08/2024 10:20

Qualifying started at 10:40:25

Pos	No.	Name	Make	Best Tm	Diff	In Lap	Best Speed	2nd Best	In Lap
1	28	Peter Bennett	1.6 BMW Mini	1:12.655		1	74.916	1:12.767	3
2	96	Darren Gilmore	1.6 BMW Mini	1:12.876	0.221	4	74.689	1:13.459	5
3	98	Craig Gilmore	1.6 BMW Mini	1:13.416	0.761	5	74.139	1:13.549	2
4	35	Ryan Hogg	1.6 BMW Mini	1:15.288	2.633	3	72.296	1:15.534	2
5	49	Michael Graham	1.3 Ford Fiesta	1:16.776	4.121	2	70.895	1:17.188	5
6	76	Derek Graham	1.3 Ford Fiesta	1:17.291	4.636	3	70.422	1:17.319	6
7	97	Neville Anderson	1.3 Ford Fiesta	1:17.421	4.766	5	70.304	1:17.546	6
8	18	Conor Mulholland	1.3 Ford Fiesta	1:18.285	5.630	5	69.528	1:18.387	4
9	21	Megan Campbell	1.3 Ford Fiesta	1:18.351	5.696	6	69.470	1:18.353	1
10	291	Ethan Campbell	1.3 Ford Fiesta	1:18.376	5.721	6	69.448	1:18.425	4
11	128	Stephen Walker	1.3 Ford Fiesta	1:19.384	6.729	2	68.566	1:19.439	5

Results provisional until the conclusion of judicial and technical matters

Orbits

Timekeeper: D.Bradfield

Clerk of Course: Chris Edwards

Live timing available at timing.rhwright.co.uk

www.mylaps.com

Licensed to: R.H.Wright Timing

Printed: 31/08/2024 10:53:54



**R.H.
Wright**



500 MRCI Templeton Trophy Race Meeting

Fords Fiesta/Kirkistown Minis

Kirkistown 500 MRCI 1.512 miles

Race 1 (R8)

31/08/2024 13:55

Race (12:00 and 1 Laps) started at 13:54:46

Lap	Lap Tm	Diff	me of Day
(96) Darren Gilmore			
1	1:18.803	+5.283	1:07.751
2	1:14.769	+1.249	1:22.520
3	1:13.835	+0.315	1:36.355
4	1:14.346	+0.826	1:50.701
5	1:13.796	+0.236	1:04.457
6	1:14.080	+0.560	1:18.537
7	1:14.163	+0.643	1:32.700
8	1:13.894	+0.374	1:46.594
9	1:13.520		1:00.114
10	1:14.079	+0.559	1:14.193
11	1:13.796	+0.276	1:27.989
(28) Peter Bennett			
1	1:18.855	+5.725	1:07.958
2	1:14.653	+1.523	1:22.611
3	1:13.945	+0.815	1:36.556
4	1:14.660	+1.530	1:51.216
5	1:14.922	+1.792	1:06.138
6	1:14.393	+1.263	1:20.531
7	1:13.690	+0.560	1:34.221
8	1:13.305	+0.175	1:47.526
9	1:13.130		1:00.656
10	1:13.759	+0.629	1:14.415
11	1:13.853	+0.723	1:28.268
(98) Craig Gilmore			
1	1:19.114	+5.167	1:08.864
2	1:14.168	+0.221	1:23.032
3	1:14.203	+0.256	1:37.235
4	1:13.947		1:51.182
5	1:14.990	+1.043	1:06.172
6	1:14.419	+0.472	1:20.591
7	1:14.514	+0.567	1:35.105
8	1:15.532	+1.585	1:50.637
9	1:14.404	+0.457	1:05.041
10	1:14.289	+0.342	1:19.330
11	1:14.400	+0.453	1:33.730
(35) Ryan Hogg			
1	1:19.615	+4.884	1:09.599
2	1:14.987	+0.256	1:24.586
3	1:14.770	+0.039	1:39.356
4	1:14.731		1:54.087
5	1:15.898	+1.167	1:09.985
6	1:15.350	+0.619	1:25.335
7	1:15.270	+0.539	1:40.605
8	1:15.710	+0.979	1:56.315
9	1:15.196	+0.465	1:11.511
10	1:15.330	+0.599	1:26.841
11	1:15.354	+0.623	1:42.195
(49) Michael Graham			
1	1:22.499	+5.143	1:13.872
2	1:17.432	+0.076	1:31.304
3	1:17.356		1:48.660
4	1:17.774	+0.418	1:06.434
5	1:17.502	+0.146	1:23.936
6	1:18.544	+1.188	1:42.480
7	1:17.791	+0.435	1:00.271
8	1:17.757	+0.401	1:18.028
9	1:17.749	+0.393	1:35.777
10	1:17.889	+0.533	1:53.666
11	1:18.476	+1.120	1:12.142
(76) Derek Graham			
1	1:22.863	+5.535	1:14.182
2	1:17.533	+0.205	1:31.715
3	1:17.356	+0.028	1:49.071
4	1:17.563	+0.235	1:06.634
5	1:17.328		1:23.962
6	1:18.746	+1.418	1:42.708
7	1:18.026	+0.698	1:00.734

Lap	Lap Tm	Diff	me of Day
8	1:17.513	+0.185	1:18.247
9	1:17.833	+0.505	1:36.080
10	1:17.827	+0.499	1:53.907
11	1:18.291	+0.963	1:12.198
(97) Neville Anderson			
1	1:23.178	+5.307	1:14.993
2	1:17.925	+0.054	1:32.918
3	1:18.134	+0.263	1:51.052
4	1:17.993	+0.122	1:09.045
5	1:18.188	+0.317	1:27.233
6	1:18.008	+0.137	1:45.241
7	1:17.871		1:03.112
8	1:18.023	+0.152	1:21.135
9	1:18.358	+0.487	1:39.493
10	1:18.236	+0.365	1:57.729
11	1:18.018	+0.147	1:15.747
(21) Megan Campbell			
1	1:22.837	+4.717	1:15.324
2	1:18.175	+0.055	1:33.499
3	1:18.120		1:51.619
4	1:18.329	+0.209	1:09.948
5	1:18.616	+0.496	1:28.564
6	1:18.616	+0.496	1:47.180
7	1:18.800	+0.680	1:05.980
8	1:19.057	+0.937	1:25.037
9	1:19.277	+1.157	1:44.314
10	1:19.215	+1.095	1:03.529
11	1:19.214	+1.094	1:22.743
(18) Conor Mulholland			
1	1:23.740	+5.921	1:15.990
2	1:23.215	+5.396	1:39.205
3	1:18.007	+0.188	1:57.212
4	1:17.619		1:15.031
5	1:18.818	+0.999	1:33.849
6	1:18.817	+0.998	1:52.666
7	1:18.248	+0.429	1:10.914
8	1:18.312	+0.493	1:29.226
9	1:18.106	+0.287	1:47.332
10	1:18.147	+0.328	1:05.479
11	1:18.277	+0.458	1:23.756
(128) Stephen Walker			
1	1:24.227	+5.529	1:17.211
2	1:19.247	+0.549	1:36.458
3	1:19.118	+0.420	1:55.576
4	1:19.272	+0.574	1:14.848
5	1:19.109	+0.411	1:33.957
6	1:19.746	+1.048	1:53.703
7	1:18.698		1:12.401
8	1:18.933	+0.235	1:31.334
9	1:18.798	+0.100	1:50.132
10	1:19.371	+0.673	1:09.503
11	1:19.783	+1.085	1:29.286
(291) Ethan Campbell			
1	1:23.383	+5.295	1:15.846
2	1:23.778	+5.690	1:39.624
3	1:18.249	+0.161	1:57.873
4	1:18.860	+0.772	1:16.733
5	1:19.328	+1.240	1:36.061
6	1:18.497	+0.409	1:54.558
7	1:18.088		1:12.646
8	1:19.343	+1.255	1:31.989
9	1:18.335	+0.247	1:50.324
10	1:18.877	+0.789	1:09.201
11	1:19.552	+1.464	1:28.753

Lap	Lap Tm	Diff	me of Day
-----	--------	------	-----------

Results provisional until the conclusion of judicial and technical matters

Orbits

Timekeeper: D.Bradfield

Clerk of Course: Chris Edwards

Live timing available at timing.rhwright.com

www.mylaps.com

Licensed to: R.H.Wright Timing

Printed: 01/09/2024 17:07:57



500 MRCI Templeton Trophy Race Meeting

Fords Fiesta/Kirkistown Minis

Kirkistown 500 MRCI 1.512 miles


Race 1 (R8)

31/08/2024 13:55

Race (12:00 and 1 Laps)

8	128	
	15	
7	21	291
	13	14
6	97	18
	11	12
5	49	76
	9	10
4		8
	7	
3		6
	5	
2	98	35
	3	4
1	28	96
	1	2

POLE POSITION



Results provisional until the conclusion of judicial and technical matters

Orbits

Timekeeper: D.Bradfield

Clerk of Course: Chris Edwards

Live timing available at timing.rhwright.co.uk

www.mylaps.com

Licensed to: R.H.Wright Timing

Printed: 31/08/2024 10:54:52



500 MRCI Templeton Trophy Race Meeting

Sorted on Laps

Fords Fiesta/Kirkistown Minis

Kirkistown 500 MRCI 1.512 miles

Race 1 (R8)

31/08/2024 13:55

Race (12:00 and 1 Laps) started at 13:54:46

Pos	No.	Name	Make	Laps	Total Tm	Best Tm	Best Speed	In Lap	Avg. Speed
Ford Fiesta									
1	49	Michael Graham	1.3 Ford Fiesta	11	14:25.464	1:17.356	70.363	3	69.180
2	76	Derek Graham	1.3 Ford Fiesta	11	14:25.520	1:17.328	70.389	5	69.176
3	97	Neville Anderson	1.3 Ford Fiesta	11	14:29.069	1:17.871	69.898	7	68.894
4	21	Megan Campbell	1.3 Ford Fiesta	11	14:36.065	1:18.120	69.675	3	68.343
5	18	Conor Mulholland	1.3 Ford Fiesta	11	14:37.078	1:17.819	69.945	4	68.264
6	128	Stephen Walker	1.3 Ford Fiesta	11	14:42.608	1:18.698	69.163	7	67.837
7	291	Ethan Campbell	1.3 Ford Fiesta	11	14:47.075	1:18.088	69.704	7	67.495
Mini Cooper									
1	96	Darren Gilmore	1.6 BMW Mini	11	13:41.311	1:13.520	74.035	9	72.900
2	28	Peter Bennett	1.6 BMW Mini	11	13:41.590	1:13.130	74.429	9	72.875
3	98	Craig Gilmore	1.6 BMW Mini	11	13:47.052	1:13.947	73.607	4	72.394
4	35	Ryan Hogg	1.6 BMW Mini	11	13:55.517	1:14.731	72.835	4	71.660

Announcements

Penalty - Car 291 +5s - Exceeding Track Limits (Q12.21.2b)

Margin of Victory	Avg. Speed	Best Lap Tm	Best Speed	Best Lap by
0.279	72.900	1:13.130	74.429	28 - Peter Bennett

Results provisional until the conclusion of judicial and technical matters

Orbits

Timekeeper: D.Bradfield

Clerk of Course: Chris Edwards

Live timing available at timing.rhwright.co.uk

www.mylaps.com

Licensed to: R.H.Wright Timing

Printed: 31/08/2024 14:09:56



R.H.
Wright



500 MRCI Templeton Trophy Race Meeting

Fords Fiesta/Kirkistown Minis

Kirkistown 500 MRCI 1.512 miles

Race 2 (R16)

31/08/2024 17:30

Race (10:00 and 0 Laps) started at 17:28:39

Lap	Lap Tm	Diff	me of Day
(28) Peter Bennett			
1	1:19.102	+6.009	1:00.986
2	1:13.713	+0.620	1:14.699
3	1:13.705	+0.612	1:28.404
4	1:13.234	+0.141	1:41.638
5	1:13.093		1:54.731
6	1:13.425	+0.332	1:08.156
7	1:13.194	+0.101	1:21.350
8	1:13.695	+0.602	1:35.045
9	1:15.309	+2.216	1:50.354
(96) Darren Gilmore			
1	1:18.875	+5.854	1:00.977
2	1:13.788	+0.767	1:14.765
3	1:14.526	+1.505	1:29.291
4	1:13.039	+0.018	1:42.330
5	1:13.021		1:55.351
6	1:13.579	+0.558	1:08.930
7	1:13.027	+0.006	1:21.957
8	1:13.084	+0.063	1:35.041
9	1:15.338	+2.317	1:50.379
(98) Craig Gilmore			
1	1:18.915	+5.078	1:01.830
2	1:14.071	+0.234	1:15.701
3	1:13.841	+0.004	1:29.542
4	1:13.837		1:43.379
5	1:13.950	+0.113	1:57.329
6	1:13.909	+0.072	1:11.238
7	1:14.326	+0.489	1:25.564
8	1:14.206	+0.369	1:39.770
9	1:14.269	+0.432	1:54.039
(35) Ryan Hogg			
1	1:19.903	+5.490	1:02.559
2	1:14.441	+0.028	1:17.000
3	1:14.413		1:31.413
4	1:14.657	+0.244	1:46.070
5	1:14.828	+0.415	1:00.898
6	1:14.728	+0.315	1:15.626
7	1:15.148	+0.735	1:30.774
8	1:15.456	+1.043	1:46.230
9	1:15.685	+1.272	1:01.915
(76) Derek Graham			
1	1:21.714	+4.274	1:06.021
2	1:17.440		1:23.461
3	1:18.101	+0.661	1:41.562
4	1:17.575	+0.135	1:59.137
5	1:17.694	+0.254	1:16.831
6	1:17.796	+0.316	1:34.587
7	1:18.055	+0.615	1:52.642
8	1:19.094	+1.654	1:11.736
9	1:18.702	+1.262	1:30.438
(49) Michael Graham			
1	1:22.090	+4.708	1:06.674
2	1:17.382		1:24.056
3	1:17.691	+0.309	1:41.747
4	1:17.616	+0.234	1:59.363
5	1:17.662	+0.280	1:17.025
6	1:17.696	+0.314	1:34.721
7	1:17.903	+0.521	1:52.624
8	1:19.135	+1.753	1:11.759
9	1:18.769	+1.387	1:30.528
(18) Conor Mulholland			
1	1:23.983	+6.267	1:09.555
2	1:17.879	+0.163	1:27.434
3	1:18.187	+0.471	1:45.621
4	1:18.122	+0.406	1:03.743
5	1:18.032	+0.316	1:21.775
6	1:17.716		1:39.491

Lap	Lap Tm	Diff	me of Day
7	1:17.875	+0.159	1:57.366
8	1:18.027	+0.311	1:15.393
9	1:18.418	+0.702	1:33.811
(97) Neville Anderson			
1	1:29.964	+12.283	1:14.558
2	1:18.050	+0.369	1:32.608
3	1:18.014	+0.333	1:50.622
4	1:17.897	+0.216	1:08.519
5	1:17.788	+0.107	1:26.307
6	1:17.681		1:43.988
7	1:18.000	+0.319	1:01.988
8	1:17.973	+0.292	1:19.961
9	1:18.142	+0.461	1:38.103
(128) Stephen Walker			
1	1:31.153	+12.797	1:17.225
2	1:18.537	+0.181	1:35.762
3	1:18.546	+0.190	1:54.308
4	1:18.568	+0.212	1:12.876
5	1:18.406	+0.050	1:31.282
6	1:18.356		1:49.638
7	1:18.875	+0.519	1:08.513
8	1:18.386	+0.030	1:26.899
9	1:18.493	+0.137	1:45.392
(21) Megan Campbell			
1	1:26.477	+6.309	1:11.719
2	1:20.517	+0.349	1:32.236
3	1:20.168		1:52.404
4	1:20.831	+0.663	1:13.235
5	1:21.059	+0.891	1:34.294
6	1:20.881	+0.713	1:55.175
7	1:20.852	+0.684	1:16.027
8	1:20.671	+0.503	1:36.698
9	1:20.713	+0.545	1:57.411
(291) Ethan Campbell			
1	1:23.405	+5.255	1:08.678
2	1:18.588	+0.438	1:27.266
3	1:18.582	+0.432	1:45.848
4	1:18.295	+0.145	1:04.143
5	1:18.150		1:22.293
6	1:18.260	+0.110	1:40.553

Lap	Lap Tm	Diff	me of Day
-----	--------	------	-----------

Results provisional until the conclusion of judicial and technical matters

Orbits

Timekeeper: D.Bradfield

Clerk of Course: Chris Edwards

www.mylaps.com

Live timing available at timing.rhwright.

Licensed to: R.H.Wright Timing

Printed: 01/09/2024 17:08:07



500 MRCI Templeton Trophy Race Meeting

Fords Fiesta/Kirkistown Minis

Kirkistown 500 MRCI 1.512 miles


Race 2 (R16)

31/08/2024 17:30

Race (12:00 and 1 Laps)

8	128	
	15	
7	18	291
	13	14
6	97	21
	11	12
5	49	76
	9	10
4		8
	7	
3		6
	5	
2	98	35
	3	4
1	28	96
	1	2

POLE POSITION



Results provisional until the conclusion of judicial and technical matters

Orbits

Timekeeper: D.Bradfield

Clerk of Course: Chris Edwards

Live timing available at timing.rhwright.co.uk

www.mylaps.com

Licensed to: R.H.Wright Timing

Printed: 31/08/2024 10:55:49



500 MRCI Templeton Trophy Race Meeting

Sorted on Laps

Fords Fiesta/Kirkistown Minis

Kirkistown 500 MRCI 1.512 miles

Race 2 (R16)

31/08/2024 17:30

Race (10:00 and 0 Laps) started at 17:28:39

Pos	No.	Name	Make	Laps	Total Tm	Best Tm	Best Speed	In Lap	Avg. Speed
Ford Fiesta									
1	76	Derek Graham	1.3 Ford Fiesta	9	11:50.703	1:17.440	70.287	2	68.928
2	49	Michael Graham	1.3 Ford Fiesta	9	11:50.793	1:17.382	70.340	2	68.919
3	18	Conor Mulholland	1.3 Ford Fiesta	9	11:54.076	1:17.716	70.037	6	68.602
4	97	Neville Anderson	1.3 Ford Fiesta	9	11:58.368	1:17.681	70.069	6	68.192
5	128	Stephen Walker	1.3 Ford Fiesta	9	12:05.657	1:18.356	69.465	6	67.507
6	21	Megan Campbell	1.3 Ford Fiesta	9	12:17.676	1:20.168	67.895	3	66.407
Not classified									
DNF	291	Ethan Campbell	1.3 Ford Fiesta	6	8:00.818	1:18.150	69.648	5	67.922
Mini Cooper									
1	28	Peter Bennett	1.6 BMW Mini	9	11:10.619	1:13.093	74.467	5	73.048
2	96	Darren Gilmore	1.6 BMW Mini	9	11:10.644	1:13.021	74.540	5	73.045
3	98	Craig Gilmore	1.6 BMW Mini	9	11:14.304	1:13.837	73.717	4	72.649
4	35	Ryan Hogg	1.6 BMW Mini	9	11:22.180	1:14.413	73.146	3	71.810

Margin of Victory	Avg. Speed	Best Lap Tm	Best Speed	Best Lap by
0.025	73.048	1:13.021	74.540	96 - Darren Gilmore

Results provisional until the conclusion of judicial and technical matters

Orbits

Timekeeper: D.Bradfield

Clerk of Course: Chris Edwards

Live timing available at timing.rhwright.co.uk

www.mylaps.com

Licensed to: R.H.Wright Timing

Printed: 31/08/2024 17:41:28



**R.H.
Wright**



500 MRCI Templeton Trophy Race Meeting

Formula Ford 1600

Kirkistown 500 MRCI 1.512 miles

Qualifying (Q6)

31/08/2024 10:05

Qualifying started at 10:25:02

Lap	Lap Tm	Diff	me of Day
(57) Ian Campbell			
1	1:02.815	+1.684	1:19.183
2	1:02.388	+1.257	1:21.571
3	1:02.417	+1.286	1:23.988
4	1:02.428	+1.297	1:26.416
5	1:03.120	+1.989	1:29.536
6	1:01.131		1:30.667
7	1:02.124	+0.993	1:32.791
8	1:01.824	+0.693	1:34.615
9	1:02.482	+1.351	1:37.097
(26) Jason Smyth			
1	1:02.257	+1.054	1:20.293
2	1:01.721	+0.518	1:22.014
3	1:01.570	+0.367	1:23.584
4	1:04.225	+3.022	1:27.809
5	1:01.428	+0.225	1:29.237
6	1:01.203		1:30.440
7	1:03.315	+2.112	1:33.755
8	1:01.256	+0.053	1:35.011
9	1:03.453	+2.250	1:38.464
(27) Stephen O'Connor			
1	1:02.494	+1.041	1:21.294
2	1:01.708	+0.255	1:23.002
3	1:01.481	+0.028	1:24.483
4	1:01.735	+0.282	1:26.218
5	1:01.825	+0.372	1:28.043
6	1:01.677	+0.224	1:29.720
7	1:01.688	+0.235	1:31.408
8	1:04.445	+2.992	1:35.853
9	1:01.453		1:37.306
(28) David McCullough			
1	1:03.503	+1.416	1:34.062
2	1:02.370	+0.283	1:36.432
3	1:02.167	+0.080	1:38.599
4	1:03.478	+1.391	1:42.077
5	1:02.447	+0.360	1:44.524
6	1:02.087		1:46.611
7	1:02.321	+0.234	1:48.932
8	1:02.468	+0.381	1:51.400
9	1:05.728	+3.641	1:57.128
(66) Trevor Delany			
1	1:03.342	+1.146	1:25.022
2	1:02.317	+0.121	1:27.339
3	1:02.502	+0.306	1:29.841
4	1:02.196		1:32.037
5	1:10.088	+7.892	1:42.125
6	1:04.012	+1.816	1:46.137
7	1:03.092	+0.896	1:49.229
8	1:02.547	+0.351	1:51.776
9	1:21.550	+19.354	1:13.326
(148) David Parks			
1	1:04.434	+1.737	1:32.145
2	1:03.543	+0.846	1:35.688
3	1:03.347	+0.650	1:39.035
4	1:03.571	+0.874	1:42.606
5	1:03.853	+1.156	1:46.459
6	1:03.076	+0.379	1:49.535
7	1:02.790	+0.093	1:52.325
8	1:02.697		1:55.022
9	1:02.900	+0.203	1:57.922
(90) Henry Campbell			
1	1:06.596	+2.657	1:27.756
2	1:05.124	+1.185	1:32.880
3	1:04.803	+0.864	1:37.683
4	1:05.230	+1.291	1:42.913
5	1:04.392	+0.453	1:47.305
6	1:04.433	+0.494	1:51.738

Lap	Lap Tm	Diff	me of Day
7	1:03.939		1:55.677
8	1:04.130	+0.191	1:59.807
9	1:04.309	+0.370	3:04.116
(89) Philip Harris			
1	1:05.945	+1.899	1:27.534
2	1:04.993	+0.947	1:32.527
3	1:04.561	+0.515	1:37.088
4	1:05.166	+1.120	1:42.254
5	1:04.122	+0.076	1:46.376
6	1:04.087	+0.041	1:50.463
7	1:04.411	+0.365	1:54.874
8	1:04.222	+0.176	1:59.096
9	1:04.046		1:03.142
(12) Allan McBurney			
1	1:06.863	+2.039	1:41.496
2	1:05.525	+0.701	1:47.021
3	1:04.824		1:51.845
4	1:05.413	+0.589	1:57.258
5	1:05.003	+0.179	1:02.261
6	1:05.112	+0.288	1:07.373
7	1:05.043	+0.219	1:12.416
8	1:05.072	+0.248	1:17.488
(23) David Nicholl			
1	1:10.866	+5.484	1:34.136
2	1:10.555	+5.173	1:44.691
3	1:06.842	+1.460	1:51.533
4	1:06.502	+1.120	1:58.035
5	1:05.382		1:03.417
6	1:05.853	+0.471	1:09.270
7	1:05.969	+0.587	1:15.239
8	1:05.758	+0.376	1:20.997

Lap	Lap Tm	Diff	me of Day
-----	--------	------	-----------

Results provisional until the conclusion of judicial and technical matters

Orbits

Timekeeper: D.Bradfield

Clerk of Course: Chris Edwards

www.mylaps.com

Live timing available at timing.rhwright.

Licensed to: R.H.Wright Timing

Printed: 01/09/2024 17:08:20



500 MRCI Templeton Trophy Race Meeting

Sorted on best lap time

Formula Ford 1600

Kirkistown 500 MRCI 1.512 miles

Qualifying (Q6)

31/08/2024 10:05

Qualifying started at 10:25:02

Pos	No.	Name	Make	Best Tm	Diff	In Lap	Best Speed	2nd Best	In Lap
1	57	Ian Campbell	Ray GR08	1:01.131		6	89.039	1:01.824	8
2	26	Jason Smyth	Van Diemen RF00	1:01.203	0.072	6	88.934	1:01.256	8
3	27	Stephen O'Connor	Van Diemen RF90	1:01.453	0.322	9	88.572	1:01.481	3
4	28	David McCullough	Van Diemen RF01	1:02.087	0.956	6	87.668	1:02.167	3
5	66	Trevor Delany	Van Diemen RF02	1:02.196	1.065	4	87.514	1:02.317	2
6	148	David Parks	Reynard FF89	1:02.697	1.566	8	86.815	1:02.790	7
7	90	Henry Campbell	Reynard FF89	1:03.939	2.808	7	85.128	1:04.130	8
8	89	Philip Harris	Mondiale M89T	1:04.046	2.915	9	84.986	1:04.087	6
9	12	Allan McBurney	Van Diemen RF89	1:04.824	3.693	3	83.966	1:05.003	5
10	23	David Nicholl	Reynard FF89	1:05.382	4.251	5	83.250	1:05.758	8
11	58	Gavin Buckley	Mondiale M88S			0	-		0

Results provisional until the conclusion of judicial and technical matters

Orbits

Timekeeper: D.Bradfield

Clerk of Course: Chris Edwards

Live timing available at timing.rhwright.co.uk

www.mylaps.com

Licensed to: R.H.Wright Timing

Printed: 31/08/2024 10:36:26



R.H.
Wright



500 MRCI Templeton Trophy Race Meeting

Formula Ford 1600

Kirkistown 500 MRCI 1.512 miles

Race 1 (R7)

31/08/2024 13:30

Race (12:00 and 1 Laps) started at 13:30:06

Lap	Lap Tm	Diff	me of Day
(26) Jason Smyth			
1	1:07.361	+5.991	1:15.373
2	1:01.759	+0.389	1:17.132
3	1:01.913	+0.543	1:19.045
4	1:01.546	+0.176	1:20.591
5	1:01.645	+0.275	1:22.236
6	1:01.510	+0.140	1:23.746
7	1:01.370		1:25.116
8	1:01.475	+0.105	1:26.591
9	1:01.552	+0.182	1:28.143
10	1:01.700	+0.330	1:29.843
11	1:01.536	+0.166	1:31.379
12	1:01.507	+0.137	1:32.886
13	1:01.484	+0.114	1:34.370

Lap	Lap Tm	Diff	me of Day
(27) Stephen O'Connor			
1	1:06.922	+5.404	1:15.806
2	1:01.847	+0.329	1:17.453
3	1:01.910	+0.392	1:19.363
4	1:01.685	+0.167	1:21.048
5	1:01.518		1:22.566
6	1:01.749	+0.231	1:24.315
7	1:01.698	+0.180	1:26.013
8	1:01.797	+0.279	1:27.810
9	1:02.105	+0.587	1:29.915
10	1:02.049	+0.531	1:31.964
11	1:02.315	+0.797	1:34.279
12	1:02.211	+0.693	1:36.490
13	1:02.485	+0.967	1:38.975

Lap	Lap Tm	Diff	me of Day
(28) David McCullough			
1	1:07.783	+5.772	1:16.446
2	1:02.100	+0.089	1:18.546
3	1:02.276	+0.265	1:20.822
4	1:02.260	+0.249	1:23.082
5	1:02.024	+0.013	1:25.106
6	1:02.011		1:27.117
7	1:02.404	+0.393	1:29.521
8	1:02.626	+0.615	1:32.147
9	1:02.351	+0.340	1:34.498
10	1:02.120	+0.109	1:36.618
11	1:02.477	+0.466	1:39.095
12	1:02.617	+0.606	1:41.712
13	1:02.379	+0.368	1:44.091

Lap	Lap Tm	Diff	me of Day
(57) Ian Campbell			
1	1:09.396	+7.762	1:17.366
2	1:02.450	+0.816	1:19.816
3	1:02.076	+0.442	1:21.892
4	1:01.734	+0.100	1:23.626
5	1:01.848	+0.214	1:25.474
6	1:01.856	+0.222	1:27.330
7	1:02.271	+0.637	1:29.601
8	1:03.253	+1.619	1:32.854
9	1:02.288	+0.654	1:35.142
10	1:01.634		1:36.776
11	1:02.463	+0.829	1:39.239
12	1:02.803	+1.169	1:42.042
13	1:02.141	+0.507	1:44.183

Lap	Lap Tm	Diff	me of Day
(148) David Parks			
1	1:08.206	+5.448	1:17.413
2	1:02.758		1:20.171
3	1:03.033	+0.275	1:23.204
4	1:03.575	+0.817	1:26.779
5	1:03.191	+0.433	1:29.970
6	1:03.208	+0.450	1:33.178
7	1:03.163	+0.405	1:36.341
8	1:02.959	+0.201	1:39.300
9	1:04.066	+1.308	1:43.366
10	1:03.371	+0.613	1:46.737
11	1:03.211	+0.453	1:49.948
12	1:02.847	+0.089	1:52.795

Lap	Lap Tm	Diff	me of Day
(89) Philip Harris			
13	1:03.048	+0.290	1:55.843
1	1:08.248	+4.011	1:18.361
2	1:04.369	+0.132	1:22.730
3	1:04.665	+0.428	1:27.395
4	1:04.521	+0.284	1:31.916
5	1:04.632	+0.395	1:36.548
6	1:04.638	+0.401	1:41.186
7	1:04.421	+0.184	1:45.607
8	1:04.472	+0.235	1:50.079
9	1:04.492	+0.255	1:54.571
10	1:04.552	+0.315	1:59.123
11	1:04.316	+0.079	1:03.439
12	1:04.237		1:07.676
13	1:04.642	+0.405	1:12.318

Lap	Lap Tm	Diff	me of Day
(90) Henry Campbell			
1	1:10.674	+6.152	1:20.690
2	1:06.290	+1.768	1:26.980
3	1:05.032	+0.510	1:32.012
4	1:04.597	+0.075	1:36.609
5	1:04.922	+0.400	1:41.531
6	1:05.174	+0.652	1:46.705
7	1:04.775	+0.253	1:51.480
8	1:04.522		1:56.002
9	1:04.550	+0.028	1:00.552
10	1:05.006	+0.484	1:05.558
11	1:05.270	+0.748	1:10.828
12	1:05.006	+0.484	1:15.834
13	1:04.865	+0.343	1:20.699

Lap	Lap Tm	Diff	me of Day
(23) David Nicholl			
1	1:09.141	+4.468	1:19.256
2	1:04.982	+0.309	1:24.238
3	1:05.049	+0.376	1:29.287
4	1:05.440	+0.767	1:34.727
5	1:05.019	+0.346	1:39.746
6	1:04.975	+0.302	1:44.721
7	1:05.133	+0.460	1:49.854
8	1:05.261	+0.588	1:55.115
9	1:05.865	+1.192	1:00.980
10	1:05.099	+0.426	1:06.079
11	1:04.804	+0.131	1:10.883
12	1:05.430	+0.757	1:16.313
13	1:04.673		1:20.986

Lap	Lap Tm	Diff	me of Day
(66) Trevor Delany			
1	1:10.519	+6.854	1:19.808
2	1:03.665		1:23.473
p3	2:31.632	27.967	1:55.105

Lap	Lap Tm	Diff	me of Day
(12) Allan McBurney			
1	1:10.314		1:20.359

Results provisional until the conclusion of judicial and technical matters

Orbits

Timekeeper: D.Bradfield

Clerk of Course: Chris Edwards

Live timing available at timing.rhwright.com

www.mylaps.com

Licensed to: R.H.Wright Timing

Printed: 01/09/2024 17:08:35



500 MRCI Templeton Trophy Race Meeting

Formula Ford 1600

Kirkistown 500 MRCI 1.512 miles


Race 1 (R7)

31/08/2024 13:30

Race (12:00 and 1 Laps)

6	58	
	11	
5	12	23
	9	10
4	90	89
	7	8
3	66	148
	5	6
2	27	28
	3	4
1	57	26
	1	2

POLE POSITION



Results provisional until the conclusion of judicial and technical matters

Orbits

Timekeeper: D.Bradfield

Clerk of Course: Chris Edwards

Live timing available at timing.rhwright.co.uk

www.mylaps.com

Licensed to: R.H.Wright Timing

Printed: 31/08/2024 10:37:13



500 MRCI Templeton Trophy Race Meeting

Sorted on Laps

Formula Ford 1600

Kirkistown 500 MRCI 1.512 miles

Race 1 (R7)

31/08/2024 13:30

Race (12:00 and 1 Laps) started at 13:30:06

Pos	No.	Name	Make	Laps	Total Tm	Best Tm	Best Speed	In Lap	Avg. Speed
1	26	Jason Smyth	Van Diemen RF00	13	13:28.353	1:01.370	88.692	7	87.535
2	27	Stephen O'Connor	Van Diemen RF90	13	13:32.958	1:01.518	88.478	5	87.039
3	28	David McCullough	Van Diemen RF01	13	13:38.074	1:02.011	87.775	6	86.495
4	57	Ian Campbell	Ray GR08	13	13:38.166	1:01.634	88.312	10	86.485
5	148	David Parks	Reynard FF89	13	13:49.826	1:02.758	86.730	2	85.270
6	89	Philip Harris	Mondiale M89T	13	14:06.301	1:04.237	84.733	12	83.610
7	90	Henry Campbell	Reynard FF89	13	14:14.682	1:04.522	84.359	8	82.790
8	23	David Nicholl	Reynard FF89	13	14:14.969	1:04.673	84.162	13	82.762
Not classified									
DNF	66	Trevor Delany	Van Diemen RF02	3	4:49.088	1:03.665	85.495	2	56.485
DNF	12	Allan McBurney	Van Diemen RF89	1	1:14.342	1:10.314	77.410	1	73.216
DNS	58	Gavin Buckley	Mondiale M88S				-	0	-

Margin of Victory

Avg. Speed

Best Lap Tm

Best Speed

Best Lap by

4.605

87.535

1:01.370

88.692

26 - Jason Smyth

Results provisional until the conclusion of judicial and technical matters

Orbits

Timekeeper: D.Bradfield

Clerk of Course: Chris Edwards

Live timing available at timing.rhwright.co.uk

www.mylaps.com

Licensed to: R.H.Wright Timing

Printed: 31/08/2024 13:44:53



**R.H.
Wright**



500 MRCI Templeton Trophy Race Meeting

Formula Ford 1600

Kirkistown 500 MRCI 1.512 miles

Race 2 (R15)

31/08/2024 17:05

Race (10:00 and 1 Laps) started at 17:09:58

Lap	Lap Tm	Diff	me of Day
-----	--------	------	-----------

(26) Jason Smyth

1	1:07.173	+5.409	1:07.554
2	1:05.893	+4.129	1:13.447
3	1:57.978	+56.214	1:11.425
4	2:04.343	02.579	1:15.768
5	1:52.428	+50.664	1:08.196
6	1:01.764		1:09.960
7	1:01.783	+0.019	1:11.743
8	1:02.084	+0.320	1:13.827

(57) Ian Campbell

1	1:07.322	+5.466	1:08.806
2	1:07.561	+5.705	1:16.367
3	1:57.075	+55.219	1:13.442
4	2:04.446	02.590	1:17.888
5	1:52.212	+50.356	1:10.100
6	1:02.565	+0.709	1:12.665
7	1:01.906	+0.050	1:14.571
8	1:01.856		1:16.427

(148) David Parks

1	1:06.842	+4.672	1:08.574
2	1:07.074	+4.904	1:15.648
3	1:57.287	+55.117	1:12.935
4	2:04.359	02.189	1:17.294
5	1:52.805	+50.635	1:10.099
6	1:02.935	+0.765	1:13.034
7	1:02.170		1:15.204
8	1:02.256	+0.086	1:17.460

(89) Philip Harris

1	1:08.663	+4.928	1:11.035
2	1:09.723	+5.988	1:20.758
3	1:54.397	+50.662	1:15.155
4	2:04.486	00.751	1:19.641
5	1:51.827	+48.092	1:11.468
6	1:03.735		1:15.203
7	1:04.156	+0.421	1:19.359
8	1:04.592	+0.857	1:23.951

(27) Stephen O'Connor

1	1:07.323	+5.163	1:07.677
2	1:06.884	+4.724	1:14.561
3	1:57.678	+55.518	1:12.239
4	2:04.216	02.056	1:16.455
5	1:52.469	+50.309	1:08.924
6	1:02.513	+0.353	1:11.437
7	1:02.160		1:13.597
8	1:02.375	+0.215	1:15.972

(23) David Nicholl

1	1:09.386	+4.937	1:12.251
2	1:09.794	+5.345	1:22.045
3	1:53.878	+49.429	1:15.923
4	2:04.466	00.017	1:20.389
5	1:52.049	+47.600	1:12.438
6	1:04.877	+0.428	1:17.315
7	1:04.449		1:21.764
8	1:04.712	+0.263	1:26.476

(66) Trevor Delany

1	1:08.493	+6.086	1:10.386
2	1:08.861	+6.424	1:19.237
3	1:54.957	+52.530	1:14.194
4	2:04.327	01.900	1:18.521
5	1:52.457	+50.030	1:10.978
6	1:11.541	+9.114	1:22.519
7	1:02.427		1:24.946
8	1:02.874	+0.447	1:27.820

(12) Allan McBumey

1	1:10.549	+5.459	1:13.364
2	1:11.039	+5.949	1:24.403

Lap	Lap Tm	Diff	me of Day
-----	--------	------	-----------

3	1:53.299	+48.209	1:17.702
4	2:04.807	+59.717	1:22.509
5	1:51.111	+46.021	1:13.620
6	1:05.120	+0.030	1:18.740
7	1:05.090		1:23.830
8	1:05.778	+0.688	1:29.608

(90) Henry Campbell

1	1:10.570	+5.217	1:13.005
2	1:10.292	+4.939	1:23.297
3	1:53.712	+48.359	1:17.009
4	2:04.653	+59.300	1:21.662
5	1:51.589	+46.236	1:13.251
6	1:05.353		1:18.604
7	1:05.429	+0.076	1:24.033
8	1:05.996	+0.643	1:30.029

Lap	Lap Tm	Diff	me of Day
-----	--------	------	-----------

Results provisional until the conclusion of judicial and technical matters

Orbits

Timekeeper: D.Bradfield

Clerk of Course: Chris Edwards

www.mylaps.com

Live timing available at timing.rhwright.

Licensed to: R.H.Wright Timing

Printed: 01/09/2024 17:08:45



R.H. Wright
Timing



500 MRCI Templeton Trophy Race Meeting

Formula Ford 1600

Kirkistown 500 MRCI 1.512 miles


Race 2 (R15)

31/08/2024 17:05

Race (12:00 and 1 Laps)

6	58	
	11	
5	12	23
	9	10
4	89	90
	7	8
3	66	148
	5	6
2	57	28
	3	4
1	26	27
	1	2

POLE POSITION



Results provisional until the conclusion of judicial and technical matters

Orbits

Timekeeper: D.Bradfield

Clerk of Course: Chris Edwards

Live timing available at timing.rhwright.co.uk

www.mylaps.com

Printed: 31/08/2024 10:37:43

Licensed to: R.H.Wright Timing



500 MRCI Templeton Trophy Race Meeting

Sorted on Laps

Formula Ford 1600

Kirkistown 500 MRCI 1.512 miles

Race 2 (R15)

31/08/2024 17:05

Race (10:00 and 1 Laps) started at 17:09:58

Pos	No.	Name	Make	Laps	Total Tm	Best Tm	Best Speed	In Lap	Avg. Speed
1	26	Jason Smyth	Van Diemen RF00	8	11:15.287	1:01.764	88.126	6	64.482
2	57	Ian Campbell	Ray GR08	8	11:17.887	1:01.856	87.995	8	64.235
3	148	David Parks	Reynard FF89	8	11:18.920	1:02.170	87.551	7	64.137
4	89	Philip Harris	Mondiale M89T	8	11:25.411	1:03.735	85.401	6	63.530
5	27	Stephen O'Connor	Van Diemen RF90	8	11:27.432	1:02.160	87.565	7	63.343
6	23	David Nicholl	Reynard FF89	8	11:27.936	1:04.449	84.455	7	63.297
7	66	Trevor Delany	Van Diemen RF02	8	11:29.280	1:02.427	87.190	7	63.173
8	12	Allan McBurney	Van Diemen RF89	8	11:31.068	1:05.090	83.623	7	63.010
9	90	Henry Campbell	Reynard FF89	8	11:31.489	1:05.353	83.286	6	62.972

Not classified

DNF	28	David McCullough	Van Diemen RF01		3.292		-	0	-
DNS	58	Gavin Buckley	Mondiale M88S				-	0	-

Announcements

Penalty - Car 27 +10s - False Start (Q12.14)

Margin of Victory	Avg. Speed	Best Lap Tm	Best Speed	Best Lap by
2.600	64.482	1:01.764	88.126	26 - Jason Smyth

Results provisional until the conclusion of judicial and technical matters

Orbits

Timekeeper: D.Bradfield

Clerk of Course: Chris Edwards

Live timing available at timing.rhwright.co.uk

www.mylaps.com

Licensed to: R.H.Wright Timing

Printed: 31/08/2024 17:21:45



**R.H.
Wright**



500 MRCI Templeton Trophy Race Meeting

Formula Sheane

Kirkistown 500 MRCI 1.512 miles

Qualifying (Q3)

31/08/2024 09:20

Qualifying started at 9:41:20

Lap	Lap Tm	Diff	me of Day
(96) Enda O'Connor			
1	1:04.586	+3.953	13:41.398
2	1:02.230	+1.597	14:43.628
3	1:01.540	+0.907	15:45.168
4	1:01.039	+0.406	16:46.207
5	1:01.222	+0.589	17:47.429
6	1:01.119	+0.486	18:48.548
7	1:00.854	+0.221	19:49.402
8	1:00.666	+0.033	20:50.068
9	1:00.633		21:50.701

Lap	Lap Tm	Diff	me of Day
(1) Keith Hogg			
1	1:03.483	+2.536	13:34.820
2	1:01.959	+1.012	14:36.779
3	1:01.587	+0.640	15:38.366
4	1:01.446	+0.499	16:39.812
5	1:01.182	+0.235	17:40.994
6	1:00.980	+0.033	18:41.974
7	1:01.515	+0.568	19:43.489
8	1:01.093	+0.146	20:44.582
9	1:00.947		21:45.529

Lap	Lap Tm	Diff	me of Day
(32) Chris McCabe			
1	1:04.070	+2.644	13:37.959
2	1:02.941	+1.515	14:40.900
3	1:02.691	+1.265	15:43.591
4	1:03.531	+2.105	16:47.122
5	1:01.426		17:48.548
6	1:01.787	+0.361	18:50.335
7	1:01.941	+0.515	19:52.276
8	1:18.877	+17.451	21:11.153
9	1:02.569	+1.143	22:13.722

Lap	Lap Tm	Diff	me of Day
(15) Charlie Linnane			
1	1:06.780	+3.995	13:55.064
2	1:04.481	+1.716	14:59.545
3	1:05.145	+2.380	16:04.690
4	1:03.209	+0.444	17:07.899
5	1:02.769	+0.004	18:10.668
6	1:02.817	+0.052	19:13.485
7	1:06.889	+4.124	20:20.374
8	1:02.773	+0.008	21:23.147
9	1:02.765		22:25.912

Lap	Lap Tm	Diff	me of Day
(18) Sean Kieman			
1	1:04.425	+1.384	13:42.188
2	1:03.396	+0.355	14:45.584
3	1:04.645	+1.604	15:50.229
4	1:04.280	+1.239	16:54.509
5	1:03.955	+0.914	17:58.464
6	1:04.204	+1.163	19:02.668
7	1:03.998	+0.957	20:06.666
8	1:03.636	+0.595	21:10.302
9	1:03.041		22:13.343

Lap	Lap Tm	Diff	me of Day
(6) Brendan Carr			
1	1:10.676	+7.281	14:06.358
2	1:05.899	+2.504	15:12.257
3	1:04.869	+1.474	16:17.126
4	1:04.308	+0.913	17:21.434
5	1:03.533	+0.138	18:24.967
6	1:03.949	+0.554	19:28.916
7	1:04.503	+1.108	20:33.419
8	1:03.395		21:36.814

Lap	Lap Tm	Diff	me of Day
-----	--------	------	-----------

Lap	Lap Tm	Diff	me of Day
-----	--------	------	-----------

Results provisional until the conclusion of judicial and technical matters

Orbits

Timekeeper: D.Bradfield

Clerk of Course: Chris Edwards

Live timing available at timing.rhwright.com

www.mylaps.com

Printed: 01/09/2024 17:08:56

Licensed to: R.H.Wright Timing



500 MRCI Templeton Trophy Race Meeting

Sorted on best lap time

Formula Sheane

Kirkistown 500 MRCI 1.512 miles

Qualifying (Q3)

31/08/2024 09:20

Qualifying started at 9:41:20

Pos	No.	Name	Make	Best Tm	Diff	In Lap	Best Speed	2nd Best	In Lap
1	96	Enda O'Connor	1.8 FSheane	1:00.633		9	89.770	1:00.666	8
2	1	Keith Hogg	1.8 FSheane	1:00.947	0.314	9	89.307	1:00.980	6
3	32	Chris McCabe	1.8 FSheane	1:01.426	0.793	5	88.611	1:01.941	7
4	15	Charlie Linnane	1.8 FSheane	1:02.765	2.132	9	86.721	1:02.769	5
5	18	Sean Kiernan	1.8 FSheane	1:03.041	2.408	9	86.341	1:03.396	2
6	6	Brendan Carr	1.8 FSheane	1:03.395	2.762	8	85.859	1:03.533	5

Results provisional until the conclusion of judicial and technical matters

Orbits

Timekeeper: D.Bradfield

Clerk of Course: Chris Edwards

Live timing available at timing.rhwright.co.uk

www.mylaps.com

Licensed to: R.H.Wright Timing

Printed: 31/08/2024 09:53:32



**R.H.
Wright**



500 MRCI Templeton Trophy Race Meeting

Formula Sheane

Kirkistown 500 MRCI 1.512 miles

Race 1 (R3)

31/08/2024 11:50

Race (12:00 and 1 Laps) started at 12:02:06

Lap	Lap Tm	Diff	me of Day
(1) Keith Hogg			
1	1:05.998	+5.086	3:14.254
2	1:01.816	+0.904	1:16.070
3	1:01.210	+0.298	3:17.280
4	1:01.711	+0.799	3:18.991
5	1:01.621	+0.709	3:20.612
6	1:01.559	+0.647	3:22.171
7	1:02.067	+1.155	3:24.238
8	1:01.386	+0.474	3:25.624
9	1:01.610	+0.698	3:27.234
10	1:01.611	+0.699	3:28.845
11	1:01.034	+0.122	3:29.879
12	1:00.912		3:30.791
13	1:01.444	+0.532	3:32.235

(18) Sean Kieman			
1	1:08.275	+5.983	3:17.895
2	1:05.818	+3.506	3:23.713
3	1:04.701	+2.389	3:28.414
4	1:05.499	+3.187	3:33.913
5	1:04.662	+2.350	3:38.575
6	1:04.089	+1.777	3:42.664
7	1:04.411	+2.099	3:47.075
8	1:03.768	+1.456	3:50.843
9	1:03.040	+0.728	3:53.883
10	1:03.183	+0.871	3:57.066
11	1:03.188	+0.876	4:00.254
12	1:02.339	+0.027	4:02.593
13	1:02.312		4:04.905

(6) Brendan Carr			
1	1:07.025	+4.123	3:16.677
2	1:03.806	+0.904	3:20.483
3	1:03.367	+0.465	3:23.850
4	1:03.028	+0.126	3:26.878
5	1:03.148	+0.246	3:30.026
6	1:02.902		3:32.928
7	1:03.649	+0.747	3:36.577
8	1:04.617	+1.715	3:41.194
9	1:03.779	+0.877	3:44.973
10	1:03.297	+0.395	3:48.270
11	1:03.033	+0.131	3:51.303
12	1:03.363	+0.461	3:54.666
13	1:04.106	+1.204	3:58.772

(15) Charlie Linnane			
1	1:08.449	+6.162	3:17.702
2	1:11.246	+8.959	3:28.948
3	1:04.413	+2.126	3:33.361
4	1:04.376	+2.089	3:37.737
5	1:03.860	+1.573	3:41.597
6	1:02.704	+0.417	3:44.301
7	1:03.181	+0.894	3:47.482
8	1:03.829	+1.542	3:51.311
9	1:02.812	+0.525	3:54.123
10	1:02.738	+0.451	3:56.861
11	1:02.797	+0.510	3:59.658
12	1:02.287		4:01.945
13	1:02.854	+0.567	4:04.799

(32) Chris McCabe			
1	1:06.055	+4.097	3:14.821
p2	2:03.580	01.622	3:18.401
3	1:20.415	+18.457	3:38.816
4	1:04.330	+2.372	3:43.146
5	1:02.858	+0.900	3:46.004
6	1:03.415	+1.457	3:49.419
7	1:02.873	+0.915	3:52.292
8	1:01.958		3:54.250
9	1:02.892	+0.934	3:57.142
10	1:03.444	+1.486	4:00.586
11	1:02.987	+1.029	4:03.573
12	1:08.764	+6.806	4:12.337

Lap	Lap Tm	Diff	me of Day
(96) Enda O'Connor			
1	1:06.633	+5.901	3:15.119
2	1:01.483	+0.751	3:16.602
3	1:01.230	+0.498	3:17.832
4	1:01.256	+0.524	3:19.088
5	1:01.712	+0.980	3:20.800
6	1:01.541	+0.809	3:22.341
7	1:01.745	+1.013	3:24.086
8	1:01.474	+0.742	3:25.560
9	1:01.584	+0.852	3:27.144
10	1:01.588	+0.856	3:28.732
11	1:01.892	+1.160	3:30.624
12	1:00.732		3:31.356

Lap	Lap Tm	Diff	me of Day
-----	--------	------	-----------

Results provisional until the conclusion of judicial and technical matters

Orbits

Timekeeper: D.Bradfield

Clerk of Course: Chris Edwards

www.mylaps.com

Live timing available at timing.rhwright.

Licensed to: R.H.Wright Timing

Printed: 01/09/2024 17:09:16



R.H. Wright
Timing



500 MRCI Templeton Trophy Race Meeting

Formula Sheane

Kirkistown 500 MRCI 1.512 miles

Race 1 (R3)


31/08/2024 11:50

Race (12:00 and 1 Laps)

3	18
	5
2	32
	3
1	96
	1

6
6
15
4
1
2

POLE POSITION



Results provisional until the conclusion of judicial and technical matters

Orbits

Timekeeper: D.Bradfield

Clerk of Course: Chris Edwards

Live timing available at timing.rhwright.co.uk

www.mylaps.com

Licensed to: R.H.Wright Timing

Printed: 31/08/2024 09:53:59



500 MRCI Templeton Trophy Race Meeting

Sorted on Laps

Formula Sheane

Kirkistown 500 MRCI 1.512 miles

Race 1 (R3)

31/08/2024 11:50

Race (12:00 and 1 Laps) started at 12:02:06

Pos	No.	Name	Make	Laps	Total Tm	Best Tm	Best Speed	In Lap	Avg. Speed
1	1	Keith Hogg	1.8 F.Sheane	13	13:25.649	1:00.912	89.359	12	87.829
2	18	Sean Kiernan	1.8 F.Sheane	13	13:58.319	1:02.312	87.351	13	84.406
3	6	Brendan Carr	1.8 F.Sheane	13	14:02.186	1:02.902	86.532	6	84.019
4	15	Charlie Linnane	1.8 F.Sheane	13	14:08.213	1:02.287	87.386	12	83.422
5	32	Chris McCabe	1.8 F.Sheane	12	14:05.751	1:01.958	87.850	8	77.229
Not classified									
DNF	96	Enda O'Connor	1.8 F.Sheane	12	12:24.770	1:00.732	89.624	12	87.700

Announcements

Penalty - Car 15 and 6 +10s - False Start (Q12.14)

Margin of Victory	Avg. Speed	Best Lap Tm	Best Speed	Best Lap by
32.670	87.829	1:00.732	89.624	96 - Enda O'Connor

Results provisional until the conclusion of judicial and technical matters

Orbits

Timekeeper: D.Bradfield

Clerk of Course: Chris Edwards

Live timing available at timing.rhwright.co.uk

www.mylaps.com

Licensed to: R.H.Wright Timing

Printed: 31/08/2024 15:16:59



**R.H.
Wright**



500 MRCI Templeton Trophy Race Meeting

Formula Sheane

Kirkistown 500 MRCI 1.512 miles

Race 2 (R12)

31/08/2024 15:50

Race (12:00 and 1 Laps) started at 15:50:53

Lap	Lap Tm	Diff	me of Day
(1) Keith Hogg			
1	1:06.013	+4.870	1:01.031
2	1:02.764	+1.621	1:03.795
3	1:01.260	+0.117	1:05.055
4	1:01.568	+0.425	1:06.623
5	1:01.409	+0.266	1:08.032
6	1:01.339	+0.196	1:09.371
7	1:01.453	+0.310	1:10.824
8	1:01.143		1:11.967
9	1:01.661	+0.518	1:13.628
10	1:01.508	+0.365	1:15.136
11	1:01.829	+0.686	1:16.965
12	1:01.568	+0.425	1:18.533
13	1:02.098	+0.955	1:20.631

(96) Enda O'Connor			
1	1:09.081	+7.257	1:04.298
2	1:03.889	+2.065	1:08.187
3	1:02.519	+0.695	1:10.706
4	1:02.199	+0.335	1:12.865
5	1:01.824		1:14.689
6	1:03.574	+1.750	1:18.263
7	1:02.314	+0.490	1:20.577
8	1:02.508	+0.684	1:23.085
9	1:02.583	+0.759	1:25.668
10	1:02.654	+0.830	1:28.322
11	1:02.876	+1.052	1:31.198
12	1:03.412	+1.588	1:34.610
13	1:04.209	+2.385	1:38.819

(18) Sean Kieman			
1	1:08.237	+5.889	1:05.822
2	1:04.191	+1.843	1:10.013
3	1:03.516	+1.168	1:13.529
4	1:03.691	+1.343	1:17.220
5	1:03.162	+0.814	1:20.382
6	1:03.060	+0.712	1:23.442
7	1:02.596	+0.248	1:26.038
8	1:02.348		1:28.386
9	1:03.530	+1.182	1:31.916
10	1:03.217	+0.869	1:35.133
11	1:02.963	+0.615	1:38.096
12	1:03.125	+0.777	1:41.221
13	1:02.698	+0.350	1:43.919

(15) Charlie Linnane			
1	1:07.012	+4.121	1:04.596
2	1:04.531	+1.640	1:09.127
3	1:03.144	+0.253	1:12.271
4	1:02.891		1:15.162
5	1:03.012	+0.121	1:18.174
6	1:03.323	+0.432	1:21.497
7	1:03.467	+0.576	1:24.964
8	1:03.090	+0.199	1:28.054
9	1:03.863	+0.972	1:31.917
10	1:03.825	+0.934	1:35.742
11	1:02.930	+0.039	1:38.672
12	1:02.550	-0.341	1:41.222
13	1:03.073	+0.182	1:44.295

(32) Chris McCabe			
1	1:05.958	+3.772	1:01.456
2	1:05.757	+3.571	1:07.213
3	1:02.708	+0.522	1:09.921
4	1:02.267	+0.081	1:12.188
5	1:02.186		1:14.374
6	1:03.328	+1.142	1:17.702
7	1:02.696	+0.510	1:20.398
8	1:08.737	+6.551	1:29.135
9	1:11.515	+9.329	1:40.650

Lap	Lap Tm	Diff	me of Day
-----	--------	------	-----------

Lap	Lap Tm	Diff	me of Day
-----	--------	------	-----------

Results provisional until the conclusion of judicial and technical matters

Orbits

Timekeeper: D.Bradfield

Clerk of Course: Chris Edwards

Live timing available at timing.rhwright.com

www.mylaps.com

Printed: 01/09/2024 17:09:26

Licensed to: R.H.Wright Timing



R.H.Wright
Timing



500 MRCI Templeton Trophy Race Meeting

Formula Sheane

Kirkistown 500 MRCI 1.512 miles

Race 2 (R12)

31/08/2024 15:50

Race (12:00 and 1 Laps)

3	18
	5
2	32
	3
1	96
	1

POLE POSITION

6
6
15
4
1
2



Results provisional until the conclusion of judicial and technical matters

Orbits

Timekeeper: D.Bradfield

Clerk of Course: Chris Edwards

Live timing available at timing.rhwright.co.uk

www.mylaps.com

Printed: 31/08/2024 09:54:30

Licensed to: R.H.Wright Timing



500 MRCI Templeton Trophy Race Meeting

Sorted on Laps

Formula Sheane

Kirkistown 500 MRCI 1.512 miles

Race 2 (R12)

31/08/2024 15:50

Race (12:00 and 1 Laps) started at 15:50:53

Pos	No.	Name	Make	Laps	Total Tm	Best Tm	Best Speed	In Lap	Avg. Speed
1	1	Keith Hogg	1.8 F.Sheane	13	13:27.283	1:01.143	89.021	8	87.651
2	96	Enda O'Connor	1.8 F.Sheane	13	13:45.471	1:01.824	88.041	5	85.720
3	18	Sean Kiernan	1.8 F.Sheane	13	13:50.571	1:02.348	87.301	8	85.194
4	15	Charlie Linnane	1.8 F.Sheane	13	13:50.947	1:02.891	86.547	4	85.155
Not classified									
DNF	32	Chris McCabe	1.8 F.Sheane	9	9:47.302	1:02.186	87.528	5	83.411
DNF	6	Brendan Carr	1.8 F.Sheane		3.425		-	0	-

Margin of Victory	Avg. Speed	Best Lap Tm	Best Speed	Best Lap by
18.188	87.651	1:01.143	89.021	1 - Keith Hogg

Results provisional until the conclusion of judicial and technical matters

Orbits

Timekeeper: D.Bradfield

Clerk of Course: Chris Edwards

Live timing available at timing.rhwright.co.uk

www.mylaps.com

Licensed to: R.H.Wright Timing

Printed: 31/08/2024 16:05:14



**R.H.
Wright**



500 MRCI Templeton Trophy Race Meeting

Junior Mini Cooper

Kirkistown 500 MRCI 1.512 miles

Qualifying (Q1)

31/08/2024 08:45

Qualifying started at 9:06:53

Lap	Lap Tm	Diff	me of Day
-----	--------	------	-----------

(23) Leo Richardson

1	1:13.642	+1.251	0:18.692
2	1:13.506	+1.115	11:32.198
3	1:12.998	+0.607	2:45.196
4	1:13.201	+0.810	3:58.397
5	1:12.391		5:10.788
6	1:13.058	+0.667	6:23.846
7	1:12.872	+0.481	7:36.718

(401) Joshua Henry

1	1:16.240	+3.611	19:34.479
2	1:12.936	+0.307	0:47.415
3	1:16.855	+4.226	2:04.270
4	1:12.629		3:16.899
5	1:17.080	+4.451	4:33.979
6	1:14.733	+2.104	5:48.712
7	1:17.246	+4.617	7:05.958

(46) Bobbyjoe McFall

1	1:13.289	+0.271	19:28.436
2	1:13.557	+0.569	0:41.993
3	1:12.988		1:54.981
4	1:14.610	+1.622	3:09.591
5	1:13.204	+0.216	4:22.795
6	1:15.744	+2.756	5:38.539
7	1:13.245	+0.257	6:51.784
8	1:13.142	+0.154	8:04.926

(65) Kyle Irvine

1	1:13.411	+0.256	19:28.988
2	1:13.226	+0.071	0:42.214
3	1:13.155		1:55.369
4	1:13.529	+0.374	3:08.898
5	1:13.367	+0.212	4:22.265
6	1:13.430	+0.275	5:35.695
7	1:13.521	+0.366	6:49.216
8	1:17.273	+4.118	8:06.489

(6) Logan Hoey

1	1:14.472	+1.297	19:37.201
2	1:13.537	+0.362	0:50.738
3	1:13.877	+0.702	2:04.615
4	1:14.776	+1.601	3:19.391
5	1:13.175		4:32.566
6	1:15.475	+2.300	5:48.041
7	1:13.680	+0.505	7:01.721
8	1:14.236	+1.061	8:15.957

(22) T J Taaffe

1	1:13.575	+0.294	19:36.479
2	1:13.776	+0.495	0:50.255
3	1:14.935	+1.654	2:05.190
4	1:13.281		3:18.471
5	1:14.477	+1.196	4:32.948
6	1:13.724	+0.443	5:46.672
7	1:15.310	+2.029	7:01.982
8	1:13.322	+0.041	8:15.304

(712) Jayden McBrearty

1	1:14.916	+1.458	19:35.880
2	1:13.759	+0.301	0:49.639
3	1:13.739	+0.281	2:03.378
4	1:18.294	+4.836	3:21.672
5	1:13.458		4:35.130
6	1:13.755	+0.297	5:48.885
7	1:16.614	+3.156	7:05.499
8	1:14.903	+1.445	8:20.402

(7) Jack Fildes

1	1:15.341	+1.760	19:49.626
2	1:13.881	+0.300	11:03.507
3	1:13.635	+0.054	2:17.142
4	1:13.958	+0.377	3:31.100

Lap	Lap Tm	Diff	me of Day
-----	--------	------	-----------

5	1:14.140	+0.559	4:45.240
6	1:13.801	+0.220	5:59.041
7	1:13.581		7:12.622

(25) Holly Dunning

1	1:14.871	+1.233	19:58.353
2	1:14.584	+0.946	11:12.937
3	1:13.716	+0.078	2:26.653
4	1:13.638		3:40.291
5	1:13.727	+0.089	4:54.018
6	1:13.986	+0.348	6:08.004
7	1:14.406	+0.768	7:22.410

(14) Daithi Kennedy

1	1:15.825	+2.127	19:44.011
2	1:14.551	+0.853	0:58.562
3	1:13.946	+0.248	2:12.508
4	1:13.905	+0.207	3:26.413
5	1:13.941	+0.243	4:40.354
6	1:13.855	+0.157	5:54.209
7	1:13.698		7:07.907

(33) Lucca Mullins

1	1:15.676	+1.526	19:55.637
2	1:14.930	+0.780	11:10.567
3	1:14.205	+0.055	2:24.772
4	1:14.355	+0.205	3:39.127
5	1:14.257	+0.107	4:53.384
6	1:14.150		6:07.534
7	1:15.350	+1.200	7:22.884

(299) Leah McManus

1	1:17.017	+1.903	19:57.249
2	1:16.061	+0.947	11:13.310
3	1:15.114		2:28.424
4	1:15.863	+0.749	3:44.287
5	1:16.046	+0.932	5:00.333
6	1:16.958	+1.844	6:17.291
7	1:17.153	+2.039	7:34.444

(11) Ailish Sexton

1	1:17.155	+0.863	19:56.380
2	1:17.936	+1.644	11:14.316
3	1:19.258	+2.966	2:33.574
4	1:16.890	+0.598	3:50.464
5	1:16.292		5:06.756
6	1:16.934	+0.642	6:23.690
7	1:16.760	+0.468	7:40.450

(45) Martin Finnegan

1	1:20.155	+4.914	0:08.490
2	1:16.143	+0.902	11:24.633
3	1:15.296	+0.055	2:39.929
4	1:15.241		3:55.170
5	1:16.102	+0.861	15:11.272
6	1:24.612	+9.371	6:35.884
7	1:16.133	+0.892	7:52.017

Lap	Lap Tm	Diff	me of Day
-----	--------	------	-----------

Results provisional until the conclusion of judicial and technical matters

Orbits

Timekeeper: D.Bradfield

Clerk of Course: Chris Edwards

Live timing available at timing.rhwright.com

www.mylaps.com

Licensed to: R.H.Wright Timing

Printed: 01/09/2024 17:09:37



500 MRCI Templeton Trophy Race Meeting

Sorted on best lap time

Junior Mini Cooper

Kirkistown 500 MRCI 1.512 miles

Qualifying (Q1)

31/08/2024 08:45

Qualifying started at 9:06:53

Pos	No.	Name	Make	Best Tm	Diff	In Lap	Best Speed	2nd Best	In Lap
1	23	Leo Richardson	1.6 BMW Mini	1:12.391		5	75.189	1:12.872	7
2	401	Joshua Henry	1.6 BMW Mini	1:12.629	0.238	4	74.943	1:12.936	2
3	46	Bobbyjoe McFall	1.6 BMW Mini	1:12.988	0.597	3	74.574	1:13.142	8
4	65	Kyle Irvine	1.6 BMW Mini	1:13.155	0.764	3	74.404	1:13.226	2
5	6	Logan Hoey	1.6 BMW Mini	1:13.175	0.784	5	74.384	1:13.537	2
6	22	T J Taaffe	1.6 BMW Mini	1:13.281	0.890	4	74.276	1:13.322	8
7	712	Jayden McBrearty	1.6 BMW Mini	1:13.458	1.067	5	74.097	1:13.739	3
8	7	Jack Fildes	1.6 BMW Mini	1:13.581	1.190	7	73.973	1:13.635	3
9	25	Holly Dunnion	1.6 BMW Mini	1:13.638	1.247	4	73.916	1:13.716	3
10	14	Daithi Kennedy	1.6 BMW Mini	1:13.698	1.307	7	73.856	1:13.905	4
11	33	Lucca Mullins	1.6 BMW Mini	1:14.150	1.759	6	73.406	1:14.205	3
12	299	Leah McManus	1.6 BMW Mini	1:15.114	2.723	3	72.463	1:15.863	4
13	11	Ailish Sexton	1.6 BMW Mini	1:16.292	3.901	5	71.345	1:16.760	7
Not classified									
DQ	45	Martin Finnegan	1.6 BMW Mini	1:15.241		4	72.341	1:15.296	3

Announcements

Car 6- Please fit a working transponder as per MSUK Reg Q12.8.1
DQ - Car45 - Car Underweight Irish Mini Regs 4.14.1

Results provisional until the conclusion of judicial and technical matters

Orbits

Timekeeper: D.Bradfield

Clerk of Course: Chris Edwards

Live timing available at timing.rhwright.co.uk

www.mylaps.com

Licensed to: R.H.Wright Timing



**R.H.
Wright**



500 MRCI Templeton Trophy Race Meeting

Junior Mini Cooper

Kirkistown 500 MRCI 1.512 miles

Race 1 (R1)

31/08/2024 11:00

Race (12:00 and 1 Laps) started at 11:13:57

Lap	Lap Tm	Diff	me of Day
(65) Kyle Irvine			
1	1:18.493	+4.767	5:18.310
2	1:25.562	+11.836	5:43.872
3	2:01.118	+47.392	3:44.990
4	1:55.619	+41.893	0:40.609
5	1:13.726		1:54.335
(46) Bobby Joe McFall			
1	1:19.188	+5.538	5:19.348
2	1:26.199	+12.569	5:45.547
3	2:01.062	+47.432	3:46.609
4	1:54.981	+41.351	0:41.590
5	1:13.630		1:55.220
(23) Leo Richardson			
1	1:19.697	+3.959	5:18.980
2	1:25.292	+9.554	5:44.272
3	2:01.198	+45.460	3:45.470
4	1:55.723	+39.985	0:41.193
5	1:15.738		1:56.931
(7) Jack Fildes			
1	1:21.621	+6.996	5:23.318
2	1:25.494	+10.869	5:48.812
3	1:59.201	+44.576	3:48.013
4	1:54.552	+39.927	0:42.565
5	1:14.625		1:57.190
(25) Holly Dunning			
1	1:22.570	+8.389	5:24.141
2	1:25.754	+11.573	5:49.895
3	1:58.881	+44.700	3:48.776
4	1:54.286	+40.105	0:43.062
5	1:14.181		1:57.243
(712) Jayden McBrearty			
1	1:23.058	+9.256	5:24.706
2	1:25.751	+11.949	5:50.457
3	1:59.055	+45.253	3:49.512
4	1:54.019	+40.217	0:43.531
5	1:13.802		1:57.333
(14) Daithi Kennedy			
1	1:22.704	+8.911	5:24.701
2	1:26.938	+13.145	5:51.639
3	1:58.515	+44.722	3:50.154
4	1:55.649	+41.856	0:45.803
5	1:13.793		1:59.596
(11) Ailish Sexton			
1	1:22.740	+6.231	5:25.983
2	1:27.263	+10.754	5:53.246
3	1:58.926	+42.417	3:52.172
4	1:54.416	+37.907	0:46.588
5	1:16.509		2:03.097
(299) Leah McManus			
1	1:23.470	+4.586	5:26.246
2	1:27.747	+8.863	5:53.993
3	1:59.236	+40.352	3:53.229
4	1:54.186	+35.302	0:47.415
5	1:18.884		2:06.299
(401) Joshua Henry			
1	1:24.823	+4.471	5:24.407
2	1:32.388	+12.036	5:56.795
3	1:57.890	+37.538	3:54.685
4	1:53.170	+32.818	0:47.855
5	1:20.352		2:08.207
(22) T J Taaffe			
1	1:38.209	+22.763	5:38.997
2	1:20.368	+4.922	5:59.365

Lap	Lap Tm	Diff	me of Day
3	1:56.263	+40.817	3:55.628
4	1:52.555	+37.109	3:48.183
5	1:15.446		2:03.629
(33) Lucca Mullins			
1	6:46.943	22.918	3:49.722
2	1:24.025		2:13.747
(45) Martin Finnegan			
1	1:20.288	+4.083	3:29.414
2	1:28.032	+11.827	3:57.446
3	1:57.712	+41.507	3:55.158
4	1:52.893	+36.688	3:48.051
5	1:16.205		2:04.256

Lap	Lap Tm	Diff	me of Day
-----	--------	------	-----------

Results provisional until the conclusion of judicial and technical matters

Orbits

Timekeeper: D.Bradfield

Clerk of Course: Chris Edwards

Live timing available at timing.rhwright.com

www.mylaps.com

Printed: 01/09/2024 17:09:49

Licensed to: R.H.Wright Timing



500 MRCI Templeton Trophy Race Meeting

Junior Mini Cooper

Kirkistown 500 MRCI 1.512 miles


Race 1 (R1)

31/08/2024 11:00

Race (12:00 and 1 Laps)

7	11	45
	13	14
6	33	299
	11	12
5	25	14
	9	10
4	712	7
	7	8
3	6	22
	5	6
2	46	65
	3	4
1	23	401
	1	2

POLE POSITION



Results provisional until the conclusion of judicial and technical matters

Orbits

Timekeeper: D.Bradfield

Clerk of Course: Chris Edwards

Live timing available at timing.rhwright.co.uk

www.mylaps.com

Printed: 31/08/2024 10:11:35

Licensed to: R.H.Wright Timing



500 MRCI Templeton Trophy Race Meeting

Sorted on Laps

Junior Mini Cooper

Kirkistown 500 MRCI 1.512 miles

Race 1 (R1)

31/08/2024 11:00

Race (12:00 and 1 Laps) started at 11:13:57

Pos	No.	Name	Make	Laps	Total Tm	Best Tm	Best Speed	In Lap	Avg. Speed
1	65	Kyle Irvine	1.6 BMW Mini	5	7:57.312	1:13.726	73.828	5	57.017
2	46	Bobbyjoe McFall	1.6 BMW Mini	5	7:58.197	1:13.630	73.924	5	56.912
3	23	Leo Richardson	1.6 BMW Mini	5	7:59.908	1:15.738	71.866	5	56.709
4	7	Jack Fildes	1.6 BMW Mini	5	8:00.167	1:14.625	72.938	5	56.678
5	25	Holly Dunnion	1.6 BMW Mini	5	8:00.220	1:14.181	73.375	5	56.672
6	712	Jayden McBrearty	1.6 BMW Mini	5	8:00.310	1:13.802	73.752	5	56.662
7	14	Daithi Kennedy	1.6 BMW Mini	5	8:02.573	1:13.793	73.761	5	56.396
8	11	Ailish Sexton	1.6 BMW Mini	5	8:06.074	1:16.509	71.142	5	55.990
9	299	Leah McManus	1.6 BMW Mini	5	8:09.276	1:18.884	69.000	5	55.623
10	401	Joshua Henry	1.6 BMW Mini	5	8:11.184	1:20.352	67.740	5	55.407
11	22	T J Taaffe	1.6 BMW Mini	5	8:21.606	1:15.446	72.145	5	54.256
12	33	Lucca Mullins	1.6 BMW Mini	2	8:16.724	1:24.025	64.779	2	21.916
Not classified									
DNF	6	Logan Hoey	1.6 BMW Mini		3.867		-	0	-
DQ	45	Martin Finnegan	1.6 BMW Mini	5	8:07.233	1:16.205	71.426	5	55.856

Announcements

New Track Record (1:13.299) for Junior Mini Cooper by Bobbyjoe McFall.

Race Red Flagged on lap 6- Results based on lap 5 (Q12.15.4)

Time Penalty (15 sec) Car 22 Regulation Q12.21.4

Car 45 DQ Reg:Q12.21.4

Margin of Victory	Avg. Speed	Best Lap Tm	Best Speed	Best Lap by
0.885	57.017	1:13.630	73.924	46 - Bobbyjoe McFall

Results provisional until the conclusion of judicial and technical matters

Orbits

Timekeeper: D.Bradfield

Clerk of Course: Chris Edwards

Live timing available at timing.rhwright.co.uk

www.mylaps.com

Licensed to: R.H.Wright Timing

Printed: 31/08/2024 13:30:31



R.H.
Wright



500 MRCI Templeton Trophy Race Meeting

Junior Mini Cooper

Kirkistown 500 MRCI 1.512 miles

Race 2 (R9)

31/08/2024 14:20

Race (12:00 and 1 Laps) started at 14:18:56

Lap	Lap Tm	Diff	me of Day
(22) T J Taaffe			
1	1:19.612	+6.234	1:19.548
2	1:13.934	+0.556	1:33.482
3	1:13.470	+0.092	2:46.952
4	1:21.095	+7.717	1:08.047
5	1:44.137	+30.759	1:52.184
6	1:34.591	+21.213	1:26.775
7	1:14.181	+0.803	1:40.956
8	1:13.714	+0.336	1:54.670
9	1:13.378		1:08.048
10	1:13.968	+0.590	1:22.016
(65) Kyle Irvine			
1	1:20.243	+6.857	1:19.546
2	1:15.071	+1.685	1:34.617
3	1:13.401	+0.015	2:48.018
4	1:20.796	+7.410	1:08.814
5	1:45.132	+31.746	1:53.946
6	1:33.265	+19.879	1:27.211
7	1:14.391	+1.005	1:41.602
8	1:13.452	+0.066	1:55.054
9	1:13.386		1:08.440
10	1:13.617	+0.231	1:22.057
(23) Leo Richardson			
1	1:20.982	+7.618	1:19.751
2	1:14.511	+1.147	1:34.262
3	1:13.364		2:47.626
4	1:20.822	+7.458	1:08.448
5	1:45.071	+31.707	1:53.519
6	1:33.864	+20.500	1:27.383
7	1:14.583	+1.219	1:41.966
8	1:14.599	+1.235	1:56.565
9	1:13.563	+0.199	1:10.128
10	1:14.325	+0.961	1:24.453
(6) Logan Hoey			
1	1:19.865	+6.347	1:19.906
2	1:15.003	+1.485	1:34.909
3	1:13.562	+0.044	2:48.471
4	1:21.081	+7.563	1:09.552
5	1:46.229	+32.711	1:55.781
6	1:31.390	+17.872	1:27.171
7	1:15.256	+1.738	1:42.427
8	1:13.887	+0.369	1:56.314
9	1:13.518		1:09.832
10	1:15.011	+1.493	1:24.843
(46) Bobbyjo McFall			
1	1:19.614	+6.352	1:19.248
2	1:13.465	+0.203	1:32.713
3	1:13.401	+0.139	2:46.114
4	1:21.466	+8.204	1:07.580
5	1:44.072	+30.810	1:51.652
6	1:34.362	+21.100	1:26.014
7	1:14.554	+1.292	1:40.568
8	1:13.808	+0.546	1:54.376
9	1:13.262		1:07.638
10	1:13.793	+0.531	1:21.431
(401) Joshua Henry			
1	1:18.919	+5.875	1:17.640
2	1:13.326	+0.282	1:30.966
3	1:13.220	+0.176	2:44.186
4	1:21.351	+8.307	1:05.537
5	1:45.223	+32.179	1:50.760
6	1:35.017	+21.973	1:25.777
7	1:14.760	+1.716	1:40.537
8	1:13.598	+0.554	1:54.135
9	1:13.190	+0.146	1:07.325
10	1:13.044		1:20.369
(712) Jayden McBrearty			

Lap	Lap Tm	Diff	me of Day
1	1:20.713	+6.997	1:22.183
2	1:15.421	+1.705	1:37.604
3	1:13.716		1:51.320
4	1:19.929	+6.213	1:11.249
5	1:46.354	+32.638	1:57.603
6	1:30.625	+16.909	1:28.228
7	1:14.424	+0.708	1:42.652
8	1:14.314	+0.598	1:56.966
9	1:14.080	+0.364	1:11.046
10	1:13.802	+0.086	1:24.848
(7) Jack Fildes			
1	1:22.028	+8.085	1:22.802
2	1:15.080	+1.137	1:37.882
3	1:14.367	+0.424	1:52.249
4	1:20.166	+6.223	1:12.415
5	1:46.432	+32.489	1:58.847
6	1:29.628	+15.685	1:28.475
7	1:14.956	+1.013	1:43.431
8	1:14.225	+0.282	1:57.656
9	1:13.943		1:11.599
10	1:14.628	+0.685	1:26.227
(25) Holly Dunning			
1	1:24.368	+10.423	1:24.966
2	1:13.945		1:38.911
3	1:14.434	+0.489	1:53.345
4	1:19.594	+5.649	1:12.939
5	1:46.315	+32.370	1:59.254
6	1:29.464	+15.519	1:28.718
7	1:14.959	+1.014	1:43.677
8	1:14.492	+0.547	1:58.169
9	1:14.539	+0.594	1:12.708
10	1:15.532	+1.587	1:28.240
(14) Daithi Kennedy			
1	1:19.050	+5.345	1:20.195
2	1:15.353	+1.648	1:35.548
3	1:13.705		1:49.253
4	1:21.303	+7.598	1:10.556
5	1:46.086	+32.381	1:56.642
6	1:31.199	+17.494	1:27.841
7	1:15.150	+1.445	1:42.991
8	1:15.112	+1.407	1:58.103
9	1:14.616	+0.911	1:12.719
10	1:15.728	+2.023	1:28.447
(45) Martin Finnegan			
1	1:21.291	+6.042	1:23.515
2	1:15.373	+0.124	1:38.888
3	1:15.699	+0.450	1:54.587
4	1:19.694	+4.445	1:14.281
5	1:45.652	+30.403	1:59.933
6	1:29.717	+14.468	1:29.650
7	1:15.249		1:44.899
8	1:15.437	+0.188	1:00.336
9	1:15.658	+0.409	1:15.994
10	1:16.163	+0.914	1:32.157
(299) Leah McManus			
1	1:22.838	+7.460	1:25.452
2	1:17.639	+2.261	1:43.091
3	1:16.820	+1.442	2:59.911
4	1:18.312	+2.934	1:18.223
5	1:42.472	+27.094	1:00.695
6	1:30.038	+14.660	1:30.733
7	1:16.094	+0.716	1:46.827
8	1:15.378		1:02.205
9	1:15.628	+0.250	1:17.833
10	1:15.687	+0.309	1:33.520
(11) Ailish Sexton			
1	1:22.480	+4.661	1:24.899
2	1:17.819		1:42.718

Lap	Lap Tm	Diff	me of Day
(22) T J Taaffe			
1	1:19.612	+6.234	1:19.548
2	1:13.934	+0.556	1:33.482
3	1:13.470	+0.092	2:46.952
4	1:21.095	+7.717	1:08.047
5	1:44.137	+30.759	1:52.184
6	1:34.591	+21.213	1:26.775
7	1:14.181	+0.803	1:40.956
8	1:13.714	+0.336	1:54.670
9	1:13.378		1:08.048
10	1:13.968	+0.590	1:22.016
(65) Kyle Irvine			
1	1:20.243	+6.857	1:19.546
2	1:15.071	+1.685	1:34.617
3	1:13.401	+0.015	2:48.018
4	1:20.796	+7.410	1:08.814
5	1:45.132	+31.746	1:53.946
6	1:33.265	+19.879	1:27.211
7	1:14.391	+1.005	1:41.602
8	1:13.452	+0.066	1:55.054
9	1:13.386		1:08.440
10	1:13.617	+0.231	1:22.057
(23) Leo Richardson			
1	1:20.982	+7.618	1:19.751
2	1:14.511	+1.147	1:34.262
3	1:13.364		2:47.626
4	1:20.822	+7.458	1:08.448
5	1:45.071	+31.707	1:53.519
6	1:33.864	+20.500	1:27.383
7	1:14.583	+1.219	1:41.966
8	1:14.599	+1.235	1:56.565
9	1:13.563	+0.199	1:10.128
10	1:14.325	+0.961	1:24.453
(6) Logan Hoey			
1	1:19.865	+6.347	1:19.906
2	1:15.003	+1.485	1:34.909
3	1:13.562	+0.044	2:48.471
4	1:21.081	+7.563	1:09.552
5	1:46.229	+32.711	1:55.781
6	1:31.390	+17.872	1:27.171
7	1:15.256	+1.738	1:42.427
8	1:13.887	+0.369	1:56.314
9	1:13.518		1:09.832
10	1:15.011	+1.493	1:24.843
(46) Bobbyjo McFall			
1	1:19.614	+6.352	1:19.248
2	1:13.465	+0.203	1:32.713
3	1:13.401	+0.139	2:46.114
4	1:21.466	+8.204	1:07.580
5	1:44.072	+30.810	1:51.652
6	1:34.362	+21.100	1:26.014
7	1:14.554	+1.292	1:40.568
8	1:13.808	+0.546	1:54.376
9	1:13.262		1:07.638
10	1:13.793	+0.531	1:21.431
(401) Joshua Henry			
1	1:18.919	+5.875	1:17.640
2	1:13.326	+0.282	1:30.966
3	1:13.220	+0.176	2:44.186
4	1:21.351	+8.307	1:05.537
5	1:45.223	+32.179	1:50.760
6	1:35.017	+21.973	1:25.777
7	1:14.760	+1.716	1:40.537
8	1:13.598	+0.554	1:54.135
9	1:13.190	+0.146	1:07.325
10	1:13.044		1:20.369
(712) Jayden McBrearty			

Results provisional until the conclusion of judicial and technical matters

Orbits

Timekeeper: D.Bradfield

Clerk of Course: Chris Edwards

Live timing available at timing.rhwright.com

www.mylaps.com

Printed: 01/09/2024 17:09:59

Licensed to: R.H.Wright Timing



500 MRCI Templeton Trophy Race Meeting

Junior Mini Cooper

Kirkistown 500 MRCI 1.512 miles


Race 2 (R9)

31/08/2024 14:20

Race (12:00 and 1 Laps)

7	299	11
	13	14
6	33	45
	11	12
5	712	14
	9	10
4	7	25
	7	8
3	22	6
	5	6
2	46	65
	3	4
1	23	401
	1	2

POLE POSITION



Results provisional until the conclusion of judicial and technical matters

Orbits

Timekeeper: D.Bradfield

Clerk of Course: Chris Edwards

Live timing available at timing.rhwright.co.uk

www.mylaps.com

Licensed to: R.H.Wright Timing

Printed: 31/08/2024 10:12:13



500 MRCI Templeton Trophy Race Meeting

Sorted on Laps

Junior Mini Cooper

Kirkistown 500 MRCI 1.512 miles

Race 2 (R9)

31/08/2024 14:20

Race (12:00 and 1 Laps) started at 14:18:56

Pos	No.	Name	Make	Laps	Total Tm	Best Tm	Best Speed	In Lap	Avg. Speed
1	22	T J Taaffe	1.6 BMW Mini	10	13:25.529	1:13.378	74.178	9	67.571
2	65	Kyle Irvine	1.6 BMW Mini	10	13:25.570	1:13.386	74.170	9	67.567
3	23	Leo Richardson	1.6 BMW Mini	10	13:27.966	1:13.364	74.192	3	67.367
4	6	Logan Hoey	1.6 BMW Mini	10	13:28.356	1:13.518	74.037	9	67.334
5	46	Bobbyjoe McFall	1.6 BMW Mini	10	13:24.944	1:13.262	74.295	9	67.620
6	401	Joshua Henry	1.6 BMW Mini	10	13:23.882	1:13.044	74.517	10	67.709
7	712	Jayden McBrearty	1.6 BMW Mini	10	13:28.361	1:13.716	73.838	3	67.334
8	7	Jack Fildes	1.6 BMW Mini	10	13:29.740	1:13.943	73.611	9	67.219
9	25	Holly Dunnion	1.6 BMW Mini	10	13:31.753	1:13.945	73.609	2	67.053
10	14	Daithi Kennedy	1.6 BMW Mini	10	13:31.960	1:13.705	73.849	3	67.036
11	45	Martin Finnegan	1.6 BMW Mini	10	13:35.670	1:15.249	72.333	7	66.731
12	299	Leah McManus	1.6 BMW Mini	10	13:37.033	1:15.378	72.210	8	66.619
Not classified									
DNF	11	Ailish Sexton	1.6 BMW Mini	2	2:46.231	1:17.819	69.945	2	65.487
DNF	33	Lucca Mullins	1.6 BMW Mini				-	0	-

Announcements

New Track Record (1:13.044) for Junior Mini Cooper by Joshua Henry.
Place Penalty Car 401 - 5 places - Q 12.21.4
Place Penalty Car 46 - 4 places - Q 12.21.4

Margin of Victory	Avg. Speed	Best Lap Tm	Best Speed	Best Lap by
1.688	67.571	1:13.044	74.517	401 - Joshua Henry

Results provisional until the conclusion of judicial and technical matters

Orbits

Timekeeper: D.Bradfield

Clerk of Course: Chris Edwards

Live timing available at timing.rhwright.co.uk

www.mylaps.com

Licensed to: R.H.Wright Timing

Printed: 31/08/2024 17:30:31



**R.H.
Wright**



500 MRCI Templeton Trophy Race Meeting

Libre Saloons/Roadsports

Kirkistown 500 MRCI 1.512 miles

Qualifying (Q4)

31/08/2024 09:35

Qualifying started at 9:54:24

Lap	Lap Tm	Diff	me of Day
(20) Jim Larkham			
1	1:02.170	+2.646	16:42.300
2	1:00.266	+0.742	17:42.566
3	59.814	+0.290	18:42.380
4	59.751	+0.227	19:42.131
5	59.801	+0.277	20:41.932
6	59.524		21:41.456
7	59.640	+0.116	22:41.096
8	59.675	+0.151	23:40.771
9	59.859	+0.335	24:40.630
(120) Mike Ward			
1	1:02.946	+3.226	16:48.586
2	1:00.955	+1.235	17:49.541
3	1:00.593	+0.873	18:50.134
4	59.720		19:49.854
5	1:00.485	+0.765	20:50.339
6	59.903	+0.183	21:50.242
7	1:00.351	+0.631	22:50.593
8	59.855	+0.135	23:50.448
9	1:00.166	+0.446	24:50.614
(6) Gavin Stanfield			
1	1:04.589	+3.266	17:12.547
2	1:04.889	+3.596	18:17.436
3	1:02.229	+0.936	19:19.665
4	1:01.511	+0.218	20:21.176
5	1:01.439	+0.146	21:22.615
6	1:01.455	+0.162	22:24.070
7	1:01.293		23:25.363
8	1:02.625	+1.332	24:27.988
9	1:01.682	+0.389	25:29.670
(31) Arnie Black			
1	1:03.986	+1.414	16:44.989
2	1:02.572		17:47.561
(144) Gavin Kilkey			
1	1:10.938	+8.105	57:11.110
2	1:08.747	+5.914	18:19.857
3	1:03.960	+1.127	19:23.817
4	1:03.235	+0.402	20:27.052
5	1:02.833		21:29.885
6	1:03.036	+0.203	22:32.921
7	1:03.762	+0.929	23:36.683
8	1:02.906	+0.073	24:39.589
(54) Steve Morris			
1	1:05.983	+1.622	16:52.443
2	1:05.088	+0.727	17:57.531
3	1:05.839	+1.478	19:03.370
4	1:04.921	+0.560	20:08.291
5	1:05.608	+1.247	21:13.899
6	1:04.361		22:18.260
7	1:05.745	+1.384	23:24.005
8	1:07.029	+2.668	24:31.034
9	1:06.287	+1.926	25:37.321
(633) Peter Baxter			
1	1:14.779		17:10.345

Lap	Lap Tm	Diff	me of Day
-----	--------	------	-----------

Lap	Lap Tm	Diff	me of Day
-----	--------	------	-----------

Results provisional until the conclusion of judicial and technical matters

Orbits

Timekeeper: D.Bradfield

Clerk of Course: Chris Edwards

Live timing available at timing.rhwright.com

www.mylaps.com

Printed: 01/09/2024 17:10:09

Licensed to: R.H.Wright Timing



R.H. Wright
Timing



500 MRCI Templeton Trophy Race Meeting

Sorted on best lap time

Libre Saloons/Roadsports

Kirkistown 500 MRCI 1.512 miles

Qualifying (Q4)

31/08/2024 09:35

Qualifying started at 9:54:24

Pos	No.	Name	Make	Best Tm	Diff	In Lap	Best Speed	2nd Best	In Lap
1	20	Jim Larkham	1.3 Radical PR09	59.524		6	91.442	59.640	7
2	120	Mike Ward	1.3 Radical PR06	59.720	0.196	4	91.142	59.855	8
3	6	Gavin Stanfield	2.0t Subaru Impreza	1:01.293	1.769	7	88.803	1:01.439	5
4	31	Arnie Black	2.0 Crossle 37S	1:02.572	3.048	2	86.988	1:03.986	1
5	144	Gavin Kilkey	2.0t SEAT Leon	1:02.833	3.309	5	86.627	1:02.906	8
6	54	Steve Morris	2.0 Crossle 42S	1:04.361	4.837	6	84.570	1:04.921	4
7	633	Peter Baxter	2.0t SEAT Leon	1:14.779	15.255	1	72.788		0

Results provisional until the conclusion of judicial and technical matters

Orbits

Timekeeper: D.Bradfield

Clerk of Course: Chris Edwards

Live timing available at timing.rhwright.co.uk

www.mylaps.com

Licensed to: R.H.Wright Timing

Printed: 31/08/2024 10:06:07



**R.H.
Wright**



500 MRCI Templeton Trophy Race Meeting

Libre Saloons/Roadsports

Kirkistown 500 MRCI 1.512 miles

Race 1 (R4)

31/08/2024 12:15

Race (12:00 and 1 Laps) started at 12:22:39

Lap	Lap Tm	Diff	me of Day
(20) Jim Larkham			
1	1:03.077	+4.414	1:42.649
2	59.391	+0.728	1:42.040
3	58.890	+0.227	1:40.930
4	59.019	+0.356	1:39.949
5	59.611	+0.948	1:39.560
6	59.206	+0.543	1:38.766
7	58.698	+0.035	1:37.464
8	58.840	+0.177	1:36.304
9	58.663		1:34.967
10	59.258	+0.595	1:34.225
11	59.640	+0.977	1:33.865
12	59.646	+0.983	1:33.511
13	59.614	+0.951	1:33.125
14	1:00.002	+1.339	1:33.127

Lap	Lap Tm	Diff	me of Day
9	1:04.791	+0.106	1:31.340
10	1:06.546	+1.861	1:37.886
11	1:05.722	+1.037	1:43.608
12	1:05.515	+0.830	1:49.123
13	1:06.206	+1.521	1:55.329

Lap	Lap Tm	Diff	me of Day
-----	--------	------	-----------

(31) Arnie Black			
1	1:10.671		1:50.958

(633) Peter Baxter			
1	1:14.303		1:56.163

(120) Mike Ward			
1	1:04.993	+4.089	1:44.654
2	1:00.987	+0.083	1:45.641
3	1:00.904		1:46.545
4	1:02.040	+1.136	1:48.585
5	1:01.368	+0.464	1:49.953
6	1:01.239	+0.335	1:51.192
7	1:01.779	+0.875	1:52.971
8	1:01.066	+0.162	1:54.037
9	1:01.368	+0.464	1:55.405
10	1:01.949	+1.045	1:57.354
11	1:01.069	+0.165	1:58.423
12	1:01.998	+1.094	1:00.421
13	1:02.195	+1.291	1:02.616
14	1:01.801	+0.897	1:04.417

(6) Gavin Stanfield			
1	1:05.627	+3.761	1:45.913
2	1:01.866		1:47.779
3	1:02.835	+0.969	1:50.614
4	1:02.636	+0.770	1:53.250
5	1:02.366	+0.500	1:55.616
6	1:02.818	+0.952	1:58.434
7	1:03.082	+1.216	1:01.516
8	1:02.508	+0.642	1:04.024
9	1:02.699	+0.833	1:06.723
10	1:02.760	+0.894	1:09.483
11	1:02.737	+0.871	1:12.220
12	1:03.220	+1.354	1:15.440
13	1:06.908	+5.042	1:22.348
14	1:10.273	+8.407	1:32.621

(144) Gavin Kilkey			
1	1:08.879	+6.276	1:49.641
2	1:03.991	+1.388	1:53.632
3	1:02.603		1:56.235
4	1:02.698	+0.095	1:58.933
5	1:02.830	+0.227	1:01.763
6	1:03.015	+0.412	1:04.778
7	1:02.813	+0.210	1:07.591
8	1:03.244	+0.641	1:10.835
9	1:03.077	+0.474	1:13.912
10	1:03.329	+0.726	1:17.241
11	1:03.256	+0.653	1:20.497
12	1:04.205	+1.602	1:24.702
13	1:05.048	+2.445	1:29.750
14	1:06.443	+3.840	1:36.193

(54) Steve Morris			
1	1:09.915	+5.230	1:51.049
2	1:05.663	+0.968	1:56.702
3	1:05.126	+0.441	1:01.828
4	1:05.094	+0.409	1:06.922
5	1:04.979	+0.294	1:11.901
6	1:04.930	+0.245	1:16.831
7	1:05.033	+0.348	1:21.864
8	1:04.685		1:26.549

Results provisional until the conclusion of judicial and technical matters

Orbits

Timekeeper: D.Bradfield

Clerk of Course: Chris Edwards

Live timing available at timing.rhwright.com

www.mylaps.com

Licensed to: R.H.Wright Timing

Printed: 01/09/2024 17:11:14



R.H.Wright
Timing



500 MRCI Templeton Trophy Race Meeting

Libre Saloons/Roadsports

Kirkistown 500 MRCI 1.512 miles

Race 1 (R4)

31/08/2024 12:15

Race (12:00 and 1 Laps)

4	633	
	7	
3	144	54
	5	6
2	6	31
	3	4
1	20	120
	1	2

POLE POSITION



Results provisional until the conclusion of judicial and technical matters

Orbits

Timekeeper: D.Bradfield

Clerk of Course: Chris Edwards

Live timing available at timing.rhwright.co.uk

www.mylaps.com

Licensed to: R.H.Wright Timing

Printed: 31/08/2024 10:07:57



500 MRCI Templeton Trophy Race Meeting

Sorted on Laps

Libre Saloons/Roadsports

Kirkistown 500 MRCI 1.512 miles

Race 1 (R4)

31/08/2024 12:15

Race (12:00 and 1 Laps) started at 12:22:39

Pos	No.	Name	Make	Laps	Total Tm	Best Tm	Best Speed	In Lap	Avg. Speed
1	20	Jim Larkham	1.3 Radical PR09	14	13:53.555	58.663	92.785	9	91.418
2	120	Mike Ward	1.3 Radical PR06	14	14:24.845	1:00.904	89.370	3	88.111
3	6	Gavin Stanfield	2.0t Subaru Impreza	14	14:53.049	1:01.866	87.981	2	85.328
4	144	Gavin Kilkey	2.0t SEAT Leon	14	14:56.621	1:02.603	86.945	3	84.988
5	54	Steve Morris	2.0 Crossle 42S	13	14:15.757	1:04.685	84.147	8	82.686
Not classified									
DNF	31	Arnie Black	2.0 Crossle 37S	1	1:11.386	1:10.671	77.019	1	76.248
DNF	633	Peter Baxter	2.0t SEAT Leon	1	1:16.591	1:14.303	73.254	1	71.066

Margin of Victory	Avg. Speed	Best Lap Tm	Best Speed	Best Lap by
31.290	91.418	58.663	92.785	20 - Jim Larkham

Results provisional until the conclusion of judicial and technical matters

Orbits

Timekeeper: D.Bradfield

Clerk of Course: Chris Edwards

Live timing available at timing.rhwright.co.uk

www.mylaps.com

Licensed to: R.H.Wright Timing

Printed: 31/08/2024 12:39:08



**R.H.
Wright**



500 MRCI Templeton Trophy Race Meeting

Libre Saloons/Roadsports

Kirkistown 500 MRCI 1.512 miles

Race 2 (R13)

31/08/2024 16:15

Race (10:00 and 1 Laps) started at 16:16:30

Lap	Lap Tm	Diff	me of Day
(20) Jim Larkham			
1	1:02.931	+3.764	1:33.294
2	59.861	+0.694	1:33.155
3	59.219	+0.052	1:32.374
3	2:17.888	18.721	1:46.747
4	1:02.415	+3.248	1:49.162
5	59.502	+0.335	1:48.664
6	59.167		1:47.831
7	1:00.154	+0.987	1:47.985
8	1:00.135	+0.968	1:48.120
9	1:00.064	+0.897	1:48.184
10	59.547	+0.380	1:47.731

Lap	Lap Tm	Diff	me of Day
(120) Mike Ward			
1	1:04.029	+4.840	1:34.550
2	59.973	+0.784	1:34.523
3	59.860	+0.671	1:34.383
3	2:16.306	17.117	1:46.844
4	1:03.375	+4.186	1:50.219
5	59.976	+0.787	1:50.195
6	59.434	+0.245	1:49.629
7	1:00.277	+1.088	1:49.906
8	59.633	+0.444	1:49.539
9	59.819	+0.630	1:49.358
10	59.189		1:48.547

Lap	Lap Tm	Diff	me of Day
(6) Gavin Stanfield			
1	1:05.097	+3.698	1:36.352
2	1:02.286	+0.887	1:38.638
3	1:02.791	+1.392	1:41.429
3	2:14.164	12.765	1:47.171
4	1:04.424	+3.025	1:51.595
5	1:01.496	+0.097	1:53.091
6	1:01.399		1:54.490
7	1:02.163	+0.764	1:56.653
8	1:01.668	+0.269	1:58.321
9	1:02.024	+0.625	1:00.345
10	1:02.237	+0.838	1:02.582

Lap	Lap Tm	Diff	me of Day
(144) Gavin Kilkey			
1	1:06.647	+4.055	1:37.903
2	1:02.992	+0.400	1:40.895
3	1:02.592		1:43.487
3	2:13.193	10.601	1:47.623
4	1:05.937	+3.345	1:53.560
5	1:02.797	+0.205	1:56.357
6	1:02.964	+0.372	1:59.321
7	1:02.629	+0.037	1:01.950
8	1:02.605	+0.013	1:04.555
9	1:03.045	+0.453	1:07.600
10	1:04.914	+2.322	1:12.514

Lap	Lap Tm	Diff	me of Day
(54) Steve Morris			
1	1:07.422	+3.417	1:38.854
2	1:04.005		1:42.859

Results provisional until the conclusion of judicial and technical matters

Orbits

Timekeeper: D.Bradfield

Clerk of Course: Chris Edwards

Live timing available at timing.rhwright.com

www.mylaps.com

Licensed to: R.H.Wright Timing

Printed: 01/09/2024 17:11:23



R.H. Wright
Timing



500 MRCI Templeton Trophy Race Meeting

Libre Saloons/Roadsports

Kirkistown 500 MRCI 1.512 miles

Race 2 (R13)

31/08/2024 16:15

Race (12:00 and 1 Laps)

4	633	
	7	
3	31	54
	5	
2	6	144
	3	
1	20	120
	1	
		2

POLE POSITION



Results provisional until the conclusion of judicial and technical matters

Orbits

Timekeeper: D.Bradfield

Clerk of Course: Chris Edwards

Live timing available at timing.rhwright.co.uk

www.mylaps.com

Printed: 31/08/2024 10:08:38

Licensed to: R.H.Wright Timing



500 MRCI Templeton Trophy Race Meeting

Sorted on Laps

Libre Saloons/Roadsports

Kirkistown 500 MRCI 1.512 miles

Race 2 (R13)

31/08/2024 16:15

Race (10:00 and 1 Laps) started at 16:16:30

Pos	No.	Name	Make	Laps	Total Tm	Best Tm	Best Speed	In Lap	Avg. Speed
1	20	Jim Larkham	1.3 Radical PR09	10	10:45.500	59.167	91.994	6	84.323
2	120	Mike Ward	1.3 Radical PR06	10	10:46.316	59.189	91.960	10	84.216
3	6	Gavin Stanfield	2.0t Subaru Impreza	10	11:00.351	1:01.399	88.650	6	82.426
4	144	Gavin Kilkey	2.0t SEAT Leon	10	11:10.283	1:02.592	86.960	3	81.205
Not classified									
DNF	54	Steve Morris	2.0 Crossle 42S	2	2:12.496	1:04.005	85.041	2	82.161
DNF	31	Arnie Black	2.0 Crossle 37S				-	0	-
DNF	633	Peter Baxter	2.0t SEAT Leon				-	0	-

Announcements

Race Red Flagged on lap 3 - Restarted with grid based on lap 2 (Q12.15.2)

Margin of Victory	Avg. Speed	Best Lap Tm	Best Speed	Best Lap by
0.816	84.323	59.167	91.994	20 - Jim Larkham

Results provisional until the conclusion of judicial and technical matters

Orbits

Timekeeper: D.Bradfield

Clerk of Course: Chris Edwards

Live timing available at timing.rhwright.co.uk

www.mylaps.com

Licensed to: R.H.Wright Timing

Printed: 31/08/2024 16:40:03



**R.H.
Wright**



500 MRCI Templeton Trophy Race Meeting

Mazda MX5 Modi-5 Cup

Kirkistown 500 MRCI 1.512 miles

Qualifying (Q5)

31/08/2024 09:50

Qualifying started at 10:11:14

Lap	Lap Tm	Diff	me of Day
-----	--------	------	-----------

(55) Craig Ewing

1	1:09.579	+0.431	3:40.587
2	1:10.137	+0.989	1:50.724
3	1:09.865	+0.717	3:00.589
4	1:09.148		7:09.737
5	1:09.493	+0.345	3:19.230
6	1:09.858	+0.710	3:29.088
7	1:09.952	+0.804	3:39.040
8	1:10.475	+1.327	1:49.515

(14) Francis Allen

1	1:10.519	+0.446	3:43.409
2	1:10.122	+0.049	1:53.531
3	1:09.879	-0.194	3:03.410
4	1:10.073		7:13.483
5	1:10.153	+0.080	3:23.636
6	1:10.699	+0.626	3:34.335
7	1:10.348	+0.275	3:44.683
8	1:11.324	+1.251	1:56.007

(9) John Stewart

1	1:10.859		3:42.445
2	1:11.389	+0.530	1:53.834
3	1:11.671	+0.812	3:05.505
4	1:11.203	+0.344	7:16.708
5	1:11.961	+1.102	3:28.669
6	1:11.896	+1.037	3:40.565

(311) Stuart Annesley

1	1:14.092	+2.721	3:55.176
2	1:13.093	+1.722	3:08.269
3	1:12.209	+0.838	3:20.478
4	1:11.371		7:31.849
5	1:11.939	+0.568	3:43.788
6	1:11.846	+0.475	3:55.634
7	1:12.066	+0.695	1:07.700
8	1:17.029	+5.658	2:24.729

(41) Jim Kennedy

1	1:13.816	+2.021	3:52.907
2	1:12.686	+0.891	3:05.593
3	1:12.947	+1.152	3:18.540
4	1:11.808	+0.013	7:30.348
5	1:11.795		3:42.143
6	1:12.191	+0.396	3:54.334
7	1:12.332	+0.537	1:06.666
8	1:16.423	+4.628	2:23.089

(50) Robert McAllister

1	1:12.233	+0.295	3:05.655
2	1:12.065	+0.127	3:17.720
3	1:11.938		3:29.658
4	1:12.138	+0.200	7:41.796
5	1:12.165	+0.227	3:53.961
6	1:12.374	+0.436	3:06.335
7	2:23.855	11.917	2:30.190

(395) Paul T Hanks

1	1:13.519	+1.429	1:15.571
2	1:13.400	+1.310	3:28.971
3	1:12.090		3:41.061
4	1:12.216	+0.126	7:53.277
5	1:12.435	+0.345	3:05.712
6	1:12.311	+0.221	3:18.023
7	1:12.334	+0.244	1:30.357
8	1:12.265	+0.175	2:42.622

(22) Andy Penman

1	1:16.747	+2.577	1:13.723
2	1:16.593	+2.423	3:30.316
3	1:15.474	+1.304	3:45.790
4	1:14.476	+0.306	3:00.266
5	1:14.462	+0.292	3:14.728

Lap	Lap Tm	Diff	me of Day
-----	--------	------	-----------

6	1:14.170		3:28.898
7	1:15.777	+1.607	1:44.675

(34) Damian Moran

1	1:11.279	+0.631	4:06.116
2	1:17.257	+6.609	3:23.373
3	1:11.205	+0.557	3:34.578
4	1:10.933	+0.285	7:45.511
5	1:11.200	+0.552	3:56.711
6	1:10.694	+0.046	3:07.405
7	1:10.934	+0.286	1:18.339
8	1:10.648		3:28.987

Lap	Lap Tm	Diff	me of Day
-----	--------	------	-----------

Results provisional until the conclusion of judicial and technical matters

Orbits

Timekeeper: D.Bradfield

Clerk of Course: Chris Edwards

Live timing available at timing.rhwright.com

www.mylaps.com

Printed: 01/09/2024 17:11:36

Licensed to: R.H.Wright Timing



500 MRCI Templeton Trophy Race Meeting

Sorted on best lap time

Mazda MX5 Modi-5 Cup

Kirkistown 500 MRCI 1.512 miles

Qualifying (Q5)

31/08/2024 09:50

Qualifying started at 10:11:14

Pos	No.	Name	Make	Best Tm	Diff	In Lap	Best Speed	2nd Best	In Lap
1	55	Craig Ewing	1.8 Mazda MX5	1:09.148		4	78.716	1:09.579	1
2	14	Francis Allen	1.8 Mazda MX5	1:10.073	0.925	4	77.676	1:10.122	2
3	9	John Stewart	1.8 Mazda MX5	1:10.859	1.711	1	76.815	1:11.203	4
4	311	Stuart Annesley	1.8 Mazda MX5	1:11.371	2.223	4	76.264	1:11.846	6
5	41	Jim Kennedy	1.8 Mazda MX5	1:11.795	2.647	5	75.813	1:11.808	4
6	50	Robert McAllister	1.8 Mazda MX5	1:11.938	2.790	3	75.663	1:12.065	2
7	395	Paul T Hanks	1.8 Mazda MX5	1:12.090	2.942	3	75.503	1:12.216	4
8	22	Andy Penman	1.8 Mazda MX5	1:14.170	5.022	6	73.386	1:14.462	5
9	7	Gregory Radcliffe	1.8 Mazda MX5			0	-		0
Not classified									
DQ	34	Damian Moran	1.8 Mazda MX5	1:10.648		8	77.044	1:10.694	6

Announcements

DQ Car 34 - Underweight (5.14.1 Technical Regs)

Results provisional until the conclusion of judicial and technical matters

Orbits

Timekeeper: D.Bradfield

Clerk of Course: Chris Edwards

Live timing available at timing.rhwright.co.uk

www.mylaps.com

Licensed to: R.H.Wright Timing

Printed: 31/08/2024 10:58:48



**R.H.
Wright**



500 MRCI Templeton Trophy Race Meeting

Mazda MX5 Modi-5 Cup

Kirkistown 500 MRCI 1.512 miles

Race 1 (R6)

31/08/2024 13:05

Race (12:00 and 1 Laps) started at 13:08:36

Lap	Lap Tm	Diff	me of Day
(55) Craig Ewing			
1	1:15.080	+5.566	1:53.751
2	1:09.514		1:03.265
3	1:09.737	+0.223	1:13.002
4	1:09.956	+0.442	1:22.958
5	1:10.184	+0.670	1:33.142
6	1:10.244	+0.730	1:43.386
7	1:09.574	+0.060	1:52.960
8	1:10.367	+0.853	1:03.327
9	1:10.412	+0.898	1:13.739
10	1:10.540	+1.026	1:24.279
11	1:10.272	+0.758	1:34.551
12	1:11.899	+2.385	1:46.450
(14) Francis Allen			
1	1:15.825	+5.837	1:54.232
2	1:10.188		1:04.420
3	1:10.753	+0.565	1:15.173
4	1:10.717	+0.529	1:25.890
5	1:10.731	+0.543	1:36.621
6	1:10.571	+0.383	1:47.192
7	1:10.436	+0.248	1:57.628
8	1:10.815	+0.627	1:08.443
9	1:11.318	+1.130	1:19.761
10	1:11.206	+1.018	1:30.967
11	1:11.343	+1.155	1:42.310
12	1:11.369	+1.181	1:53.679
(34) Damian Moran			
1	1:14.368	+3.528	1:01.463
2	1:11.274	+0.434	1:12.737
3	1:10.911	+0.071	1:23.648
4	1:11.073	+0.233	1:34.721
5	1:11.602	+0.762	1:46.323
6	1:11.840	+1.000	1:58.163
7	1:10.840		1:09.003
8	1:12.336	+1.496	1:21.339
9	1:12.011	+1.171	1:33.350
10	1:12.325	+1.485	1:45.675
11	1:12.120	+1.280	1:57.795
12	1:11.959	+1.119	1:09.754
(395) Paul T Hanks			
1	1:17.716	+6.473	1:58.087
2	1:11.721	+0.478	1:09.808
3	1:12.220	+0.977	1:22.028
4	1:11.424	+0.181	1:33.452
5	1:12.018	+0.775	1:45.470
6	1:11.243		1:56.713
7	1:11.807	+0.564	1:08.520
8	1:12.739	+1.496	1:21.259
9	1:14.813	+3.570	1:36.072
10	1:12.355	+1.112	1:48.427
11	1:12.113	+0.870	1:00.540
12	1:11.913	+0.670	1:12.453
(311) Stuart Annesley			
1	1:19.684	+8.345	1:59.345
2	1:11.719	+0.380	1:11.064
3	1:11.724	+0.385	1:22.788
4	1:12.981	+1.642	1:35.769
5	1:11.616	+0.277	1:47.385
6	1:11.698	+0.359	1:59.083
7	1:11.339		1:10.422
8	1:13.870	+2.531	1:24.292
9	1:12.511	+1.172	1:36.803
10	1:12.415	+1.076	1:49.218
11	1:12.058	+0.719	1:01.276
12	1:12.648	+1.309	1:13.924
(41) Jim Kennedy			
1	1:19.907	+8.656	1:59.951
2	1:12.416	+1.165	1:12.367

Lap	Lap Tm	Diff	me of Day
3	1:12.925	+1.674	1:25.292
4	1:11.695	+0.444	1:36.987
5	1:11.251		1:48.238
6	1:11.444	+0.193	1:59.682
7	1:11.564	+0.313	1:11.246
8	1:13.558	+2.307	1:24.804
9	1:13.074	+1.823	1:37.878
10	1:12.171	+0.920	1:50.049
11	1:12.299	+1.048	1:02.348
12	1:13.468	+2.217	1:15.816
(9) John Stewart			
1	1:17.249	+5.562	1:56.835
2	1:12.379	+0.692	1:09.214
3	1:12.226	+0.539	1:21.440
4	1:11.973	+0.286	1:33.413
5	1:11.687		1:45.100
6	1:12.526	+0.839	1:57.626
7	1:11.863	+0.176	1:09.489
8	1:27.256	+15.569	1:36.745
9	1:12.821	+1.134	1:49.566
10	1:13.864	+2.177	1:03.430
11	1:14.757	+3.070	1:18.187
12	1:14.421	+2.734	1:32.608
(22) Andy Penman			
1	1:21.311	+6.883	1:02.381
2	1:15.151	+0.723	1:17.532
3	1:15.197	+0.769	1:32.729
4	1:14.439	+0.011	1:47.168
5	1:14.462	+0.034	1:01.630
6	1:16.166	+1.738	1:17.796
7	1:22.329	+7.901	1:40.125
8	1:15.020	+0.592	1:55.145
9	1:17.367	+2.939	1:12.512
10	1:14.499	+0.071	1:27.011
11	1:14.686	+0.258	1:41.697
12	1:14.428		1:56.125
(50) Robert McAllister			
1	1:18.445	+7.039	1:58.444
2	1:11.734	+0.328	1:10.178
3	1:12.387	+0.981	1:22.565
4	1:11.406		1:33.971
5	1:12.093	+0.687	1:46.064

Lap	Lap Tm	Diff	me of Day
-----	--------	------	-----------

Results provisional until the conclusion of judicial and technical matters Orbits

Timekeeper: D.Bradfield

Clerk of Course: Chris Edwards

www.mylaps.com

Live timing available at timing.rhwright.

Licensed to: R.H.Wright Timing



R.H. Wright
Timing



500 MRCI Templeton Trophy Race Meeting

Mazda MX5 Modi-5 Cup

Kirkistown 500 MRCI 1.512 miles


Race 1 (R6)

31/08/2024 13:05

Race (12:00 and 1 Laps)

5	7	34
	9	10
4	395	22
	7	8
3	41	50
	5	6
2	9	311
	3	4
1	55	14
	1	2

POLE POSITION



Results provisional until the conclusion of judicial and technical matters

Orbits

Timekeeper: D.Bradfield

Clerk of Course: Chris Edwards

Live timing available at timing.rhwright.co.uk

www.mylaps.com

Printed: 31/08/2024 10:40:22

Licensed to: R.H.Wright Timing



500 MRCI Templeton Trophy Race Meeting

Sorted on Laps

Mazda MX5 Modi-5 Cup

Kirkistown 500 MRCI 1.512 miles

Race 1 (R6)

31/08/2024 13:05

Race (12:00 and 1 Laps) started at 13:08:36

Pos	No.	Name	Make	Laps	Total Tm	Best Tm	Best Speed	In Lap	Avg. Speed
1	55	Craig Ewing	1.8 Mazda MX5	12	14:10.016	1:09.514	78.301	2	76.841
2	14	Francis Allen	1.8 Mazda MX5	12	14:17.245	1:10.188	77.549	2	76.193
3	34	Damian Moran	1.8 Mazda MX5	12	14:33.320	1:10.840	76.835	7	74.791
4	395	Paul T Hanks	1.8 Mazda MX5	12	14:36.019	1:11.243	76.401	6	74.560
5	311	Stuart Annesley	1.8 Mazda MX5	12	14:37.490	1:11.339	76.298	7	74.435
6	41	Jim Kennedy	1.8 Mazda MX5	12	14:39.382	1:11.251	76.392	5	74.275
7	9	John Stewart	1.8 Mazda MX5	12	14:56.174	1:11.687	75.928	5	72.883
8	22	Andy Penman	1.8 Mazda MX5	12	15:19.691	1:14.428	73.131	12	71.020
Not classified									
DNF	50	Robert McAllister	1.8 Mazda MX5	5	6:09.630	1:11.406	76.226	4	73.628
DNS	7	Gregory Radcliffe	1.8 Mazda MX5				-	0	-

Margin of Victory

Avg. Speed

Best Lap Tm

Best Speed

Best Lap by

7.229

76.841

1:09.514

78.301

55 - Craig Ewing

Results provisional until the conclusion of judicial and technical matters

Orbits

Timekeeper: D.Bradfield

Clerk of Course: Chris Edwards

Live timing available at timing.rhwright.co.uk

www.mylaps.com

Licensed to: R.H.Wright Timing

Printed: 31/08/2024 13:24:56



**R.H.
Wright**



500 MRCI Templeton Trophy Race Meeting

Mazda MX5 Modi-5 Cup

Kirkistown 500 MRCI 1.512 miles

Race 2 (R14)

31/08/2024 16:40

Race (10:00 and 1 Laps) started at 16:46:48

Lap	Lap Tm	Diff	me of Day
(55) Craig Ewing			
1	1:15.620	+5.662	1:08.103
2	1:11.145	+1.187	1:19.248
3	1:11.306	+1.348	1:30.554
4	1:10.237	+0.279	1:40.791
5	1:09.958		1:50.749
6	1:10.920	+0.962	1:01.669
7	1:10.818	+0.860	1:12.487
8	1:11.449	+1.491	1:23.936
9	1:11.148	+1.190	1:35.084
10	1:09.971	+0.013	1:45.055
(34) Damian Moran			
1	1:16.027	+5.021	1:07.870
2	1:11.142	+0.136	1:19.012
3	1:11.573	+0.567	1:30.585
4	1:11.666	+0.660	1:42.251
5	1:11.006		1:53.257
6	1:11.309	+0.303	1:04.566
7	1:11.222	+0.216	1:15.788
8	1:11.400	+0.394	1:27.188
9	1:11.206	+0.200	1:38.394
10	1:11.176	+0.170	1:49.570
(14) Francis Allen			
1	1:17.061	+6.697	1:09.480
2	1:10.364		1:19.844
3	1:11.695	+1.331	1:31.539
4	1:11.192	+0.828	1:42.731
5	1:11.007	+0.643	1:53.738
6	1:11.097	+0.733	1:04.835
7	1:11.256	+0.892	1:16.091
8	1:11.361	+0.997	1:27.452
9	1:11.202	+0.838	1:38.654
10	1:11.353	+0.989	1:50.007
(395) Paul T Hanks			
1	1:19.791	+8.839	1:11.558
2	1:11.961	+1.009	1:23.519
3	1:11.946	+0.994	1:35.465
4	1:11.500	+0.548	1:46.965
5	1:12.545	+1.593	1:59.510
6	1:11.989	+1.037	1:11.499
7	1:12.221	+1.269	1:23.720
8	1:12.063	+1.111	1:35.783
9	1:10.952		1:46.735
10	1:12.375	+1.423	1:59.110
(9) John Stewart			
1	1:19.450	+7.474	1:09.954
2	1:11.976		1:21.930
3	1:12.608	+0.632	1:34.538
4	1:12.063	+0.087	1:46.601
5	1:12.159	+0.183	1:58.760
6	1:12.371	+0.395	1:11.131
7	1:12.093	+0.117	1:23.224
8	1:12.234	+0.258	1:35.458
9	1:12.712	+0.736	1:48.170
10	1:12.656	+0.680	1:00.826
(41) Jim Kennedy			
1	1:22.679	+11.248	1:14.017
2	1:12.640	+1.209	1:26.657
3	1:11.431		1:38.088
4	1:11.750	+0.319	1:49.838
5	1:11.516	+0.085	1:01.354
6	1:11.554	+0.123	1:12.908
7	1:11.589	+0.158	1:24.497
8	1:12.244	+0.813	1:36.741
9	1:12.509	+1.078	1:49.250
10	1:11.761	+0.330	1:01.011
(311) Stuart Annesley			

Lap	Lap Tm	Diff	me of Day
1	1:19.417	+7.899	1:10.761
2	1:11.639	+0.121	1:22.400
3	1:13.434	+1.916	1:35.834
4	1:11.518		1:47.352
5	1:12.323	+0.805	1:59.675
6	1:12.551	+1.033	1:12.226
7	1:12.016	+0.498	1:24.242
8	1:12.028	+0.510	1:36.270
9	1:13.254	+1.736	1:49.524
10	1:12.028	+0.510	1:01.552
(50) Robert McAllister			
1	1:20.743	+6.819	1:13.800
2	1:18.758	+4.834	1:32.558
3	1:17.841	+3.917	1:50.399
4	1:16.458	+2.534	1:06.857
5	1:15.754	+1.830	1:22.611
6	1:15.251	+1.327	1:37.862
7	1:14.420	+0.496	1:52.282
8	1:14.648	+0.724	1:06.930
9	1:13.959	+0.035	1:20.889
10	1:13.924		1:34.813
(22) Andy Penman			
1	1:23.952	+9.944	1:14.667
2	1:18.271	+4.263	1:32.938
3	1:17.861	+3.853	1:50.799
4	1:16.569	+2.561	1:07.368
5	1:15.915	+1.907	1:23.283
6	1:15.630	+1.622	1:38.913
7	1:14.008		1:52.921
8	1:14.902	+0.894	1:07.823
9	1:14.232	+0.224	1:22.055
10	1:14.324	+0.316	1:36.379

Lap	Lap Tm	Diff	me of Day
-----	--------	------	-----------

Results provisional until the conclusion of judicial and technical matters

Orbits

Timekeeper: D.Bradfield

Clerk of Course: Chris Edwards

www.mylaps.com

Live timing available at timing.rhwright.

Licensed to: R.H.Wright Timing

Printed: 01/09/2024 17:11:54



500 MRCI Templeton Trophy Race Meeting

Mazda MX5 Modi-5 Cup

Kirkistown 500 MRCI 1.512 miles


Race 2 (R14)

31/08/2024 16:40

Race (12:00 and 1 Laps)

5	50	7
	9	10
4	14	55
	7	8
3	395	34
	5	6
2	41	311
	3	4
1	22	9
	1	2

POLE POSITION



Results provisional until the conclusion of judicial and technical matters

Orbits

Timekeeper: D.Bradfield

Clerk of Course: Chris Edwards

Live timing available at timing.rhwright.co.uk

www.mylaps.com

Licensed to: R.H.Wright Timing

Printed: 31/08/2024 13:28:18



500 MRCI Templeton Trophy Race Meeting

Sorted on Laps

Mazda MX5 Modi-5 Cup

Kirkistown 500 MRCI 1.512 miles

Race 2 (R14)

31/08/2024 16:40

Race (10:00 and 1 Laps) started at 16:46:48

Pos	No.	Name	Make	Laps	Total Tm	Best Tm	Best Speed	In Lap	Avg. Speed
1	55	Craig Ewing	1.8 Mazda MX5	10	11:56.718	1:09.958	77.804	5	75.944
2	34	Damian Moran	1.8 Mazda MX5	10	12:01.233	1:11.006	76.656	5	75.468
3	14	Francis Allen	1.8 Mazda MX5	10	12:01.670	1:10.364	77.355	2	75.423
4	395	Paul T Hanks	1.8 Mazda MX5	10	12:10.773	1:10.952	76.714	9	74.483
5	9	John Stewart	1.8 Mazda MX5	10	12:12.489	1:11.976	75.623	2	74.309
6	41	Jim Kennedy	1.8 Mazda MX5	10	12:12.674	1:11.431	76.200	3	74.290
7	311	Stuart Annesley	1.8 Mazda MX5	10	12:13.215	1:11.518	76.107	4	74.235
8	50	Robert McAllister	1.8 Mazda MX5	10	12:46.476	1:13.924	73.630	10	71.014
9	22	Andy Penman	1.8 Mazda MX5	10	12:48.042	1:14.008	73.546	7	70.869
Not classified									
DNS	7	Gregory Radcliffe	1.8 Mazda MX5				-	0	-

Margin of Victory

Avg. Speed

Best Lap Tm

Best Speed

Best Lap by

4.515

75.944

1:09.958

77.804

55 - Craig Ewing

Results provisional until the conclusion of judicial and technical matters

Orbits

Timekeeper: D.Bradfield

Clerk of Course: Chris Edwards

Live timing available at timing.rhwright.co.uk

www.mylaps.com

Printed: 31/08/2024 16:59:47

Licensed to: R.H.Wright Timing



**R.H.
Wright**



500 MRCI Superkart Race Meeting

Superkarts

Kirkistown 500 MRCI 1.512 miles

Qualifying (Q8)

31/08/2024 10:35

Qualifying started at 10:54:25

Lap	Lap Tm	Diff	me of Day
(43) Brian Jones			
1	59.285	+2.572	1:41.543
2	57.156	+0.443	1:38.699
3	56.713		1:35.412
4	57.756	+1.043	1:33.168
5	56.874	+0.161	1:30.042
6	56.726	+0.013	1:26.768
(3) Liam Fox			
1	1:05.433	+8.273	1:21.517
2	1:00.573	+3.413	1:22.090
3	57.196	+0.036	1:19.286
4	57.188	+0.028	1:16.474
5	57.160		1:13.634
(72) Richard Dewart			
1	1:00.307	+2.308	1:42.159
2	58.233	+0.234	1:40.392
3	57.999		1:38.391
4	58.618	+0.619	1:37.009
5	58.288	+0.289	1:35.297
6	58.773	+0.774	1:34.070
7	58.350	+0.351	1:32.420
8	58.357	+0.358	1:30.777
(17) Scott Greenaway			
1	1:11.908	+8.571	1:29.513
2	1:05.766	+2.429	1:35.279
3	1:03.566	+0.229	1:38.845
4	1:03.337		1:42.182
5	1:03.930	+0.593	1:46.112
(19) Philip Mills			
1	1:10.334	+6.572	1:24.101
2	1:07.893	+4.131	1:31.994
3	1:06.204	+2.442	1:38.198
4	1:04.485	+0.723	1:42.683
5	1:03.762		1:46.445
6	1:04.211	+0.449	2:50.656
(86) Eoin Ryan			
1	1:05.981	+1.568	1:24.155
2	1:07.041	+2.628	1:31.196
3	1:05.341	+0.928	1:36.537
4	1:04.413		1:40.950
5	1:04.988	+0.575	1:45.938
6	1:05.240	+0.827	2:51.178
(12) Stephen Drury			
1	1:06.751	+2.288	1:19.207
2	1:05.249	+0.796	1:24.456
3	1:04.913	+0.460	1:29.369
4	1:04.888	+0.435	1:34.257
5	1:04.619	+0.166	1:38.876
6	1:04.453		2:43.329
7	1:04.775	+0.322	3:48.104
8	1:04.584	+0.131	4:52.688
(51) Geoffrey Simms			
1	1:07.419	+2.392	1:26.379
2	1:06.162	+1.135	1:32.541
3	1:06.697	+1.670	1:39.238
4	1:06.410	+1.383	1:45.648
5	1:05.027		1:50.675
(25) Noel Lindsay			
1	1:10.093	+4.853	1:23.535
2	1:08.144	+2.904	1:31.679
3	1:07.170	+1.930	1:38.849
4	1:05.931	+0.691	1:44.780
5	1:05.809	+0.569	1:50.589
6	1:05.240		2:55.829

Lap	Lap Tm	Diff	me of Day
(53) Alan Crossen			
p1	2:04.123	1.652	1:50.953

Lap	Lap Tm	Diff	me of Day
-----	--------	------	-----------

Results provisional until the conclusion of judicial and technical matters

Orbits

Timekeeper: D.Bradfield

Clerk of Course: Chris Edwards

Live timing available at timing.rhwright.com

www.mylaps.com

Printed: 01/09/2024 17:13:22

Licensed to: R.H.Wright Timing



500 MRCI Superkart Race Meeting

Sorted on best lap time

Superkarts

Kirkistown 500 MRCI 1.512 miles

Qualifying (Q8)

31/08/2024 10:35

Qualifying started at 10:54:25

Pos	No.	Name	Make	Best Tm	Diff	In Lap	Best Speed	2nd Best	In Lap
1	43	Brian Jones	Anderson PVP	56.713		3	95.975	56.726	6
2	3	Liam Fox	Anderson PVP	57.160	0.447	5	95.224	57.188	4
3	72	Richard Dewart	Anderson VM	57.999	1.286	3	93.847	58.233	2
4	17	Scott Greenaway	Anderson IAME	1:03.337	6.624	4	85.937	1:03.566	3
5	19	Philip Mills	Anderson TM	1:03.762	7.049	5	85.365	1:04.211	6
6	86	Eoin Ryan	Anderson TM	1:04.413	7.700	4	84.502	1:04.988	5
7	12	Stephen Drury	Anderson Vortex	1:04.453	7.740	6	84.449	1:04.584	8
8	51	Geoffrey Simms	Superkart TM	1:05.027	8.314	5	83.704	1:06.162	2
9	25	Noel Lindsay	Superkart TM	1:05.240	8.527	6	83.431	1:05.809	5
10	53	Alan Crossen	Anderson VM			0	-		0
11	83	Colin Menary	Anderson FPE			0	-		0

Margin of Victory

Avg. Speed

Best Lap Tm

Best Speed

Best Lap by

1:21.911

79.863

56.713

95.975

43 - Brian Jones

Results provisional until the conclusion of judicial and technical matters

Orbits

Timekeeper: Fay Weir

Clerk of Course: Chris Edwards

Live timing available at timing.rhwright.co.uk

www.mylaps.com

Licensed to: R.H.Wright Timing

Printed: 31/08/2024 11:07:33



R.H.
Wright



500 MRCI Superkart Race Meeting

Superkarts

Kirkistown 500 MRCI 1.512 miles

Race 1 (R5)

31/08/2024 12:40

Race (8:00 and 1 Laps) started at 12:41:55

Lap	Lap Tm	Diff	me of Day
(53) Alan Crossen			
1	59.509	+3.207	1:55.133
2	57.414	+1.112	1:52.547
3	56.595	+0.293	1:49.142
4	56.599	+0.297	1:45.741
5	56.302		1:42.043
6	56.516	+0.214	1:38.559
7	56.498	+0.196	1:35.057
8	56.731	+0.429	1:31.788
9	56.855	+0.553	1:28.643
10	57.446	+1.144	1:26.089
(3) Liam Fox			
1	1:00.397	+4.123	1:55.918
2	56.971	+0.697	1:52.889
3	56.655	+0.381	1:49.544
4	56.677	+0.403	1:46.221
5	56.274		1:42.495
6	56.386	+0.112	1:38.881
7	56.893	+0.619	1:35.774
8	57.054	+0.780	1:32.828
9	57.764	+1.490	1:30.592
10	59.055	+2.781	1:29.647
(72) Richard Dewart			
1	1:00.882	+3.072	1:56.025
2	57.810		1:54.435
3	58.747	+0.937	1:53.182
4	58.368	+0.558	1:51.550
5	58.224	+0.414	1:49.774
6	59.141	+1.331	1:48.915
7	58.492	+0.682	1:47.407
8	58.794	+0.984	1:46.201
9	58.514	+0.704	1:44.715
10	58.628	+0.818	1:43.343
(83) Colin Menary			
1	1:01.117	+2.574	1:57.174
2	1:03.753	+5.210	1:00.927
3	1:01.118	+2.575	1:02.045
4	1:02.495	+3.952	1:04.540
5	59.712	+1.169	1:04.252
6	59.257	+0.714	1:03.509
7	58.543		1:02.052
8	59.642	+1.099	1:01.694
9	59.644	+1.101	1:01.338
10	1:00.460	+1.917	1:01.798
(19) Philip Mills			
1	1:05.285	+1.837	1:02.246
2	1:03.506	+0.058	1:05.752
3	1:03.448		1:09.200
4	1:03.621	+0.173	1:12.821
5	1:03.659	+0.211	1:16.480
6	1:04.060	+0.612	1:20.540
7	1:04.149	+0.701	1:24.689
8	1:04.654	+1.206	1:29.343
9	1:03.976	+0.528	1:33.319
(43) Brian Jones			
1	59.974	+3.488	1:55.461
2	56.506		1:51.967
3	1:04.599	+8.093	1:56.566
4	1:09.100	+12.594	1:05.666
5	1:00.738	+4.232	1:06.404
6	1:09.561	+13.055	1:15.965
7	1:03.245	+6.739	1:19.210
8	1:01.869	+5.363	1:21.079
9	1:15.660	+19.154	1:36.739
(86) Eoin Ryan			
1	1:07.210	+3.128	1:04.563
2	1:04.793	+0.711	1:09.356

Lap	Lap Tm	Diff	me of Day
3	1:04.411	+0.329	1:13.767
4	1:05.008	+0.926	1:18.775
5	1:04.394	+0.312	1:23.169
6	1:04.183	+0.101	1:27.352
7	1:04.795	+0.713	1:32.147
8	1:04.925	+0.843	1:37.072
9	1:04.082		1:41.154
(25) Noel Lindsay			
1	1:06.517	+2.587	1:03.999
2	1:05.592	+1.662	1:09.591
3	1:04.694	+0.764	1:14.285
4	1:04.814	+0.884	1:19.099
5	1:04.818	+0.888	1:23.917
6	1:04.299	+0.369	1:28.216
7	1:04.401	+0.471	1:32.617
8	1:04.979	+1.049	1:37.596
9	1:03.930		1:41.526
(51) Geoffrey Simms			
1	1:07.368	+2.918	1:04.943
2	1:04.948	+0.498	1:09.891
3	1:05.033	+0.583	1:14.924
4	1:04.646	+0.196	1:19.570
5	1:04.986	+0.536	1:24.556
6	1:04.561	+0.111	1:29.117
7	1:04.500	+0.050	1:33.617
8	1:04.664	+0.214	1:38.281
9	1:04.450		1:42.731
(17) Scott Greenaway			
1	1:04.834	+2.365	1:01.705
2	1:02.752	+0.283	1:04.457
3	1:02.946	+0.477	1:07.403
4	1:02.791	+0.322	1:10.194
5	1:02.469		1:12.663
6	1:02.851	+0.382	1:15.514
7	1:02.593	+0.124	1:18.107
8	1:02.999	+0.530	1:21.106
9	1:04.332	+1.863	1:25.438
(12) Stephen Drury			
1	1:06.558	+2.489	1:03.902
2	1:05.744	+1.675	1:09.646
3	1:04.069		1:13.715
4	1:05.034	+0.965	1:18.749
5	1:04.244	+0.175	1:22.993
6	1:04.834	+0.765	1:27.827
7	1:04.728	+0.659	1:32.555
8	1:05.030	+0.961	1:37.585

Lap	Lap Tm	Diff	me of Day
-----	--------	------	-----------

Results provisional until the conclusion of judicial and technical matters

Orbits

Timekeeper: D.Bradfield

Clerk of Course: Chris Edwards

www.mylaps.com

Live timing available at timing.rhwright.

Licensed to: R.H.Wright Timing

Printed: 01/09/2024 17:13:34



500 MRCI Superkart Race Meeting

Superkarts

Kirkistown 500 MRCI 1.512 miles

Race 1 (R5)

31/08/2024 12:40

Race (8:00 and 1 Laps)

8	51	25
	15	16
7	86	12
	13	14
6	17	19
	11	12
5	9	10
4	7	8
3	83	6
	5	53
2	72	4
	3	3
1	43	2
	1	

POLE POSITION



Results provisional until the conclusion of judicial and technical matters

Orbits

Timekeeper: D.Bradfield

Clerk of Course: Chris Edwards

Live timing available at timing.rhwright.co.uk

www.mylaps.com

Licensed to: R.H.Wright Timing

Printed: 31/08/2024 11:10:04



500 MRCI Superkart Race Meeting

Sorted on Laps

Superkarts

Kirkistown 500 MRCI 1.512 miles

Race 1 (R5)

31/08/2024 12:40

Race (8:00 and 1 Laps) started at 12:41:55

Pos	No.	Name	Make	Laps	Total Tm	Best Tm	Best Speed	In Lap	Avg. Speed
125 Superkarts									
1	19	Philip Mills	Anderson TM	9	9:37.832	1:03.448	85.787	3	84.778
2	86	Eoin Ryan	Anderson TM	9	9:45.667	1:04.082	84.938	9	83.643
3	25	Noel Lindsay	Superkart TM	9	9:46.039	1:03.930	85.140	9	83.590
4	51	Geoffrey Simms	Superkart TM	9	9:47.244	1:04.450	84.453	9	83.419
Not classified									
DNF	17	Scott Greenaway	Anderson IAME	9	9:29.951	1:02.469	87.132	5	85.950
DNF	12	Stephen Drury	Anderson Vortex	8	8:42.098	1:04.069	84.956	3	83.402
250 Superkart									
1	72	Richard Dewart	Anderson VM	10	9:47.856	57.810	94.154	2	92.591
250 Superkarts									
1	53	Alan Crossen	Anderson VM	10	9:30.602	56.302	96.675	5	95.391
2	3	Liam Fox	Anderson PVP	10	9:34.160	56.274	96.724	5	94.800
3	83	Colin Menary	Anderson FPE	10	10:06.311	58.543	92.975	7	89.773
4	43	Brian Jones	Anderson PVP	9	9:41.252	56.506	96.326	2	84.279

Margin of Victory	Avg. Speed	Best Lap Tm	Best Speed	Best Lap by
3.558	95.391	56.274	96.724	3 - Liam Fox

Results provisional until the conclusion of judicial and technical matters

Orbits

Timekeeper: Fay Weir

Clerk of Course: Chris Edwards

Live timing available at timing.rhwright.co.uk

www.mylaps.com

Licensed to: R.H.Wright Timing

Printed: 31/08/2024 13:22:51



R.H.
Wright



500 MRCI Superkart Race Meeting

Superkarts

Kirkistown 500 MRCI 1.512 miles

Race 2 (R11)

31/08/2024 15:25

Race (8:00 and 1 Laps) started at 15:35:12

Lap	Lap Tm	Diff	me of Day
(53) Alan Crossen			
1	1:00.014	+3.443	1:12.141
2	56.728	+0.157	1:08.869
3	56.571		1:05.440
4	56.841	+0.270	1:02.281
5	57.167	+0.596	1:09.448
6	56.966	+0.395	1:06.414
7	57.377	+0.806	1:03.791
8	57.599	+1.028	1:01.390
9	58.097	+1.526	1:09.487
10	58.198	+1.627	1:07.685
(3) Liam Fox			
1	1:00.993	+4.228	1:13.097
2	57.528	+0.763	1:10.625
3	56.765		1:07.390
4	57.443	+0.678	1:04.833
5	57.335	+0.570	1:02.168
6	57.266	+0.501	1:09.434
7	57.344	+0.579	1:06.778
8	57.590	+0.825	1:04.368
9	57.158	+0.393	1:01.526
10	57.346	+0.581	1:08.872
(83) Colin Menary			
1	1:02.013	+3.642	1:14.291
2	58.776	+0.405	1:13.067
3	58.459	+0.088	1:11.526
4	58.754	+0.383	1:10.280
5	58.845	+0.474	1:09.125
6	58.371		1:07.496
7	58.616	+0.245	2:06.112
8	58.543	+0.172	1:04.655
9	58.420	+0.049	1:03.075
10	59.164	+0.793	1:02.239
(43) Brian Jones			
1	1:00.245	+3.799	1:12.666
2	56.801	+0.355	1:09.467
3	56.446		1:05.913
4	59.362	+2.916	1:05.275
5	56.930	+0.484	1:02.205
6	1:02.758	+6.312	1:04.963
7	1:05.277	+8.831	1:10.240
8	1:00.007	+3.561	1:10.247
9	1:06.200	+9.754	1:16.447
10	1:07.279	+10.833	1:23.726
(17) Scott Greenaway			
1	1:06.424	+3.694	1:19.973
2	1:03.539	+0.809	1:23.512
3	1:04.156	+1.426	1:27.668
4	1:03.392	+0.662	1:31.060
5	1:04.333	+1.603	1:35.393
6	1:03.932	+1.202	1:39.325
7	1:03.125	+0.395	1:42.450
8	1:02.730		1:45.180
9	1:02.991	+0.261	1:48.171
(19) Philip Mills			
1	1:05.341	+1.756	1:18.446
2	1:04.837	+1.252	1:23.283
3	1:03.585		1:26.868
4	1:03.907	+0.322	1:30.775
5	1:04.387	+0.802	1:35.162
6	1:04.340	+0.755	1:39.502
7	1:03.790	+0.205	1:43.292
8	1:03.653	+0.068	1:46.945
9	1:04.162	+0.577	1:51.107
(86) Eoin Ryan			
1	1:06.115	+2.569	1:19.311
2	1:04.015	+0.469	1:23.326

Lap	Lap Tm	Diff	me of Day
3	1:04.034	+0.488	1:27.360
4	1:03.546		1:30.906
5	1:04.100	+0.554	1:35.006
6	1:04.179	+0.633	1:39.185
7	1:03.552	+0.006	1:42.737
8	1:03.808	+0.262	1:46.545
9	1:04.857	+1.311	1:51.402
(25) Noel Lindsay			
1	1:06.672	+2.307	1:20.082
2	1:04.499	+0.134	1:24.581
3	1:04.365		1:28.946
4	1:04.623	+0.258	1:33.569
5	1:04.649	+0.284	1:38.218
6	1:04.603	+0.238	1:42.821
7	1:04.543	+0.178	1:47.364
8	1:04.762	+0.397	1:52.126
9	1:04.484	+0.119	1:56.610
(51) Geoffrey Simms			
1	1:07.758	+2.965	1:21.076
2	1:04.793		1:25.869
3	1:05.277	+0.484	1:31.146
4	1:05.262	+0.469	1:36.408
5	1:05.859	+1.066	1:42.267
6	1:06.039	+1.246	1:48.306
7	1:06.286	+1.493	1:54.592
8	1:06.191	+1.398	1:00.783
9	1:07.299	+2.506	1:08.082
(72) Richard Dewart			
1	1:01.865	+3.374	1:14.201
2	58.586	+0.095	1:12.787
3	58.491		1:11.278
4	59.196	+0.705	1:10.474
5	59.424	+0.933	1:09.898
6	59.429	+0.938	1:09.327
7	58.784	+0.293	2:08.111

Lap	Lap Tm	Diff	me of Day
-----	--------	------	-----------

Results provisional until the conclusion of judicial and technical matters

Orbits

Timekeeper: D.Bradfield

Clerk of Course: Chris Edwards

www.mylaps.com

Live timing available at timing.rhwright.

Licensed to: R.H.Wright Timing

Printed: 01/09/2024 17:13:42



500 MRCI Superkart Race Meeting

Superkarts

Kirkistown 500 MRCI 1.512 miles


Race 2 (R11)

31/08/2024 15:25

Race (8:00 and 1 Laps)

8	17	12
	15	16
7	25	51
	13	14
6	19	86
	11	12
5	9	10
4	7	8
3	43	6
	5	83
2	72	4
	3	3
1	53	2
	1	

POLE POSITION



Results provisional until the conclusion of judicial and technical matters

Orbits

Timekeeper: D.Bradfield

Clerk of Course: Chris Edwards

Live timing available at timing.rhwright.co.uk

www.mylaps.com

Licensed to: R.H.Wright Timing

Printed: 31/08/2024 13:26:12



500 MRCI Superkart Race Meeting

Sorted on Laps

Superkarts

Kirkistown 500 MRCI 1.512 miles

Race 2 (R11)

31/08/2024 15:25

Race (8:00 and 1 Laps) started at 15:35:12

Pos	No.	Name	Make	Laps	Total Tm	Best Tm	Best Speed	In Lap	Avg. Speed
125 Superkarts									
1	17	Scott Greenaway	Anderson IAME	9	9:36.067	1:02.730	86.769	8	85.037
2	19	Philip Mills	Anderson TM	9	9:39.003	1:03.585	85.602	3	84.606
3	86	Eoin Ryan	Anderson TM	9	9:39.298	1:03.546	85.655	4	84.563
4	25	Noel Lindsay	Superkart TM	9	9:44.506	1:04.365	84.565	3	83.810
5	51	Geoffrey Simms	Superkart TM	9	9:55.978	1:04.793	84.006	2	82.196
Not classified									
DNF	12	Stephen Drury	Anderson Vortex				-	0	-
Not classified									
DNF	72	Richard Dewart	Anderson VM	7	6:56.007	58.491	93.057	3	91.588
250 Superkarts									
1	53	Alan Crossen	Anderson VM	10	9:35.581	56.571	96.216	3	94.566
2	3	Liam Fox	Anderson PVP	10	9:36.768	56.765	95.887	3	94.371
3	83	Colin Menary	Anderson FPE	10	9:50.135	58.371	93.249	6	92.233
4	43	Brian Jones	Anderson PVP	10	10:11.622	56.446	96.429	3	88.993

Margin of Victory	Avg. Speed	Best Lap Tm	Best Speed	Best Lap by
1.187	94.566	56.446	96.429	43 - Brian Jones

Results provisional until the conclusion of judicial and technical matters

Orbits

Timekeeper: Fay Weir

Clerk of Course: Chris Edwards

Live timing available at timing.rhwright.co.uk

www.mylaps.com

Licensed to: R.H.Wright Timing

Printed: 31/08/2024 15:46:24



**R.H.
Wright**



500 MRCI Superkart Race Meeting

Superkarts

Kirkistown 500 MRCI 1.512 miles

Race 3 (R17)

31/08/2024 17:55

Race (8:00 and 1 Laps) started at 17:45:20

Lap	Lap Tm	Diff	me of Day
(3) Liam Fox			
1	1:00.960	+4.174	1:21.763
2	57.034	+0.248	1:18.797
3	56.786		1:15.583
4	57.131	+0.345	1:12.714
5	57.120	+0.334	1:09.834
6	57.530	+0.744	1:07.364
7	56.879	+0.093	1:04.243
8	56.972	+0.186	1:01.215
9	59.818	+3.032	1:01.033
10	58.485	+1.699	1:59.518
(17) Scott Greenaway			
1	1:06.335	+3.558	1:27.637
2	1:04.013	+1.236	1:31.650
3	1:03.536	+0.759	1:35.186
4	1:03.163	+0.386	1:38.349
5	1:03.113	+0.336	1:41.462
6	1:02.777		1:44.239
7	1:02.863	+0.086	1:47.102
8	1:03.963	+1.186	1:51.065
9	1:03.760	+0.983	1:54.825
10	1:04.156	+1.379	1:58.981
(19) Philip Mills			
1	1:08.396	+5.167	1:29.785
2	1:03.713	+0.484	1:33.498
3	1:03.917	+0.688	1:37.415
4	1:03.328	+0.099	1:40.743
5	1:03.229		1:43.972
6	1:03.480	+0.251	1:47.452
7	1:03.554	+0.325	1:51.006
8	1:03.842	+0.613	1:54.848
9	1:04.688	+1.459	1:59.536
(86) Eoin Ryan			
1	1:06.534	+3.123	1:27.964
2	1:04.018	+0.607	1:31.982
3	1:03.721	+0.310	1:35.703
4	1:03.421	+0.010	1:39.124
5	1:03.411		1:42.535
6	1:03.824	+0.413	1:46.359
7	1:04.354	+0.943	1:50.713
8	1:04.990	+1.579	1:55.703
9	1:04.121	+0.710	1:59.824
(25) Noel Lindsay			
1	1:08.444	+5.024	1:29.918
2	1:04.306	+0.886	1:34.224
3	1:03.420		1:37.644
4	1:03.874	+0.454	1:41.518
5	1:03.506	+0.086	1:45.024
6	1:03.621	+0.201	1:48.645
7	1:03.820	+0.400	1:52.465
8	1:03.559	+0.139	1:56.024
9	1:04.102	+0.682	1:00.126
(53) Alan Crossen			
1	1:01.047	+2.183	1:21.898
2	58.864		1:20.762
3	1:04.139	+5.275	1:24.901
4	1:07.144	+8.280	1:32.045
5	1:06.527	+7.663	1:38.572
6	1:07.883	+9.019	1:46.455
7	1:10.459	+11.595	1:56.914
8	1:09.251	+10.387	1:06.165
9	1:09.880	+11.016	1:16.045
(51) Geoffrey Simms			
1	1:08.722	+3.633	1:30.188
2	1:05.269	+0.180	1:35.457
3	1:05.705	+0.616	1:41.162
4	1:05.089		1:46.251

Lap	Lap Tm	Diff	me of Day
5	1:05.794	+0.705	1:52.045
6	1:05.535	+0.446	1:57.580
7	1:06.228	+1.139	1:03.808
8	1:07.927	+2.838	1:11.735
9	1:07.011	+1.922	1:18.746
(83) Colin Menary			
1	1:02.485	+3.772	1:23.481
2	59.586	+0.873	1:23.067
3	58.713		1:21.780
4	59.018	+0.305	1:20.798
5	59.024	+0.311	1:19.822
6	58.918	+0.205	1:18.740
7	59.778	+1.065	1:18.518

Lap	Lap Tm	Diff	me of Day
-----	--------	------	-----------

Results provisional until the conclusion of judicial and technical matters

Orbits

Timekeeper: D.Bradfield

Clerk of Course: Chris Edwards

Live timing available at timing.rhwright.com

www.mylaps.com

Printed: 01/09/2024 17:13:51

Licensed to: R.H.Wright Timing



500 MRCI Superkart Race Meeting

Superkarts

Kirkistown 500 MRCI 1.512 miles


Race 3 (R17)

31/08/2024 17:55

Race (8:00 and 1 Laps)

8	51	12
	15	16
7	86	25
	13	14
6	17	19
	11	12
5	9	10
4	7	8
3	72	6
	5	43
2	83	4
	3	3
1	53	2
	1	

POLE POSITION



Results provisional until the conclusion of judicial and technical matters

Orbits

Timekeeper: D.Bradfield

Clerk of Course: Chris Edwards

Live timing available at timing.rhwright.co.uk

www.mylaps.com

Licensed to: R.H.Wright Timing

Printed: 31/08/2024 15:48:26



500 MRCI Superkart Race Meeting

Sorted on Laps

Superkarts

Kirkistown 500 MRCI 1.512 miles

Race 3 (R17)

31/08/2024 17:55

Race (8:00 and 1 Laps) started at 17:45:20

Pos	No.	Name	Make	Laps	Total Tm	Best Tm	Best Speed	In Lap	Avg. Speed
125 Superkarts									
1	17	Scott Greenaway	Anderson IAME	10	10:38.178	1:02.777	86.704	6	85.290
2	19	Philip Mills	Anderson TM	9	9:38.733	1:03.229	86.084	5	84.646
3	86	Eoin Ryan	Anderson TM	9	9:39.021	1:03.411	85.837	5	84.603
4	25	Noel Lindsay	Superkart TM	9	9:39.323	1:03.420	85.825	3	84.559
5	51	Geoffrey Simms	Superkart TM	9	9:57.943	1:05.089	83.624	4	81.926
Not classified									
DNF	12	Stephen Drury	Anderson Vortex				-	0	-
Not classified									
DNF	72	Richard Dewart	Anderson VM				-	0	-
250 Superkarts									
1	3	Liam Fox	Anderson PVP	10	9:38.715	56.786	95.851	3	94.054
2	53	Alan Crossen	Anderson VM	9	9:55.242	58.864	92.468	2	82.298
Not classified									
DNF	83	Colin Menary	Anderson FPE	7	6:57.715	58.713	92.706	3	91.213
DNF	43	Brian Jones	Anderson PVP				-	0	-

Margin of Victory	Avg. Speed	Best Lap Tm	Best Speed	Best Lap by
59.463	94.054	56.786	95.851	3 - Liam Fox

Results provisional until the conclusion of judicial and technical matters

Orbits

Timekeeper: Fay Weir

Clerk of Course: Chris Edwards

Live timing available at timing.rhwright.co.uk

www.mylaps.com

Licensed to: R.H.Wright Timing

Printed: 31/08/2024 17:57:45