



**R.H.
Wright**



500 MRCI "End of Season" Race Meeting

Formula Ford 1600

Kirkistown 500 MRCI 1.512 miles

Qualifying (Q6)

28/09/2024 10:00

Qualifying started at 10:14:49

Lap	Lap Tm	Diff	me of Day
(26) Jason Smyth			
1	1:02.731	+1.515	1:08.628
2	1:04.948	+3.732	1:13.576
3	1:04.548	+3.332	1:18.124
4	1:03.882	+2.666	1:22.006
5	1:01.437	+0.221	1:23.443
6	1:01.216		1:24.659
7	1:03.012	+1.796	1:27.671
8	1:10.595	+9.379	1:38.266
9	1:01.505	+0.289	1:39.771
(99) Jordan Kelly			
1	1:02.661	+1.384	1:07.892
2	1:01.592	+0.315	1:09.284
3	1:10.063	+8.786	1:19.347
4	1:07.404	+6.127	1:26.751
5	1:01.774	+0.497	1:28.525
6	1:01.751	+0.474	1:30.276
7	1:01.478	+0.201	1:31.754
8	1:01.277		1:33.031
9	1:02.600	+1.323	1:35.631
(28) David McCullough			
1	1:02.724	+1.351	1:07.593
2	1:08.964	+7.591	1:16.557
3	1:02.338	+0.965	1:18.895
4	1:01.873	+0.500	1:20.768
5	1:01.728	+0.355	1:22.496
6	1:07.850	+6.477	1:30.346
7	1:02.072	+0.699	1:32.418
8	1:01.373		1:33.791
(55) Noel Robinson			
1	1:03.154	+1.757	1:16.971
2	1:02.503	+1.106	1:19.474
3	1:01.779	+0.382	1:21.253
4	1:02.033	+0.636	1:23.286
5	1:01.787	+0.390	1:25.073
6	1:01.494	+0.097	1:26.567
7	1:02.001	+0.604	1:28.568
8	1:01.397		1:29.965
9	1:01.688	+0.291	1:31.653
(33) Donal Downey			
1	1:03.727	+1.968	1:06.894
2	1:02.213	+0.454	1:09.107
3	1:05.633	+3.874	1:14.740
4	1:04.752	+2.993	1:19.492
5	1:02.047	+0.288	1:21.539
6	1:01.759		1:23.298
7	1:03.078	+1.319	1:26.376
8	1:02.283	+0.524	1:28.659
9	1:03.851	+2.092	1:32.510
(27) Stephen Connor			
1	1:02.764	+0.996	1:10.551
2	1:02.273	+0.505	1:12.824
3	1:02.346	+0.578	1:15.170
4	1:02.051	+0.283	1:17.221
5	1:02.284	+0.516	1:19.505
6	1:03.577	+1.809	1:23.082
7	1:05.128	+3.360	1:28.210
8	1:01.881	+0.113	1:30.091
9	1:01.768		1:31.859
(18) Alan Davidson			
1	1:03.044	+0.487	1:05.379
2	1:03.949	+1.392	1:09.328
3	1:02.772	+0.215	1:12.100
4	1:02.629	+0.072	1:14.729
5	1:02.557		1:17.286
6	1:03.260	+0.703	1:20.546

Lap	Lap Tm	Diff	me of Day
(46) Mark McKenna			
1	1:08.186	+5.523	1:20.768
2	1:03.900	+1.237	1:24.668
3	1:08.423	+5.760	1:33.091
4	1:02.893	+0.230	1:35.984
5	1:04.379	+1.716	1:40.363
6	1:03.251	+0.588	1:43.614
7	1:02.803	+0.140	1:46.417
8	1:02.663		1:49.080
(89) Philip Harris			
1	1:04.493	+1.609	1:21.670
2	1:02.884		1:24.554
3	1:03.494	+0.610	1:28.048
4	1:03.978	+1.094	1:32.026
5	1:03.523	+0.639	1:35.549
6	1:03.982	+1.098	1:39.531
7	1:03.375	+0.491	1:42.906
8	1:03.126	+0.242	1:46.032
9	1:03.387	+0.503	1:49.419
(7) Tony Greenan			
1	1:04.332	+1.402	1:18.243
2	1:03.881	+0.951	1:22.124
3	1:05.665	+2.735	1:27.789
4	1:04.101	+1.171	1:31.890
5	1:03.263	+0.333	1:35.153
6	1:05.136	+2.206	1:40.289
7	1:03.147	+0.217	1:43.436
8	1:02.930		1:46.366
9	1:02.959	+0.029	1:49.325
(9) Andrew Noble			
1	1:05.125	+2.130	1:41.526
2	1:23.773	+20.778	1:05.299
3	1:03.209	+0.214	1:08.508
4	1:03.139	+0.144	1:11.647
5	1:11.028	+8.033	1:22.675
6	1:03.091	+0.096	1:25.766
7	1:02.995		1:28.761
8	1:04.792	+1.797	1:33.553
(23) David Nicholl			
1	1:07.045	+2.440	1:34.308
2	1:05.869	+1.264	1:40.177
3	1:06.235	+1.630	1:46.412
4	1:05.648	+1.043	1:52.060
5	1:04.605		1:56.665
6	1:05.752	+1.147	1:02.417
7	1:04.688	+0.083	1:07.105
8	1:05.255	+0.650	1:12.360
(12) Allan McBurney			
1	1:06.913	+1.993	1:34.857
2	1:05.815	+0.895	1:40.672
3	1:05.434	+0.514	1:46.106
4	1:05.143	+0.223	1:51.249
5	1:04.921	+0.001	1:56.170
6	1:05.271	+0.351	1:01.441
7	1:05.868	+0.948	1:07.309
8	1:04.920		1:12.229
(90) Henry Campbell			
1	1:07.170	+2.054	1:36.831
2	1:05.992	+0.876	1:42.823
3	1:05.281	+0.165	1:48.104
4	1:05.124	+0.008	1:53.228
5	1:06.178	+1.062	1:59.406
6	1:05.292	+0.176	1:04.698
7	1:05.663	+0.547	1:10.361
8	1:05.116		1:15.477
(45) Bob Scanlon			
1	1:07.952	+2.695	1:41.283

Lap	Lap Tm	Diff	me of Day
(16) Damien McGouran			
2	1:07.900	+2.643	1:49.183
3	1:07.240	+1.983	1:56.423
4	1:06.341	+1.084	1:02.764
5	1:06.096	+0.839	1:08.860
6	1:06.035	+0.778	1:14.895
7	1:05.853	+0.596	1:20.748
8	1:05.257		1:26.005
(16) Damien McGouran			
1	1:25.548	+14.282	1:03.996
2	1:16.647	+5.381	1:20.643
3	1:12.714	+1.448	1:33.357
4	1:12.551	+1.285	1:45.908
5	1:13.026	+1.760	1:58.934
6	1:12.577	+1.311	4:11.511
7	1:11.266		1:22.777

Results provisional until the conclusion of judicial and technical matters

Orbits

Timekeeper: D.Bradfield

Clerk of Course: Chris Edwards

Live timing available at timing.rhwright.com

www.mylaps.com

Printed: 29/09/2024 15:08:47

Licensed to: R.H.Wright Timing



500 MRCI "End of Season" Race Meeting

Sorted on best lap time

Formula Ford 1600

Kirkistown 500 MRCI 1.512 miles

Qualifying (Q6)

28/09/2024 10:00

Qualifying started at 10:14:49

Pos	No.	Name	Make	Best Tm	Diff	In Lap	Best Speed	2nd Best	In Lap
1	26	Jason Smyth	Van Diemen RF08	1:01.216		6	88.915	1:01.437	5
2	99	Jordan Kelly	Van Diemen RF08	1:01.277	0.061	8	88.826	1:01.478	7
3	28	David McCullough	Van Diemen RF00	1:01.373	0.157	8	88.688	1:01.728	5
4	55	Noel Robinson	Van Diemen JL12	1:01.397	0.181	8	88.653	1:01.494	6
5	33	Donal Downey	Ray GR20	1:01.759	0.543	6	88.133	1:02.047	5
6	27	Stephen Connor	Van Diemen RF90	1:01.768	0.552	9	88.120	1:01.881	8
7	18	Alan Davidson	Mondiale M89S	1:02.557	1.341	5	87.009	1:02.629	4
8	46	Mark McKenna	Crossle 45F	1:02.663	1.447	8	86.862	1:02.803	7
9	89	Philip Harris	Mondiale M89T	1:02.884	1.668	2	86.557	1:03.126	8
10	7	Tony Greenan	Mondiale M94S	1:02.930	1.714	8	86.493	1:02.959	9
11	9	Andrew Noble	Van Diemen JL012K	1:02.995	1.779	7	86.404	1:03.091	6
12	23	David Nicholl	Reynard FF89	1:04.605	3.389	5	84.251	1:04.688	7
13	12	Allan McBurney	Van Diemen RF89	1:04.920	3.704	8	83.842	1:04.921	5
14	90	Henry Campbell	Reynard FF89	1:05.116	3.900	8	83.590	1:05.124	4
15	45	Bob Scanlon	Crossle 45F	1:05.257	4.041	8	83.409	1:05.853	7
16	16	Damien McGouran	Crossle 16F	1:11.266	10.050	7	76.376	1:12.551	4

Results provisional until the conclusion of judicial and technical matters

Orbits

Timekeeper: D.Bradfield

Clerk of Course: Chris Edwards

Live timing available at timing.rhwright.co.uk

www.mylaps.com

Licensed to: R.H.Wright Timing

Printed: 28/09/2024 10:26:22



**R.H.
Wright**



500 MRCI "End of Season" Race Meeting

Formula Ford 1600

Kirkistown 500 MRCI 1.512 miles

Race 1 (R7)

28/09/2024 13:30

Race (12:00 and 1 Laps) started at 13:25:16

Lap	Lap Tm	Diff	me of Day
(26) Jason Smyth			
1	1:07.272	+5.978	1:25.461
2	1:01.952	+0.658	1:27.413
3	1:01.683	+0.389	1:29.096
4	1:01.661	+0.367	1:30.757
5	1:01.380	+0.086	1:32.137
6	1:01.483	+0.189	1:33.620
7	1:01.863	+0.569	1:35.483
8	1:01.294		1:36.777
9	1:01.404	+0.110	1:38.181
(27) Stephen Connor			
1	1:06.284	+4.955	1:25.826
2	1:02.139	+0.810	1:27.965
3	1:01.800	+0.471	1:29.765
4	1:01.913	+0.584	1:31.678
5	1:01.786	+0.457	1:33.464
6	1:01.855	+0.526	1:35.319
7	1:01.370	+0.041	1:36.689
8	1:01.329		1:38.018
9	1:01.676	+0.347	1:39.694
(28) David McCullough			
1	1:06.575	+4.943	1:25.820
2	1:02.112	+0.480	1:27.732
3	1:02.155	+0.523	1:29.887
4	1:01.716	+0.084	1:31.603
5	1:02.163	+0.521	1:33.756
6	1:02.013	+0.381	1:35.769
7	1:01.632		1:37.401
8	1:01.668	+0.036	1:39.069
9	1:01.750	+0.118	1:40.819
(99) Jordan Kelly			
1	1:07.615	+6.552	1:26.221
2	1:01.896	+0.833	1:28.117
3	1:01.871	+0.808	1:29.988
4	1:01.902	+0.839	1:31.890
5	1:01.406	+0.343	1:33.296
6	1:01.494	+0.431	1:34.790
7	1:01.536	+0.473	1:36.326
8	1:01.063		1:37.389
9	1:03.453	+2.390	1:40.842
(55) Noel Robinson			
1	1:07.441	+5.033	1:26.465
2	1:02.583	+0.175	1:29.048
3	1:02.795	+0.387	1:31.843
4	1:02.813	+0.405	1:34.656
5	1:02.928	+0.520	1:37.584
6	1:04.202	+1.794	1:41.786
7	1:02.438	+0.030	1:44.224
8	1:02.765	+0.357	1:46.989
9	1:02.408		1:49.397
(33) Donal Downey			
1	1:07.700	+5.434	1:27.154
2	1:02.766	+0.500	1:29.920
3	1:02.266		1:32.186
4	1:02.813	+0.547	1:34.999
5	1:02.954	+0.688	1:37.953
6	1:02.842	+0.576	1:40.795
7	1:03.466	+1.200	1:44.261
8	1:03.423	+1.157	1:47.684
9	1:02.852	+0.586	1:50.536
(18) Alan Davidson			
1	1:07.032	+4.985	1:27.036
2	1:02.674	+0.627	1:29.710
3	1:02.047		1:31.757
4	1:02.493	+0.446	1:34.250
5	1:02.931	+0.884	1:37.181
6	1:03.496	+1.449	1:40.677

Lap	Lap Tm	Diff	me of Day
7	1:03.257	+1.210	1:43.934
8	1:03.643	+1.596	1:47.577
9	1:03.247	+1.200	1:50.824
(7) Tony Greenan			
1	1:09.000	+6.112	1:29.694
2	1:03.610	+0.722	1:33.304
3	1:02.890	+0.002	1:36.194
4	1:03.978	+1.090	1:40.172
5	1:03.143	+0.255	1:43.315
6	1:02.911	+0.023	1:46.226
7	1:03.088	+0.200	1:49.314
8	1:03.487	+0.599	1:52.801
9	1:02.888		1:55.689
(89) Philip Harris			
1	1:07.532	+4.324	1:28.277
2	1:03.559	+0.351	1:31.836
3	1:04.206	+0.998	1:36.042
4	1:04.286	+1.078	1:40.328
5	1:03.915	+0.707	1:44.243
6	1:04.457	+1.249	1:48.700
7	1:03.865	+0.657	1:52.565
8	1:03.579	+0.371	1:56.144
9	1:03.208		1:59.352
(9) Andrew Noble			
1	1:08.985	+6.103	1:30.137
2	1:03.622	+0.740	1:33.759
3	1:03.058	+0.176	1:36.817
4	1:03.764	+0.882	1:40.581
5	1:03.773	+0.891	1:44.354
6	1:04.469	+1.587	1:48.823
7	1:03.839	+0.957	1:52.662
8	1:03.921	+1.039	1:56.583
9	1:02.882		1:59.465
(46) Mark McKenna			
1	1:08.801	+6.228	1:29.404
2	1:04.630	+2.057	1:34.034
3	1:03.094	+0.521	1:37.128
4	1:03.789	+1.216	1:40.917
5	1:03.693	+1.120	1:44.610
6	1:04.450	+1.877	1:49.060
7	1:03.975	+1.402	1:53.035
8	1:04.170	+1.597	1:57.205
9	1:02.573		1:59.778
(23) David Nicholl			
1	1:09.836	+5.322	1:30.771
2	1:04.514		1:35.285
3	1:04.867	+0.353	1:40.152
4	1:04.909	+0.395	1:45.061
5	1:05.432	+0.918	1:50.493
6	1:04.921	+0.407	1:55.414
7	1:06.589	+2.075	1:02.003
8	1:05.794	+1.280	1:07.797
9	1:05.307	+0.793	1:13.104
(90) Henry Campbell			
1	1:10.074	+5.037	1:31.605
2	1:05.589	+0.552	1:37.194
3	1:05.665	+0.628	1:42.859
4	1:05.585	+0.548	1:48.444
5	1:05.904	+0.867	1:54.348
6	1:05.266	+0.229	1:59.614
7	1:05.496	+0.459	1:05.110
8	1:05.240	+0.203	1:10.350
9	1:05.037		1:15.387
(16) Damien McGouran			
1	1:17.827	+5.823	1:40.074
2	1:12.147	+0.143	1:52.221
3	1:12.004		1:04.225

Lap	Lap Tm	Diff	me of Day
4	1:12.754	+0.750	1:16.979
5	1:12.437	+0.433	1:29.416
6	1:13.947	+1.943	1:43.363
7	1:14.784	+2.780	1:58.147
8	1:12.704	+0.700	1:10.851
(45) Bob Scanlon			
1	1:11.183	+6.302	1:32.734
2	1:05.801	+0.920	1:38.535
3	1:05.499	+0.618	1:44.034
4	1:04.881		1:48.915
5	1:12.444	+7.563	1:01.359
6	1:07.135	+2.254	1:08.494
7	1:06.393	+1.512	1:14.887
8	1:06.317	+1.436	1:21.204
(12) Allan McBurney			
1	1:09.915	+4.339	1:31.061
2	1:05.653	+0.077	1:36.714
3	1:05.746	+0.170	1:42.460
4	1:05.576		1:48.036
5	1:06.677	+1.101	1:54.713

Results provisional until the conclusion of judicial and technical matters

Orbits

Timekeeper: D.Bradfield

Clerk of Course: Chris Edwards

www.mylaps.com

Live timing available at timing.rhwright.

Licensed to: R.H.Wright Timing

Printed: 29/09/2024 15:09:11



500 MRCI "End of Season" Race Meeting

Sorted on Laps

Formula Ford 1600

Kirkistown 500 MRCI 1.512 miles

Race 1 (R7)

28/09/2024 13:30

Race (12:00 and 1 Laps) started at 13:25:16

Pos	No.	Name	Make	Laps	Total Tm	Best Tm	Best Speed	In Lap	Avg. Speed
1	26	Jason Smyth	Van Diemen RF08	9	9:21.860	1:01.294	88.802	8	87.188
2	27	Stephen Connor	Van Diemen RF90	9	9:23.373	1:01.329	88.751	8	86.953
3	28	David McCullough	Van Diemen RF00	9	9:24.498	1:01.632	88.315	7	86.780
4	99	Jordan Kelly	Van Diemen RF08	9	9:24.521	1:01.063	89.138	8	86.777
5	55	Noel Robinson	Van Diemen JL12	9	9:33.076	1:02.408	87.217	9	85.481
6	33	Donal Downey	Ray GR20	9	9:34.215	1:02.266	87.416	3	85.312
7	18	Alan Davidson	Mondiale M89S	9	9:34.503	1:02.047	87.724	3	85.269
8	7	Tony Greenan	Mondiale M94S	9	9:39.368	1:02.888	86.551	9	84.553
9	89	Philip Harris	Mondiale M89T	9	9:43.031	1:03.208	86.113	9	84.022
10	9	Andrew Noble	Van Diemen JL012K	9	9:43.144	1:02.882	86.559	9	84.005
11	46	Mark McKenna	Crossle 45F	9	9:43.457	1:02.573	86.987	9	83.960
12	23	David Nicholl	Reynard FF89	9	9:56.783	1:04.514	84.370	2	82.085
13	90	Henry Campbell	Reynard FF89	9	9:59.066	1:05.037	83.691	9	81.773
14	16	Damien McGouran	Crossle 16F	8	9:54.530	1:12.004	75.593	3	73.241
Not classified									
DNF	45	Bob Scanlon	Crossle 45F	8	9:04.883	1:04.881	83.892	4	79.915
DNF	12	Allan McBurney	Van Diemen RF89	5	5:38.392	1:05.576	83.003	4	80.425

Announcements

Race Red Flagged on lap 10 - Results based on lap 9 (Q12.15.4)

Margin of Victory	Avg. Speed	Best Lap Tm	Best Speed	Best Lap by
1.513	87.188	1:01.063	89.138	99 - Jordan Kelly

Results provisional until the conclusion of judicial and technical matters

Orbits

Timekeeper: D.Bradfield

Clerk of Course: Chris Edwards

Live timing available at timing.rhwright.co.uk

www.mylaps.com

Licensed to: R.H.Wright Timing

Printed: 28/09/2024 13:37:39



500 MRCI "End of Season" Race Meeting

Formula Ford 1600

Kirkistown 500 MRCI 1.512 miles


Race 1 (R7)

28/09/2024 13:30

Race (12:00 and 1 Laps)

8	45	16
	15	16
7	12	90
	13	14
6	9	23
	11	12
5	89	7
	9	10
4	18	46
	7	8
3	33	27
	5	6
2	28	55
	3	4
1	26	99
	1	2

POLE POSITION



Results provisional until the conclusion of judicial and technical matters

Orbits

Timekeeper: D.Bradfield

Clerk of Course: Chris Edwards

Live timing available at timing.rhwright.co.uk

www.mylaps.com

Printed: 28/09/2024 10:27:33

Licensed to: R.H.Wright Timing



**R.H.
Wright**



500 MRCI "End of Season" Race Meeting

Formula Ford 1600

Kirkistown 500 MRCI 1.512 miles

Race 2 (R11 Martin Donnelly)

28/09/2024 15:30

Race (15:00 and 1 Laps) started at 15:37:43

Lap	Lap Tm	Diff	me of Day
(26) Jason Smyth			
1	1:07.522	+6.140	1:53.286
2	1:02.788	+1.406	1:56.074
3	1:02.539	+1.157	1:58.613
4	1:02.183	+0.801	1:00.796
5	1:02.109	+0.727	1:02.905
6	1:01.382		1:04.287
7	1:02.407	+1.025	1:06.694
8	1:01.875	+0.493	1:08.569
9	1:02.170	+0.788	1:10.739
10	1:01.980	+0.598	1:12.719
11	1:01.882	+0.500	1:14.601
12	1:02.118	+0.736	1:16.719
13	1:01.494	+0.112	1:18.213
14	1:02.213	+0.831	1:20.426
15	1:02.018	+0.636	1:22.444
16	1:01.891	+0.509	1:24.335
(99) Jordan Kelly			
1	1:07.777	+6.351	1:53.645
2	1:02.805	+1.379	1:56.450
3	1:02.546	+1.120	1:58.996
4	1:02.062	+0.636	1:01.058
5	1:02.293	+0.867	1:03.351
6	1:01.426		1:04.777
7	1:02.017	+0.591	1:06.794
8	1:01.882	+0.456	1:08.676
9	1:02.154	+0.728	1:10.830
10	1:02.022	+0.596	1:12.852
11	1:01.744	+0.318	1:14.596
12	1:02.394	+0.968	1:16.990
13	1:01.484	+0.058	1:18.474
14	1:02.050	+0.624	1:20.524
15	1:02.010	+0.584	1:22.534
16	1:02.006	+0.580	1:24.540
(28) David McCullough			
1	1:06.739	+4.986	1:53.263
2	1:02.988	+1.215	1:56.251
3	1:02.545	+0.772	1:58.796
4	1:02.151	+0.378	1:00.947
5	1:01.911	+0.138	1:02.858
6	1:01.863	+0.090	1:04.721
7	1:02.338	+0.565	1:07.059
8	1:01.857	+0.084	1:08.916
9	1:02.219	+0.446	1:11.135
10	1:01.960	+0.187	1:13.095
11	1:01.859	+0.086	1:14.954
12	1:02.166	+0.393	1:17.120
13	1:01.773		1:18.893
14	1:02.033	+0.260	1:20.926
15	1:01.892	+0.119	1:22.818
16	1:01.938	+0.165	1:24.756
(33) Donal Downey			
1	1:07.018	+5.107	1:54.199
2	1:02.524	+0.613	1:56.723
3	1:02.687	+0.776	1:59.410
4	1:02.148	+0.237	1:01.558
5	1:02.020	+0.109	1:03.578
6	1:01.911		1:05.489
7	1:02.413	+0.502	1:07.902
8	1:01.953	+0.042	1:09.855
9	1:01.973	+0.062	1:11.828
10	1:02.583	+0.672	1:14.411
11	1:02.318	+0.407	1:16.729
12	1:02.087	+0.176	1:18.816
13	1:02.205	+0.294	1:21.021
14	1:02.446	+0.535	1:23.467
15	1:02.602	+0.691	1:26.069
16	1:02.453	+0.542	1:28.522
(18) Alan Davidson			

Lap	Lap Tm	Diff	me of Day
1	1:06.990	+5.202	1:54.756
2	1:02.264	+0.476	1:57.020
3	1:02.674	+0.886	1:59.694
4	1:02.343	+0.555	1:02.037
5	1:01.788		1:03.825
6	1:03.801	+2.013	1:07.626
7	1:02.567	+0.779	1:10.193
8	1:02.771	+0.983	1:12.964
9	1:02.653	+0.865	1:15.617
10	1:02.548	+0.760	1:18.165
11	1:02.465	+0.677	1:20.630
12	1:02.554	+0.766	1:23.184
13	1:02.285	+0.497	1:25.469
14	1:02.127	+0.339	1:27.596
15	1:02.134	+0.346	1:29.730
16	1:02.252	+0.464	1:31.982
(27) Stephen Connor			
1	1:12.565	+11.146	1:59.565
2	1:05.786	+4.367	1:05.351
3	1:03.262	+1.843	1:08.613
4	1:02.685	+1.266	1:11.298
5	1:01.774	+0.355	1:13.072
6	1:01.627	+0.208	1:14.699
7	1:01.751	+0.332	1:16.450
8	1:02.755	+1.336	1:19.205
9	1:01.622	+0.203	1:20.827
10	1:01.654	+0.235	1:22.481
11	1:01.522	+0.103	1:24.003
12	1:01.901	+0.482	1:25.904
13	1:01.422	+0.003	1:27.326
14	1:01.571	+0.152	1:28.897
15	1:02.571	+1.152	1:31.468
16	1:01.419		1:32.887
(9) Andrew Noble			
1	1:06.840	+3.882	1:54.792
2	1:05.649	+2.691	1:00.441
3	1:03.050	+0.092	1:03.491
4	1:03.196	+0.238	1:06.687
5	1:03.668	+0.710	1:10.355
6	1:03.048	+0.090	1:13.403
7	1:02.958		1:16.361
8	1:04.199	+1.241	1:20.560
9	1:02.966	+0.008	1:23.526
10	1:02.973	+0.015	1:26.499
11	1:03.139	+0.181	1:29.638
12	1:03.191	+0.233	1:32.829
13	1:03.440	+0.482	1:36.269
14	1:03.238	+0.280	1:39.507
15	1:03.126	+0.168	1:42.633
16	1:03.742	+0.784	1:46.375
(89) Philip Harris			
1	1:09.920	+7.136	1:58.732
2	1:04.468	+1.684	1:03.200
3	1:04.452	+1.668	1:07.652
4	1:03.923	+1.139	1:11.575
5	1:02.784		1:14.359
6	1:03.510	+0.726	1:17.869
7	1:03.816	+1.032	1:21.685
8	1:03.906	+1.122	1:25.591
9	1:03.744	+0.960	1:29.335
10	1:03.661	+0.877	1:32.996
11	1:04.019	+1.235	1:37.015
12	1:04.402	+1.618	1:41.417
13	1:03.769	+0.985	1:45.186
14	1:03.512	+0.728	1:48.698
15	1:03.660	+0.876	1:52.358
16	1:03.739	+0.955	1:56.097
(46) Mark McKenna			
1	1:30.171	+27.627	1:17.935
2	1:03.816	+1.272	1:21.751

Lap	Lap Tm	Diff	me of Day
3	1:03.646	+1.102	1:25.397
4	1:03.384	+0.840	1:28.781
5	1:03.676	+1.132	1:32.457
6	1:03.271	+0.727	1:35.728
7	1:03.200	+0.656	1:38.928
8	1:03.181	+0.637	1:42.109
9	1:02.727	+0.183	1:44.836
10	1:02.710	+0.166	1:47.546
11	1:03.414	+0.870	1:50.960
12	1:02.614	+0.070	1:53.574
13	1:03.204	+0.660	1:56.778
14	1:02.551	+0.007	1:59.329
15	1:02.544		1:01.873
16	1:02.618	+0.074	1:04.491
(90) Henry Campbell			
1	1:11.608	+7.114	1:00.683
2	1:05.156	+0.662	1:05.839
3	1:05.465	+0.971	1:11.304
4	1:04.731	+0.237	1:16.035
5	1:05.029	+0.535	1:21.064
6	1:05.342	+0.848	1:26.406
7	1:04.494		1:30.900
8	1:04.986	+0.492	1:35.886
9	1:04.706	+0.212	1:40.592
10	1:05.994	+1.500	1:46.586
11	1:04.732	+0.238	1:51.318
12	1:05.036	+0.542	1:56.354
13	1:04.602	+0.108	1:00.956
14	1:04.527	+0.033	1:05.483
15	1:04.795	+0.301	1:10.278
16	1:04.687	+0.193	1:14.965
(23) David Nicholl			
1	1:11.508	+7.008	1:59.917
2	1:05.057	+0.557	1:04.974
3	1:04.896	+0.396	1:09.870
4	1:04.972	+0.472	1:14.842
5	1:05.680	+1.180	1:20.522
6	1:05.199	+0.699	1:25.721
7	1:05.368	+0.868	1:31.089
8	1:05.283	+0.783	1:36.372
9	1:04.597	+0.097	1:40.969
10	1:05.619	+1.119	1:46.588
11	1:05.177	+0.677	1:51.765
12	1:04.681	+0.181	1:56.446
13	1:04.933	+0.433	1:01.379
14	1:04.657	+0.157	1:06.036
15	1:04.515	+0.015	1:10.551
16	1:04.500		1:15.051
(16) Damien McGouran			
1	1:20.228	+8.972	1:10.009
2	1:12.470	+1.214	1:22.479
3	1:12.151	+0.895	1:34.630
4	1:11.622	+0.366	1:46.252
5	1:11.723	+0.467	1:57.975
6	1:12.926	+1.670	1:10.901
7	1:12.784	+1.528	1:23.685
8	1:12.032	+0.776	1:35.717
9	1:13.051	+1.795	1:48.768
10	1:11.256		1:00.024
11	1:12.023	+0.767	1:12.047
12	1:12.991	+1.735	1:25.038
13	1:14.124	+2.868	1:39.162
14	1:13.959	+2.703	1:53.121
(12) Allan McBurney			
1	1:11.289	+6.826	1:00.035
2	1:05.294	+0.831	1:05.329
3	1:05.134	+0.671	1:10.463
4	1:04.463		1:14.926
5	1:05.125	+0.662	1:20.051

Results provisional until the conclusion of judicial and technical matters

Orbits

Timekeeper: D.Bradfield

Clerk of Course: Chris Edwards

Live timing available at timing.rhwright.com

www.mylaps.com

Printed: 29/09/2024 15:09:25

Licensed to: R.H.Wright Timing





500 MRCI "End of Season" Race Meeting

Sorted on Laps

Formula Ford 1600

Kirkistown 500 MRCI 1.512 miles

Race 2 (R11 Martin Donnelly)

28/09/2024 15:30

Race (15:00 and 1 Laps) started at 15:37:43

Pos	No.	Name	Make	Laps	Total Tm	Best Tm	Best Speed	In Lap	Avg. Speed
1	26	Jason Smyth	Van Diemen RF08	16	16:40.467	1:01.382	88.675	6	87.048
2	99	Jordan Kelly	Van Diemen RF08	16	16:40.672	1:01.426	88.611	6	87.030
3	28	David McCullough	Van Diemen RF00	16	16:40.888	1:01.773	88.113	13	87.011
4	33	Donal Downey	Ray GR20	16	16:44.654	1:01.911	87.917	6	86.685
5	18	Alan Davidson	Mondiale M89S	16	16:48.114	1:01.788	88.092	5	86.387
6	27	Stephen Connor	Van Diemen RF90	16	16:49.019	1:01.419	88.621	16	86.310
7	9	Andrew Noble	Van Diemen JL012K	16	17:02.507	1:02.958	86.455	7	85.171
8	89	Philip Harris	Mondiale M89T	16	17:12.229	1:02.784	86.694	5	84.369
9	46	Mark McKenna	Crossle 45F	16	17:20.623	1:02.544	87.027	15	83.689
10	90	Henry Campbell	Reynard FF89	16	17:31.097	1:04.494	84.396	7	82.855
11	23	David Nicholl	Reynard FF89	16	17:31.183	1:04.500	84.388	16	82.848
12	16	Damien McGouran	Crossle 16F	14	17:09.253	1:11.256	76.387	10	74.036
Not classified									
DNF	12	Allan McBurney	Van Diemen RF89	5	5:36.183	1:04.463	84.436	4	80.953
DNF	55	Noel Robinson	Van Diemen JL12		2.828		-	0	-
DNF	7	Tony Greenan	Mondiale M94S		4.068		-	0	-
DNS	45	Bob Scanlon	Crossle 45F				-	0	-

Margin of Victory	Avg. Speed	Best Lap Tm	Best Speed	Best Lap by
0.205	87.048	1:01.382	88.675	26 - Jason Smyth

Results provisional until the conclusion of judicial and technical matters

Orbits

Timekeeper: D.Bradfield

Clerk of Course: Chris Edwards

Live timing available at timing.rhwright.co.uk

www.mylaps.com

Licensed to: R.H.Wright Timing

Printed: 28/09/2024 15:55:44



500 MRCI "End of Season" Race Meeting

Formula Ford 1600

Kirkistown 500 MRCI 1.512 miles


Race 2 (R11 Martin Donnelly)

28/09/2024 15:30

Race (15:00 and 1 Laps)

8	45	16
	15	16
7	12	90
	13	14
6	89	23
	11	12
5	7	9
	9	10
4	18	46
	7	8
3	27	33
	5	6
2	55	28
	3	4
1	26	99
	1	2

POLE POSITION



Results provisional until the conclusion of judicial and technical matters

Orbits

Timekeeper: D.Bradfield

Clerk of Course: Chris Edwards

Live timing available at timing.rhwright.co.uk

www.mylaps.com

Printed: 28/09/2024 10:28:15

Licensed to: R.H.Wright Timing



500 MRCI "End of Season" Race Meeting

Sorted on best lap time

Formula Vee

Kirkistown 500 MRCI 1.512 miles

Qualifying (Q1)

28/09/2024 08:45

Qualifying started at 9:06:48

Pos	No.	Name	Make	Best Tm	Diff	In Lap	Best Speed	2nd Best	In Lap
1	19	Anthony Cross	Sheane FV93	1:05.182		6	83.505	1:05.201	5
2	27	Colm Blackburn	Leastone JH04	1:05.361	0.179	5	83.276	1:05.643	7
3	3	Gavin Buckley	Sheane FV99	1:05.560	0.378	6	83.023	1:05.729	7
4	97	Jack Byrne	Sheane FV23	1:05.720	0.538	5	82.821	1:05.858	7
5	78	Dan Polley	LOHVee JH04	1:05.754	0.572	3	82.779	1:06.316	5
6	22	Kieran Hannan	Leastone JH02	1:06.266	1.084	7	82.139	1:06.267	5
7	477	Charlie Hart	Leastone JH02	1:06.332	1.150	4	82.057	1:06.505	5
8	88	Jonny Hollywood	Sheane FV88	1:06.831	1.649	6	81.445	1:07.085	3
9	54	Owen Kelly	Sheane FV03	1:06.965	1.783	6	81.282	1:07.327	7
10	55	Fergal Begley	Sheane FV03	1:07.458	2.276	4	80.688	1:07.593	6
11	15	Paul Lewis	LOHVee JH04	1:07.479	2.297	7	80.662	1:07.878	4
12	56	Conor Melia	Sheane FV23	1:07.578	2.396	3	80.544	1:07.673	1
13	38	Eamonn Thornton	Leastone JH04	1:07.955	2.773	5	80.097	1:07.958	8
14	83	Andy Keogh	Sheane FV99	1:08.188	3.006	6	79.824	1:08.269	3
15	57	Ger Byrne	Sheane FV95	1:08.320	3.138	6	79.669	1:08.819	4
16	41	Niall O'Mara	Leastone JH04	1:08.727	3.545	7	79.198	1:09.121	3
17	17	Stephen Roche	Sheane FV97	1:09.412	4.230	5	78.416	1:09.711	6
18	111	Brian Cowan	Sheane FV01	1:09.453	4.271	2	78.370	1:09.485	5
19	16	Simon Rudd	Sheane FV94	1:09.825	4.643	7	77.952	1:09.972	2
20	11	Jonathan Mannix	Sheane FV90	1:10.185	5.003	5	77.552	1:10.218	7
21	43	Lee Flynn	Leastone JH02	1:12.521	7.339	1	75.054	1:13.021	2
22	37	Tim Murray	Leastone JH04			0	-		0

Results provisional until the conclusion of judicial and technical matters

Orbits

Timekeeper: D.Bradfield

Clerk of Course: Chris Edwards

Live timing available at timing.rhwright.co.uk

www.mylaps.com

Licensed to: R.H.Wright Timing

Printed: 28/09/2024 09:18:57



**R.H.
Wright**



500 MRCI "End of Season" Race Meeting

Formula Vee

Kirkistown 500 MRCI 1.512 miles

Race 1 (R1)

28/09/2024 10:30

Race (12:00 and 1 Laps) started at 10:50:06

Lap	Lap Tm	Diff	me of Day
(3) Gavin Buckley			
1	1:11.921	+6.361	1:19.270
2	1:06.648	+1.088	1:25.918
3	1:06.344	+0.784	1:32.262
4	1:05.956	+0.396	1:38.218
5	1:06.115	+0.555	1:44.333
6	1:06.296	+0.736	1:50.629
7	1:05.821	+0.261	1:56.450
8	1:05.560		1:02.010
9	1:06.204	+0.644	1:08.214
10	1:05.977	+0.417	1:14.191
11	1:06.008	+0.448	2:20.199
12	1:06.524	+0.964	3:26.723

Lap	Lap Tm	Diff	me of Day
(27) Colm Blackburn			
1	1:12.791	+6.814	1:19.180
2	1:06.939	+0.762	2:26.119
3	1:06.923	+0.746	3:33.042
4	1:06.450	+0.273	1:39.492
5	1:06.237	+0.060	1:45.729
6	1:06.177		1:51.906
7	1:06.292	+0.115	1:58.198
8	1:06.238	+0.061	1:04.436
9	1:06.506	+0.329	1:10.942
10	1:06.240	+0.063	1:17.182
11	1:06.193	+0.016	2:23.375
12	1:06.182	+0.005	3:29.557

Lap	Lap Tm	Diff	me of Day
(97) Jack Byme			
1	1:12.625	+6.815	1:20.131
2	1:06.769	+0.959	1:26.900
3	1:06.223	+0.413	1:33.123
4	1:06.455	+0.645	1:39.578
5	1:06.262	+0.452	1:45.840
6	1:06.101	+0.291	1:51.941
7	1:06.334	+0.524	1:58.275
8	1:05.909	+0.099	1:04.184
9	1:06.661	+0.851	1:10.845
10	1:05.810		1:16.655
11	1:06.352	+0.542	2:23.007
12	1:06.994	+1.184	3:30.001

Lap	Lap Tm	Diff	me of Day
(19) Anthony Cross			
1	1:12.780	+6.891	1:19.482
2	1:06.819	+0.930	1:26.301
3	1:07.041	+1.152	1:33.342
4	1:06.520	+0.631	1:39.862
5	1:06.391	+0.502	1:46.253
6	1:05.889		1:52.142
7	1:06.346	+0.457	1:58.488
8	1:06.288	+0.399	1:04.776
9	1:06.406	+0.517	1:11.182
10	1:06.222	+0.333	1:17.404
11	1:06.469	+0.580	2:23.873
12	1:07.719	+1.830	3:31.592

Lap	Lap Tm	Diff	me of Day
(22) Kieran Hannan			
1	1:12.931	+6.594	1:20.891
2	1:06.689	+0.352	1:27.580
3	1:06.694	+0.357	1:34.274
4	1:06.751	+0.414	1:41.025
5	1:06.350	+0.013	1:47.375
6	1:06.479	+0.142	1:53.854
7	1:06.622	+0.285	1:00.476
8	1:06.337		1:06.813
9	1:06.750	+0.413	1:13.563
10	1:06.485	+0.148	1:20.048
11	1:06.861	+0.524	2:26.909
12	1:07.176	+0.839	3:34.085

Lap	Lap Tm	Diff	me of Day
(78) Dan Polley			
1	1:11.981	+5.654	1:19.902
2	1:06.924	+0.597	1:26.826

Lap	Lap Tm	Diff	me of Day
3	1:06.968	+0.641	1:33.794
4	1:06.515	+0.188	1:40.309
5	1:06.644	+0.317	1:46.953
6	1:06.532	+0.205	1:53.485
7	1:06.327		1:59.812
8	1:06.480	+0.153	1:06.292
9	1:06.801	+0.474	1:13.093
10	1:06.470	+0.143	1:19.563
11	1:08.809	+2.482	2:28.372
12	1:06.530	+0.203	3:34.902

Lap	Lap Tm	Diff	me of Day
(54) Owen Kelly			
1	1:12.867	+6.078	1:21.453
2	1:08.004	+1.215	1:29.457
3	1:06.838	+0.049	1:36.295
4	1:06.967	+0.178	1:43.262
5	1:06.789		1:50.051
6	1:07.516	+0.727	1:57.567
7	1:07.211	+0.422	1:04.778
8	1:07.577	+0.788	1:12.355
9	1:07.483	+0.694	1:19.838
10	1:07.465	+0.676	1:27.303
11	1:08.194	+1.405	2:35.497
12	1:07.638	+0.849	3:43.135

Lap	Lap Tm	Diff	me of Day
(477) Charlie Hart			
1	1:13.196	+6.456	1:21.580
2	1:07.457	+0.717	1:29.037
3	1:07.209	+0.469	1:36.246
4	1:06.740		1:42.986
5	1:06.903	+0.163	1:49.889
6	1:07.565	+0.825	1:57.454
7	1:07.222	+0.482	1:04.676
8	1:07.507	+0.767	1:12.183
9	1:07.591	+0.851	1:19.774
10	1:07.544	+0.804	1:27.318
11	1:08.049	+1.309	2:35.367
12	1:07.835	+1.095	3:43.202

Lap	Lap Tm	Diff	me of Day
(15) Paul Lewis			
1	1:13.127	+5.837	1:22.027
2	1:07.726	+0.436	1:29.753
3	1:08.169	+0.879	1:37.922
4	1:07.835	+0.545	1:45.757
5	1:08.319	+1.029	1:54.076
6	1:08.288	+0.998	1:02.364
7	1:08.108	+0.818	1:10.472
8	1:08.126	+0.836	1:18.598
9	1:08.052	+0.762	1:26.650
10	1:07.290		1:33.940
11	1:08.085	+0.795	2:42.025
12	1:08.057	+0.767	3:50.082

Lap	Lap Tm	Diff	me of Day
(56) Conor Melia			
1	1:13.556	+6.235	1:22.748
2	1:07.321		1:30.069
3	1:08.295	+0.974	1:38.364
4	1:07.614	+0.293	1:45.978
5	1:08.301	+0.980	1:54.279
6	1:08.208	+0.887	1:02.487
7	1:07.987	+0.666	1:10.474
8	1:08.337	+1.016	1:18.811
9	1:07.972	+0.651	1:26.783
10	1:07.331	+0.010	1:34.114
11	1:07.882	+0.561	2:41.996
12	1:08.240	+0.919	3:50.236

Lap	Lap Tm	Diff	me of Day
(38) Eamonn Thornton			
1	1:13.722	+6.369	1:23.517
2	1:07.623	+0.270	1:31.140
3	1:21.358	+14.005	1:52.498
4	1:08.320	+0.967	1:00.818
5	1:08.058	+0.705	1:08.876
6	1:07.659	+0.306	1:16.535

Lap	Lap Tm	Diff	me of Day
7	1:07.539	+0.186	1:24.074
8	1:08.706	+1.353	1:32.780
9	1:07.353		1:40.133
10	1:07.579	+0.226	1:47.712
11	1:07.856	+0.503	2:55.568
12	1:08.591	+1.238	4:04.159

Lap	Lap Tm	Diff	me of Day
(88) Jonny Hollywood			
1	1:17.397	+9.855	1:25.874
2	1:09.518	+1.976	1:35.392
3	1:08.545	+1.003	1:43.937
4	1:09.595	+2.053	1:53.532
5	1:09.395	+1.853	1:02.927
6	1:09.235	+1.693	1:12.162
7	1:10.688	+3.146	1:22.850
8	1:08.976	+1.434	1:31.826
9	1:08.134	+0.592	1:39.960
10	1:07.696	+0.154	1:47.656
11	1:07.542		2:55.198
12	1:10.045	+2.503	4:05.243

Lap	Lap Tm	Diff	me of Day
(55) Fergal Begley			
1	1:12.967	+5.789	1:21.769
2	1:07.773	+0.595	1:29.542
3	1:21.735	+14.557	1:51.277
4	1:07.812	+0.634	1:59.089
5	1:07.439	+0.261	1:06.528
6	1:07.178		1:13.706
7	1:09.186	+2.008	1:22.892
8	1:08.701	+1.523	1:31.593
9	1:08.185	+1.007	1:39.778
10	1:11.826	+4.648	1:51.604
11	1:08.004	+0.826	2:59.608
12	1:07.730	+0.552	4:07.338

Lap	Lap Tm	Diff	me of Day
(83) Andy Keogh			
1	1:15.023	+6.815	1:24.559
2	1:10.871	+2.663	1:35.430
3	1:09.118	+0.910	1:44.548
4	1:09.551	+1.343	1:54.099
5	1:10.342	+2.134	1:04.441
6	1:09.161	+0.953	1:13.602
7	1:11.019	+2.811	1:24.621
8	1:09.572	+1.364	1:34.193
9	1:08.828	+0.620	1:43.021
10	1:09.251	+1.043	1:52.272
11	1:08.208		3:00.480
12	1:08.305	+0.097	4:08.785

Lap	Lap Tm	Diff	me of Day
(41) Niall O'Mara			
1	1:14.584	+6.462	1:25.053
2	1:09.541	+1.419	1:34.594
3	1:09.157	+1.035	1:43.751
4	1:09.602	+1.480	1:53.353
5	1:11.352	+3.230	1:04.705
6	1:12.668	+4.546	1:17.373
7	1:09.147	+1.025	1:26.520
8	1:09.330	+1.208	1:35.850
9	1:08.914	+0.792	1:44.764
10	1:08.862	+0.740	1:53.626
11	1:08.213	+0.091	3:01.839
12	1:08.122		4:09.961

Lap	Lap Tm	Diff	me of Day
(57) Ger Byme			
1	1:13.879	+5.838	1:23.718
2	1:08.041		1:31.759
3	1:11.539	+3.498	1:43.298
4	1:10.178	+2.137	1:53.476
5	1:09.517	+1.476	1:02.993
6	1:09.020	+0.979	1:12.013
7	1:11.44		



**R.H.
Wright**



500 MRCI "End of Season" Race Meeting

Formula Vee

Kirkistown 500 MRCI 1.512 miles

Race 1 (R1)

28/09/2024 10:30

Race (12:00 and 1 Laps) started at 10:50:06

Lap	Lap Tm	Diff	me of Day
11	1:09.407	+1.366	3:03.126
12	1:09.185	+1.144	4:12.311

Lap	Lap Tm	Diff	me of Day
-----	--------	------	-----------

Lap	Lap Tm	Diff	me of Day
-----	--------	------	-----------

(16) Simon Rudd

1	1:16.324	+7.247	1:26.977
2	1:09.352	+0.275	2:36.329
3	1:09.077		3:45.406
4	1:09.346	+0.269	4:54.752
5	1:10.168	+1.091	6:04.920
6	1:27.011	+17.934	7:31.931
7	1:09.192	+0.115	8:41.123
8	1:10.535	+1.458	9:51.658
9	1:09.994	+0.917	1:10.652
10	1:09.456	+0.379	2:11.108
11	1:09.524	+0.447	3:20.632
12	1:09.564	+0.487	4:30.196

(11) Jonathan Mannix

1	1:15.050	+6.132	1:25.619
2	1:10.268	+1.350	2:35.887
3	1:08.918		3:44.805
4	1:09.539	+0.621	4:54.344
5	1:33.240	+24.322	6:27.584
6	1:10.011	+1.093	7:37.595
7	1:09.990	+1.072	8:47.585
8	1:09.378	+0.460	9:56.963
9	1:09.973	+1.055	1:10.936
10	1:09.961	+1.043	2:16.897
11	1:11.261	+2.343	3:28.158

(17) Stephen Roche

1	1:15.367	+6.513	1:25.740
2	1:10.255	+1.401	2:35.995
3	1:09.131	+0.277	3:45.126
4	1:09.013	+0.159	4:54.139
5	1:10.553	+1.699	6:04.692
6	1:08.854		7:13.546
7	1:10.442	+1.588	8:23.988
8	1:12.221	+3.367	9:36.209
9	1:33.627	+24.773	1:10.836
10	1:08.907	+0.053	2:18.743
11	1:10.215	+1.361	3:28.958

(111) Brian Cowan

1	1:42.826	+32.082	1:53.245
2	1:12.297	+1.553	3:05.542
3	1:11.448	+0.704	4:16.990
4	1:11.194	+0.450	5:28.184
5	1:11.396	+0.652	6:39.580
6	1:10.744		7:50.324
7	1:11.806	+1.062	9:02.130

Results provisional until the conclusion of judicial and technical matters

Orbits

Timekeeper: D.Bradfield

Clerk of Course: Chris Edwards

Live timing available at timing.rhwright.com

www.mylaps.com

Printed: 29/09/2024 15:10:04

Licensed to: R.H.Wright Timing

Page 2/2



500 MRCI "End of Season" Race Meeting

Sorted on Laps

Formula Vee

Kirkistown 500 MRCI 1.512 miles

Race 1 (R1)

28/09/2024 10:30

Race (12:00 and 1 Laps) started at 10:50:06

Pos	No.	Name	Make	Laps	Total Tm	Best Tm	Best Speed	In Lap	Avg. Speed
1	3	Gavin Buckley	Sheane FV99	12	13:20.335	1:05.560	83.023	8	81.611
2	27	Colm Blackburn	Leastone JH04	12	13:23.169	1:06.177	82.249	6	81.323
3	97	Jack Byrne	Sheane FV23	12	13:23.613	1:05.810	82.708	10	81.278
4	19	Anthony Cross	Sheane FV93	12	13:25.204	1:05.889	82.609	6	81.118
5	22	Kieran Hannan	Leastone JH02	12	13:27.697	1:06.337	82.051	8	80.867
6	78	Dan Polley	LOHVee JH04	12	13:28.514	1:06.327	82.063	7	80.786
7	54	Owen Kelly	Sheane FV03	12	13:36.747	1:06.789	81.496	5	79.971
8	477	Charlie Hart	Leastone JH02	12	13:36.814	1:06.740	81.556	4	79.965
9	15	Paul Lewis	LOHVee JH04	12	13:43.694	1:07.290	80.889	10	79.297
10	56	Conor Melia	Sheane FV23	12	13:43.848	1:07.321	80.852	2	79.282
11	38	Eamonn Thornton	Leastone JH04	12	13:57.771	1:07.353	80.813	9	77.964
12	88	Jonny Hollywood	Sheane FV88	12	13:58.855	1:07.542	80.587	11	77.864
13	55	Fergal Begley	Sheane FV03	12	14:00.950	1:07.178	81.024	6	77.670
14	83	Andy Keogh	Sheane FV99	12	14:02.397	1:08.208	79.800	11	77.536
15	41	Niall O'Mara	Leastone JH04	12	14:03.573	1:08.122	79.901	12	77.428
16	57	Ger Byrne	Sheane FV95	12	14:05.923	1:08.041	79.996	2	77.213
17	16	Simon Rudd	Sheane FV94	12	14:23.808	1:09.077	78.796	3	75.614
18	11	Jonathan Mannix	Sheane FV90	11	13:21.770	1:08.918	78.978	3	74.676
19	17	Stephen Roche	Sheane FV97	11	13:22.570	1:08.854	79.052	6	74.602
Not classified									
DNF	111	Brian Cowan	Sheane FV01	7	8:55.742	1:10.744	76.940	6	71.118
DNS	43	Lee Flynn	Leastone JH02				-	0	-

Margin of Victory	Avg. Speed	Best Lap Tm	Best Speed	Best Lap by
2.834	81.611	1:05.560	83.023	3 - Gavin Buckley

Results provisional until the conclusion of judicial and technical matters

Orbits

Timekeeper: D.Bradfield

Clerk of Course: Chris Edwards

Live timing available at timing.rhwright.co.uk

www.mylaps.com

Licensed to: R.H.Wright Timing

Printed: 28/09/2024 11:06:37



500 MRCI "End of Season" Race Meeting

Formula Vee

Kirkistown 500 MRCI 1.512 miles


Race 1 (R1)

28/09/2024 10:30

Race (12:00 and 1 Laps)

11	43	37
	21	22
10	16	11
	19	20
9	17	111
	17	18
8	57	41
	15	16
7	38	83
	13	14
6	15	56
	11	12
5	54	55
	9	10
4	477	88
	7	8
3	78	22
	5	6
2	3	97
	3	4
1	19	27
	1	2

POLE POSITION



Results provisional until the conclusion of judicial and technical matters

Orbits

Timekeeper: D.Bradfield

Clerk of Course: Chris Edwards

Live timing available at timing.rhwright.co.uk

www.mylaps.com

Printed: 28/09/2024 10:30:17

Licensed to: R.H.Wright Timing



**R.H.
Wright**



500 MRCI "End of Season" Race Meeting

Formula Vee

Kirkistown 500 MRCI 1.512 miles

Race 2 (R9 Emerson Fittipaldi)

28/09/2024 14:30

Race (14:21 and 1 Laps) started at 14:22:03

Lap	Lap Tm	Diff	me of Day
(19) Anthony Cross			
1	1:12.113	+5.942	1:17.231
2	1:06.591	+0.420	1:23.822
2	3:12.418	06.247	1:54.424
3	1:13.115	+6.944	1:07.539
4	1:06.867	+0.696	1:14.406
5	1:07.162	+0.991	1:21.568
6	1:07.091	+0.920	1:28.659
7	1:06.688	+0.517	1:35.347
8	1:06.516	+0.345	1:41.863
9	1:06.171		1:48.034
10	1:06.906	+0.735	1:54.940
11	1:06.925	+0.754	1:01.865
12	1:06.835	+0.664	1:08.700
13	1:06.747	+0.576	1:15.447

Lap	Lap Tm	Diff	me of Day
(27) Colm Blackburn			
1	1:12.519	+6.042	1:17.437
2	1:06.520	+0.043	1:23.957
2	3:11.639	05.162	1:54.162
3	1:12.917	+6.440	1:07.079
4	1:07.889	+1.412	1:14.968
5	1:07.161	+0.684	1:22.129
6	1:06.715	+0.238	1:28.844
7	1:06.646	+0.169	1:35.490
8	1:06.582	+0.105	1:42.072
9	1:06.477		1:48.549
10	1:06.519	+0.042	1:55.068
11	1:06.722	+0.245	1:01.790
12	1:07.245	+0.768	1:09.035
13	1:06.745	+0.268	1:15.780

Lap	Lap Tm	Diff	me of Day
(97) Jack Byrne			
1	1:11.700	+5.238	1:17.762
2	1:06.625	+0.163	1:24.387
2	3:11.464	05.002	1:55.283
3	1:13.000	+6.538	1:08.283
4	1:06.732	+0.270	1:15.015
5	1:07.203	+0.741	1:22.218
6	1:06.818	+0.356	1:29.036
7	1:06.665	+0.203	1:35.701
8	1:06.462		1:42.163
9	1:06.500	+0.038	1:48.663
10	1:06.601	+0.139	1:55.264
11	1:07.082	+0.620	1:02.346
12	1:06.889	+0.427	1:09.235
13	1:06.747	+0.285	1:15.982

Lap	Lap Tm	Diff	me of Day
(3) Gavin Buckley			
1	1:11.605	+5.280	1:17.614
2	1:06.525	+0.200	1:24.139
2	3:11.620	05.295	1:55.144
3	1:12.748	+6.423	1:07.892
4	1:06.996	+0.671	1:14.888
5	1:06.663	+0.338	1:21.551
6	1:06.965	+0.640	1:28.516
7	1:06.618	+0.293	1:35.134
8	1:06.558	+0.233	1:41.692
9	1:06.325		1:48.017
10	1:07.188	+0.863	1:55.205
11	1:06.986	+0.661	1:02.191
12	1:06.992	+0.667	1:09.183
13	1:06.845	+0.520	1:16.028

Lap	Lap Tm	Diff	me of Day
(78) Dan Polley			
1	1:12.353	+5.245	1:18.828
2	1:07.108		1:25.936
2	3:10.161	03.053	1:56.110
3	1:14.372	+7.264	1:10.482
4	1:09.401	+2.293	1:19.883
5	1:08.570	+1.462	1:28.453
6	1:07.867	+0.759	1:36.320
7	1:07.666	+0.558	1:43.986

Lap	Lap Tm	Diff	me of Day
8	1:07.604	+0.496	1:51.590
9	1:07.756	+0.648	1:59.346
10	1:07.730	+0.622	1:07.076
11	1:07.793	+0.685	1:14.869
12	1:07.660	+0.552	1:22.529
13	1:07.816	+0.708	1:30.345

Lap	Lap Tm	Diff	me of Day
(477) Charlie Hart			
1	1:12.925	+6.061	1:19.831
2	1:07.298	+0.434	1:27.129
2	3:10.261	03.397	1:56.139
3	1:14.478	+7.614	1:10.617
4	1:09.381	+2.517	1:19.998
5	1:08.364	+1.500	1:28.362
6	1:07.823	+0.959	1:36.185
7	1:07.737	+0.873	1:43.922
8	1:07.608	+0.744	1:51.530
9	1:07.688	+0.824	1:59.218
10	1:07.906	+1.042	1:07.124
11	1:08.335	+1.471	1:15.459
12	1:08.546	+1.682	1:24.005
13	1:08.864		1:30.869

Lap	Lap Tm	Diff	me of Day
(22) Kieran Hannan			
1	1:12.090	+5.072	1:18.591
2	1:07.093	+0.075	1:25.684
2	3:11.173	04.155	1:55.674
3	1:13.818	+6.800	1:09.492
4	1:08.377	+1.359	1:17.869
5	1:07.580	+0.562	1:25.449
6	1:09.760	+2.742	1:35.209
7	1:09.295	+2.277	1:44.504
8	1:08.139	+1.121	1:52.643
9	1:08.489	+1.471	1:01.132
10	1:08.727	+1.709	1:09.859
11	1:07.018		1:16.877
12	1:07.702	+0.684	1:24.579
13	1:07.907	+0.889	1:32.486

Lap	Lap Tm	Diff	me of Day
(56) Conor Melia			
1	1:12.495	+4.993	1:20.147
2	1:07.928	+0.426	1:28.075
2	3:10.026	02.524	1:56.542
3	1:14.597	+7.095	1:11.139
4	1:09.225	+1.723	1:20.364
5	1:08.603	+1.101	1:28.967
6	1:07.974	+0.472	1:36.941
7	1:07.748	+0.246	1:44.689
8	1:08.573	+1.071	1:53.262
9	1:07.637	+0.135	1:00.899
10	1:07.502		1:08.401
11	1:07.672	+0.170	1:16.073
12	1:08.367	+0.865	1:24.440
13	1:08.624	+1.122	1:33.064

Lap	Lap Tm	Diff	me of Day
(15) Paul Lewis			
1	1:13.307	+5.868	1:20.830
2	1:26.506	+19.067	1:47.336
2	3:09.460	02.021	1:56.904
3	1:14.754	+7.315	1:11.658
4	1:08.755	+1.316	1:20.413
5	1:08.694	+1.255	1:29.107
6	1:09.566	+2.127	1:38.673
7	1:07.636	+0.197	1:46.309
8	1:07.792	+0.353	1:54.101
9	1:07.439		1:01.540
10	1:07.635	+0.196	1:09.175
11	1:07.463	+0.024	1:16.638
12	1:08.285	+0.846	1:24.923
13	1:08.269	+0.830	1:33.192

Lap	Lap Tm	Diff	me of Day
(38) Eamonn Thornton			
1	1:13.561	+5.308	1:22.051
2	1:08.253		1:30.304

Lap	Lap Tm	Diff	me of Day
2	3:09.636	01.383	1:57.758
3	1:15.439	+7.186	1:13.197
4	1:12.618	+4.365	1:25.815
5	1:09.813	+1.560	1:35.628
6	1:10.702	+2.449	1:46.330
7	1:09.700	+1.447	1:56.030
8	1:09.154	+0.901	1:05.184
9	1:09.211	+0.958	1:14.395
10	1:09.596	+1.343	1:23.991
11	1:09.329	+1.076	1:33.320
12	1:08.590	+0.337	1:41.910
13	1:09.635	+1.382	1:51.545

Lap	Lap Tm	Diff	me of Day
(57) Ger Byrne			
1	1:12.418	+4.773	1:20.952
2	1:08.172	+0.527	1:29.124
2	3:09.488	01.843	1:56.887
3	1:14.899	+7.254	1:11.786
4	1:09.783	+2.138	1:21.569
5	1:08.295	+0.650	1:29.864
6	1:26.762	+19.117	1:56.626
7	1:09.278	+1.633	1:05.904
8	1:08.161	+0.516	1:14.065
9	1:08.720	+1.075	1:22.785
10	1:07.645		1:30.430
11	1:08.231	+0.586	1:38.661
12	1:08.691	+1.046	1:47.352
13	1:08.338	+0.693	1:55.690

Lap	Lap Tm	Diff	me of Day
(16) Simon Rudd			
1	1:14.454	+5.161	1:23.881
2	1:15.080	+5.787	1:38.961
2	3:08.407	59.114	1:58.107
3	1:16.501	+7.208	1:14.608
4	1:10.522	+1.229	1:25.130
5	1:10.412	+1.119	1:35.542
6	1:10.957	+1.664	1:46.499
7	1:11.501	+2.208	1:58.000
8	1:10.248	+0.955	1:08.248
9	1:10.210	+0.917	1:18.458
10	1:09.293		1:27.751
11	1:09.978	+0.685	1:37.729
12	1:10.064	+0.771	1:47.793
13	1:09.938	+0.645	1:57.731

Lap	Lap Tm	Diff	me of Day
(11) Jonathan Mannix			
1	1:14.346	+5.036	1:23.506
2	1:12.326	+3.016	1:35.832
2	3:07.789	58.479	1:58.516
3	1:16.082	+6.772	1:14.598
4	1:10.890	+1.580	1:25.488
5	1:10.020	+0.710	1:35.508
6	1:11.039	+1.729	1:46.547
7	1:11.545	+2.235	1:58.092
8	1:10.260	+0.950	1:08.352
9	1:10.207	+0.897	1:18.559
10	1:09.310		1:27.869
11	1:09.928	+0.618	1:37.797
12	1:10.114	+0.804	1:47.911
13	1:09.837	+0.527	1:57.748

Lap	Lap Tm	Diff	me of Day
(17) Stephen Roche			
1	1:15.230	+5.926	1:24.038
2	1:12.229	+2.925	1:36.267
2	3:07.792	58.488	1:58.405
3	1:17.119	+7.815	1:15.524
4	1:11.135	+1.831	1:26.659
5	1:10.717	+1.413	1:37.376
6	1:09.697	+0.393	1:47.073
7	1:11.089	+1.785	1:58.162
8	1:		



**R.H.
Wright**



500 MRCI "End of Season" Race Meeting

Formula Vee

Kirkistown 500 MRCI 1.512 miles

Race 2 (R9 Emerson Fittipaldi)

28/09/2024 14:30

Race (14:21 and 1 Laps) started at 14:22:03

Lap	Lap Tm	Diff	me of Day
12	1:09.304		1:48.738
13	1:21.610	+12.306	1:10.348

(41) Niall O'Mara

Lap	Lap Tm	Diff	me of Day
1	1:13.989	+5.576	1:24.629
2	1:09.615	+1.202	1:34.244
2	3:08.705	00.292	1:58.585
3	1:14.689	+6.276	1:13.274
4	1:08.984	+0.571	1:22.258
5	1:08.490	+0.077	1:30.748
6	1:08.413		1:39.161
7	1:08.722	+0.309	1:47.883
8	1:08.758	+0.345	1:56.641
9	1:34.788	+26.375	1:31.429
10	1:10.351	+1.938	1:41.780
11	1:10.629	+2.216	1:52.409
12	1:10.734	+2.321	1:03.143
13	1:10.470	+2.057	1:13.613

(88) Jonny Hollywood

Lap	Lap Tm	Diff	me of Day
1	1:13.077	+5.868	1:20.171
2	1:07.604	+0.395	1:27.775
2	3:09.814	02.605	1:56.418
3	1:15.274	+8.065	1:11.692
4	1:09.762	+2.553	1:21.454
5	1:07.728	+0.519	1:29.182
6	1:08.880	+1.671	1:38.062
7	1:07.209		1:45.271
8	1:07.466	+0.257	1:52.737
9	1:07.743	+0.534	1:00.480
10	1:07.305	+0.096	1:07.785
11	1:07.708	+0.499	1:15.493
12	1:08.570	+1.361	1:24.063

(55) Fergal Begley

Lap	Lap Tm	Diff	me of Day
1	1:13.709	+5.531	1:21.142
2	1:08.674	+0.496	1:29.816
2	3:09.453	01.275	1:57.418
3	1:15.376	+7.198	1:12.794
4	1:09.107	+0.929	1:21.901
5	1:08.330	+0.152	1:30.231
6	1:08.736	+0.558	1:38.967
7	1:09.325	+1.147	1:48.292
8	1:08.178		1:56.470

(54) Owen Kelly

Lap	Lap Tm	Diff	me of Day
1	1:11.544	+4.406	1:18.728
2	1:07.138		1:25.866
2	3:10.601	03.463	1:55.491
3	1:12.609	+5.471	1:08.100
4	1:09.195	+2.057	1:17.295
5	1:07.612	+0.474	1:24.907

(111) Brian Cowan

Lap	Lap Tm	Diff	me of Day
1	1:15.995		1:25.063
p2	2:39.199	1:3.204	1:04.262
3	1:18.162	+2.167	1:22.424

(83) Andy Keogh

Lap	Lap Tm	Diff	me of Day
1	1:14.868	+4.757	1:23.021
2	1:10.111		1:33.132

(43) Lee Flynn

Lap	Lap Tm	Diff	me of Day
1	1:16.547	+3.316	1:26.344
2	1:13.231		1:39.575

Lap	Lap Tm	Diff	me of Day
-----	--------	------	-----------

Lap	Lap Tm	Diff	me of Day
-----	--------	------	-----------

Results provisional until the conclusion of judicial and technical matters

Orbits

Timekeeper: D.Bradfield

Clerk of Course: Chris Edwards

Live timing available at timing.rhwright.com

www.mylaps.com

Licensed to: R.H.Wright Timing

Printed: 29/09/2024 15:10:21

Page 2/2



500 MRCI "End of Season" Race Meeting

Sorted on Laps

Formula Vee

Kirkistown 500 MRCI 1.512 miles

Race 2 (R9 Emerson Fittipaldi)

28/09/2024 14:30

Race (14:21 and 1 Laps) started at 14:22:03

Pos	No.	Name	Make	Laps	Total Tm	Best Tm	Best Speed	In Lap	Avg. Speed
1	19	Anthony Cross	Sheane FV93	13	15:43.897	1:06.171	82.257	9	74.965
2	27	Colm Blackburn	Leastone JH04	13	15:44.230	1:06.477	81.878	9	74.939
3	97	Jack Byrne	Sheane FV23	13	15:44.432	1:06.462	81.897	8	74.923
4	3	Gavin Buckley	Sheane FV99	13	15:44.478	1:06.325	82.066	9	74.919
5	78	Dan Polley	LOHVee JH04	13	15:58.795	1:07.108	81.108	2	73.800
6	477	Charlie Hart	Leastone JH02	13	15:59.319	1:06.864	81.404	13	73.760
7	22	Kieran Hannan	Leastone JH02	13	16:00.936	1:07.018	81.217	11	73.636
8	56	Conor Melia	Sheane FV23	13	16:01.514	1:07.502	80.635	10	73.592
9	15	Paul Lewis	LOHVee JH04	13	16:01.642	1:07.439	80.710	9	73.582
10	38	Eamonn Thornton	Leastone JH04	13	16:19.995	1:08.253	79.748	2	72.204
11	57	Ger Byrne	Sheane FV95	13	16:24.140	1:07.645	80.464	10	71.900
12	16	Simon Rudd	Sheane FV94	13	16:26.181	1:09.293	78.551	10	71.751
13	11	Jonathan Mannix	Sheane FV90	13	16:26.198	1:09.310	78.532	10	71.750
14	17	Stephen Roche	Sheane FV97	13	16:38.798	1:09.304	78.538	12	70.844
15	41	Niall O'Mara	Leastone JH04	13	16:42.063	1:08.413	79.561	6	70.614
Not classified									
DNF	88	Jonny Hollywood	Sheane FV88	12	14:52.513	1:07.209	80.986	7	73.182
DNF	55	Fergal Begley	Sheane FV03	8	10:24.920	1:08.178	79.835	8	69.680
DNF	54	Owen Kelly	Sheane FV03	5	6:53.357	1:07.138	81.072	2	65.839
DNF	111	Brian Cowan	Sheane FV01	3	4:50.874	1:15.995	71.623	1	56.138
DNF	83	Andy Keogh	Sheane FV99	2	2:29.882	1:10.111	77.634	2	72.631
DNF	43	Lee Flynn	Leastone JH02	2	2:36.325	1:13.231	74.327	2	69.637

Announcements

Race Red Flagged on lap 3 - Restarted with grid based on lap 2 (Q12.15.2)

Margin of Victory	Avg. Speed	Best Lap Tm	Best Speed	Best Lap by
0.333	74.965	1:06.171	82.257	19 - Anthony Cross

Results provisional until the conclusion of judicial and technical matters

Orbits

Timekeeper: D.Bradfield

Clerk of Course: Chris Edwards

Live timing available at timing.rhwright.co.uk

www.mylaps.com

Licensed to: R.H.Wright Timing

Printed: 28/09/2024 15:01:29



500 MRCI "End of Season" Race Meeting

Formula Vee

Kirkistown 500 MRCI 1.512 miles


Race 2 (R9 Emerson Fittipaldi)

28/09/2024 14:30

Race (14:21 and 1 Laps) started at 14:22:03

11	43	
	21	
10	41	111
	19	20
9	16	17
	17	18
8	83	11
	15	16
7	55	38
	13	14
6	15	57
	11	12
5	56	88
	9	10
4	78	477
	7	8
3	22	54
	5	6
2	3	97
	3	4
1	19	27
	1	2

POLE POSITION



Results provisional until the conclusion of judicial and technical matters

Orbits

Timekeeper: D.Bradfield

Clerk of Course: Chris Edwards

Live timing available at timing.rhwright.co.uk

www.mylaps.com

Printed: 28/09/2024 14:29:09

Licensed to: R.H.Wright Timing



500 MRCI "End of Season" Race Meeting

Formula Vee

Kirkistown 500 MRCI 1.512 miles

Race 2 (R9 Emerson Fittipaldi)

28/09/2024 14:30

Race (15:00 and 1 Laps)

11	43	37
	21	22
10	16	11
	19	20
9	111	17
	17	18
8	57	41
	15	16
7	38	83
	13	14
6	56	15
	11	12
5	54	55
	9	10
4	477	88
	7	8
3	22	78
	5	6
2	3	97
	3	4
1	19	27
	1	2

POLE POSITION



Results provisional until the conclusion of judicial and technical matters

Orbits

Timekeeper: D.Bradfield

Clerk of Course: Chris Edwards

Live timing available at timing.rhwright.co.uk

www.mylaps.com

Licensed to: R.H.Wright Timing

Printed: 28/09/2024 09:22:28



**R.H.
Wright**



500 MRCI "End of Season" Race Meeting

HRCA

Kirkistown 500 MRCI 1.512 miles

Qualifying (Q5)

28/09/2024 09:45

Qualifying started at 10:01:53

Lap	Lap Tm	Diff	me of Day
(55) Bernard Foley			
1	1:06.720	+3.765	1:20.279
2	1:07.530	+4.575	1:27.809
3	1:04.833	+1.878	1:32.642
4	1:03.540	+0.585	1:36.182
5	1:04.663	+1.708	1:40.845
6	1:03.611	+0.656	1:44.456
7	1:05.646	+2.691	1:50.102
8	1:02.955		1:53.057
(26) David Kelly			
1	1:06.834	+2.867	1:25.012
2	1:05.057	+1.090	1:30.069
3	1:05.998	+2.031	1:36.067
4	1:03.967		1:40.034
5	1:04.365	+0.398	1:44.399
6	1:04.692	+0.725	1:49.091
7	1:06.024	+2.057	1:55.115
8	1:04.254	+0.287	1:59.369
(90) William Crosbie			
1	1:15.318	+10.212	1:49.747
2	1:09.839	+4.733	1:59.586
3	1:07.527	+2.421	2:07.113
4	1:06.864	+1.758	2:13.977
5	1:07.372	+2.266	2:21.349
6	1:06.381	+1.275	2:27.730
7	1:05.711	+0.605	2:33.441
8	1:05.106		2:38.547
(147) Stephen Kelly			
1	1:15.276	+6.753	1:50.753
2	1:10.412	+1.889	2:01.165
3	1:09.494	+0.971	2:10.659
4	1:09.139	+0.616	2:19.798
5	1:09.442	+0.919	2:29.240
6	1:09.617	+1.094	2:38.857
7	1:09.197	+0.674	2:48.054
8	1:08.523		2:56.577
(23) Jackie Cochrane			
1	1:11.458	+2.884	2:00.419
2	1:11.864	+3.270	2:12.283
3	1:09.233	+0.639	2:21.516
4	1:08.594		2:30.110
(16) Tommy Doherty			
1	1:13.455	+1.689	1:54.546
2	1:12.536	+0.750	2:07.082
3	1:11.965	+0.179	2:19.047
4	1:13.724	+1.938	2:32.771
5	1:14.058	+2.272	2:46.829
6	1:13.603	+1.817	2:50.432
7	1:11.786		2:12.218
(79) Ciaran Geoghegan			
1	1:13.097	+0.884	1:59.418
2	1:14.978	+2.765	2:14.396
3	1:13.674	+1.461	2:28.070
4	1:13.078	+0.865	2:41.148
5	1:12.213		2:53.361
6	1:13.378	+1.165	3:06.739
7	1:13.329	+1.116	3:20.068
(87) Kevin Flannigan			
1	1:16.201	+2.392	1:44.696
2	1:14.567	+0.758	2:09.263
3	1:15.519	+1.710	2:24.782
4	1:13.927	+0.118	2:38.709
5	1:14.491	+0.682	2:53.200
6	1:15.023	+1.214	3:08.223
7	1:13.809		3:22.032

Lap	Lap Tm	Diff	me of Day
(42) Johnny Flynn			
1	1:18.912	+5.091	1:58.321
2	1:15.936	+2.115	2:14.257
3	1:16.714	+2.893	2:30.971
4	1:14.245	+0.424	2:45.216
5	1:14.721	+0.900	2:59.937
6	1:15.025	+1.204	3:14.962
7	1:13.821		3:28.783
(6) Edmund Cassidy			
1	1:33.034	+15.518	3:28.114
2	1:18.984	+1.468	4:47.098
3	1:17.516		6:04.614
4	1:18.766	+1.250	7:23.380
(44) Derek Harrison			
1	1:30.198		9:02.925

Lap	Lap Tm	Diff	me of Day
-----	--------	------	-----------

Results provisional until the conclusion of judicial and technical matters

Orbits

Timekeeper: D.Bradfield

Clerk of Course: Chris Edwards

www.mylaps.com

Live timing available at timing.rhwright.

Licensed to: R.H.Wright Timing

Printed: 29/09/2024 15:10:34



500 MRCI "End of Season" Race Meeting

Sorted on best lap time

HRCA

Kirkistown 500 MRCI 1.512 miles

Qualifying (Q5)

28/09/2024 09:45

Qualifying started at 10:01:53

Pos	No.	Name	Make	Best Tm	Diff	In Lap	Best Speed	2nd Best	In Lap
1	55	Bernard Foley	2.0 Crossle 42S	1:02.955		8	86.459	1:03.540	4
2	26	David Kelly	2.0 Crossle 9S	1:03.967	1.012	4	85.091	1:04.254	8
3	90	William Crosbie	2.0 Crossle 9S	1:05.106	2.151	8	83.602	1:05.711	7
4	147	Stephen Kelly	1.6 Mallock	1:08.523	5.568	8	79.433	1:09.139	4
5	23	Jackie Cochrane	4.7 Sunbeam Tiger	1:08.594	5.639	4	79.351	1:09.233	3
6	16	Tommy Doherty	3.0 Ford Capri	1:11.786	8.831	7	75.823	1:11.965	3
7	79	Ciaran Geoghegan	2.0 Lotus Cortina	1:12.213	9.258	5	75.375	1:13.078	4
8	87	Kevin Flannigan	1.4 MG Midget	1:13.809	10.854	7	73.745	1:13.927	4
9	42	Johnny Flynn	1.4 MG Midget	1:13.821	10.866	7	73.733	1:14.245	4
10	6	Edmund Cassidy	4.7 Sunbeam Tiger	1:17.516	14.561	3	70.218	1:18.766	4
11	44	Derek Harrison	1.6 Lotus Elan	1:30.198	27.243	1	60.345		0
12	47	Clive Brandon	1.9 Lotus 47			0	-		0

Results provisional until the conclusion of judicial and technical matters

Orbits

Timekeeper: D.Bradfield

Clerk of Course: Chris Edwards

Live timing available at timing.rhwright.co.uk

www.mylaps.com

Licensed to: R.H.Wright Timing

Printed: 28/09/2024 10:13:43



**R.H.
Wright**



500 MRCI "End of Season" Race Meeting

HRCA

Kirkistown 500 MRCI 1.512 miles

Race 1 (R5)

28/09/2024 12:30

Race (12:00 and 1 Laps) started at 12:39:12

Lap	Lap Tm	Diff	me of Day
(55) Bernard Foley			
1	1:10.179	+6.112	1:24.552
2	1:06.289	+2.222	1:30.841
3	1:06.881	+2.814	1:37.722
4	1:05.970	+1.903	1:43.692
5	1:05.011	+0.944	1:48.703
6	1:05.882	+1.815	1:54.585
7	1:06.031	+1.964	1:00.616
8	1:04.284	+0.217	1:04.900
9	1:04.585	+0.518	1:09.485
10	1:06.413	+2.346	1:15.898
11	1:04.067		1:19.965
12	1:04.087	+0.020	1:24.052
(26) David Kelly			
1	1:12.128	+8.225	1:26.926
2	1:05.379	+1.476	1:32.305
3	1:06.787	+2.884	1:39.092
4	1:05.919	+2.016	1:45.011
5	1:05.855	+1.952	1:50.866
6	1:06.242	+2.339	1:57.108
7	1:04.548	+0.645	1:01.656
8	1:04.560	+0.657	1:06.216
9	1:05.350	+1.447	1:11.566
10	1:05.612	+1.709	1:17.178
11	1:04.020	+0.117	1:21.198
12	1:03.903		1:25.101
(90) William Crosbie			
1	1:10.379	+6.618	1:25.638
2	1:05.583	+1.822	1:31.221
3	1:06.817	+3.056	1:38.038
4	1:06.632	+2.871	1:44.670
5	1:05.629	+1.868	1:50.299
6	1:05.810	+2.049	1:56.109
7	1:04.757	+0.996	1:00.866
8	1:04.462	+0.701	1:05.328
9	1:03.761		1:09.089
10	1:05.744	+1.983	1:14.833
11	1:04.157	+0.396	1:18.990
12	1:06.903	+3.142	1:25.893
(23) Jackie Cochrane			
1	1:10.758	+4.995	1:27.292
2	1:05.763		1:33.055
3	1:07.682	+1.919	1:40.737
4	1:10.045	+4.282	1:50.782
5	1:09.365	+3.602	1:00.147
6	1:08.769	+3.006	1:08.916
7	1:08.949	+3.186	1:17.865
8	1:09.013	+3.250	1:26.878
9	1:06.592	+0.829	1:33.470
10	1:07.442	+1.679	1:40.912
11	1:08.312	+2.549	1:49.224
12	1:07.945	+2.182	1:57.169
(147) Stephen Kelly			
1	1:15.215	+8.344	1:30.065
2	1:09.245	+2.374	1:39.310
3	1:09.696	+2.825	1:49.006
4	1:08.935	+2.064	1:57.941
5	1:08.653	+1.782	1:06.594
6	1:07.486	+0.615	1:14.080
7	1:08.274	+1.403	1:22.354
8	1:09.076	+2.205	1:31.430
9	1:06.871		1:38.301
10	1:07.112	+0.241	1:45.413
11	1:06.884	+0.013	1:52.297
12	1:07.387	+0.516	1:59.684
(47) Clive Brandon			
1	1:16.877	+9.853	1:34.592
2	1:07.905	+0.881	1:42.497

Lap	Lap Tm	Diff	me of Day
3	1:12.346	+5.322	1:54.843
4	1:09.737	+2.713	1:04.580
5	1:10.569	+3.545	1:15.149
6	1:08.008	+0.984	1:23.157
7	1:07.817	+0.793	1:30.974
8	1:07.588	+0.564	1:38.562
9	1:08.372	+1.348	1:46.934
10	1:07.553	+0.529	1:54.487
11	1:07.797	+0.773	1:02.284
12	1:07.024		1:09.308
(16) Tommy Doherty			
1	1:16.853	+4.133	1:33.192
2	1:12.720		1:45.912
3	1:13.898	+1.178	1:59.810
4	1:13.625	+0.905	1:13.435
5	1:13.795	+1.075	1:27.230
6	1:13.831	+1.111	1:41.061
7	1:13.722	+1.002	1:54.783
8	1:14.230	+1.510	1:09.013
9	1:16.250	+3.530	1:25.263
10	1:13.452	+0.732	1:38.715
11	1:14.063	+1.343	1:52.778
(87) Kevin Flannigan			
1	1:18.766	+4.793	1:35.190
2	1:13.973		1:49.163
3	1:15.426	+1.453	1:04.589
4	1:14.729	+0.756	1:19.318
5	1:14.250	+0.277	1:33.568
6	1:14.624	+0.651	1:48.192
7	1:14.315	+0.342	1:02.507
8	1:16.001	+2.028	1:18.508
9	1:14.784	+0.811	1:33.292
10	1:15.384	+1.411	1:48.676
11	1:16.703	+2.730	1:05.379
(42) Johnny Flynn			
1	1:21.011	+5.955	1:38.270
2	1:30.773	+15.717	1:09.043
3	1:16.410	+1.354	1:25.453
4	1:16.672	+0.616	1:41.125
5	1:17.510	+2.454	1:58.635
6	1:15.082	+0.026	1:13.717
7	1:16.316	+1.260	1:30.033
8	1:15.056		1:45.089
9	1:15.863	+0.807	1:00.952
10	1:16.466	+1.410	1:17.418
11	1:17.921	+2.865	1:35.339
(6) Edmund Cassidy			
1	1:21.758	+6.378	1:39.101
2	1:17.403	+2.023	1:56.504
3	1:21.056	+5.676	1:17.560
4	1:21.149	+5.769	1:38.709
5	1:20.561	+5.181	1:59.270
6	1:16.314	+0.934	1:15.584
7	1:17.279	+1.899	1:32.863
8	1:16.210	+0.830	1:49.073
9	1:16.152	+0.772	1:05.225
10	1:15.380		1:20.605
11	1:16.534	+1.154	1:37.139
(44) Derek Harrison			
1	1:29.771		1:52.359
2	1:34.900	+5.129	1:27.259
3	1:35.201	+5.430	1:02.460
4	1:41.534	+11.763	1:43.994
5	1:39.035	+9.264	1:23.029
6	1:34.229	+4.458	1:57.258
7	1:44.515	+14.744	1:41.773
8	1:34.035	+4.264	1:15.808
(79) Ciaran Geoghegan			

Lap	Lap Tm	Diff	me of Day
1	1:19.437		1:36.187

Results provisional until the conclusion of judicial and technical matters Orbits

Timekeeper: D.Bradfield

Clerk of Course: Chris Edwards

www.mylaps.com

Live timing available at timing.rhwright.



Licensed to: R.H.Wright Timing



500 MRCI "End of Season" Race Meeting

Sorted on Laps

HRCA

Kirkistown 500 MRCI 1.512 miles

Race 1 (R5)

28/09/2024 12:30

Race (12:00 and 1 Laps) started at 12:39:12

Pos	No.	Name	Make	Laps	Total Tm	Best Tm	Best Speed	In Lap	Avg. Speed
1	55	Bernard Foley	2.0 Crossle 42S	12	13:11.655	1:04.067	84.958	11	82.506
2	26	David Kelly	2.0 Crossle 9S	12	13:12.704	1:03.903	85.176	12	82.397
3	90	William Crosbie	2.0 Crossle 9S	12	13:13.496	1:03.761	85.366	9	82.315
4	23	Jackie Cochrane	4.7 Sunbeam Tiger	12	13:44.772	1:05.763	82.767	2	79.193
5	147	Stephen Kelly	1.6 Mallock	12	13:47.287	1:06.871	81.396	9	78.952
6	47	Clive Brandon	1.9 Lotus 47	12	13:56.911	1:07.024	81.210	12	78.044
7	16	Tommy Doherty	3.0 Ford Capri	11	13:40.381	1:12.720	74.849	2	72.982
8	87	Kevin Flannigan	1.4 MG Midget	11	13:52.982	1:13.973	73.581	2	71.878
9	42	Johnny Flynn	1.4 MG Midget	11	14:22.942	1:15.056	72.519	8	69.383
10	6	Edmund Cassidy	4.7 Sunbeam Tiger	11	14:24.742	1:15.380	72.208	10	69.238
11	44	Derek Harrison	1.6 Lotus Elan	8	13:03.411	1:29.771	60.632	1	55.583
Not classified									
DNF	79	Ciaran Geoghegan	2.0 Lotus Cortina	1	1:23.790	1:19.437	68.520	1	64.960

Margin of Victory

Avg. Speed

Best Lap Tm

Best Speed

Best Lap by

1.049

82.506

1:03.761

85.366

90 - William Crosbie

Results provisional until the conclusion of judicial and technical matters

Orbits

Timekeeper: D.Bradfield

Clerk of Course: Chris Edwards

Live timing available at timing.rhwright.co.uk

www.mylaps.com

Printed: 28/09/2024 12:55:21

Licensed to: R.H.Wright Timing



R.H.Wright
Timing



500 MRCI "End of Season" Race Meeting

HRCA

Kirkistown 500 MRCI 1.512 miles


Race 1 (R5)

28/09/2024 12:30

Race (12:00 and 1 Laps)

6	44	47
	11	12
5	42	6
	9	10
4	79	87
	7	8
3	23	16
	5	6
2	90	147
	3	4
1	55	26
	1	2

POLE POSITION



Results provisional until the conclusion of judicial and technical matters

Orbits

Timekeeper: D.Bradfield

Clerk of Course: Chris Edwards

Live timing available at timing.rhwright.co.uk

www.mylaps.com

Licensed to: R.H.Wright Timing

Printed: 28/09/2024 10:14:09



**R.H.
Wright**



500 MRCI "End of Season" Race Meeting

HRCA

Kirkistown 500 MRCI 1.512 miles

Race 2 (R10)

28/09/2024 15:00

Race (12:00 and 1 Laps) started at 15:08:55

Lap	Lap Tm	Diff	me of Day
(26) David Kelly			
1	1:09.970	+6.028	1:08.033
2	1:04.297	+0.355	1:12.330
3	1:04.094	+0.152	1:16.424
4	1:04.573	+0.631	1:20.997
5	1:04.257	+0.315	1:25.254
6	1:04.914	+0.972	1:30.168
7	1:04.964	+1.022	1:35.132
8	1:05.809	+1.867	1:40.941
9	1:03.942		1:44.883
10	1:04.482	+0.540	1:49.365
11	1:04.992	+1.050	1:54.357
12	1:05.293	+1.351	1:59.650
(90) William Crosbie			
1	1:11.725	+7.701	1:10.134
2	1:04.024		1:14.158
3	1:05.250	+1.226	1:19.408
4	1:05.011	+0.987	1:24.419
5	1:04.722	+0.698	1:29.141
6	1:04.958	+0.934	1:34.099
7	1:05.057	+1.033	1:39.156
8	1:05.624	+1.600	1:44.780
9	1:05.634	+1.610	1:50.414
10	1:05.543	+1.519	1:55.957
11	1:06.530	+2.506	1:02.487
12	1:06.415	+2.391	1:08.902
(55) Bernard Foley			
1	1:15.137	+11.231	1:19.542
2	1:05.758	+1.852	1:25.300
3	1:05.201	+1.295	1:30.501
4	1:04.802	+0.896	1:35.303
5	1:04.376	+0.470	1:39.679
6	1:03.976	+0.070	1:43.655
7	1:05.534	+1.628	1:49.189
8	1:05.654	+1.748	1:54.843
9	1:04.497	+0.591	1:59.340
10	1:04.417	+0.511	1:03.757
11	1:04.562	+0.656	1:08.319
12	1:03.906		1:12.225
(23) Jackie Cochrane			
1	1:10.733	+4.673	1:10.282
2	1:06.403	+0.343	1:16.665
3	1:06.332	+0.272	1:22.997
4	1:06.672	+0.612	1:29.669
5	1:06.367	+0.307	1:36.036
6	1:06.513	+0.453	1:42.549
7	1:06.060		1:48.609
8	1:07.257	+1.197	1:55.866
9	1:07.933	+1.873	1:03.799
10	1:07.534	+1.474	1:11.333
11	1:08.721	+2.661	1:20.054
12	1:09.568	+3.508	1:29.622
(47) Clive Brandon			
1	1:15.741	+9.508	1:16.318
2	1:08.695	+2.462	1:25.013
3	1:08.102	+1.869	1:33.115
4	1:08.027	+1.794	1:41.142
5	1:07.875	+1.642	1:49.017
6	1:07.682	+1.449	1:56.699
7	1:07.786	+1.553	1:04.485
8	1:07.076	+0.843	1:11.561
9	1:06.971	+0.738	1:18.532
10	1:07.070	+0.837	1:25.602
11	1:06.802	+0.569	1:32.404
12	1:06.233		1:38.637
(147) Stephen Kelly			
1	1:15.125	+8.174	1:13.089
2	1:09.572	+2.621	1:22.661

Lap	Lap Tm	Diff	me of Day
3	1:08.895	+1.944	1:31.556
4	1:08.107	+1.156	1:39.663
5	1:07.096	+0.145	1:46.759
6	1:07.802	+0.851	1:54.561
7	1:07.371	+0.420	1:01.932
8	1:07.382	+0.431	1:09.314
9	1:08.013	+1.062	1:17.327
10	1:06.951		1:24.278
11	1:07.477	+0.526	1:31.755
12	1:07.566	+0.615	1:39.321
(16) Tommy Doherty			
1	1:17.715	+4.940	1:16.919
2	1:14.331	+1.556	1:31.250
3	1:13.245	+0.470	1:44.495
4	1:13.524	+0.749	1:58.019
5	1:13.012	+0.237	1:11.031
6	1:12.775		1:23.806
7	1:14.882	+2.107	1:38.688
8	1:14.242	+1.467	1:52.930
9	1:13.804	+1.029	1:06.734
10	1:14.801	+2.026	1:21.535
11	1:14.714	+1.939	1:36.249
(42) Johnny Flynn			
1	1:19.920	+6.017	1:20.074
2	1:13.903		1:33.977
3	1:14.244	+0.341	1:48.221
4	1:13.917	+0.014	1:02.138
5	1:13.995	+0.092	1:16.133
6	1:14.048	+0.145	1:30.181
7	1:18.366	+4.463	1:48.547
8	1:15.048	+1.145	1:03.595
9	1:15.317	+1.414	1:18.912
10	1:16.354	+2.451	1:35.266
11	1:15.184	+1.281	1:50.450
(87) Kevin Flannigan			
1	1:30.480	+16.927	1:29.821
2	1:14.895	+1.342	1:44.716
3	1:14.278	+0.725	1:58.994
4	1:14.291	+0.738	1:13.285
5	1:13.930	+0.377	1:27.215
6	1:15.150	+1.597	1:42.365
7	1:16.051	+2.498	1:58.416
8	1:13.553		1:11.969
9	1:13.686	+0.133	1:25.655
10	1:14.000	+0.447	1:39.655
11	1:15.955	+2.402	1:55.610
(44) Derek Harrison			
1	1:44.346	+1.585	1:46.121
2	1:46.998	+4.237	2:33.119
3	1:46.276	+3.515	1:19.395
4	2:00.031	+17.270	1:19.426
5	1:43.744	+0.983	1:03.170
6	1:46.142	+3.381	1:49.312
7	1:42.761		1:32.073
8	1:43.206	+0.445	1:15.279

Lap	Lap Tm	Diff	me of Day
-----	--------	------	-----------

Results provisional until the conclusion of judicial and technical matters

Orbits

Timekeeper: D.Bradfield

Clerk of Course: Chris Edwards

www.mylaps.com

Live timing available at timing.rhwright.

Licensed to: R.H.Wright Timing

Printed: 29/09/2024 15:10:58



500 MRCI "End of Season" Race Meeting

Sorted on Laps

HRCA

Kirkistown 500 MRCI 1.512 miles

Race 2 (R10)

28/09/2024 15:00

Race (12:00 and 1 Laps) started at 15:08:55

Pos	No.	Name	Make	Laps	Total Tm	Best Tm	Best Speed	In Lap	Avg. Speed
1	26	David Kelly	2.0 Crossle 9S	12	13:04.123	1:03.942	85.124	9	83.298
2	90	William Crosbie	2.0 Crossle 9S	12	13:13.375	1:04.024	85.015	2	82.327
3	55	Bernard Foley	2.0 Crossle 42S	12	13:16.698	1:03.906	85.172	12	81.984
4	23	Jackie Cochrane	4.7 Sunbeam Tiger	12	13:34.095	1:06.060	82.395	7	80.232
5	47	Clive Brandon	1.9 Lotus 47	12	13:43.110	1:06.233	82.180	12	79.353
6	147	Stephen Kelly	1.6 Mallock	12	13:43.794	1:06.951	81.299	10	79.287
7	16	Tommy Doherty	3.0 Ford Capri	11	13:40.722	1:12.775	74.792	6	72.952
8	42	Johnny Flynn	1.4 MG Midget	11	13:54.923	1:13.903	73.651	2	71.711
9	87	Kevin Flannigan	1.4 MG Midget	11	14:00.083	1:13.553	74.001	8	71.271
10	44	Derek Harrison	1.6 Lotus Elan	8	14:19.752	1:42.761	52.968	7	50.647

Not classified

DNS	79	Ciaran Geoghegan	2.0 Lotus Cortina				-	0	-
DNS	6	Edmund Cassidy	4.7 Sunbeam Tiger				-	0	-

Margin of Victory	Avg. Speed	Best Lap Tm	Best Speed	Best Lap by
9.252	83.298	1:03.906	85.172	55 - Bernard Foley

Results provisional until the conclusion of judicial and technical matters

Orbits

Timekeeper: D.Bradfield

Clerk of Course: Chris Edwards

Live timing available at timing.rhwright.co.uk

www.mylaps.com

Licensed to: R.H.Wright Timing

Printed: 28/09/2024 15:23:40



R.H.Wright
Timing



500 MRCI "End of Season" Race Meeting

HRCA

Kirkistown 500 MRCI 1.512 miles

Race 2 (R10)

28/09/2024 15:00

Race (12:00 and 1 Laps)

6	44	47
	11	12
5	42	6
	9	10
4	79	87
	7	8
3	23	16
	5	6
2	90	147
	3	4
1	55	26
	1	2

POLE POSITION



Results provisional until the conclusion of judicial and technical matters

Orbits

Timekeeper: D.Bradfield

Clerk of Course: Chris Edwards

Live timing available at timing.rhwright.co.uk

www.mylaps.com

Printed: 28/09/2024 10:14:56

Licensed to: R.H.Wright Timing



**R.H.
Wright**



500 MRCI "End of Season" Race Meeting

Mazda Modi-5 Cup

Kirkistown 500 MRCI 1.512 miles

Qualifying (Q4)

28/09/2024 09:30

Qualifying started at 9:49:08

Lap	Lap Tm	Diff	me of Day
(42) Rob Kennedy			
1	1:10.114	+0.968	4:30.176
2	1:09.970	+0.824	5:40.146
3	1:09.146		6:49.292
4	1:09.522	+0.376	7:58.814
5	1:09.739	+0.593	9:08.553
(34) Damian Moran			
1	1:11.976	+1.433	1:146.122
2	1:20.340	+9.797	3:06.462
3	1:15.043	+4.500	4:21.505
4	1:19.164	+8.621	5:40.669
5	1:10.543		6:51.212
6	1:10.920	+0.377	8:02.132
7	1:15.390	+4.847	9:17.522
(14) Francis Allen			
1	1:32.474	+21.623	3:13.707
2	1:11.980	+1.129	4:25.687
3	1:10.982	+0.131	5:36.669
4	1:10.851		6:47.520
5	1:17.407	+6.556	8:04.927
6	1:11.663	+0.812	9:16.590
(9) John Stewart			
1	1:13.171	+1.871	1:142.120
2	1:14.830	+3.530	2:56.950
3	1:12.042	+0.742	4:08.992
4	1:11.300		5:20.292
5	1:13.651	+2.351	6:33.943
6	1:12.418	+1.118	7:46.361
7	1:11.409	+0.109	8:57.770
8	1:11.549	+0.249	1:09.319
(50) Robert McAllister			
1	1:12.079	+0.751	3:52.110
2	1:25.077	+13.749	6:37.187
3	1:12.400	+1.072	7:49.587
4	1:11.684	+0.356	9:01.271
5	1:11.328		1:12.599
(314) Stuart Annesley			
1	1:15.050	+3.515	4:05.178
2	1:12.929	+1.394	5:18.107
3	1:14.851	+3.316	6:32.958
4	1:14.381	+2.846	7:47.339
5	1:11.769	+0.234	8:59.108
6	1:11.535		1:10.643
(7) Gregory Radcliffe			
1	1:12.631	+0.979	4:22.463
2	1:11.998	+0.346	5:34.461
3	1:11.652		6:46.113
4	1:11.909	+0.257	7:58.022
5	1:16.051	+4.399	9:14.073
(48) Paul McAlinden			
1	1:15.913	+3.133	2:57.757
2	1:13.492	+0.712	4:11.249
3	1:16.628	+3.848	5:27.877
4	1:13.743	+0.963	6:41.620
5	1:13.331	+0.551	7:54.951
6	1:12.780		9:07.731
(22) Andy Penman			
1	1:36.296	+22.761	4:02.899
2	1:15.077	+1.542	5:17.776
3	1:17.008	+3.473	6:34.784
4	1:15.355	+1.820	7:50.139
5	1:13.535		9:03.674
(41) Jim Kennedy			
1	1:15.909	+2.322	4:39.560

Lap	Lap Tm	Diff	me of Day
2	1:13.587		5:53.147
3	1:15.374	+1.787	7:08.521
4	1:29.786	+16.199	8:38.307
5	1:14.653	+1.066	9:52.960

Lap	Lap Tm	Diff	me of Day
-----	--------	------	-----------

Results provisional until the conclusion of judicial and technical matters

Orbits

Timekeeper: D.Bradfield

Clerk of Course: Chris Edwards

www.mylaps.com

Live timing available at timing.rhwright.

Licensed to: R.H.Wright Timing

Printed: 29/09/2024 15:11:10



500 MRCI "End of Season" Race Meeting

Sorted on best lap time

Mazda Modi-5 Cup

Kirkistown 500 MRCI 1.512 miles

Qualifying (Q4)

28/09/2024 09:30

Qualifying started at 9:49:08

Pos	No.	Name	Make	Best Tm	Diff	In Lap	Best Speed	2nd Best	In Lap
1	42	Rob Kennedy	1.8 Mazda MX5	1:09.146		3	78.718	1:09.522	4
2	34	Damian Moran	1.8 Mazda MX5	1:10.543	1.397	5	77.159	1:10.920	6
3	14	Francis Allen	1.8 Mazda MX5	1:10.851	1.705	4	76.823	1:10.982	3
4	9	John Stewart	1.8 Mazda MX5	1:11.300	2.154	4	76.340	1:11.409	7
5	50	Robert McAllister	1.8 Mazda MX5	1:11.328	2.182	5	76.310	1:11.684	4
6	314	Stuart Annesley	1.8 Mazda MX5	1:11.535	2.389	6	76.089	1:11.769	5
7	7	Gregory Radcliffe	1.8 Mazda MX5	1:11.652	2.506	3	75.965	1:11.909	4
8	48	Paul McAlinden	1.8 Mazda MX5	1:12.780	3.634	6	74.787	1:13.331	5
9	22	Andy Penman	1.8 Mazda MX5	1:13.535	4.389	5	74.019	1:15.077	2
10	41	Jim Kennedy	1.8 Mazda MX5	1:13.587	4.441	2	73.967	1:14.653	5

Announcements

Car 22 – Please fit a working transponder as per MSUK Reg Q12.8.1

Results provisional until the conclusion of judicial and technical matters

Orbits

Timekeeper: D.Bradfield

Clerk of Course: Chris Edwards

Live timing available at timing.rhwright.co.uk

www.mylaps.com

Licensed to: R.H.Wright Timing

Printed: 28/09/2024 10:01:36



R.H.
Wright



500 MRCI "End of Season" Race Meeting

Mazda Modi-5 Cup

Kirkistown 500 MRCI 1.512 miles

Race 1 (R4)

28/09/2024 12:00

Race (12:00 and 0 Laps) started at 12:15:59

Lap	Lap Tm	Diff	me of Day
(42) Rob Kennedy			
1	1:16.648	+6.856	1:18.712
2	1:10.698	+0.906	1:29.410
3	1:11.299	+1.507	1:40.709
4	1:10.015	+0.223	1:50.724
5	1:09.845	+0.053	1:00.569
6	1:09.792		1:10.361
7	1:10.299	+0.507	1:20.660
8	1:10.695	+0.903	1:31.355
9	1:11.100	+1.308	1:42.455
10	1:09.814	+0.022	1:52.269
11	1:09.827	+0.035	1:02.096
(14) Francis Allen			
1	1:16.744	+6.246	1:19.460
2	1:10.507	+0.009	1:29.967
3	1:12.263	+1.765	1:42.230
4	1:11.111	+0.613	1:53.341
5	1:10.781	+0.283	1:04.122
6	1:10.498		1:14.620
7	1:10.848	+0.350	1:25.468
8	1:10.844	+0.346	1:36.312
9	1:11.444	+0.946	1:47.756
10	1:11.759	+1.261	1:59.515
11	1:11.735	+1.237	1:11.250
(34) Damian Moran			
1	1:16.773	+6.133	1:18.465
2	1:10.856	+0.216	1:29.321
3	1:12.053	+1.413	1:41.374
4	1:10.897	+0.257	1:52.271
5	1:10.640		2:02.911
6	1:10.805	+0.165	1:13.716
7	1:10.978	+0.338	1:24.694
8	1:11.432	+0.792	1:36.126
9	1:11.490	+0.850	1:47.616
10	1:11.763	+1.123	1:59.379
11	1:11.897	+1.257	1:11.276
(50) Robert McAllister			
1	1:17.258	+5.975	1:20.372
2	1:11.677	+0.394	1:32.049
3	1:11.361	+0.078	1:43.410
4	1:11.576	+0.293	1:54.986
5	1:11.287	+0.004	2:06.273
6	1:11.283		1:17.556
7	1:12.574	+1.291	1:30.130
8	1:12.425	+1.142	1:42.555
9	1:12.382	+1.099	1:54.937
10	1:12.399	+1.116	1:07.336
11	1:11.971	+0.688	1:19.307
(7) Gregory Raddcliffe			
1	1:19.966	+8.635	1:23.578
2	1:11.891	+0.560	1:35.469
3	1:11.749	+0.418	1:47.218
4	1:11.386	+0.055	1:58.604
5	1:12.077	+0.746	1:10.681
6	1:12.281	+0.950	1:22.962
7	1:11.993	+0.662	1:34.955
8	1:11.765	+0.434	1:46.720
9	1:11.665	+0.334	1:58.385
10	1:11.331		1:09.716
11	1:11.616	+0.285	1:21.332
(48) Paul McAlinden			
1	1:17.022	+5.301	1:20.929
2	1:11.721		1:32.650
3	1:11.952	+0.231	1:44.602
4	1:12.020	+0.299	1:56.622
5	1:13.712	+1.991	2:10.334
6	1:12.448	+0.727	1:22.782
7	1:13.005	+1.284	1:35.787

Lap	Lap Tm	Diff	me of Day
8	1:12.180	+0.459	1:47.967
9	1:12.627	+0.906	1:00.594
10	1:12.903	+1.182	1:13.497
11	1:13.736	+2.015	1:27.233
(311) Stuart Annesley			
1	1:20.727	+9.023	1:24.218
2	1:11.842	+0.138	1:36.060
3	1:12.215	+0.511	1:48.275
4	1:14.130	+2.426	1:02.405
5	1:12.774	+1.070	1:15.179
6	1:12.958	+1.254	1:28.137
7	1:12.367	+0.663	1:40.504
8	1:11.704		1:52.208
9	1:13.867	+2.163	1:06.075
10	1:12.831	+1.127	1:18.906
11	1:12.167	+0.463	1:31.073
(41) Jim Kennedy			
1	1:20.809	+9.738	1:25.272
2	1:11.555	+0.484	1:36.827
3	1:11.699	+0.628	1:48.526
4	1:13.183	+2.112	1:01.709
5	1:19.826	+8.755	1:21.535
6	1:12.268	+1.197	1:33.803
7	1:11.761	+0.690	1:45.564
8	1:11.590	+0.519	1:57.154
9	1:12.797	+1.726	1:09.951
10	1:11.496	+0.425	1:21.447
11	1:11.071		1:32.518
(22) Andy Penman			
1	1:21.936	+8.039	1:26.542
2	1:14.165	+0.268	1:40.707
3	1:14.516	+0.619	1:55.223
4	1:14.165	+0.268	1:09.388
5	1:14.686	+0.789	1:24.074
6	1:14.416	+0.519	1:38.490
7	1:14.321	+0.424	1:52.811
8	1:13.907	+0.010	1:06.718
9	1:14.074	+0.177	1:20.792
10	1:13.897		1:34.689
11	1:16.604	+2.707	1:51.293
(9) John Stewart			
1	1:19.963	+8.700	1:22.861
2	1:11.557	+0.294	1:34.418
3	1:12.001	+0.738	1:46.419
4	1:11.566	+0.303	1:57.985
5	1:19.876	+8.613	1:17.861
6	1:12.408	+1.145	1:30.269
7	1:11.263		1:41.532
8	1:11.330	+0.067	1:52.862
9	1:11.466	+0.203	1:04.328
10	1:11.443	+0.180	1:15.771

Lap	Lap Tm	Diff	me of Day
-----	--------	------	-----------

Results provisional until the conclusion of judicial and technical matters

Orbits

Timekeeper: D.Bradfield

Clerk of Course: Chris Edwards

Live timing available at timing.rhwright.com

www.mylaps.com

Licensed to: R.H.Wright Timing

Printed: 29/09/2024 15:11:23



500 MRCI "End of Season" Race Meeting

Sorted on Laps

Mazda Modi-5 Cup

Kirkistown 500 MRCI 1.512 miles

Race 1 (R4)

28/09/2024 12:00

Race (12:00 and 0 Laps) started at 12:15:59

Pos	No.	Name	Make	Laps	Total Tm	Best Tm	Best Speed	In Lap	Avg. Speed
1	42	Rob Kennedy	1.8 Mazda MX5	11	13:02.495	1:09.792	77.989	6	76.516
2	14	Francis Allen	1.8 Mazda MX5	11	13:11.649	1:10.498	77.208	6	75.631
3	34	Damian Moran	1.8 Mazda MX5	11	13:11.675	1:10.640	77.053	5	75.629
4	50	Robert McAllister	1.8 Mazda MX5	11	13:19.706	1:11.283	76.358	6	74.869
5	7	Gregory Radcliffe	1.8 Mazda MX5	11	13:21.731	1:11.331	76.307	10	74.680
6	48	Paul McAlinden	1.8 Mazda MX5	11	13:27.632	1:11.721	75.892	2	74.134
7	311	Stuart Annesley	1.8 Mazda MX5	11	13:31.472	1:11.704	75.910	8	73.783
8	41	Jim Kennedy	1.8 Mazda MX5	11	13:32.917	1:11.071	76.586	11	73.652
9	22	Andy Penman	1.8 Mazda MX5	11	13:51.692	1:13.897	73.657	10	71.990
Not classified									
DNF	9	John Stewart	1.8 Mazda MX5	10	12:16.170	1:11.263	76.379	7	73.937

Margin of Victory

Avg. Speed

Best Lap Tm

Best Speed

Best Lap by

9.154

76.516

1:09.792

77.989

42 - Rob Kennedy

Results provisional until the conclusion of judicial and technical matters

Orbits

Timekeeper: D.Bradfield

Clerk of Course: Chris Edwards

Live timing available at timing.rhwright.co.uk

www.mylaps.com

Licensed to: R.H.Wright Timing

Printed: 28/09/2024 12:31:08



R.H.Wright
Timing



500 MRCI "End of Season" Race Meeting

Mazda Modi-5 Cup

Kirkistown 500 MRCI 1.512 miles

Race 1 (R4)

28/09/2024 12:00

Race (12:00 and 1 Laps)

5	22	41
	9	10
4	7	48
	7	8
3	50	314
	5	6
2	14	9
	3	4
1	42	34
	1	2

POLE POSITION



Results provisional until the conclusion of judicial and technical matters

Orbits

Timekeeper: D.Bradfield

Clerk of Course: Chris Edwards

Live timing available at timing.rhwright.co.uk

www.mylaps.com

Licensed to: R.H.Wright Timing

Printed: 28/09/2024 10:03:18



R.H.
Wright



500 MRCI "End of Season" Race Meeting

Mazda Modi-5 Cup

Kirkistown 500 MRCI 1.512 miles

Race 2 (R14)

28/09/2024 17:00

Race (12:00 and 1 Laps) started at 16:45:33

Lap	Lap Tm	Diff	me of Day
(42) Rob Kennedy			
1	1:18.598	+9.059	1:56.985
2	1:10.752	+1.213	1:07.737
3	1:10.158	+0.619	1:17.895
4	1:09.539		1:27.434
5	1:09.544	+0.005	1:36.978
6	1:12.461	+2.922	1:49.439
7	1:10.396	+0.857	1:59.835
8	1:09.774	+0.235	1:09.609
9	1:09.867	+0.328	1:19.476
10	1:09.696	+0.157	1:29.172
11	1:10.326	+0.787	1:39.498
12	1:10.230	+0.691	1:49.728
(34) Damian Moran			
1	1:16.906	+6.352	1:54.676
2	1:11.348	+0.794	1:06.024
3	1:10.832	+0.278	1:16.856
4	1:11.005	+0.451	1:27.861
5	1:10.679	+0.125	1:38.540
6	1:11.903	+1.349	1:50.443
7	1:10.554		1:00.997
8	1:11.059	+0.505	1:12.056
9	1:10.740	+0.186	1:22.796
10	1:10.630	+0.076	1:33.426
11	1:10.904	+0.350	1:44.330
12	1:11.466	+0.912	1:55.796
(14) Francis Allen			
1	1:19.143	+9.112	1:57.031
2	1:12.877	+2.846	1:09.908
3	1:10.599	+0.568	1:20.507
4	1:11.056	+1.025	1:31.563
5	1:10.232	+0.201	1:41.795
6	1:10.683	+0.652	1:52.478
7	1:10.407	+0.376	1:02.885
8	1:10.520	+0.489	1:13.405
9	1:10.031		1:23.436
10	1:10.169	+0.138	1:33.605
11	1:11.344	+1.313	1:44.949
12	1:11.681	+1.650	1:56.630
(50) Robert McAllister			
1	1:19.273	+8.104	1:56.672
2	1:11.985	+0.816	1:08.657
3	1:12.282	+1.113	1:20.939
4	1:11.991	+0.822	1:32.930
5	1:11.169		1:44.099
6	1:11.640	+0.471	1:55.739
7	1:11.656	+0.487	1:07.395
8	1:11.296	+0.127	1:18.691
9	1:11.680	+0.511	1:30.371
10	1:11.991	+0.822	1:42.362
11	1:11.814	+0.645	1:54.176
12	1:12.038	+0.869	1:06.214
(7) Gregory Radcliffe			
1	1:18.423	+6.978	1:55.943
2	1:12.264	+0.819	1:08.207
3	1:11.887	+0.442	1:20.094
4	1:11.731	+0.286	1:31.825
5	1:11.876	+0.431	1:43.701
6	1:12.580	+1.135	1:56.281
7	1:11.859	+0.414	1:08.140
8	1:11.445		1:19.585
9	1:11.702	+0.257	1:31.287
10	1:13.483	+2.038	1:44.770
11	1:12.379	+0.934	1:57.149
12	1:11.525	+0.080	1:08.674
(311) Stuart Annesley			
1	1:18.491	+6.915	1:55.383
2	1:11.576		1:06.959

Lap	Lap Tm	Diff	me of Day
3	1:13.825	+2.249	1:20.784
4	1:13.982	+2.406	1:34.766
5	1:12.245	+0.669	1:47.011
6	1:12.319	+0.743	1:59.330
7	1:12.361	+0.785	1:11.691
8	1:12.272	+0.696	1:23.963
9	1:12.513	+0.937	1:36.476
10	1:12.333	+0.757	1:48.809
11	1:12.397	+0.821	1:01.206
12	1:12.926	+1.350	1:14.132
(48) Paul McAlinden			
1	1:19.946	+7.756	1:56.885
2	1:13.005	+0.815	1:09.890
3	1:13.742	+1.552	1:23.632
4	1:12.236	+0.046	1:35.868
5	1:12.908	+0.718	1:48.776
6	1:12.761	+0.571	1:01.537
7	1:13.102	+0.912	1:14.639
8	1:12.190		1:26.829
9	1:12.224	+0.034	1:39.053
10	1:12.703	+0.513	1:51.756
11	1:12.524	+0.334	1:04.280
12	1:12.703	+0.513	1:16.983
(41) Jim Kennedy			
1	1:24.940	+13.594	1:01.249
2	1:12.434	+1.088	1:13.683
3	1:12.036	+0.690	1:25.719
4	1:11.393	+0.047	1:37.112
5	1:11.865	+0.519	1:48.977
6	1:12.787	+1.441	1:01.764
7	1:12.760	+1.414	1:14.524
8	1:11.693	+0.347	1:26.217
9	1:11.346		1:37.563
10	1:11.812	+0.466	1:49.375
11	1:12.335	+0.989	1:01.710
12	1:35.280	+23.934	1:36.990
(22) Andy Penman			
1	1:23.552	+10.132	1:59.694
2	1:14.811	+1.391	1:14.505
3	1:13.996	+0.576	1:28.501
4	1:13.959	+0.539	1:42.460
5	1:14.466	+1.046	1:56.926
6	1:13.625	+0.205	1:10.551
7	1:13.779	+0.359	1:24.330
8	1:13.420		1:37.750
9	1:14.342	+0.922	1:52.092

Lap	Lap Tm	Diff	me of Day
-----	--------	------	-----------

Results provisional until the conclusion of judicial and technical matters

Orbits

Timekeeper: D.Bradfield

Clerk of Course: Chris Edwards

www.mylaps.com

Live timing available at timing.rhwright.

Licensed to: R.H.Wright Timing

Printed: 29/09/2024 15:11:34



500 MRCI "End of Season" Race Meeting

Sorted on Laps

Mazda Modi-5 Cup

Kirkistown 500 MRCI 1.512 miles

Race 2 (R14)

28/09/2024 17:00

Race (12:00 and 1 Laps) started at 16:45:33

Pos	No.	Name	Make	Laps	Total Tm	Best Tm	Best Speed	In Lap	Avg. Speed
1	42	Rob Kennedy	1.8 Mazda MX5	12	14:15.842	1:09.539	78.273	4	76.318
2	34	Damian Moran	1.8 Mazda MX5	12	14:21.910	1:10.554	77.147	7	75.781
3	14	Francis Allen	1.8 Mazda MX5	12	14:22.744	1:10.031	77.723	9	75.708
4	50	Robert McAllister	1.8 Mazda MX5	12	14:32.328	1:11.169	76.480	5	74.876
5	7	Gregory Radcliffe	1.8 Mazda MX5	12	14:34.788	1:11.445	76.185	8	74.665
6	311	Stuart Annesley	1.8 Mazda MX5	12	14:40.246	1:11.576	76.045	2	74.202
7	48	Paul McAlinden	1.8 Mazda MX5	12	14:43.097	1:12.190	75.399	8	73.963
8	41	Jim Kennedy	1.8 Mazda MX5	12	15:03.104	1:11.346	76.290	9	72.324
Not classified									
DNF	22	Andy Penman	1.8 Mazda MX5	9	11:18.206	1:13.420	74.135	8	72.231
DNF	9	John Stewart	1.8 Mazda MX5		4.571		-	0	-

Margin of Victory

Avg. Speed

Best Lap Tm

Best Speed

Best Lap by

6.068

76.318

1:09.539

78.273

42 - Rob Kennedy

Results provisional until the conclusion of judicial and technical matters

Orbits

Timekeeper: D.Bradfield

Clerk of Course: Chris Edwards

Live timing available at timing.rhwright.co.uk

www.mylaps.com

Printed: 28/09/2024 17:00:52

Licensed to: R.H.Wright Timing



R.H.Wright
Timing



500 MRCI "End of Season" Race Meeting

Mazda Modi-5 Cup

Kirkistown 500 MRCI 1.512 miles


Race 2 (R14)

28/09/2024 17:00

Race (12:00 and 1 Laps)

5	42	9
4	34	14
3	7	50
2	311	48
1	22	41
	1	2

POLE POSITION



Results provisional until the conclusion of judicial and technical matters

Orbits

Timekeeper: D.Bradfield

Clerk of Course: Chris Edwards

Live timing available at timing.rhwright.co.uk

www.mylaps.com

Licensed to: R.H.Wright Timing

Printed: 28/09/2024 12:34:36



**R.H.
Wright**



500 MRCI "End of Season" Race Meeting

Mini Cooper/Ford Fiesta

Kirkistown 500 MRCI 1.512 miles

Qualifying (Q3)

28/09/2024 09:15

Qualifying started at 9:35:42

Lap	Lap Tm	Diff	me of Day
(4) Johnny Titterington			
1	1:13.629	+0.816	18:22.552
2	1:12.978	+0.165	19:35.530
3	1:13.540	+0.727	10:49.070
4	1:13.288	+0.475	12:02.358
5	1:12.813		13:15.171
(28) Peter Bennett			
1	1:13.562	+0.680	18:22.136
2	1:13.027	+0.125	19:35.163
3	1:15.805	+2.903	10:50.968
4	1:12.902		12:03.870
5	1:14.911	+2.009	13:18.781
6	1:15.867	+2.965	14:34.648
7	1:13.197	+0.295	15:47.845
(96) Darren Gilmore			
1	1:14.671	+1.727	18:23.652
2	1:13.230	+0.286	19:36.882
3	1:14.983	+2.039	10:51.865
4	1:12.960	+0.016	12:04.825
5	1:17.592	+4.648	13:22.417
6	1:13.417	+0.473	14:35.834
7	1:12.944		15:48.778
(98) Craig Gilmore			
1	1:16.065	+3.011	18:23.306
2	1:13.310	+0.256	19:36.616
3	1:14.963	+1.909	10:51.579
4	1:13.054		12:04.633
5	1:13.912	+0.858	13:18.545
(35) Ryan Hogg			
1	1:15.427	+0.728	18:50.090
2	1:15.192	+0.493	10:05.282
3	1:14.836	+0.137	11:20.118
4	1:14.974	+0.275	12:35.092
5	1:14.955	+0.256	13:50.047
6	1:14.745	+0.046	15:04.792
7	1:14.699		16:19.491
(49) Michael Graham			
1	1:18.998	+1.907	18:47.904
2	1:17.223	+0.132	10:05.127
3	1:17.266	+0.175	11:22.393
4	1:17.735	+0.644	12:40.128
5	1:19.492	+2.401	13:59.620
6	1:17.091		15:16.711
7	1:17.316	+0.225	16:34.027
(76) Derek Graham			
1	1:17.257	+0.161	18:47.065
2	1:19.685	+2.589	10:06.750
3	1:17.096		11:23.846
4	1:17.363	+0.267	12:41.209
5	1:17.127	+0.031	13:58.336
6	1:21.845	+4.749	15:20.181
7	1:17.417	+0.321	16:37.598
(97) Neville Anderson			
1	1:18.507	+1.233	18:49.091
2	1:19.063	+1.789	10:08.154
3	1:18.506	+1.232	11:26.660
4	1:18.434	+1.160	12:45.094
5	1:18.428	+1.154	14:03.522
6	1:17.546	+0.272	15:21.068
7	1:17.274		16:38.342
(18) Conor Mulholland			
1	1:20.241	+2.110	18:55.270
2	1:18.468	+0.337	10:13.738
3	1:19.558	+1.427	11:33.296
4	1:18.638	+0.507	12:51.934

Lap	Lap Tm	Diff	me of Day
5	1:18.819	+0.688	4:10.753
6	1:18.232	+0.101	5:28.985
7	1:18.131		6:47.116
(128) Stephen Walker			
1	1:34.233	+15.520	19:13.537
2	1:19.442	+0.729	0:32.979
3	1:19.212	+0.499	1:52.191
4	1:18.434	-0.279	3:10.625
5	1:18.717	+0.004	4:29.342
6	1:18.713		5:48.055
(26) Grace McCaillon			
1	1:20.390	+1.380	18:52.493
2	1:20.427	+1.417	0:12.920
3	1:20.088	+1.078	1:33.008
4	1:19.882	+0.872	2:52.890
5	1:19.010		4:11.900
6	1:19.050	+0.040	5:30.950
7	1:19.903	+0.893	6:50.853
(21) Megan Campbell			
1	1:26.374	+6.478	19:05.029
2	1:21.479	+1.583	0:26.508
3	1:20.882	+0.986	1:47.390
4	1:20.510	+0.614	3:07.900
5	1:19.896		4:27.796
6	1:20.331	+0.435	5:48.127
(99) Eorann O'Neill			
1	1:22.707	+2.418	18:57.675
2	1:20.712	+0.423	0:18.387
3	1:20.289		1:38.676
4	1:20.803	+0.514	2:59.479
5	1:21.781	+1.492	4:21.260
6	1:20.949	+0.660	5:42.209
(8) Michael Mulholland			
1	1:23.394	+2.896	19:05.849
2	1:21.663	+1.165	0:27.512
3	1:21.203	+0.705	1:48.715
4	1:20.498		3:09.213
5	1:20.808	+0.310	4:30.021
6	1:20.585	+0.087	5:50.606

Lap	Lap Tm	Diff	me of Day
-----	--------	------	-----------

Results provisional until the conclusion of judicial and technical matters

Orbits

Timekeeper: D.Bradfield

Clerk of Course: Chris Edwards

www.mylaps.com

Live timing available at timing.rhwright.

Licensed to: R.H.Wright Timing

Printed: 29/09/2024 15:11:50



500 MRCI "End of Season" Race Meeting

Sorted on best lap time

Mini Cooper/Ford Fiesta

Kirkistown 500 MRCI 1.512 miles

Qualifying (Q3)

28/09/2024 09:15

Qualifying started at 9:35:42

Pos	No.	Name	Make	Best Tm	Diff	In Lap	Best Speed	2nd Best	In Lap
Ford Fiesta									
1	49	Michael Graham	1.3 Ford Fiesta	1:17.091		6	70.605	1:17.223	2
2	76	Derek Graham	1.3 Ford Fiesta	1:17.096	0.005	3	70.601	1:17.127	5
3	97	Neville Anderson	1.3 Ford Fiesta	1:17.274	0.183	7	70.438	1:17.546	6
4	18	Conor Mulholland	1.3 Ford Fiesta	1:18.131	1.040	7	69.665	1:18.232	6
5	128	Stephen Walker	1.3 Ford Fiesta	1:18.713	1.622	6	69.150	1:18.717	5
6	26	Grace McCallion	1.3 Ford Fiesta	1:19.010	1.919	5	68.890	1:19.050	6
7	21	Megan Campbell	1.3 Ford Fiesta	1:19.896	2.805	5	68.126	1:20.331	6
8	99	Eorann O'Neill	1.3 Ford Fiesta	1:20.289	3.198	3	67.793	1:20.712	2
9	8	Michael Mulholland	1.3 Ford Fiesta	1:20.498	3.407	4	67.617	1:20.585	6
Mini Cooper									
1	4	Johnny Titterington	1.6 BMW Mini	1:12.813		5	74.753	1:12.978	2
2	28	Peter Bennett	1.6 BMW Mini	1:12.902	0.089	4	74.662	1:13.027	2
3	96	Darren Gilmore	1.6 BMW Mini	1:12.944	0.131	7	74.619	1:12.960	4
4	98	Craig Gilmore	1.6 BMW Mini	1:13.054	0.241	4	74.507	1:13.310	2
5	35	Ryan Hogg	1.6 BMW Mini	1:14.699	1.886	7	72.866	1:14.745	6

Results provisional until the conclusion of judicial and technical matters

Orbits

Timekeeper: D.Bradfield

Clerk of Course: Chris Edwards

Live timing available at timing.rhwright.co.uk

www.mylaps.com

Licensed to: R.H.Wright Timing

Printed: 28/09/2024 09:47:43



**R.H.
Wright**



500 MRCI "End of Season" Race Meeting

Mini Cooper/Ford Fiesta

Kirkistown 500 MRCI 1.512 miles

Race 1 (R3)

28/09/2024 11:30

Race (11:46 and 1 Laps) started at 11:27:00

Lap	Lap Tm	Diff	me of Day
(98) Craig Gilmore			
1	1:18.954	+6.521	3:22.678
2	1:13.542	+1.109	3:36.220
2	3:08.195	55.762	7:03.699
3	1:23.162	+10.729	3:26.861
4	1:13.252	+0.819	3:40.113
5	1:13.017	+0.584	3:53.130
6	1:13.479	+1.046	3:06.609
7	1:12.846	+0.413	3:19.455
8	1:12.433		3:31.888
9	1:12.541	+0.108	3:44.429
10	1:13.815	+1.382	3:58.244
(28) Peter Bennett			
1	1:18.934	+5.900	3:21.877
2	1:13.992	+0.958	3:35.869
2	3:09.039	56.005	7:02.834
3	1:18.445	+5.411	3:21.279
4	1:13.034		3:34.313
5	1:13.886	+0.852	3:48.199
6	1:13.484	+0.450	3:01.683
7	1:13.754	+0.720	3:15.437
8	1:13.898	+0.864	3:29.335
9	1:13.350	+0.316	3:42.685
10	1:15.869	+2.835	3:58.554
(96) Darren Gilmore			
1	1:19.157	+6.727	3:22.988
2	1:13.204	+0.774	3:36.192
2	3:08.355	55.925	7:03.707
3	1:21.974	+9.544	3:25.681
4	1:12.947	+0.517	3:38.628
5	1:12.924	+0.494	3:51.552
6	1:15.285	+2.855	3:06.837
7	1:12.818	+0.388	3:19.655
8	1:12.647	+0.217	3:32.302
9	1:12.430		3:44.732
10	1:13.975	+1.545	3:58.707
(35) Ryan Hogg			
1	1:23.917	+10.005	3:28.491
2	1:14.904	+0.992	3:43.395
2	3:07.699	53.747	7:04.486
3	1:19.966	+6.054	3:24.452
4	1:13.912		3:38.364
5	1:14.224	+0.312	3:52.588
6	1:14.381	+0.469	3:06.969
7	1:14.504	+0.592	3:21.473
8	1:14.317	+0.405	3:35.790
9	1:14.552	+0.640	3:50.342
10	1:14.435	+0.523	3:04.777
(49) Michael Graham			
1	1:20.960	+4.532	3:26.715
2	1:17.370	+0.942	3:44.085
2	3:07.249	50.821	7:05.757
3	1:21.059	+4.631	3:26.816
4	1:16.700	+0.272	3:43.516
5	1:16.541	+0.113	3:00.057
6	1:16.428		3:16.485
7	1:16.597	+0.169	3:33.082
8	1:16.930	+0.502	3:50.012
9	1:16.607	+0.179	3:06.619
10	1:17.300	+0.872	3:23.919
(76) Derek Graham			
1	1:21.355	+4.967	3:27.108
2	1:17.180	+0.792	3:44.288
2	3:07.087	50.699	7:05.729
3	1:21.574	+5.186	3:27.303
4	1:16.495	+0.107	3:43.798
5	1:16.649	+0.261	3:00.447
6	1:16.388		3:16.835

Lap	Lap Tm	Diff	me of Day
7	1:16.715	+0.327	3:33.550
8	1:16.885	+0.497	3:50.435
9	1:16.635	+0.247	3:07.070
10	1:17.157	+0.769	3:24.227
(97) Neville Anderson			
1	1:21.596	+4.664	3:27.849
2	1:18.144	+1.212	3:45.993
2	3:05.803	48.871	7:06.260
3	1:21.273	+4.341	3:27.533
4	1:17.096	+0.164	3:44.629
5	1:16.932		3:01.561
6	1:17.345	+0.413	3:18.906
7	1:17.288	+0.356	3:36.194
8	1:17.789	+0.857	3:53.983
9	1:17.784	+0.852	3:11.767
10	1:17.825	+0.893	3:29.592
(18) Conor Mulholland			
1	1:22.123	+5.135	3:28.494
2	1:17.742	+0.754	3:46.236
2	3:05.214	48.226	7:06.238
3	1:21.782	+4.794	3:28.020
4	1:17.018	+0.030	3:45.038
5	1:16.988		3:02.026
6	1:17.391	+0.403	3:19.417
7	1:17.045	+0.057	3:36.462
8	1:18.631	+1.643	3:55.093
9	1:17.498	+0.510	3:12.591
10	1:17.550	+0.562	3:30.141
(128) Stephen Walker			
1	1:23.232	+5.099	3:30.322
2	1:19.151	+1.018	3:49.473
2	3:04.515	46.382	7:06.913
3	1:22.433	+4.300	3:29.346
4	1:18.133		3:47.479
5	1:18.694	+0.561	3:06.173
6	1:18.719	+0.586	3:24.892
7	1:18.247	+0.114	3:43.139
8	1:18.225	+0.092	3:01.364
9	1:18.555	+0.422	3:19.919
10	1:18.826	+0.693	3:38.745
(26) Grace McCallion			
1	1:24.945	+5.608	3:31.838
2	1:19.458	+0.121	3:51.296
2	3:03.618	44.281	7:07.387
3	1:24.220	+4.883	3:31.607
4	1:19.957	+0.620	3:51.564
5	1:19.696	+0.359	3:11.260
6	1:19.742	+0.405	3:31.002
7	1:19.764	+0.427	3:50.766
8	1:19.432	+0.095	3:10.198
9	1:19.732	+0.395	3:29.930
10	1:19.337		3:49.267
(99) Eorann O'Neill			
1	1:25.037	+5.942	3:32.659
2	1:19.463	+0.368	3:52.122
2	3:03.901	44.806	7:07.062
3	1:25.467	+6.372	3:32.529
4	1:19.668	+0.573	3:52.197
5	1:19.650	+0.555	3:11.847
6	1:19.565	+0.470	3:31.412
7	1:19.682	+0.587	3:51.094
8	1:19.887	+0.792	3:10.981
9	1:19.095		3:30.076
10	1:19.455	+0.360	3:49.531
(8) Michael Mulholland			
1	1:26.735	+6.431	3:34.690
2	1:20.695	+0.391	3:55.385
2	3:02.219	41.915	7:07.901

Lap	Lap Tm	Diff	me of Day
3	1:26.158	+5.854	3:34.059
4	1:21.025	+0.721	3:55.084
5	1:20.623	+0.319	3:15.707
6	1:21.105	+0.801	3:36.812
7	1:21.293	+0.989	3:58.105
8	1:21.720	+1.416	3:19.825
9	1:21.099	+0.795	3:40.924
10	1:20.304		3:01.228
(21) Megan Campbell			
1	1:24.130	+5.515	3:31.626
2	1:18.615		3:50.241
(4) Johnny Titterton			
1	1:19.356	+7.201	3:22.371
2	1:13.129	+0.974	3:35.500
2	3:08.712	56.557	7:02.937
3	1:21.388	+9.233	3:24.325
4	1:12.646	+0.491	3:36.971
5	1:13.141	+0.986	3:50.112
6	1:12.155		3:02.267
7	1:13.380	+1.225	3:15.647
8	1:13.297	+1.142	3:28.944
9	1:13.157	+1.002	3:42.101
10	1:15.930	+3.775	3:58.031

Results provisional until the conclusion of judicial and technical matters

Orbits

Timekeeper: D.Bradfield

Clerk of Course: Chris Edwards

Live timing available at timing.rhwright.com

www.mylaps.com

Printed: 29/09/2024 15:12:01

Licensed to: R.H.Wright Timing



500 MRCI "End of Season" Race Meeting

Sorted on Laps

Mini Cooper/Ford Fiesta

Kirkistown 500 MRCI 1.512 miles

Race 1 (R3)

28/09/2024 11:30

Race (11:46 and 1 Laps) started at 11:27:00

Pos	No.	Name	Make	Laps	Total Tm	Best Tm	Best Speed	In Lap	Avg. Speed
Ford Fiesta									
1	49	Michael Graham	1.3 Ford Fiesta	10	14:08.175	1:16.428	71.218	6	64.173
2	76	Derek Graham	1.3 Ford Fiesta	10	14:08.483	1:16.388	71.255	6	64.150
3	97	Neville Anderson	1.3 Ford Fiesta	10	14:13.848	1:16.932	70.751	5	63.747
4	18	Conor Mulholland	1.3 Ford Fiesta	10	14:14.397	1:16.988	70.700	5	63.706
5	128	Stephen Walker	1.3 Ford Fiesta	10	14:23.001	1:18.133	69.664	4	63.071
6	26	Grace McCallion	1.3 Ford Fiesta	10	14:33.523	1:19.337	68.606	10	62.311
7	99	Eorann O'Neill	1.3 Ford Fiesta	10	14:33.787	1:19.095	68.816	9	62.292
8	8	Michael Mulholland	1.3 Ford Fiesta	10	14:45.484	1:20.304	67.780	10	61.469
Not classified									
DNF	21	Megan Campbell	1.3 Ford Fiesta	2	2:49.519	1:18.615	69.236	2	64.217
Mini Cooper									
1	98	Craig Gilmore	1.6 BMW Mini	10	13:42.500	1:12.433	75.146	8	66.177
2	28	Peter Bennett	1.6 BMW Mini	10	13:42.810	1:13.034	74.527	4	66.152
3	96	Darren Gilmore	1.6 BMW Mini	10	13:42.963	1:12.430	75.149	9	66.139
4	35	Ryan Hogg	1.6 BMW Mini	10	13:49.033	1:13.912	73.642	4	65.655
Not classified									
DQ	4	Johnny Titterington	1.6 BMW Mini	10	13:42.287	1:12.155	75.435	6	66.194

Announcements

Race Red Flagged on lap 3 - Restarted with grid based on lap 2 (Q12.15.2)

Disqualification - Car No 4 excluded from the results under Championship Reg 5.8.5 (Anti Roll Bar)

Margin of Victory	Avg. Speed	Best Lap Tm	Best Speed	Best Lap by
0.310	66.177	1:12.430	75.149	96 - Darren Gilmore

Results provisional until the conclusion of judicial and technical matters

Orbits

Timekeeper: D.Bradfield

Clerk of Course: Chris Edwards

Live timing available at timing.rhwright.co.uk

www.mylaps.com

Licensed to: R.H.Wright Timing

Printed: 28/09/2024 12:42:49



500 MRCI "End of Season" Race Meeting

Sorted on Laps

Mini Cooper/Ford Fiesta

Kirkistown 500 MRCI 1.512 miles

Race 1 (R3)

28/09/2024 11:30

Race (11:46 and 1 Laps) started at 11:27:00

Pos	No.	Name	Make	Laps	Total Tm	Best Tm	Best Speed	In Lap	Avg. Speed
Ford Fiesta									
1	49	Michael Graham	1.3 Ford Fiesta	10	14:08.175	1:16.428	71.218	6	64.173
2	76	Derek Graham	1.3 Ford Fiesta	10	14:08.483	1:16.388	71.255	6	64.150
3	97	Neville Anderson	1.3 Ford Fiesta	10	14:13.848	1:16.932	70.751	5	63.747
4	18	Conor Mulholland	1.3 Ford Fiesta	10	14:14.397	1:16.988	70.700	5	63.706
5	128	Stephen Walker	1.3 Ford Fiesta	10	14:23.001	1:18.133	69.664	4	63.071
6	26	Grace McCallion	1.3 Ford Fiesta	10	14:33.523	1:19.337	68.606	10	62.311
7	99	Eorann O'Neill	1.3 Ford Fiesta	10	14:33.787	1:19.095	68.816	9	62.292
8	8	Michael Mulholland	1.3 Ford Fiesta	10	14:45.484	1:20.304	67.780	10	61.469
Not classified									
DNF	21	Megan Campbell	1.3 Ford Fiesta	2	2:49.519	1:18.615	69.236	2	64.217
Mini Cooper									
1	4	Johnny Titterington	1.6 BMW Mini	10	13:42.287	1:12.155	75.435	6	66.194
2	98	Craig Gilmore	1.6 BMW Mini	10	13:42.500	1:12.433	75.146	8	66.177
3	28	Peter Bennett	1.6 BMW Mini	10	13:42.810	1:13.034	74.527	4	66.152
4	96	Darren Gilmore	1.6 BMW Mini	10	13:42.963	1:12.430	75.149	9	66.139
5	35	Ryan Hogg	1.6 BMW Mini	10	13:49.033	1:13.912	73.642	4	65.655

Announcements

Race Red Flagged on lap 3 - Restarted with grid based on lap 2 (Q12.15.2)
New Track Record (1:12.155) for Mini Cooper by Johnny Titterington.

Margin of Victory	Avg. Speed	Best Lap Tm	Best Speed	Best Lap by
0.213	66.194	1:12.155	75.435	4 - Johnny Titterington

Results provisional until the conclusion of judicial and technical matters

Orbits

Timekeeper: D.Bradfield

Clerk of Course: Chris Edwards

Live timing available at timing.rhwright.co.uk

www.mylaps.com

Licensed to: R.H.Wright Timing

Printed: 28/09/2024 12:08:35



R.H. Wright
Timing



500 MRCI "End of Season" Race Meeting

Mini Cooper/Ford Fiesta

Kirkistown 500 MRCI 1.512 miles


Race 1 (R3)

28/09/2024 11:30

Race (12:00 and 1 Laps) started at 11:27:00

9	26	8
	17	18
8	128	99
	15	16
7	97	18
	13	14
6	49	76
	11	12
5	9	10
	7	8
4	35	
	5	6
3	98	96
	3	4
2	28	4
	1	2
1		

POLE POSITION



Results provisional until the conclusion of judicial and technical matters

Orbits

Timekeeper: D.Bradfield

Clerk of Course: Chris Edwards

Live timing available at timing.rhwright.co.uk

www.mylaps.com

Printed: 28/09/2024 11:35:17

Licensed to: R.H.Wright Timing



500 MRCI "End of Season" Race Meeting

Mini Cooper/Ford Fiesta

Kirkistown 500 MRCI 1.512 miles


Race 1 (R3)

28/09/2024 11:30

Race (12:00 and 1 Laps)

10	8	
	19	
9	21	99
	17	
8	128	26
	15	
7	97	18
	13	
6	49	76
	11	
5		
	9	10
4		
	7	8
3	35	
	5	
2	96	98
	3	
1	4	28
	1	

POLE POSITION



Results provisional until the conclusion of judicial and technical matters

Orbits

Timekeeper: D.Bradfield

Clerk of Course: Chris Edwards

Live timing available at timing.rhwright.co.uk

www.mylaps.com

Printed: 28/09/2024 09:49:40

Licensed to: R.H.Wright Timing



**R.H.
Wright**



500 MRCI "End of Season" Race Meeting

Mini Cooper/Ford Fiesta

Kirkistown 500 MRCI 1.512 miles

Race 2 (R12)

28/09/2024 16:00

Race (12:00 and 1 Laps) started at 16:05:41

Lap	Lap Tm	Diff	me of Day
(28) Peter Bennett			
1	1:19.423	+6.815	1:04.393
2	1:13.391	+0.783	1:17.784
3	1:13.199	+0.591	1:30.983
4	1:14.921	+2.313	1:45.904
5	1:13.765	+1.157	1:59.669
6	1:14.084	+1.476	1:13.753
7	1:13.913	+1.305	1:27.666
8	1:12.888	+0.280	1:40.554
9	1:12.608		1:53.162
10	1:14.139	+1.531	1:07.301
11	1:14.108	+1.500	1:21.409

(35) Ryan Hogg			
1	1:20.409	+5.758	1:06.033
2	1:15.044	+0.393	1:21.077
3	1:14.651		1:35.728
4	1:14.860	+0.209	1:50.588
5	1:14.716	+0.065	1:05.304
6	1:14.999	+0.348	1:20.303
7	1:14.660	+0.009	1:34.963
8	1:15.146	+0.495	1:50.109
9	1:15.062	+0.411	1:05.171
10	1:14.826	+0.175	1:19.997
11	1:15.552	+0.901	1:35.549

(96) Darren Gilmore			
1	1:19.342	+6.602	1:03.635
2	1:13.527	+0.787	1:17.162
3	1:13.675	+0.935	1:30.837
4	1:14.470	+1.730	1:45.307
5	1:14.391	+1.651	1:59.698
6	1:14.057	+1.317	1:13.755
7	1:13.122	+0.382	1:26.877
8	1:12.740		1:39.617
9	1:13.237	+0.497	1:52.854
10	1:30.619	+17.879	1:23.473
11	1:12.866	+0.126	1:36.339

(98) Craig Gilmore			
1	1:20.623	+7.510	1:05.675
2	1:13.953	+0.840	1:19.628
3	1:13.817	+0.704	1:33.445
4	1:13.478	+0.365	1:46.923
5	1:13.113		1:00.036
6	1:14.164	+1.051	1:14.200
7	1:13.499	+0.346	1:27.659
8	1:28.621	+15.508	1:56.280
9	1:13.641	+0.528	1:09.921
10	1:14.535	+1.422	1:24.456
11	1:13.194	+0.081	1:37.650

(4) Johnny Titterington			
1	1:20.055	+6.914	1:04.221
2	1:13.141		1:17.362
3	1:13.897	+0.756	1:31.259
4	1:14.088	+0.947	1:45.347
5	1:13.868	+0.727	1:59.215
6	1:13.464	+0.323	1:12.679
7	1:13.367	+0.226	1:26.046
8	1:13.224	+0.083	1:39.270
9	1:13.586	+0.445	1:52.856
10	1:32.696	+19.515	1:25.512
11	1:14.018	+0.877	1:39.530

(49) Michael Graham			
1	1:20.860	+4.069	1:07.852
2	1:16.828	+0.037	1:24.680
3	1:17.120	+0.329	1:41.800
4	1:17.152	+0.361	1:58.952
5	1:16.791		1:15.743
6	1:16.891	+0.100	1:32.634
7	1:17.601	+0.810	1:50.235

8	1:17.234	+0.443	1:07.469
9	1:18.220	+1.429	1:25.689
10	1:17.280	+0.489	1:42.969
11	1:17.006	+0.215	1:59.975

(76) Derek Graham			
1	1:21.271	+4.757	1:08.362
2	1:16.665	+0.151	1:25.027
3	1:17.090	+0.576	1:42.117
4	1:16.514		1:58.631
5	1:16.918	+0.404	1:15.549
6	1:17.186	+0.672	1:32.735
7	1:17.806	+1.292	1:50.541
8	1:17.049	+0.535	1:07.590
9	1:18.259	+1.745	1:25.849
10	1:17.282	+0.768	1:43.131
11	1:17.247	+0.733	1:00.378

(97) Neville Anderson			
1	1:21.654	+4.146	1:09.274
2	1:17.508		1:26.782
3	1:17.791	+0.283	1:44.573
4	1:17.649	+0.141	1:02.222
5	1:17.635	+0.127	1:19.857
6	1:17.840	+0.332	1:37.697
7	1:17.551	+0.043	1:55.248
8	1:18.109	+0.601	1:13.357
9	1:17.730	+0.222	1:31.087
10	1:18.081	+0.573	1:49.168
11	1:18.178	+0.670	1:07.346

(128) Stephen Walker			
1	1:25.405	+7.266	1:13.808
2	1:18.800	+0.661	1:32.608
3	1:18.624	+0.485	1:51.232
4	1:18.326	+0.187	1:09.558
5	1:18.139		1:27.697
6	1:18.262	+0.123	1:45.959
7	1:18.209	+0.070	1:04.168
8	1:18.320	+0.181	1:22.488
9	1:18.564	+0.425	1:41.052
10	1:18.362	+0.223	1:59.414
11	1:18.395	+0.256	1:17.809

(18) Conor Mulholland			
1	1:30.266	+12.405	1:17.859
2	1:18.437	+0.576	1:36.296
3	1:18.687	+0.826	1:54.983
4	1:18.302	+0.441	1:13.285
5	1:18.570	+0.709	1:31.855
6	1:18.103	+0.242	1:49.958
7	1:17.905	+0.044	1:07.863
8	1:17.861		1:25.724
9	1:17.972	+0.111	1:43.696
10	1:18.281	+0.420	1:01.977
11	1:17.976	+0.115	1:19.953

(26) Grace McCallion			
1	1:24.520	+4.900	1:12.663
2	1:20.205	+0.585	1:32.868
3	1:19.712	+0.092	1:52.580
4	1:19.702	+0.082	1:12.282
5	1:19.826	+0.206	1:32.108
6	1:19.885	+0.265	1:51.993
7	1:19.620		1:11.613
8	1:20.344	+0.724	1:31.957
9	1:20.185	+0.565	1:52.142
10	1:19.998	+0.378	1:12.140
11	1:20.378	+0.758	1:32.518

(8) Michael Mulholland			
1	1:25.394	+5.670	1:14.060
2	1:21.398	+1.674	1:35.458
3	1:20.171	+0.447	1:55.629

Results provisional until the conclusion of judicial and technical matters Orbits



500 MRCI "End of Season" Race Meeting

Sorted on Laps

Mini Cooper/Ford Fiesta

Kirkistown 500 MRCI 1.512 miles

Race 2 (R12)

28/09/2024 16:00

Race (12:00 and 1 Laps) started at 16:05:41

Pos	No.	Name	Make	Laps	Total Tm	Best Tm	Best Speed	In Lap	Avg. Speed
Ford Fiesta									
1	49	Michael Graham	1.3 Ford Fiesta	11	14:18.033	1:16.791	70.881	5	69.780
2	76	Derek Graham	1.3 Ford Fiesta	11	14:18.436	1:16.514	71.138	4	69.747
3	97	Neville Anderson	1.3 Ford Fiesta	11	14:25.404	1:17.508	70.225	2	69.185
4	128	Stephen Walker	1.3 Ford Fiesta	11	14:35.867	1:18.139	69.658	5	68.359
5	18	Conor Mulholland	1.3 Ford Fiesta	11	14:38.011	1:17.861	69.907	8	68.192
6	26	Grace McCallion	1.3 Ford Fiesta	11	14:50.576	1:19.620	68.362	7	67.230
7	8	Michael Mulholland	1.3 Ford Fiesta	11	14:58.974	1:19.724	68.273	4	66.602
8	99	Eorann O'Neill	1.3 Ford Fiesta	10	13:45.161	1:20.697	67.450	2	65.963
Not classified									
DNS	21	Megan Campbell	1.3 Ford Fiesta				-	0	-
Mini Cooper									
1	28	Peter Bennett	1.6 BMW Mini	11	13:39.467	1:12.608	74.964	9	73.064
2	35	Ryan Hogg	1.6 BMW Mini	11	13:53.607	1:14.651	72.913	3	71.824
3	96	Darren Gilmore	1.6 BMW Mini	11	13:54.397	1:12.740	74.828	8	71.756
4	98	Craig Gilmore	1.6 BMW Mini	11	13:55.708	1:13.113	74.447	5	71.644
5	4	Johnny Titterington	1.6 BMW Mini	11	13:57.588	1:13.141	74.418	2	71.483

Margin of Victory	Avg. Speed	Best Lap Tm	Best Speed	Best Lap by
14.140	73.064	1:12.608	74.964	28 - Peter Bennett

Results provisional until the conclusion of judicial and technical matters

Orbits

Timekeeper: D.Bradfield

Clerk of Course: Chris Edwards

Live timing available at timing.rhwright.co.uk

www.mylaps.com

Licensed to: R.H.Wright Timing

Printed: 28/09/2024 16:21:53



500 MRCI "End of Season" Race Meeting

Mini Cooper/Ford Fiesta

Kirkistown 500 MRCI 1.512 miles


Race 2 (R12)

28/09/2024 16:00

Race (12:00 and 1 Laps)

10	99	
	19	
9	21	8
	17	18
8	128	26
	15	16
7	97	18
	13	14
6	76	49
	11	12
5	9	10
4	7	8
3	35	
	5	
2	28	98
	3	4
1	96	4
	1	2

POLE POSITION



Results provisional until the conclusion of judicial and technical matters

Orbits

Timekeeper: D.Bradfield

Clerk of Course: Chris Edwards

Live timing available at timing.rhwright.co.uk

www.mylaps.com

Printed: 28/09/2024 09:51:40

Licensed to: R.H.Wright Timing



**R.H.
Wright**



500 MRCI "End of Season" Race Meeting

Roadsports/Libre Saloons

Kirkistown 500 MRCI 1.512 miles

Qualifying (Q7)

28/09/2024 10:15

Qualifying started at 10:27:21

Lap	Lap Tm	Diff	me of Day
(20) Jim Larkham			
1	1:03.827	+3.920	1:45.483
2	1:00.865	+0.958	1:46.348
3	59.907		1:46.255
4	1:01.099	+1.192	1:47.354
5	1:08.484	+8.577	1:55.838
6	1:00.814	+0.907	1:56.652
7	1:00.106	+0.199	1:56.758
8	1:02.803	+2.896	1:59.561
9	1:06.621	+6.714	1:06.182
(120) Mike Ward			
1	1:01.715	+1.535	1:43.359
2	1:00.558	+0.378	1:43.917
3	1:00.183	+0.003	1:44.100
4	1:03.109	+2.929	1:47.209
5	1:08.352	+8.172	1:55.561
6	1:00.668	+0.488	1:56.229
7	1:00.180		1:56.409
8	1:02.450	+2.270	1:58.859
9	1:06.910	+6.730	1:05.769
(55) Bernard Foley			
1	1:04.851	+1.683	1:47.908
2	1:03.610	+0.442	1:51.518
3	1:03.168		1:54.686
4	1:03.780	+0.612	1:58.466
5	1:12.579	+9.411	1:11.045
6	1:04.139	+0.971	1:15.184
7	1:03.852	+0.684	1:19.036
8	1:03.255	+0.087	1:22.291
9	1:03.209	+0.041	1:25.500
(26) David Kelly			
1	1:05.296	+1.203	1:03.680
2	1:04.329	+0.236	1:08.009
3	1:04.223	+0.130	1:12.232
4	1:04.099	+0.006	1:16.331
5	1:04.093		1:20.424
6	1:09.419	+5.326	1:29.843
(5) Oisín Clune			
1	1:11.355	+4.599	1:26.491
2	1:12.094	+5.338	1:38.585
3	1:07.858	+1.102	1:46.443
4	1:06.756		1:53.199
(222) Joe Yates			
1	1:09.427	+1.736	1:54.166
2	1:08.664	+0.973	1:02.830
3	1:08.475	+0.784	1:11.305
4	1:08.925	+1.234	1:20.230
5	1:08.009	+0.318	1:28.239
6	1:10.347	+2.656	1:38.586
7	1:09.204	+1.513	1:47.790
8	1:07.691		1:55.481
(155) John Cardoo			
1	1:09.992	+1.515	1:56.216
2	1:08.637	+0.160	1:04.853
3	1:08.682	+0.205	1:13.535
4	1:08.703	+0.226	1:22.238
5	1:08.477		1:30.715
6	1:14.617	+6.140	1:45.332
7	1:10.453	+1.976	1:55.785
8	1:09.627	+1.150	1:05.412
(33) John Newport			
1	1:15.083	+4.157	1:11.192
2	1:11.877	+0.951	1:23.069
3	1:17.483	+6.557	1:40.552
p4	2:39.404	28.478	1:19.956
5	1:15.767	+4.841	1:35.723

Lap	Lap Tm	Diff	me of Day
6	1:10.926		1:46.649
(15) Michael Clune			
1	1:31.614	+20.080	1:12.438
2	1:33.767	+22.233	1:46.205
3	1:11.534		1:57.739
(58) Colin Morris			
1	1:23.851	+12.212	1:16.801
2	1:25.377	+13.738	1:42.178
3	1:12.386	+0.747	1:54.564
4	1:11.639		1:06.203
(125) Aaron Ennis			
1	1:36.258		1:42.714

Lap	Lap Tm	Diff	me of Day
-----	--------	------	-----------

Results provisional until the conclusion of judicial and technical matters

Orbits

Timekeeper: D.Bradfield

Clerk of Course: Chris Edwards

www.mylaps.com

Live timing available at timing.rhwright.

Licensed to: R.H.Wright Timing

Printed: 29/09/2024 15:12:27



500 MRCI "End of Season" Race Meeting

Sorted on best lap time

Roadsports/Libre Saloons

Kirkistown 500 MRCI 1.512 miles

Qualifying (Q7)

28/09/2024 10:15

Qualifying started at 10:27:21

Pos	No.	Name	Make	Best Tm	Diff	In Lap	Best Speed	2nd Best	In Lap
GT									
1	222	Joe Yates	2.0 Wildcat	1:07.691		8	80.410	1:08.009	5
2	155	John Cardoo	2.0 Wildcat	1:08.477	0.786	5	79.487	1:08.637	2
3	33	John Newport	2.0 Wildcat	1:10.926	3.235	6	76.742	1:11.877	2
Libre Saloons									
1	5	Oisin Clune	2.0 Honda Integra	1:06.756		4	81.536	1:07.858	3
2	15	Michael Clune	2.0 Honda CRX	1:11.534	4.778	3	76.090	1:31.614	1
3	58	Colin Morris	2.4 Honda Civic	1:11.639	4.883	4	75.978	1:12.386	3
4	125	Aaron Ennis	2.0 Honda Civic	1:36.258	29.502	1	56.546		0
Roadsports C									
1	20	Jim Larkham	1.3 Radical PR06	59.907		3	90.858	1:00.106	7
2	120	Mike Ward	1.3 Radical PR06	1:00.180	0.273	7	90.446	1:00.183	3
3	55	Bernard Foley	2.0 Crossle 42S	1:03.168	3.261	3	86.167	1:03.209	9
4	26	David Kelly	2.0 Crossle 9S	1:04.093	4.186	5	84.924	1:04.099	4

Announcements

Car 33 – Please fit a working transponder as per MSUK Reg Q12.8.1

Results provisional until the conclusion of judicial and technical matters

Orbits

Timekeeper: D.Bradfield

Clerk of Course: Chris Edwards

Live timing available at timing.rhwright.co.uk

www.mylaps.com

Licensed to: R.H.Wright Timing

Printed: 28/09/2024 10:41:32



**R.H.
Wright**



500 MRCI "End of Season" Race Meeting

Roadsports/Libre Saloons

Kirkistown 500 MRCI 1.512 miles

Race 1 (R8)

28/09/2024 14:00

Race (12:00 and 1 Laps) started at 13:50:34

Lap	Lap Tm	Diff	me of Day
(20) Jim Larkham			
1	1:02.358	+2.974	1:36.874
2	1:00.079	+0.695	1:36.953
3	59.542	+0.158	1:36.495
4	59.384		1:35.879
5	59.867	+0.483	1:35.746
6	1:04.612	+5.228	1:40.358
7	1:02.364	+2.980	1:42.722
8	1:01.071	+1.687	1:43.793
9	1:00.962	+1.578	1:44.755
10	1:00.081	+0.697	1:44.836
11	1:02.965	+3.581	1:47.801
12	1:01.570	+2.186	1:49.371
13	1:00.629	+1.245	1:50.000

Lap	Lap Tm	Diff	me of Day
(120) Mike Ward			
1	1:08.270	+5.983	1:43.075
2	1:03.884	+1.597	1:46.959
3	1:03.792	+1.505	1:50.751
4	1:02.932	+0.645	1:53.683
5	1:02.771	+0.484	1:56.454
6	1:02.470	+0.183	1:58.924
7	1:03.392	+1.105	1:02.316
8	1:02.867	+0.580	1:05.183
9	1:02.287		1:07.470
10	1:04.253	+1.966	1:11.723
11	1:02.593	+0.306	1:14.316
12	1:03.792	+1.505	1:18.108
13	1:03.546	+1.259	1:21.654

Lap	Lap Tm	Diff	me of Day
(55) Bernard Foley			
1	1:08.788	+4.888	1:43.803
2	1:04.407	+0.525	1:48.210
3	1:04.266	+0.384	1:52.476
4	1:04.686	+0.804	1:57.162
5	1:04.444	+0.562	1:01.606
6	1:03.882	+0.548	1:05.488
7	1:04.117	+0.235	1:09.605
8	1:04.182	+0.300	1:13.787
9	1:04.443	+0.561	1:18.230
10	1:04.675	+0.793	1:22.905
11	1:04.724	+0.842	1:27.629
12	1:04.420	+0.538	1:32.049
13	1:04.079	+0.197	1:36.128

Lap	Lap Tm	Diff	me of Day
(26) David Kelly			
1	1:08.602	+4.833	1:44.104
2	1:05.067	+1.298	1:49.171
3	1:04.410	+0.641	1:53.581
4	1:03.923	+0.154	1:57.504
5	1:04.721	+0.952	1:02.225
6	1:04.267	+0.498	1:06.492
7	1:03.769		1:10.261
8	1:03.791	+0.022	1:14.052
9	1:04.536	+0.767	1:18.588
10	1:04.591	+0.822	1:23.179
11	1:05.237	+1.468	1:28.416
12	1:03.919	+0.150	1:32.335
13	1:04.082	+0.313	1:36.417

Lap	Lap Tm	Diff	me of Day
(5) Oisín Clune			
1	1:16.144	+10.184	1:51.632
2	1:12.168	+6.208	1:03.800
3	1:08.805	+2.845	1:12.605
4	1:07.542	+1.582	1:20.147
5	1:06.574	+0.614	1:26.721
6	1:06.223	+0.263	1:32.944
7	1:07.313	+1.353	1:40.257
8	1:06.112	+0.152	1:46.369
9	1:06.572	+0.612	1:52.941
10	1:08.269	+2.309	1:01.210
11	1:06.117	+0.157	1:07.327
12	1:05.960		1:13.287

Lap	Lap Tm	Diff	me of Day
(58) Colin Morris			
1	1:12.882	+6.882	1:49.542
2	1:09.898	+3.898	1:59.440
3	1:06.654	+0.654	1:06.094
4	1:08.538	+2.538	1:14.632
5	1:08.083	+2.083	1:22.715
6	1:08.590	+2.590	1:31.305
7	1:07.111	+1.111	1:38.416
8	1:07.568	+1.568	1:45.984
9	1:06.499	+0.499	1:52.483
10	1:08.732	+2.732	1:01.215
11	1:06.509	+0.509	1:07.724
12	1:06.000		1:13.724

Lap	Lap Tm	Diff	me of Day
(155) John Cardoo			
1	1:11.745	+3.198	1:47.612
2	1:08.789	+0.242	1:56.401
3	1:08.547		1:04.948
4	1:08.713	+0.166	1:13.661
5	1:08.864	+0.317	1:22.525
6	1:09.035	+0.488	1:31.560
7	1:10.611	+2.064	1:42.171
8	1:08.749	+0.202	1:50.920
9	1:08.789	+0.242	1:59.709
10	1:09.034	+0.487	1:08.743
11	1:08.654	+0.107	1:17.397
12	1:10.222	+1.675	1:27.619

Lap	Lap Tm	Diff	me of Day
(222) Joe Yates			
1	1:14.247	+6.657	1:50.179
2	1:12.056	+4.466	1:02.235
3	1:08.627	+1.037	1:10.862
4	1:07.981	+0.391	1:18.843
5	1:08.623	+1.033	1:27.466
6	1:08.108	+0.518	1:35.574
7	1:07.590		1:43.164
8	1:08.791	+1.201	1:51.955
9	1:12.277	+4.687	1:04.232
10	1:08.297	+0.707	1:12.529
11	1:09.465	+1.875	1:21.994
12	1:08.001	+0.411	1:29.995

Lap	Lap Tm	Diff	me of Day
(15) Michael Clune			
1	1:13.172	+6.309	1:49.316
2	1:08.288	+1.425	1:57.604
3	1:06.863		1:04.467
4	1:29.792	+22.929	1:34.259
5	1:10.166	+3.303	1:44.425
6	1:10.941	+4.078	1:55.366
7	1:09.909	+3.046	1:05.275
8	1:09.359	+2.496	1:14.634
9	1:10.200	+3.337	1:24.834
10	1:08.282	+1.419	1:33.116
11	1:08.079	+1.216	1:41.195
12	1:08.638	+1.775	1:49.833

Lap	Lap Tm	Diff	me of Day
(125) Aaron Ennis			
1	1:14.422	+4.894	1:51.771
2	1:11.808	+2.280	1:03.579
3	1:10.749	+1.221	1:14.328
4	1:10.147	+0.619	1:24.475
5	1:10.473	+0.945	1:34.948
6	1:10.827	+1.299	1:45.775
7	1:10.215	+0.687	1:55.990
8	1:10.086	+0.558	1:06.076
9	1:16.784	+7.256	1:22.860
10	1:09.528		1:32.388
11	1:09.738	+0.210	1:42.126
12	1:10.030	+0.502	1:52.156

Lap	Lap Tm	Diff	me of Day
(33) John Newport			
1	3:35.982	26.051	1:13.495
2	1:10.021	+0.090	1:23.516

Results provisional until the conclusion of judicial and technical matters

Orbits

Timekeeper: D.Bradfield

Clerk of Course: Chris Edwards

www.mylaps.com

Live timing available at timing.rhwright.

Licensed to: R.H.Wright Timing

Printed: 29/09/2024 15:12:39



500 MRCI "End of Season" Race Meeting

Sorted on Laps

Roadsports/Libre Saloons

Kirkistown 500 MRCI 1.512 miles

Race 1 (R8)

28/09/2024 14:00

Race (12:00 and 1 Laps) started at 13:50:34

Pos	No.	Name	Make	Laps	Total Tm	Best Tm	Best Speed	In Lap	Avg. Speed
GT									
1	155	John Cardoo	2.0 Wildcat	12	13:53.103	1:08.547	79.406	3	78.401
2	222	Joe Yates	2.0 Wildcat	12	13:55.479	1:07.590	80.530	7	78.178
3	33	John Newport	2.0 Wildcat	10	14:14.865	1:09.931	77.834	10	63.671
Libre Saloons									
1	5	Oisin Clune	2.0 Honda Integra	12	13:38.771	1:05.960	82.520	12	79.774
2	58	Colin Morris	2.4 Honda Civic	12	13:39.208	1:06.000	82.470	12	79.731
3	15	Michael Clune	2.0 Honda CRX	12	14:15.317	1:06.863	81.406	3	76.365
4	125	Aaron Ennis	2.0 Honda Civic	12	14:17.640	1:09.528	78.285	10	76.158
Roadsports C									
1	20	Jim Larkham	1.3 Radical PR06	13	13:15.484	59.384	91.658	4	88.951
2	120	Mike Ward	1.3 Radical PR06	13	13:47.138	1:02.287	87.386	9	85.547
3	55	Bernard Foley	2.0 Crossle 42S	13	14:01.612	1:03.882	85.204	6	84.076
4	26	David Kelly	2.0 Crossle 9S	13	14:01.901	1:03.769	85.355	7	84.047

Announcements

Car 33 - No transponder times recorded (Q12.8.1)

Margin of Victory	Avg. Speed	Best Lap Tm	Best Speed	Best Lap by
31.654	88.951	59.384	91.658	20 - Jim Larkham

Results provisional until the conclusion of judicial and technical matters

Orbits

Timekeeper: D.Bradfield

Clerk of Course: Chris Edwards

Live timing available at timing.rhwright.co.uk

www.mylaps.com

Licensed to: R.H.Wright Timing

Printed: 28/09/2024 14:05:52



R.H. Wright
Timing



500 MRCI "End of Season" Race Meeting

Roadsports/Libre Saloons

Kirkistown 500 MRCI 1.512 miles


Race 1 (R8)

28/09/2024 14:00

Race (12:00 and 1 Laps)

6	125	
	11	
5	15	58
	9	10
4	155	33
	7	8
3	5	222
	5	6
2	55	26
	3	4
1	20	120
	1	2

POLE POSITION



Results provisional until the conclusion of judicial and technical matters

Orbits

Timekeeper: D.Bradfield

Clerk of Course: Chris Edwards

Live timing available at timing.rhwright.co.uk

www.mylaps.com

Printed: 28/09/2024 12:52:06

Licensed to: R.H.Wright Timing



**R.H.
Wright**



500 MRCI "End of Season" Race Meeting

Roadsports/Libre Saloons

Kirkistown 500 MRCI 1.512 miles

Race 2 (R15)

28/09/2024 17:30

Race (12:00 and 1 Laps) started at 17:05:49

Lap	Lap Tm	Diff	me of Day
(20) Jim Larkham			
1	1:03.066	+3.439	5:52.711
2	1:00.130	+0.503	7:52.841
3	59.627		3:52.468
4	59.943	+0.316	3:52.411
5	1:00.492	+0.865	5:52.903
6	1:00.034	+0.407	1:52.937
7	1:01.162	+1.535	2:54.099
8	1:04.218	+4.591	3:58.317
9	1:04.071	+4.444	5:02.388
10	1:00.545	+0.918	3:02.933
11	59.695	+0.068	7:02.628
12	59.832	+0.205	3:02.460
13	1:00.189	+0.562	3:02.649
(120) Mike Ward			
1	1:04.712	+4.439	3:54.372
2	1:00.576	+0.303	7:54.948
3	1:00.273		3:55.221
4	1:00.683	+0.410	3:55.904
5	1:00.781	+0.508	5:56.685
6	1:01.403	+1.130	1:58.088
7	1:01.606	+1.333	2:59.694
8	1:03.692	+3.419	3:03.386
9	1:04.470	+4.197	5:07.856
10	1:03.597	+3.324	6:11.453
11	1:03.360	+3.087	7:14.813
12	1:01.829	+1.556	3:16.642
13	1:01.754	+1.481	3:18.396
(15) Michael Clune			
1	1:10.699	+3.313	7:01.514
2	1:08.773	+1.387	3:10.287
3	1:09.028	+1.642	3:19.315
4	1:07.934	+0.548	2:27.249
5	1:09.155	+1.769	3:36.404
6	1:08.077	+0.691	2:44.481
7	1:08.777	+1.391	3:53.258
8	1:09.130	+1.744	5:02.388
9	1:08.456	+1.070	3:10.844
10	1:08.803	+1.417	7:19.647
11	1:07.990	+0.604	3:27.637
12	1:07.386		3:35.023
(58) Colin Morris			
1	1:12.382	+4.935	7:03.345
2	1:08.978	+1.531	3:12.323
3	1:07.998	+0.551	2:20.321
4	1:07.855	+0.408	2:28.176
5	1:08.775	+1.328	3:36.951
6	1:08.377	+0.930	2:45.328
7	1:07.719	+0.272	3:53.047
8	1:10.760	+3.313	5:03.807
9	1:08.185	+0.738	6:11.992
10	1:08.711	+1.264	7:20.703
11	1:08.263	+0.816	3:28.966
12	1:07.447		3:36.413
(5) Oisin Clune			
1	1:12.402	+4.761	7:02.722
2	1:08.414	+0.773	8:11.136
3	1:08.563	+0.922	3:19.699
4	1:08.263	+0.622	2:27.962
5	1:09.448	+1.807	3:37.410
6	1:08.447	+0.806	2:45.857
7	1:08.166	+0.525	3:54.023
8	1:09.647	+2.006	5:03.670
9	1:07.641		6:11.311
10	1:08.926	+1.285	7:20.237
11	1:08.204	+0.563	3:28.441
12	1:08.202	+0.561	3:36.643
(222) Joe Yates			

Lap	Lap Tm	Diff	me of Day
1	1:12.664	+4.319	7:02.891
2	1:09.659	+1.314	3:12.550
3	1:09.914	+1.569	2:22.464
4	1:08.362	+0.017	3:30.826
5	1:08.423	+0.078	1:39.249
6	1:08.345		2:47.594
7	1:08.619	+0.274	3:56.213
8	1:08.861	+0.516	5:05.074
9	1:09.617	+1.272	6:14.691
10	1:08.471	+0.126	7:23.162
11	1:09.061	+0.716	3:32.223
12	1:10.400	+2.055	4:42.623
(155) John Cardoo			
1	1:13.660	+5.022	7:04.188
2	1:09.106	+0.468	3:13.294
3	1:09.436	+0.798	2:22.730
4	1:09.249	+0.611	3:31.979
5	1:10.602	+1.964	1:42.581
6	1:08.659	+0.021	2:51.240
7	1:10.631	+1.993	4:01.871
8	1:10.220	+1.582	5:12.091
9	1:08.638		6:20.729
10	1:09.236	+0.598	7:29.965
11	1:10.329	+1.691	3:40.294
12	1:09.017	+0.379	3:49.311
(125) Aaron Ennis			
1	1:13.778	+3.955	7:05.118
2	1:11.043	+1.220	3:16.161
3	1:10.100	+0.277	2:26.261
4	1:10.916	+1.093	3:37.177
5	1:09.823		1:47.000
6	1:10.062	+0.239	2:57.062
7	1:12.119	+2.296	4:09.181

Lap	Lap Tm	Diff	me of Day
-----	--------	------	-----------

Results provisional until the conclusion of judicial and technical matters

Orbits

Timekeeper: D.Bradfield

Clerk of Course: Chris Edwards

www.mylaps.com

Live timing available at timing.rhwright.

Licensed to: R.H.Wright Timing

Printed: 29/09/2024 15:12:52



500 MRCI "End of Season" Race Meeting

Sorted on Laps

Roadsports/Libre Saloons

Kirkistown 500 MRCI 1.512 miles

Race 2 (R15)

28/09/2024 17:30

Race (12:00 and 1 Laps) started at 17:05:49

Pos	No.	Name	Make	Laps	Total Tm	Best Tm	Best Speed	In Lap	Avg. Speed
GT									
1	222	Joe Yates	2.0 Wildcat	12	13:52.978	1:08.345	79.640	6	78.413
2	155	John Cardoo	2.0 Wildcat	12	13:59.666	1:08.638	79.300	9	77.788
Libre Saloons									
1	15	Michael Clune	2.0 Honda CRX	12	13:45.378	1:07.386	80.774	12	79.135
2	58	Colin Morris	2.4 Honda Civic	12	13:46.768	1:07.447	80.701	12	79.002
3	5	Oisin Clune	2.0 Honda Integra	12	13:46.998	1:07.641	80.469	9	78.980
Not classified									
DNF	125	Aaron Ennis	2.0 Honda Civic	7	8:19.536	1:09.823	77.955	5	76.273
Roadsports C									
1	20	Jim Larkham	1.3 Radical PR06	13	13:13.004	59.627	91.284	3	89.229
2	120	Mike Ward	1.3 Radical PR06	13	13:28.751	1:00.273	90.306	3	87.492
Not classified									
DNF	55	Bernard Foley	2.0 Crossle 42S				-	0	-
DNF	26	David Kelly	2.0 Crossle 9S				-	0	-

Announcements

Car 33 - No transponder times recorded (Q12.8.1)

Margin of Victory	Avg. Speed	Best Lap Tm	Best Speed	Best Lap by
15.747	89.229	59.627	91.284	20 - Jim Larkham

Results provisional until the conclusion of judicial and technical matters

Orbits

Timekeeper: D.Bradfield

Clerk of Course: Chris Edwards

Live timing available at timing.rhwright.co.uk

www.mylaps.com

Licensed to: R.H.Wright Timing

Printed: 28/09/2024 17:20:37



R.H. Wright
Timing



500 MRCI "End of Season" Race Meeting

Roadsports/Libre Saloons

Kirkistown 500 MRCI 1.512 miles

Race 2 (R15)

28/09/2024 17:30

Race (12:00 and 1 Laps)

6	125	11	
5	58	9	15
4	155	7	33
3	5	5	222
2	55	3	26
1	20	1	120
			2

POLE POSITION



Results provisional until the conclusion of judicial and technical matters

Orbits

Timekeeper: D.Bradfield

Clerk of Course: Chris Edwards

Live timing available at timing.rhwright.co.uk

www.mylaps.com

Printed: 28/09/2024 12:52:32

Licensed to: R.H.Wright Timing



R.H.
Wright



500 MRCI Superkart Race Meeting

Superkarts

Kirkistown 500 MRCI 1.512 miles

Qualifying (Q2)

28/09/2024 09:00

Qualifying started at 9:20:28

Lap	Lap Tm	Diff	me of Day
(3) Lian Fox			
1	1:15.294	+18.990	12:36.903
2	1:07.563	+11.259	13:44.466
3	1:03.546	+7.242	14:48.012
4	58.490	+2.186	15:46.502
5	56.969	+0.665	16:43.471
6	56.304		17:39.775
7	56.648	+0.344	18:36.423
(40) Aaron Newell			
1	1:00.825	+4.145	12:06.923
2	57.583	+0.903	13:04.506
3	57.644	+0.964	14:02.150
4	56.968	+0.308	14:59.138
5	56.821	+0.141	15:55.959
6	56.918	+0.238	16:52.877
7	1:15.136	+18.456	18:08.013
8	56.680		19:04.693
(53) Alan Crossen			
1	1:03.463	+5.365	12:26.586
2	58.098		13:24.684
(60) Jonathan Adams			
1	1:01.767	+0.746	12:16.930
2	1:01.021		13:17.951
(80) Ciaran Peden			
1	1:05.814	+4.629	12:27.974
2	1:01.574	+0.389	13:29.548
3	1:01.791	+0.606	14:31.339
4	1:01.185		15:32.524
(17) Scott Greenaway			
1	1:19.873	+17.161	12:47.481
2	1:04.386	+1.674	13:51.867
3	1:03.185	+0.473	14:55.052
4	1:02.712		15:57.764
(12) Stephen Drury			
1	1:10.295	+6.681	12:35.844
2	1:05.219	+1.605	13:41.063
3	1:04.366	+0.742	14:45.419
4	1:03.614		15:49.033
(25) Noel Lindsay			
1	1:07.557	+3.026	12:30.058
2	1:05.535	+1.004	13:35.593
3	1:05.353	+0.822	14:40.946
4	1:05.427	+0.896	15:46.373
5	1:04.531		16:50.904
6	1:05.064	+0.533	17:55.968
(19) Philip Mills			
1	1:12.264	+7.437	12:44.862
2	1:08.544	+3.717	13:53.406
3	1:06.893	+2.066	15:00.299
4	1:05.743	+0.916	16:06.042
5	1:05.663	+0.836	17:11.705
6	1:05.388	+0.561	18:17.093
7	1:04.827		19:21.920
(51) Geoffrey Simms			
1	1:10.774	+4.748	12:35.959
2	1:07.934	+1.908	13:43.893
3	1:06.941	+0.915	14:50.834
4	1:06.026		15:56.860
(86) Eoin Ryan			
1	1:18.253	+11.709	12:54.197
2	1:15.190	+8.606	14:09.347
3	1:11.166	+4.622	15:20.513
4	1:09.171	+2.627	16:29.684

Lap	Lap Tm	Diff	me of Day
5	1:06.544		17:36.228

Lap	Lap Tm	Diff	me of Day
-----	--------	------	-----------

Results provisional until the conclusion of judicial and technical matters

Orbits

Timekeeper: D.Bradfield

Clerk of Course: Chris Edwards

Live timing available at timing.rhwright.com

www.mylaps.com

Printed: 29/09/2024 15:13:09

Licensed to: R.H.Wright Timing



500 MRCI Superkart Race Meeting

Sorted on best lap time

Superkarts

Kirkistown 500 MRCI 1.512 miles

Qualifying (Q2)

28/09/2024 09:00

Qualifying started at 9:20:28

Pos	No.	Name	Make	Best Tm	Diff	In Lap	Best Speed	2nd Best	In Lap
1	3	Lian Fox	Anderson PVP	56.304		6	96.672	56.648	7
2	40	Aaron Newell	Anderson PVP	56.680	0.376	8	96.031	56.821	5
3	53	Alan Crossen	Anderson VM	58.098	1.794	2	93.687	1:03.463	1
4	60	Jonathan Adams	Anderson VM	1:01.021	4.717	2	89.199	1:01.767	1
5	80	Ciaran Peden	Anderson PVP	1:01.185	4.881	4	88.960	1:01.574	2
6	17	Scott Greenaway	Anderson IAME	1:02.712	6.408	4	86.794	1:03.185	3
7	12	Stephen Drury	Anderson Vortex	1:03.614	7.310	4	85.563	1:04.356	3
8	25	Noel Lindsay	F1 TM	1:04.531	8.227	5	84.347	1:05.064	6
9	19	Philip Mills	Anderson TM	1:04.827	8.523	7	83.962	1:05.388	6
10	51	Geoffrey Simms	F1 TM	1:06.026	9.722	4	82.438	1:06.941	3
11	86	Eoin Ryan	Anderson TM	1:06.544	10.240	5	81.796	1:09.171	4

Results provisional until the conclusion of judicial and technical matters

Orbits

Timekeeper: D.Bradfield

Clerk of Course: Chris Edwards

Live timing available at timing.rhwright.co.uk

www.mylaps.com

Printed: 28/09/2024 09:31:02

Licensed to: R.H.Wright Timing



**R.H.
Wright**



500 MRCI Superkart Race Meeting

Superkarts

Kirkistown 500 MRCI 1.512 miles

Race 1 (R2)

28/09/2024 11:00

Race (8:00 and 1 Laps) started at 11:08:14

Lap	Lap Tm	Diff	me of Day
(40) Aaron Newell			
1	59.883	+4.023	3:14.921
2	57.192	+1.332	0:12.113
3	56.645	+0.785	1:08.758
4	56.823	+0.963	2:05.581
5	56.367	+0.507	3:01.948
6	56.145	+0.285	3:58.093
7	55.898	+0.038	4:53.991
8	55.968	+0.108	5:49.959
9	55.880		6:45.819
10	56.268	+0.408	7:42.087
(3) Lian Fox			
1	59.641	+3.809	3:14.595
2	58.289	+2.457	0:12.884
3	56.601	+0.769	1:09.485
4	56.658	+0.826	2:06.143
5	56.052	+0.220	3:02.195
6	56.296	+0.464	3:58.491
7	55.332		4:54.323
8	56.139	+0.307	5:50.462
9	56.072	+0.240	6:46.534
10	57.499	+1.667	7:44.033
(17) Scott Greenaway			
1	1:04.499	+2.147	3:20.657
2	1:04.230	+1.878	0:24.887
3	1:03.370	+1.018	1:28.257
4	1:03.012	+0.660	2:31.269
5	1:03.053	+0.701	3:34.322
6	1:02.352		4:36.674
7	1:02.709	+0.357	5:39.383
8	1:02.460	+0.108	6:41.843
9	1:02.615	+0.263	7:44.458
(86) Eoin Ryan			
1	1:05.401	+2.541	3:21.918
2	1:03.349	+0.489	0:25.267
3	1:02.860		1:28.127
4	1:03.050	+0.190	2:31.177
5	1:03.435	+0.575	3:34.612
6	1:03.041	+0.181	4:37.653
7	1:03.292	+0.432	5:40.945
8	1:03.861	+1.001	6:44.806
9	1:03.248	+0.388	7:48.054
(19) Philip Mills			
1	1:04.818	+1.937	3:21.649
2	1:03.231	+0.350	0:24.880
3	1:03.105	+0.224	1:27.985
4	1:03.092	+0.211	2:31.077
5	1:03.580	+0.699	3:34.657
6	1:03.459	+0.578	4:38.116
7	1:02.881		5:40.997
8	1:04.716	+1.835	6:45.713
9	1:03.292	+0.411	7:49.005
(25) Noel Lindsay			
1	1:06.099	+3.201	3:22.431
2	1:04.159	+1.261	0:26.590
3	1:03.139	+0.241	1:29.729
4	1:03.230	+0.332	2:32.959
5	1:03.492	+0.594	3:36.451
6	1:03.081	+0.183	4:39.532
7	1:03.383	+0.485	5:42.915
8	1:02.888		6:45.813
9	1:03.973	+1.075	7:49.786
(12) Stephen Drury			
1	1:05.223	+2.197	3:21.371
2	1:04.170	+1.144	0:25.541
3	1:03.316	+0.290	1:28.857
4	1:03.678	+0.652	2:32.535

Lap	Lap Tm	Diff	me of Day
5	1:03.272	+0.246	3:35.807
6	1:03.026		4:38.833
7	1:03.382	+0.356	5:42.215
8	1:03.689	+0.663	6:45.904
9	1:04.220	+1.194	7:50.124
(51) Geoffrey Simms			
1	1:07.207	+1.572	3:24.698
2	1:06.758	+1.123	0:31.456
3	1:06.212	+0.577	1:37.668
4	1:06.090	+0.455	2:43.758
5	1:06.287	+0.652	3:50.045
6	1:06.336	+0.701	4:56.381
7	1:06.103	+0.468	6:02.484
8	1:06.250	+0.615	7:08.734
9	1:05.635		8:14.369
(60) Jonathan Adams			
1	1:02.002		3:17.298
p2	6:26.569	24.567	5:43.867
3	1:49.251	+47.249	7:33.118
4	1:28.177	+26.175	9:01.295

Lap	Lap Tm	Diff	me of Day
-----	--------	------	-----------

Results provisional until the conclusion of judicial and technical matters

Orbits

Timekeeper: D.Bradfield

Clerk of Course: Chris Edwards

Live timing available at timing.rhwright.com

www.mylaps.com

Printed: 29/09/2024 15:13:22

Licensed to: R.H.Wright Timing



500 MRCI Superkart Race Meeting

Sorted on Laps

Superkarts

Kirkistown 500 MRCI 1.512 miles

Race 1 (R2)

28/09/2024 11:00

Race (8:00 and 1 Laps) started at 11:08:14

Pos	No.	Name	Make	Laps	Total Tm	Best Tm	Best Speed	In Lap	Avg. Speed
125 Superkart									
1	17	Scott Greenaway	Anderson IAME	9	9:29.504	1:02.352	87.295	6	86.017
2	86	Eoin Ryan	Anderson TM	9	9:33.100	1:02.860	86.590	3	85.478
3	19	Philip Mills	Anderson TM	9	9:34.051	1:02.881	86.561	7	85.336
4	25	Noel Lindsay	F1 TM	9	9:34.832	1:02.898	86.537	8	85.220
5	12	Stephen Drury	Anderson Vortex	9	9:35.170	1:03.026	86.362	6	85.170
6	51	Geoffrey Simms	F1 TM	9	9:59.415	1:05.635	82.929	9	81.725
250 Superkart									
1	40	Aaron Newell	Anderson PVP	10	9:27.133	55.860	97.440	9	95.974
2	3	Lian Fox	Anderson PVP	10	9:29.079	55.832	97.489	7	95.646
3	60	Jonathan Adams	Anderson VM	4	10:46.341	1:02.002	87.788	1	33.685
Not classified									
DNS	53	Alan Crossen	Anderson VM				-	0	-
DNS	80	Ciaran Peden	Anderson PVP				-	0	-

Margin of Victory	Avg. Speed	Best Lap Tm	Best Speed	Best Lap by
1.946	95.974	55.832	97.489	3 - Lian Fox

Results provisional until the conclusion of judicial and technical matters

Orbits

Timekeeper: Richard Young

Clerk of Course: Chris Edwards

Live timing available at timing.rhwright.co.uk

www.mylaps.com

Licensed to: R.H.Wright Timing

Printed: 28/09/2024 11:24:08



R.H. Wright
Timing



500 MRCI Superkart Race Meeting

Superkarts

Kirkistown 500 MRCI 1.512 miles


Race 1 (R2)

28/09/2024 11:00

Race (8:00 and 1 Laps)

6	86	
	11	
5	19	51
	9	10
4	12	25
	7	8
3	80	17
	5	6
2	53	60
	3	4
1	3	40
	1	2

POLE POSITION



Results provisional until the conclusion of judicial and technical matters

Orbits

Timekeeper: D.Bradfield

Clerk of Course: Chris Edwards

Live timing available at timing.rhwright.co.uk

www.mylaps.com

Printed: 28/09/2024 09:35:25

Licensed to: R.H.Wright Timing



**R.H.
Wright**



500 MRCI Superkart Race Meeting

Superkarts

Kirkistown 500 MRCI 1.512 miles

Race 2 (R6)

28/09/2024 13:00

Race (8:00 and 1 Laps) started at 13:02:50

Lap	Lap Tm	Diff	me of Day
(3) Lian Fox			
1	1:00.890	+2.337	1:51.722
2	58.960	+0.407	1:50.682
3	58.553		1:49.235
4	58.669	+0.116	1:47.904
5	59.664	+1.111	1:47.568
6	59.486	+0.933	1:47.054
7	58.962	+0.409	1:46.016
8	59.826	+1.273	1:45.842
9	1:01.374	+2.821	1:47.216
10	1:02.588	+4.035	1:49.804
(80) Claran Peden			
1	1:02.430	+1.972	1:53.414
2	1:00.458		1:53.872
3	1:00.499	+0.041	1:54.371
4	1:00.722	+0.264	1:55.093
5	1:01.120	+0.662	1:56.213
6	1:01.344	+0.886	1:57.557
7	1:01.063	+0.605	1:58.620
8	1:01.029	+0.571	1:59.649
9	1:01.868	+1.410	1:01.517
10	1:02.986	+2.528	1:04.503
(19) Philip Mills			
1	1:03.581	+0.432	1:55.623
2	1:03.783	+0.634	1:59.406
3	1:03.816	+0.667	1:03.222
4	1:03.149		1:06.371
5	1:03.650	+0.501	1:10.021
6	1:03.157	+0.008	1:13.178
7	1:05.069	+1.920	1:18.247
8	1:04.348	+1.199	1:22.595
9	1:04.557	+1.408	1:27.152
10	1:04.008	+0.859	1:31.160
(12) Stephen Drury			
1	1:06.246	+2.429	1:58.559
2	1:04.021	+0.204	1:02.580
3	1:04.291	+0.474	1:06.871
4	1:03.817		1:10.688
5	1:04.620	+0.803	1:15.308
6	1:04.128	+0.311	1:19.436
7	1:04.557	+0.740	1:23.993
8	1:04.556	+0.739	1:28.549
9	1:04.449	+0.632	1:32.998
10	1:03.927	+0.110	1:36.925
(25) Noel Lindsay			
1	1:05.833	+1.953	1:58.023
2	1:04.550	+0.670	1:02.573
3	1:03.880		1:06.453
4	1:04.267	+0.387	1:10.720
5	1:04.592	+0.712	1:15.312
6	1:04.271	+0.391	1:19.583
7	1:04.472	+0.592	1:24.055
8	1:04.111	+0.231	1:28.166
9	1:04.690	+0.810	1:32.856
10	1:04.143	+0.263	1:36.999
(51) Geoffrey Simms			
1	1:08.287	+2.813	1:00.637
2	1:06.385	+0.711	1:07.022
3	1:06.611	+0.937	1:13.633
4	1:06.153	+0.479	1:19.786
5	1:06.199	+0.525	1:25.985
6	1:05.888	+0.214	1:31.873
7	1:05.674		1:37.547
8	1:07.808	+2.134	1:45.355
9	1:06.437	+0.763	1:51.792
(60) Jonathan Adams			
1	1:02.765	+2.655	1:53.682

Lap	Lap Tm	Diff	me of Day
2	1:00.110		1:53.792
3	1:01.204	+1.094	1:54.996
4	1:01.148	+1.038	1:56.144
5	1:01.490	+1.380	1:57.634
6	1:00.786	+0.676	1:58.420
7	1:00.293	+0.183	1:58.713
(86) Eoin Ryan			
1	1:09.758		1:01.799
(17) Scott Greenaway			
1	1:03.762		1:55.689

Lap	Lap Tm	Diff	me of Day
-----	--------	------	-----------

Results provisional until the conclusion of judicial and technical matters

Orbits

Timekeeper: D.Bradfield

Clerk of Course: Chris Edwards

www.mylaps.com

Live timing available at timing.rhwright.

Licensed to: R.H.Wright Timing

Printed: 29/09/2024 15:13:33



500 MRCI Superkart Race Meeting

Sorted on Laps

Superkarts

Kirkistown 500 MRCI 1.512 miles

Race 2 (R6)

28/09/2024 13:00

Race (8:00 and 1 Laps) started at 13:02:50

Pos	No.	Name	Make	Laps	Total Tm	Best Tm	Best Speed	In Lap	Avg. Speed
125 Superkart									
1	19	Philip Mills	Anderson TM	10	10:40.328	1:03.149	86.193	4	85.004
2	12	Stephen Drury	Anderson Vortex	10	10:46.093	1:03.817	85.291	4	84.245
3	25	Noel Lindsay	F1 TM	10	10:46.167	1:03.880	85.207	3	84.235
4	51	Geoffrey Simms	F1 TM	9	10:00.960	1:05.674	82.879	7	81.515
Not classified									
DNF	86	Eoin Ryan	Anderson TM	1	1:10.967	1:09.758	78.027	1	76.698
DNS	17	Scott Greenaway	Anderson IAME	1	1:04.857	1:03.762	85.365	1	83.923
250 Superkart									
1	3	Lian Fox	Anderson PVP	10	9:58.972	58.553	92.959	3	90.873
2	80	Ciaran Peden	Anderson PVP	10	10:13.671	1:00.458	90.030	2	88.696
Not classified									
DNF	60	Jonathan Adams	Anderson VM	7	7:07.881	1:00.110	90.551	2	89.046
DNS	40	Aaron Newell	Anderson PVP				-	0	-
DNS	53	Alan Crossen	Anderson VM				-	0	-

Margin of Victory	Avg. Speed	Best Lap Tm	Best Speed	Best Lap by
14.699	90.873	58.553	92.959	3 - Lian Fox

Results provisional until the conclusion of judicial and technical matters

Orbits

Timekeeper: Richard Young

Clerk of Course: Chris Edwards

Live timing available at timing.rhwright.co.uk

www.mylaps.com

Licensed to: R.H.Wright Timing

Printed: 28/09/2024 13:14:08



R.H. Wright
Timing



500 MRCI Superkart Race Meeting

Superkarts

Kirkistown 500 MRCI 1.512 miles

Race 2 (R6)

28/09/2024 13:00

Race (8:00 and 1 Laps)

6	51	
	11	
5	25	12
	9	10
4	86	19
	7	8
3	80	17
	5	6
2	60	53
	3	4
1	40	3
	1	2

POLE POSITION



Results provisional until the conclusion of judicial and technical matters

Orbits

Timekeeper: D.Bradfield

Clerk of Course: Chris Edwards

Live timing available at timing.rhwright.co.uk

www.mylaps.com

Licensed to: R.H.Wright Timing

Printed: 28/09/2024 11:28:18



R.H.
Wright



500 MRCI Superkart Race Meeting

Superkarts

Kirkistown 500 MRCI 1.512 miles

Race 3 (R13)

28/09/2024 16:30

Race (8:00 and 1 Laps) started at 16:27:13

Lap Lap Tm Diff me of Day

(40) Aaron Newell

Lap	Lap Tm	Diff	me of Day
1	59.883	+3.513	1:13.507
2	57.095	+0.725	1:10.602
3	56.370		1:06.972
4	56.561	+0.191	1:03.533
5	56.639	+0.269	1:00.172
6	56.426	+0.056	1:56.598
7	56.640	+0.270	1:53.238
8	56.408	+0.038	1:49.646
9	56.789	+0.419	1:46.435
10	57.389	+1.019	1:43.824

(3) Lian Fox

Lap	Lap Tm	Diff	me of Day
1	1:00.590	+4.257	1:14.085
2	57.441	+1.108	1:11.526
3	56.548	+0.215	1:08.074
4	56.333		1:04.407
5	56.400	+0.067	1:00.807
6	56.565	+0.232	1:57.372
7	56.574	+0.241	1:53.946
8	56.414	+0.081	1:50.360
9	57.093	+0.760	1:47.453
10	57.197	+0.864	1:44.650

(80) Ciaran Peden

Lap	Lap Tm	Diff	me of Day
1	1:01.810	+2.718	1:15.418
2	59.092		1:14.510
3	59.643	+0.551	1:14.153
4	59.425	+0.333	1:13.578
5	59.631	+0.539	1:13.209
6	1:00.088	+0.996	1:13.297
7	1:00.043	+0.951	1:13.340
8	1:00.042	+0.950	1:13.382
9	59.876	+0.784	1:13.258
10	1:00.371	+1.279	1:13.629

(17) Scott Greenaway

Lap	Lap Tm	Diff	me of Day
1	1:05.589	+2.493	1:20.950
2	1:04.609	+1.513	1:25.559
3	1:03.850	+0.754	1:29.409
4	1:03.231	+0.135	1:32.640
5	1:03.235	+0.139	1:35.875
6	1:03.096		1:38.971
7	1:03.259	+0.163	1:42.230
8	1:03.395	+0.299	1:45.625
9	1:03.897	+0.801	1:49.522

(25) Noel Lindsay

Lap	Lap Tm	Diff	me of Day
1	1:07.174	+3.494	1:22.461
2	1:04.327	+0.647	1:26.788
3	1:03.788	+0.108	1:30.576
4	1:04.078	+0.398	1:34.654
5	1:03.680		1:38.334
6	1:03.919	+0.239	1:42.253
7	1:03.977	+0.297	1:46.230
8	1:04.271	+0.591	1:50.501
9	1:04.005	+0.325	1:54.506

(12) Stephen Drury

Lap	Lap Tm	Diff	me of Day
1	1:06.192	+2.206	1:21.410
2	1:04.195	+0.209	1:25.605
3	1:03.986		1:29.591
4	1:04.036	+0.050	1:33.627
5	1:04.022	+0.036	1:37.649
6	1:04.252	+0.266	1:41.901
7	1:04.219	+0.233	1:46.120
8	1:06.969	+2.983	1:53.089
9	1:05.177	+1.191	1:58.266

(51) Geoffrey Simms

Lap	Lap Tm	Diff	me of Day
1	1:08.011	+2.033	1:23.452
2	1:06.277	+0.299	1:29.729
3	1:07.681	+1.703	1:37.410

Lap Lap Tm Diff me of Day

4	1:07.274	+1.296	1:44.684
5	1:06.621	+0.643	1:51.305
6	1:05.978		1:57.283
7	1:06.199	+0.221	1:03.482
8	1:06.063	+0.085	1:09.545
9	1:06.052	+0.074	1:15.597

(86) Eoin Ryan

Lap	Lap Tm	Diff	me of Day
p1	3:45.566	38.843	1:00.684
2	1:19.770	+13.047	1:20.454
3	1:08.010	+1.287	1:28.464
4	1:07.336	+0.613	1:35.800
5	1:06.723		1:42.623
6	1:07.029	+0.306	1:49.552

Lap Lap Tm Diff me of Day

Results provisional until the conclusion of judicial and technical matters

Orbits

Timekeeper: D.Bradfield

Clerk of Course: Chris Edwards

www.mylaps.com

Live timing available at timing.rhwright.

Licensed to: R.H.Wright Timing

Printed: 29/09/2024 15:13:46



500 MRCI Superkart Race Meeting

Sorted on Laps

Superkarts

Kirkistown 500 MRCI 1.512 miles

Race 3 (R13)

28/09/2024 16:30

Race (8:00 and 1 Laps) started at 16:27:13

Pos	No.	Name	Make	Laps	Total Tm	Best Tm	Best Speed	In Lap	Avg. Speed
125 Superkart									
1	17	Scott Greenaway	Anderson IAME	9	9:36.027	1:03.096	86.266	6	85.043
2	25	Noel Lindsay	F1 TM	9	9:41.011	1:03.680	85.475	5	84.314
3	12	Stephen Drury	Anderson Vortex	9	9:44.771	1:03.986	85.066	3	83.772
4	51	Geoffrey Simms	F1 TM	9	10:02.102	1:05.978	82.497	6	81.360
5	86	Eoin Ryan	Anderson TM	6	9:36.057	1:06.723	81.576	5	56.693
Not classified									
DNS	19	Philip Mills	Anderson TM				-	0	-
250 Superkart									
1	40	Aaron Newell	Anderson PVP	10	9:30.329	56.370	96.559	3	95.436
2	3	Lian Fox	Anderson PVP	10	9:31.155	56.333	96.622	4	95.298
3	80	Ciaran Peden	Anderson PVP	10	10:00.134	59.092	92.111	2	90.697
Not classified									
DNS	60	Jonathan Adams	Anderson VM				-	0	-
DNS	53	Alan Crossen	Anderson VM				-	0	-

Margin of Victory	Avg. Speed	Best Lap Tm	Best Speed	Best Lap by
0.826	95.436	56.333	96.622	3 - Lian Fox

Results provisional until the conclusion of judicial and technical matters

Orbits

Timekeeper: Richard Young

Clerk of Course: Chris Edwards

Live timing available at timing.rhwright.co.uk

www.mylaps.com

Licensed to: R.H.Wright Timing

Printed: 28/09/2024 16:45:54



R.H. Wright
Timing



500 MRCI Superkart Race Meeting

Superkarts

Kirkistown 500 MRCI 1.512 miles


Race 3 (R13)

28/09/2024 16:30

Race (8:00 and 1 Laps)

6	17	
	11	
5	51	86
	9	10
4	12	25
	7	8
3	53	19
	5	6
2	60	40
	3	4
1	3	80
	1	2

POLE POSITION



Results provisional until the conclusion of judicial and technical matters

Orbits

Timekeeper: D.Bradfield

Clerk of Course: Chris Edwards

Live timing available at timing.rhwright.co.uk

www.mylaps.com

Printed: 28/09/2024 13:17:07

Licensed to: R.H.Wright Timing