

500MRCI Race Meeting

Sorted on best lap time

BOSS Ireland

Kirkistown 500 MRCI 1.512 miles

Qualifying

27/08/2021 17:00

Qualifying started at 17:03:30

Pos	No.	Name	Make	Best Tm	Diff	In Lap	Best Speed	2nd Best	2nd Lap
1	10	Paul O'Connell	4.0 Dallara GP2	51.767		12	105.145	52.182	10
2	31	Sylvie Mullins	4.0 Gould GR37	52.802	1.035	7	103.084	53.335	9
3	47	Gerard O'Connell	3.5 Dallara WS	54.211	2.444	6	100.404	54.240	14
4	36	Aaron Gaughran	2.0 Dallara F317	54.354	2.587	6	100.140	54.448	11
5	447	Tony Greenan	2.7 Radical SR8	54.425	2.658	9	100.010	54.488	12
6	46	Michael Roche	2.0 Dallara F306	54.875	3.108	11	99.189	54.932	13
7	55	Noel Robinson	2.0 Dallara F307	55.533	3.766	13	98.014	55.605	9
8	51	Eamon Matheson	2.0t Jade Honda	55.697	3.930	3	97.726	55.708	4
9	5	Fergus Faherty	2.0 Dallara F318	55.825	4.058	14	97.501	55.915	13
10	21	Daniel Faherty	2.0 Dallara F302	56.771	5.004	7	95.877	56.967	8
11	299	Michael Connolly	2.7 Radical SR8	56.792	5.025	10	95.841	56.831	8
12	18	Tom Gaughran	2.7 Radical SR8	58.652	6.885	6	92.802	59.184	11
13	8	Roland Doherty	2.0 Dallara F399	59.086	7.319	12	92.120	59.803	4
14	6	Gary Graham	2.0 Tatuus Renault	1:00.346	8.579	4	90.197	1:00.362	9
15	81	Jonathan Fildes	3.5 Lola T96 Renault			0	-		0

Results provisional until the conclusion of judicial and technical matters

Orbits

Chief Timekeeper: D.Bradfield

Clerk of the Course:

Live timing available at timing.rhwright.co.uk

www.mylaps.com

Licensed to: R.H.Wright Timing

500MRCI Race Meeting

BOSS Ireland

Kirkistown 500 MRCI 1.512 miles

Race 1 (R7)

28/08/2021 12:15

Race (15:00 and 1 Laps) started at 12:41:32

8

23 Jonathan Fildes

15

7

59.086
8 Roland Doherty

13

6

56.792
299 Michael Connolly

11

5

55.825
5 Fergus Faherty

9

4

55.533
55 Noel Robinson

7

3

54.425
447 Tony Greenan

5

2

54.211
47 Gerard O'Connell

3

1

51.767
10 Paul O'Connell

1

POLE POSITION

1:00.346
6 Gary Graham

14

58.652
18 Tom Gaughran

12

56.771
21 Daniel Faherty

10

55.697
51 Eamon Matheson

8

54.875
46 Michael Roche

6

54.354
36 Aaron Gaughran

4

52.802
31 Sylvie Mullins

2

Results provisional until the conclusion of judicial and technical matters

Orbits

Chief Timekeeper: D.Bradfield

Clerk of the Course:

Live timing available at timing.rhwright.co.uk

www.mylaps.com

Licensed to: R.H.Wright Timing

500MRCI Race Meeting

Sorted on Laps

BOSS Ireland

Kirkistown 500 MRCI 1.512 miles

Race 1 (R7)

28/08/2021 12:15

Race (15:00 and 1 Laps) started at 12:41:32

Pos	No.	Name	Make	Laps	Total Tm	Best Tm	Best Speed	In Lap	Avg. Speed
1	10	Paul O'Connell	4.0 Dallara GP2	18	16:11.645	51.726	105.228	15	100.833
2	36	Aaron Gaughran	2.0 Dallara F317	18	16:43.991	54.936	99.079	4	97.585
3	46	Michael Roche	2.0 Dallara F306	18	16:58.965	55.138	98.716	13	96.151
4	299	Michael Connolly	2.7 Radical SR8	17	16:23.070	56.768	95.882	6	94.125
5	55	Noel Robinson	2.0 Dallara F307	17	16:24.010	56.497	96.342	17	94.035
6	51	Eamon Matheson	2.0t Jade Honda	17	16:41.375	56.195	96.860	3	92.404
7	21	Daniel Faherty	2.0 Dallara F302	17	16:42.897	57.052	95.405	14	92.264
8	8	Roland Doherty	2.0 Dallara F399	17	17:09.591	58.991	92.269	10	89.872
9	18	Tom Gaughran	2.7 Radical SR8	13	16:59.534	57.095	95.333	12	69.404
Not classified									
DNF	47	Gerard O'Connell	3.5 Dallara WS	7	6:33.964	54.135	100.545	3	96.712
DNF	6	Gary Graham	2.0 Tatuus Renault	7	8:09.826	1:02.042	87.731	4	77.785
DNF	31	Sylvie Mullins	4.0 Gould GR37	5	4:43.177	54.662	99.576	5	96.106
DNF	23	Jonathan Fildes	3.5 Lola T96 Renault	1	1:15.036	1:01.791	88.088	1	72.539
DNF	5	Fergus Faherty	2.0 Dallara F318		10.726		-	0	-
DNS	447	Tony Greenan	2.7 Radical SR8		2.944		-	0	-

Margin of Victory	Avg. Speed	Best Lap Tm	Best Speed	Best Lap by
32.346	100.833	51.726	105.228	10 - Paul O'Connell

Results provisional until the conclusion of judicial and technical matters

Orbits

Chief Timekeeper: D.Bradfield

Clerk of the Course:

Live timing available at timing.rhwright.co.uk

www.mylaps.com

Licensed to: R.H.Wright Timing

500MRCI Race Meeting

BOSS Ireland

Kirkistown 500 MRCI 1.512 miles

Race 2 (R13) - Leinster Trophy

28/08/2021 15:15

Race (20:00 and 1 Laps) started at 15:57:37

8

23 Jonathan Fildes

15

7

59.803
8 Roland Doherty

13

6

56.967
21 Daniel Faherty

11

5

55.915
5 Fergus Faherty

9

4

55.605
55 Noel Robinson

7

3

54.488
447 Tony Greenan

5

2

54.240
47 Gerard O'Connell

3

1

52.182
10 Paul O'Connell

1

POLE POSITION

1:00.362
6 Gary Graham

14

59.184
18 Tom Gaughran

12

56.831
299 Michael Connolly

10

55.708
51 Eamon Matheson

8

54.932
46 Michael Roche

6

54.448
36 Aaron Gaughran

4

53.335
31 Sylvie Mullins

2

Results provisional until the conclusion of judicial and technical matters

Orbits

Chief Timekeeper: D.Bradfield

Clerk of the Course:

Live timing available at timing.rhwright.co.uk

www.mylaps.com

Licensed to: R.H.Wright Timing

500MRCI Race Meeting

Sorted on Laps

BOSS Ireland

Kirkistown 500 MRCI 1.512 miles

Race 2 (R13) - Leinster Trophy

28/08/2021 15:15

Race (20:00 and 1 Laps) started at 15:57:37

Pos	No.	Name	Make	Laps	Total Tm	Best Tm	Best Speed	In Lap	Avg. Speed
1	31	Sylvie Mullins	4.0 Gould GR37	22	20:29.598	53.661	101.433	19	97.387
2	23	Jonathan Fildes	3.5 Lola T96 Renault	22	20:30.145	53.390	101.948	9	97.343
3	36	Aaron Gaughran	2.0 Dallara F317	22	20:31.295	54.042	100.718	14	97.252
4	46	Michael Roche	2.0 Dallara F306	22	20:43.956	54.960	99.036	18	96.263
5	55	Noel Robinson	2.0 Dallara F307	21	19:59.443	55.544	97.995	7	95.297
6	51	Eamon Matheson	2.0t Jade Honda	21	20:18.503	56.542	96.265	18	93.806
7	5	Fergus Faherty	2.0 Dallara F318	21	20:32.899	56.809	95.813	19	92.711
8	21	Daniel Faherty	2.0 Dallara F302	21	20:35.772	56.693	96.009	11	92.496
9	18	Tom Gaughran	2.7 Radical SR8	20	20:26.014	58.812	92.549	7	88.792
10	8	Roland Doherty	2.0 Dallara F399	20	20:27.519	59.024	92.217	8	88.683
Not classified									
DNF	10	Paul O'Connell	4.0 Dallara GP2	20	18:11.732	52.659	103.364	4	99.713
DNF	299	Michael Connolly	2.7 Radical SR8	9	8:56.396	57.208	95.144	5	91.327
DNF	47	Gerard O'Connell	3.5 Dallara WS		2.742			0	-
DNS	447	Tony Greenan	2.7 Radical SR8					0	-
DNS	6	Gary Graham	2.0 Tatuus Renault					0	-

Margin of Victory	Avg. Speed	Best Lap Tm	Best Speed	Best Lap by
0.547	97.387	53.390	101.948	23 - Jonathan Fildes

Results provisional until the conclusion of judicial and technical matters

Orbits

Chief Timekeeper: D.Bradfield

Clerk of the Course:

Live timing available at timing.rhwright.co.uk

www.mylaps.com

Licensed to: R.H.Wright Timing

500MRCI Race Meeting

BOSS Ireland

Kirkistown 500 MRCI 1.512 miles

Race 2 (R13) - Leinster Trophy

28/08/2021 15:15

Race (20:00 and 1 Laps) started at 15:57:37



Lap	Lap Tm	Diff	Time of Day
11	1:01.093	+2.069	16:08:50.608
12	1:00.040	+1.016	16:09:50.648
13	1:01.120	+2.096	16:10:51.768
14	59.444	+0.420	16:11:51.212
15	59.246	+0.222	16:12:50.458
16	59.758	+0.734	16:13:50.216
17	59.058	+0.034	16:14:49.274
18	1:01.025	+2.001	16:15:50.299
19	1:00.086	+1.062	16:16:50.385
20	1:14.531	+15.507	16:18:04.916

(10) Paul O'Connell

Lap	Lap Tm	Diff	Time of Day
1	1:00.632	+7.973	15:58:40.188
2	54.513	+1.854	15:59:34.701
3	53.646	+0.987	16:00:28.347
4	52.659		16:01:21.006
5	52.930	+0.271	16:02:13.936
6	53.118	+0.459	16:03:07.054
7	55.441	+2.782	16:04:02.495
8	53.906	+1.247	16:04:56.401
9	54.049	+1.390	16:05:50.450
10	54.682	+2.023	16:06:45.132
11	54.014	+1.355	16:07:39.146
12	55.196	+2.537	16:08:34.342
13	55.245	+2.586	16:09:29.587
14	55.110	+2.451	16:10:24.697
15	53.948	+1.289	16:11:18.645
16	54.033	+1.374	16:12:12.678
17	53.841	+1.182	16:13:06.519
18	54.625	+1.966	16:14:01.144
19	53.544	+0.885	16:14:54.688
20	54.441	+1.782	16:15:49.129

(299) Michael Connolly

Lap	Lap Tm	Diff	Time of Day
1	1:02.436	+5.228	15:58:44.117
2	58.571	+1.363	15:59:42.688
3	58.428	+1.220	16:00:41.116
4	57.551	+0.343	16:01:38.667
5	57.208		16:02:35.875
6	57.345	+0.137	16:03:33.220
7	57.234	+0.026	16:04:30.454
8	57.708	+0.500	16:05:28.162
9	1:05.631	+8.423	16:06:33.793

Lap Lap Tm Diff Time of Day

Lap Lap Tm Diff Time of Day

Results provisional until the conclusion of judicial and technical matters

Orbits

Chief Timekeeper: D.Bradfield

Clerk of the Course:

Live timing available at timing.rhwright.co.uk

www.mylaps.com

Licensed to: R.H.Wright Timing

500MRCI Race Meeting

Sorted on best lap time

Fiesta Zetec

Kirkistown 500 MRCI 1.512 miles

Qualifying

27/08/2021 16:30

Qualifying started at 16:44:30

Pos	No.	Name	Make	Best Tm	Diff	In Lap	Best Speed	2nd Best	2nd Lap
1	97	Neville Anderson	1.2 Ford Fiesta	1:16.990		9	70.698	1:17.148	6
2	55	Mark Stewart	1.2 Ford Fiesta	1:17.096	0.106	8	70.601	1:17.139	5
3	11	Paul Stewart	1.2 Ford Fiesta	1:17.110	0.120	9	70.588	1:17.235	6
4	54	Colm Barrable	1.2 Ford Fiesta	1:17.390	0.400	9	70.332	1:17.693	7
5	48	Alan Dawson	1.2 Ford Fiesta	1:17.658	0.668	7	70.090	1:17.748	2
6	64	Timon Dohnke	1.2 Ford Fiesta	1:17.711	0.721	10	70.042	1:17.891	6
7	4	Darragh McMullen	1.2 Ford Fiesta	1:17.793	0.803	7	69.968	1:17.899	6
8	21	Megan Campbell	1.2 Ford Fiesta	1:17.987	0.997	6	69.794	1:18.086	4
9	49	Michael Graham	1.2 Ford Fiesta	1:18.508	1.518	2	69.331	1:18.519	6
10	28	Stephen Walker	1.2 Ford Fiesta	1:18.585	1.595	6	69.263	1:18.653	5
11	88	Chris Doherty	1.2 Ford Fiesta	1:19.004	2.014	3	68.895	1:19.108	2
12	29	Henry White	1.2 Ford Fiesta	1:19.248	2.258	2	68.683	1:19.299	1
13	8	Michael Mulholland	1.2 Ford Fiesta	1:20.364	3.374	10	67.730	1:20.578	4
14	86	Gary Moore	1.2 Ford Fiesta	1:20.574	3.584	8	67.553	1:20.689	5
15	63	Andrew Graham	1.2 Ford Fiesta	1:20.882	3.892	2	67.296	1:21.423	6
16	19	Dan Keelan	1.2 Ford Fiesta			0	-		0

Announcements

Car 19 – Please fit a working transponder as per MSUK Reg Q12.8.1

Results provisional until the conclusion of judicial and technical matters

Orbits

Chief Timekeeper: D.Bradfield

Clerk of the Course:

Live timing available at timing.rhwright.co.uk

www.mylaps.com

Licensed to: R.H.Wright Timing

R.H.Wright Timing

500MRCI Race Meeting

Fiesta Zetec

Kirkistown 500 MRCI 1.512 miles

Race 1 (R6)

28/08/2021 11:45

Race (15:00 and 1 Laps) started at 12:14:58

8

1:20.882
63 Andrew Graham

15

19 Dan Keelan

16

7

1:20.364
8 Michael Mulholland

13

1:20.574
86 Gary Moore

14

6

1:19.004
88 Chris Doherty

11

1:19.248
29 Henry White

12

5

1:18.508
49 Michael Graham

9

1:18.585
28 Stephen Walker

10

4

1:17.793
4 Darragh McMullen

7

1:17.987
21 Megan Campbell

8

3

1:17.658
48 Keith Dawson

5

1:17.711
64 Timon Dohnke

6

2

1:17.110
11 Paul Stewart

3

1:17.390
54 Colm Barrable

4

1

1:16.990
97 Neville Anderson

1

1:17.096
55 Mark Stewart

2

POLE POSITION

Results provisional until the conclusion of judicial and technical matters

Orbits

Chief Timekeeper: D.Bradfield

Clerk of the Course:

Live timing available at timing.rhwright.co.uk

www.mylaps.com

Licensed to: R.H.Wright Timing

Printed: 29/08/2021 10:52:09

500MRCI Race Meeting

Sorted on Laps

Fiesta Zetec

Kirkistown 500 MRCI 1.512 miles

Race 1 (R6)

28/08/2021 11:45

Race (15:00 and 1 Laps) started at 12:14:58

Pos	No.	Name	Make	Laps	Total Tm	Best Tm	Best Speed	In Lap	Avg. Speed
1	97	Neville Anderson	1.2 Ford Fiesta	13	17:02.102	1:17.450	70.278	2	69.229
2	48	Alan Dawson	1.2 Ford Fiesta	13	17:02.468	1:17.402	70.321	2	69.204
3	64	Timon Dohnke	1.2 Ford Fiesta	13	17:04.434	1:17.601	70.141	10	69.072
4	54	Colm Barrable	1.2 Ford Fiesta	13	17:12.931	1:17.568	70.171	4	68.503
5	21	Megan Campbell	1.2 Ford Fiesta	13	17:17.756	1:18.049	69.738	3	68.185
6	49	Michael Graham	1.2 Ford Fiesta	13	17:18.536	1:17.916	69.858	3	68.134
7	29	Henry White	1.2 Ford Fiesta	13	17:22.841	1:18.517	69.323	6	67.852
8	28	Stephen Walker	1.2 Ford Fiesta	13	17:22.871	1:18.461	69.372	3	67.850
9	88	Chris Doherty	1.2 Ford Fiesta	13	17:23.200	1:18.644	69.211	8	67.829
10	19	Dan Keelan	1.2 Ford Fiesta	13	17:23.376	1:18.504	69.334	11	67.818
11	4	Darragh McMullen	1.2 Ford Fiesta	13	17:53.783	1:17.960	69.818	3	65.897
12	63	Andrew Graham	1.2 Ford Fiesta	13	17:54.852	1:21.120	67.098	13	65.832
13	86	Gary Moore	1.2 Ford Fiesta	13	17:56.525	1:21.226	67.011	13	65.729
14	8	Michael Mulholland	1.2 Ford Fiesta	13	17:56.874	1:21.120	67.098	13	65.708
Not classified									
DNS	55	Mark Stewart	1.2 Ford Fiesta					0	-
DNS	11	Paul Stewart	1.2 Ford Fiesta					0	-

Announcements

Penalty - Car 54 +10s - Out of Position Start (Q12.14)

Penalty - Car 19 +5s - Exceeding Track Limits (Q12.21.2b)

Margin of Victory	Avg. Speed	Best Lap Tm	Best Speed	Best Lap by
0.366	69.229	1:17.402	70.321	48 - Alan Dawson

Results provisional until the conclusion of judicial and technical matters

Orbits

Chief Timekeeper: D.Bradfield

Clerk of the Course:

Live timing available at timing.rhwright.co.uk

www.mylaps.com

Licensed to: R.H.Wright Timing

Printed: 28/08/2021 12:33:22





500MRCI Race Meeting


Fiesta Zetec

Kirkistown 500 MRCI 1.512 miles

Race 2 (R14)

28/08/2021 16:00

Race (15:00 and 1 Laps) started at 16:38:04



8

1:20.882
63 Andrew Graham

15

19 Dan Keelan

16

7

1:20.364
8 Michael Mulholland

13

1:20.574
86 Gary Moore

14

6

1:19.004
88 Chris Doherty

11

1:19.248
29 Henry White

12

5

1:18.508
49 Michael Graham

9

1:18.585
28 Stephen Walker

10

4

1:17.793
4 Darragh McMullen

7

1:17.987
21 Megan Campbell

8

3

5

1:16.990
97 Neville Anderson

6

2

1:17.390
54 Colm Barrable

3

4

1


1:17.711
64 Timon Dohnke

1

1:17.658
48 Keith Dawson

2

POLE POSITION



Results provisional until the conclusion of judicial and technical matters

Orbits

Chief Timekeeper: D.Bradfield

Clerk of the Course:

Live timing available at timing.rhwright.co.uk

www.mylaps.com

Licensed to: R.H.Wright Timing



500MRCI Race Meeting

Sorted on Laps

Fiesta Zetec

Kirkistown 500 MRCI 1.512 miles

Race 2 (R14)

28/08/2021 16:00

Race (15:00 and 1 Laps) started at 16:38:04

Pos	No.	Name	Make	Laps	Total Tm	Best Tm	Best Speed	In Lap	Avg. Speed
1	48	Keith Dawson	1.2 Ford Fiesta	13	17:03.977	1:17.812	69.951	10	69.102
2	54	Colm Barrable	1.2 Ford Fiesta	13	17:06.264	1:17.772	69.987	7	68.948
3	4	Darragh McMullen	1.2 Ford Fiesta	13	17:10.450	1:18.000	69.782	11	68.668
4	64	Timon Dohnke	1.2 Ford Fiesta	13	17:12.562	1:17.898	69.874	7	68.528
5	97	Neville Anderson	1.2 Ford Fiesta	13	17:12.732	1:17.684	70.066	9	68.517
6	19	Dan Keelan	1.2 Ford Fiesta	13	17:17.332	1:18.295	69.519	7	68.213
7	49	Michael Graham	1.2 Ford Fiesta	13	17:17.354	1:18.410	69.417	6	68.211
8	28	Stephen Walker	1.2 Ford Fiesta	13	17:18.764	1:18.438	69.393	6	68.119
9	88	Chris Doherty	1.2 Ford Fiesta	13	17:30.125	1:19.195	68.729	3	67.382
10	29	Henry White	1.2 Ford Fiesta	13	17:30.212	1:18.886	68.999	4	67.376
11	8	Michael Mulholland	1.2 Ford Fiesta	13	17:51.380	1:20.640	67.498	9	66.045
12	63	Andrew Graham	1.2 Ford Fiesta	13	17:54.511	1:21.261	66.982	2	65.853
13	86	Gary Moore	1.2 Ford Fiesta	13	17:55.128	1:21.316	66.937	11	65.815
Not classified									
DNF	21	Megan Campbell	1.2 Ford Fiesta	11	14:34.939	1:17.980	69.800	10	68.431

Margin of Victory

Avg. Speed

Best Lap Tm

Best Speed

Best Lap by

2.287

69.102

1:17.684

70.066

97 - Neville Anderson

Results provisional until the conclusion of judicial and technical matters

Orbits

Chief Timekeeper: D.Bradfield

Clerk of the Course:

Live timing available at timing.rhwright.co.uk

www.mylaps.com

Licensed to: R.H.Wright Timing

Printed: 28/08/2021 16:57:07



500MRCI Race Meeting

Sorted on best lap time

Formula Ford 1600

Kirkistown 500 MRCI 1.512 miles

Qualifying

27/08/2021 15:30

Qualifying started at 15:26:14

Pos	No.	Name	Make	Best Tm	Diff	In Lap	Best Speed	2nd Best	2nd Lap
1	3	Jordan Dempsey	Van Diemen RF00	1:01.349		11	88.722	1:01.412	5
2	18	Alan Davcidson	Mondiale M89S	1:01.351	0.002	3	88.719	1:01.447	7
3	28	David McCullough	Van Diemen RF01	1:01.536	0.187	3	88.453	1:01.586	5
4	89	Brandon McCaughan	Mondiale M89S	1:01.609	0.260	14	88.348	1:02.061	6
5	5	Robbie Allen	Van Diemen RF06	1:02.413	1.064	7	87.210	1:02.445	10
6	111	Davie Parks	Ray GR07	1:02.493	1.144	11	87.098	1:02.509	6
7	8	Philip Harris	Mondiale M89T	1:03.052	1.703	9	86.326	1:03.416	6
8	80	Chris Hillis	Mondiale M88S	1:03.275	1.926	4	86.022	1:03.430	7
9	90	Henry Campbell	Reynard FF89	1:03.726	2.377	11	85.413	1:03.793	13
10	23	David Nicholl	Reynard FF89	1:04.072	2.723	9	84.952	1:04.157	5

Not classified

DNS	39	Robbie Parks	Ray GR14			0	-		0
DNS	66	Trevor Delaney	Van Diemen RF02			0	-		0

Results provisional until the conclusion of judicial and technical matters

Orbits

Chief Timekeeper: D.Bradfield

Clerk of the Course:

Live timing available at timing.rhwright.co.uk

www.mylaps.com

Licensed to: R.H.Wright Timing



500MRCI Race Meeting


Formula Ford 1600

Kirkistown 500 MRCI 1.512 miles

Race 1 (R5)

28/08/2021 11:15

Race (15:00 and 1 Laps) started at 11:50:43



6

39 Robbie Parks

66 Trevor Delaney

11

12

5

1:03.726
90 Henry Campbell

1:04.072
23 David Nicholl

9

10

4

1:03.052
8 Philip Harris

1:03.275
80 Chris Hillis

7

8

3

1:02.413
5 Robbie Allen

1:02.493
111 Davie Parks

5

6

2

1:01.536
28 David McCullough

1:01.609
89 Brandon McCaughan

3

4

1


1:01.349
3 Jordan Dempsey

1:01.351
18 Alan Davcidson

1

2

POLE POSITION



Results provisional until the conclusion of judicial and technical matters

Orbits

Chief Timekeeper: D.Bradfield

Clerk of the Course:

Live timing available at timing.rhwright.co.uk

www.mylaps.com

Licensed to: R.H.Wright Timing



500MRCI Race Meeting

Sorted on Laps

Formula Ford 1600

Kirkistown 500 MRCI 1.512 miles

Race 1 (R5)

28/08/2021 11:15

Race (15:00 and 1 Laps) started at 11:50:43

Pos	No.	Name	Make	Laps	Total Tm	Best Tm	Best Speed	In Lap	Avg. Speed
1	3	Jordan Dempsey	Van Diemen RF00	16	16:38.475	1:01.263	88.847	8	87.221
2	18	Alan Davcidson	Mondiale M89S	16	16:41.293	1:01.514	88.484	13	86.976
3	89	Brandon McCaughan	Mondiale M89S	16	16:48.996	1:02.195	87.515	5	86.312
4	39	Robbie Parks	Ray GR14	16	16:55.392	1:01.996	87.796	10	85.768
5	28	David McCullough	Van Diemen RF01	16	16:55.855	1:01.380	88.677	5	85.729
6	5	Robbie Allen	Van Diemen RF06	16	16:59.519	1:02.918	86.510	4	85.421
7	111	Davie Parks	Ray GR07	16	17:06.825	1:02.252	87.435	7	84.813
8	8	Philip Harris	Mondiale M89T	16	17:20.509	1:04.188	84.798	9	83.698
9	90	Henry Campbell	Reynard FF89	16	17:21.025	1:03.616	85.561	16	83.656
10	23	David Nicholl	Reynard FF89	16	17:24.264	1:04.085	84.934	3	83.397
Not classified									
DNF	80	Chris Hillis	Mondiale M88S	10	11:17.222	1:06.081	82.369	2	80.373
DNS	66	Trevor Delaney	Van Diemen RF02				-	0	-

Margin of Victory

Avg. Speed

Best Lap Tm

Best Speed

Best Lap by

2.818

87.221

1:01.263

88.847

3 - Jordan Dempsey

Results provisional until the conclusion of judicial and technical matters

Orbits

Chief Timekeeper: D.Bradfield

Clerk of the Course:

Live timing available at timing.rhwright.co.uk

www.mylaps.com

Licensed to: R.H.Wright Timing

Printed: 28/08/2021 12:08:49



500MRCI Race Meeting


Formula Ford 1600

Kirkistown 500 MRCI 1.512 miles

Race 2 (R12) - Goodyear Trophy

28/08/2021 14:45

Race (15:00 and 1 Laps) started at 15:16:53



6

66 Trevor Delaney

11

39 Robbie Parks

12

5

1:03.793
90 Henry Campbell

9

1:04.157
23 David Nicholl

10

4

1:03.416
8 Philip Harris

7

1:03.430
80 Chris Hillis

8

3

1:02.445
5 Robbie Allen

5

1:02.509
111 Davie Parks

6

2

1:01.586
28 David McCullough

3

1:02.061
89 Brandon McCaughan

4

1


1:01.412
3 Jordan Dempsey

1

1:01.447
18 Alan Davcidson

2

POLE POSITION



Results provisional until the conclusion of judicial and technical matters

Orbits

Chief Timekeeper: D.Bradfield

Clerk of the Course:

Live timing available at timing.rhwright.co.uk

www.mylaps.com

Licensed to: R.H.Wright Timing



500MRCI Race Meeting

Sorted on Laps

Formula Ford 1600

Kirkistown 500 MRCI 1.512 miles

Race 2 (R12) - Goodyear Trophy

28/08/2021 14:45

Race (15:00 and 1 Laps) started at 15:16:53

Pos	No.	Name	Make	Laps	Total Tm	Best Tm	Best Speed	In Lap	Avg. Speed
1	3	Jordan Dempsey	Van Diemen RF00	16	16:46.332	1:01.889	87.948	8	86.540
2	18	Alan Davcidson	Mondiale M89S	16	16:46.505	1:01.912	87.915	13	86.525
3	89	Brandon McCaughan	Mondiale M89S	16	16:48.064	1:01.815	88.053	13	86.392
4	39	Robbie Parks	Ray GR14	16	16:58.574	1:02.391	87.240	13	85.500
5	5	Robbie Allen	Van Diemen RF06	16	17:05.435	1:03.122	86.230	6	84.928
6	90	Henry Campbell	Reynard FF89	16	17:14.787	1:03.620	85.555	15	84.161
7	23	David Nicholl	Reynard FF89	16	17:28.133	1:04.505	84.381	4	83.089
8	8	Philip Harris	Mondiale M89T	16	17:29.895	1:03.692	85.458	9	82.950
Not classified									
DNF	28	David McCullough	Van Diemen RF01	3	3:15.954	1:02.978	86.427	2	83.331
DNF	111	Davie Parks	Ray GR07	2	2:15.018	1:03.569	85.624	2	80.627
DNS	80	Chris Hillis	Mondiale M88S				-	0	-
DNS	66	Trevor Delaney	Van Diemen RF02				-	0	-

Margin of Victory

Avg. Speed

Best Lap Tm

Best Speed

Best Lap by

0.173

86.540

1:01.815

88.053

89 - Brandon McCaughan

Results provisional until the conclusion of judicial and technical matters

Orbits

Chief Timekeeper: D.Bradfield

Clerk of the Course:

Live timing available at timing.rhwright.co.uk

www.mylaps.com

Licensed to: R.H.Wright Timing

Printed: 28/08/2021 15:34:41



500MRCI Race Meeting

Formula Ford 1600

Kirkistown 500 MRCI 1.512 miles

Race 2 (R12) - Goodyear Trophy

28/08/2021 14:45

Race (15:00 and 1 Laps) started at 15:16:53

Lap	Lap Tm	Diff	Time of Day
(3) Jordan Dempsey			
1	1:07.684	+5.795	15:18:02.890
2	1:03.142	+1.253	15:19:05.832
3	1:03.088	+1.199	15:20:08.920
4	1:02.812	+0.923	15:21:11.732
5	1:02.513	+0.624	15:22:14.245
6	1:03.673	+1.784	15:23:17.918
7	1:02.265	+0.376	15:24:20.183
8	1:01.889		15:25:22.072
9	1:02.394	+0.505	15:26:24.466
10	1:02.301	+0.412	15:27:26.767
11	1:02.213	+0.324	15:28:28.980
12	1:02.026	+0.137	15:29:31.006
13	1:02.013	+0.124	15:30:33.019
14	1:02.057	+0.168	15:31:35.076
15	1:02.266	+0.377	15:32:37.342
16	1:02.125	+0.236	15:33:39.467
(18) Alan Davcidson			
1	1:07.437	+5.525	15:18:02.375
2	1:03.091	+1.179	15:19:05.466
3	1:03.240	+1.328	15:20:08.706
4	1:02.853	+0.941	15:21:11.559
5	1:02.606	+0.694	15:22:14.165
6	1:03.317	+1.405	15:23:17.482
7	1:02.226	+0.314	15:24:19.708
8	1:02.109	+0.197	15:25:21.817
9	1:02.588	+0.676	15:26:24.405
10	1:02.548	+0.636	15:27:26.953
11	1:02.287	+0.375	15:28:29.240
12	1:02.028	+0.116	15:29:31.268
13	1:01.912		15:30:33.180
14	1:02.200	+0.288	15:31:35.380
15	1:02.190	+0.278	15:32:37.570
16	1:02.070	+0.158	15:33:39.640
(89) Brandon McCaughan			
1	1:07.400	+5.585	15:18:03.258
2	1:03.019	+1.204	15:19:06.277
3	1:02.988	+1.173	15:20:09.265
4	1:02.738	+0.923	15:21:12.003
5	1:02.445	+0.630	15:22:14.448
6	1:03.001	+1.186	15:23:17.449
7	1:02.708	+0.893	15:24:20.157
8	1:02.149	+0.334	15:25:22.306
9	1:02.356	+0.541	15:26:24.662
10	1:02.582	+0.767	15:27:27.244
11	1:02.167	+0.352	15:28:29.411
12	1:02.131	+0.316	15:29:31.542
13	1:01.815		15:30:33.357
14	1:02.213	+0.398	15:31:35.570
15	1:02.162	+0.347	15:32:37.732
16	1:03.467	+1.652	15:33:41.199
(39) Robbie Parks			
1	1:09.082	+6.691	15:18:07.153
2	1:04.043	+1.652	15:19:11.196
3	1:04.279	+1.888	15:20:15.475
4	1:03.484	+1.093	15:21:18.959
5	1:03.098	+0.707	15:22:22.057
6	1:02.732	+0.341	15:23:24.789
7	1:02.649	+0.258	15:24:27.438
8	1:02.541	+0.150	15:25:29.979
9	1:03.231	+0.840	15:26:33.210
10	1:02.468	+0.077	15:27:35.678
11	1:02.914	+0.523	15:28:38.592
12	1:02.780	+0.389	15:29:41.372
13	1:02.391		15:30:43.763
14	1:02.687	+0.296	15:31:46.450
15	1:02.460	+0.069	15:32:48.910
16	1:02.799	+0.408	15:33:51.709
(5) Robbie Allen			

Lap	Lap Tm	Diff	Time of Day
1	1:09.232	+6.110	15:18:05.753
2	1:03.856	+0.734	15:19:09.609
3	1:03.722	+0.600	15:20:13.331
4	1:03.681	+0.559	15:21:17.012
5	1:03.242	+0.120	15:22:20.254
6	1:03.122		15:23:23.376
7	1:03.370	+0.248	15:24:26.746
8	1:03.270	+0.148	15:25:30.016
9	1:03.736	+0.614	15:26:33.752
10	1:03.137	+0.015	15:27:36.889
11	1:03.345	+0.223	15:28:40.234
12	1:03.897	+0.775	15:29:44.131
13	1:03.934	+0.812	15:30:48.065
14	1:03.645	+0.523	15:31:51.710
15	1:03.439	+0.317	15:32:55.149
16	1:03.421	+0.299	15:33:58.570
(90) Henry Campbell			
1	1:09.265	+5.645	15:18:06.624
2	1:04.789	+1.169	15:19:11.413
3	1:04.948	+1.328	15:20:16.361
4	1:03.805	+0.185	15:21:20.166
5	1:04.536	+0.916	15:22:24.702
6	1:03.806	+0.186	15:23:28.508
7	1:04.340	+0.720	15:24:32.848
8	1:04.088	+0.468	15:25:36.936
9	1:03.971	+0.351	15:26:40.907
10	1:03.774	+0.154	15:27:44.681
11	1:03.906	+0.286	15:28:48.587
12	1:03.873	+0.253	15:29:52.460
13	1:04.264	+0.644	15:30:56.724
14	1:03.699	+0.079	15:32:00.423
15	1:03.620		15:33:04.043
16	1:03.879	+0.259	15:34:07.922
(23) David Nichol			
1	1:09.831	+5.326	15:18:07.229
2	1:04.852	+0.347	15:19:12.081
3	1:04.831	+0.326	15:20:16.912
4	1:04.505		15:21:21.417
5	1:04.938	+0.433	15:22:26.355
6	1:05.063	+0.558	15:23:31.418
7	1:04.735	+0.230	15:24:36.153
8	1:05.406	+0.901	15:25:41.559
9	1:04.940	+0.435	15:26:46.499
10	1:04.546	+0.041	15:27:51.045
11	1:04.754	+0.249	15:28:55.799
12	1:04.813	+0.308	15:30:00.612
13	1:05.096	+0.591	15:31:05.708
14	1:05.445	+0.940	15:32:11.153
15	1:05.067	+0.562	15:33:16.220
16	1:05.048	+0.543	15:34:21.268
(8) Phiip Harris			
1	1:09.064	+5.372	15:18:05.950
2	1:04.755	+1.063	15:19:10.705
3	1:04.888	+1.196	15:20:15.593
4	1:04.235	+0.543	15:21:19.828
5	1:04.220	+0.528	15:22:24.048
6	1:04.226	+0.534	15:23:28.274
7	1:04.198	+0.506	15:24:32.472
8	1:04.829	+1.137	15:25:37.301
9	1:03.692		15:26:40.993
10	1:03.805	+0.113	15:27:44.798
11	1:03.925	+0.233	15:28:48.723
12	1:04.077	+0.385	15:29:52.800
13	1:04.041	+0.349	15:30:56.841
14	1:17.569	+13.877	15:32:14.410
15	1:04.496	+0.804	15:33:18.906
16	1:04.124	+0.432	15:34:23.030
(28) David McCullough			
1	1:07.046	+4.068	15:18:02.863
2	1:02.978		15:19:05.841

Lap	Lap Tm	Diff	Time of Day
3	1:03.248	+0.270	15:20:09.089
(111) Davie Parks			
1	1:08.274	+4.705	15:18:04.584
2	1:03.569		15:19:08.153

Results provisional until the conclusion of judicial and technical matters

Orbits

Chief Timekeeper: D.Bradfield

Clerk of the Course:

Live timing available at timing.rhwright.co.uk

www.mylaps.com

Licensed to: R.H.Wright Timing



500MRCI Race Meeting

Sorted on best lap time

Formula Vee

Kirkistown 500 MRCI 1.512 miles

Qualifying

27/08/2021 14:30

Qualifying started at 14:37:20

Pos	No.	Name	Make	Best Tm	Diff	In Lap	Best Speed	2nd Best	2nd Lap
1	99	Jordan Kelly	Sheane FV97	1:06.150		6	82.283	1:06.503	7
2	1	Anthony Cross	Sheane FV94	1:06.161	0.011	7	82.269	1:06.277	2
3	17	Dan Polley	LOH Sheane	1:06.221	0.071	7	82.195	1:06.821	6
4	3	Gavin Buckley	Sheane FV99	1:06.396	0.246	10	81.978	1:06.411	11
5	37	Tim Murray	LOH Leastone	1:06.461	0.311	12	81.898	1:06.894	13
6	16	Garry Newsome	Sheane FV99	1:07.222	1.072	13	80.971	1:07.299	12
7	43	Donal Downey	Leastone JH02	1:07.482	1.332	11	80.659	1:07.706	10
8	85	Michael O'Callaghan	Leastone JH02	1:07.901	1.751	8	80.161	1:07.977	4
9	9	Robert Fleming	LOH Sheane	1:08.151	2.001	10	79.867	1:08.241	6
10	115	Anthony Conway	Sheane FV20	1:08.525	2.375	7	79.431	1:08.808	12
11	40	Sean McCallion	Sheane FV01	1:08.637	2.487	8	79.302	1:08.751	7
12	54	Owen Kelly	Sheane FV97	1:08.990	2.840	8	78.896	1:09.353	3
13	88	Jonny Hollywood	Sheane FV85	1:09.037	2.887	7	78.842	1:09.468	10
14	86	Colm O'Loughlen	Sheane R3	1:09.204	3.054	9	78.652	1:09.229	7
15	38	Eamonn Thornton	Leastone JH04	1:10.385	4.235	8	77.332	1:10.641	12
16	83	Andrew Keogh	F.Vee 99	1:11.135	4.985	6	76.517	1:11.603	4
17	114	Brendan Ellis	Leastone JH04	1:12.010	5.860	5	75.587	1:12.247	6
18	42	Graham Carroll	Sheane FV03	1:12.334	6.184	4	75.248	1:13.175	1
19	64	Norman May	Sheane FV03	1:18.460	12.310	9	69.373	1:19.343	8
20	45	Colin Lewis	Leastone JH04			0	-		0
21	97	Jack Byrne	LOH Sheane			0	-		0

Announcements

Car 45 – Please fit a working transponder as per MSA Reg Q12.8.1

Results provisional until the conclusion of judicial and technical matters

Orbits

Chief Timekeeper: D.Bradfield

Clerk of the Course:

Live timing available at timing.rhwright.co.uk

www.mylaps.com

Licensed to: R.H.Wright Timing



500MRCI Race Meeting


Formula Vee

Kirkistown 500 MRCI 1.512 miles

Qualifying

27/08/2021 14:30

Qualifying started at 14:37:20



Lap	Lap Tm	Diff	Time of Day
6	1:12.247	+0.237	14:46:32.397
7	1:13.107	+1.097	14:47:45.504
8	1:16.404	+4.394	14:49:01.908
9	1:14.881	+2.871	14:50:16.789
10	1:14.324	+2.314	14:51:31.113
11	1:13.946	+1.936	14:52:45.059

(42) Graham Carroll

Lap	Lap Tm	Diff	Time of Day
1	1:13.175	+0.841	14:40:14.788
2	1:13.819	+1.485	14:41:28.607
3	1:14.400	+2.066	14:42:43.007
4	1:12.334		14:43:55.341
5	1:13.293	+0.959	14:45:08.634
6	1:13.918	+1.584	14:46:22.552
7	1:14.817	+2.483	14:47:37.369
8	1:14.479	+2.145	14:48:51.848
9	1:13.731	+1.397	14:50:05.579
10	1:14.599	+2.265	14:51:20.178

(64) Norman May

Lap	Lap Tm	Diff	Time of Day
1	1:41.086	+22.626	14:40:41.568
2	1:27.948	+9.488	14:42:09.516
3	1:24.298	+5.838	14:43:33.814
4	1:21.714	+3.254	14:44:55.528
5	1:23.112	+4.652	14:46:18.640
6	1:24.166	+5.706	14:47:42.806
7	1:24.473	+6.013	14:49:07.279
8	1:19.343	+0.883	14:50:26.622
9	1:18.460		14:51:45.082
10	1:22.815	+4.355	14:53:07.897

Lap Lap Tm Diff Time of Day

Lap Lap Tm Diff Time of Day

Results provisional until the conclusion of judicial and technical matters

Orbits

Chief Timekeeper: D.Bradfield

Clerk of the Course:

Live timing available at timing.rhwright.co.uk

www.mylaps.com

Licensed to: R.H.Wright Timing



500MRCI Race Meeting

Formula Vee

Kirkistown 500 MRCI 1.512 miles

Race 1 (R2)

28/08/2021 09:45

Race (15:00 and 0 Laps) started at 9:55:03

10

1:18.460
64 Norman May

19

45 Colin Lewis

20

9

1:12.010
114 Brendan Ellis

17

1:12.334
42 Graham Carroll

18

8

1:10.385
38 Eamonn Thornton

15

1:11.135
83 Andrew Keogh

16

7

1:09.037
88 Jonny Hollywood

13

1:09.204
86 Colm O'Loughlen

14

6

1:08.637
40 Sean McCallion

11

1:08.990
54 Owen Kelly

12

5

1:08.151
9 Robert Fleming

9

1:08.525
115 Anthony Conway

10

4

1:07.482
43 Donal Downey

7

1:07.901
85 Michael O'Callaghan

8

3

1:06.461
37 Tim Murray

5

1:07.222
16 Garry Newsome

6

2

1:06.221
17 Dan Polley

3

1:06.396
3 Gavin Buckley

4

1

1:06.150
99 Jordan Kelly

1

1:06.161
1 Anthony Cross

2

POLE POSITION

Results provisional until the conclusion of judicial and technical matters

Orbits

Chief Timekeeper: D.Bradfield

Clerk of the Course:

Live timing available at timing.rhwright.co.uk

www.mylaps.com

Licensed to: R.H.Wright Timing



500MRCI Race Meeting


Formula Vee

Kirkistown 500 MRCI 1.512 miles

Race 1 (R2)

28/08/2021 09:45

Race (15:00 and 0 Laps) started at 9:55:03



11

97 Jack Byrne

21

Results provisional until the conclusion of judicial and technical matters

Orbits

Chief Timekeeper: D.Bradfield

Clerk of the Course:

Live timing available at timing.rhwright.co.uk

www.mylaps.com

Licensed to: R.H.Wright Timing



500MRCI Race Meeting

Sorted on Laps

Formula Vee

Kirkistown 500 MRCI 1.512 miles

Race 1 (R2)

28/08/2021 09:45

Race (15:00 and 0 Laps) started at 9:55:03

Pos	No.	Name	Make	Laps	Total Tm	Best Tm	Best Speed	In Lap	Avg. Speed
1	1	Anthony Cross	Sheane FV94	14	15:42.327	1:06.418	81.951	6	80.866
2	99	Jordan Kelly	Sheane FV97	14	15:42.543	1:06.514	81.833	4	80.848
3	3	Gavin Buckley	Sheane FV99	14	15:43.936	1:06.013	82.454	5	80.728
4	17	Dan Polley	LOH Sheane	14	15:44.196	1:06.251	82.158	9	80.706
5	37	Tim Murray	LOH Leastone	14	15:44.572	1:06.016	82.450	5	80.674
6	97	Jack Byrne	LOH Sheane	14	16:07.556	1:06.913	81.345	4	78.757
7	9	Robert Fleming	LOH Sheane	14	16:10.355	1:07.824	80.252	10	78.530
8	115	Anthony Conway	Sheane FV20	14	16:10.769	1:07.751	80.339	11	78.497
9	43	Donal Downey	Leastone JH02	14	16:11.705	1:07.228	80.964	5	78.421
10	16	Garry Newsome	Sheane FV99	14	16:18.211	1:07.160	81.046	10	77.900
11	54	Owen Kelly	Sheane FV97	14	16:31.783	1:08.833	79.076	5	76.834
12	40	Sean McCallion	Sheane FV01	14	16:36.059	1:08.217	79.790	6	76.504
13	38	Eamonn Thornton	Leastone JH04	14	16:42.854	1:09.951	77.812	4	75.985
14	45	Colin Lewis	Leastone JH04	14	16:50.879	1:10.084	77.664	6	75.382
15	86	Colm O'Loughlen	Sheane R3	14	17:03.939	1:09.405	78.424	8	74.421
16	42	Graham Carroll	Sheane FV03	13	16:09.164	1:12.111	75.481	3	73.011
17	64	Norman May	Sheane FV03	12	15:53.804	1:16.745	70.923	4	68.480
Not classified									
DNF	88	Jonny Hollywood	Sheane FV85	11	13:06.953	1:08.963	78.927	5	76.082
DNF	83	Andrew Keogh	F.Vee 99	11	13:13.434	1:10.393	77.323	7	75.461
DNF	114	Brendan Ellis	Leastone JH04	9	11:31.352	1:12.270	75.315	4	70.857
DNF	85	Michael O'Callaghan	Leastone JH02	1	1:16.967	1:13.229	74.329	1	70.719

Margin of Victory

Avg. Speed

Best Lap Tm

Best Speed

Best Lap by

0.216

80.866

1:06.013

82.454

3 - Gavin Buckley

Results provisional until the conclusion of judicial and technical matters

Orbits

Chief Timekeeper: D.Bradfield

Clerk of the Course:

Live timing available at timing.rhwright.co.uk

www.mylaps.com

Licensed to: R.H.Wright Timing

Printed: 28/08/2021 10:12:38



500MRCI Race Meeting

Formula Vee

Kirkistown 500 MRCI 1.512 miles

Race 1 (R2)

28/08/2021 09:45

Race (15:00 and 0 Laps) started at 9:55:03



Lap	Lap Tm	Diff	Time of Day
13	1:10.968	+0.884	10:10:39.061
14	1:15.463	+5.379	10:11:54.524

(86) Colm O'Loughlen

Lap	Lap Tm	Diff	Time of Day
1	1:14.907	+5.502	9:56:23.602
2	1:12.258	+2.853	9:57:35.860
3	1:09.531	+0.126	9:58:45.391
4	1:10.025	+0.620	9:59:55.416
5	1:10.063	+0.658	10:01:05.479
6	1:09.698	+0.293	10:02:15.177
7	1:10.037	+0.632	10:03:25.214
8	1:09.405		10:04:34.619
9	1:10.859	+1.454	10:05:45.478
10	1:09.791	+0.386	10:06:55.269
11	1:09.480	+0.075	10:08:04.749
12	1:09.941	+0.536	10:09:14.690
13	1:09.547	+0.142	10:10:24.237
14	1:43.347	+33.942	10:12:07.584

(42) Graham Carroll

Lap	Lap Tm	Diff	Time of Day
1	1:16.417	+4.306	9:56:26.073
2	1:13.312	+1.201	9:57:39.385
3	1:12.111		9:58:51.496
4	1:12.707	+0.596	10:00:04.203
5	1:13.243	+1.132	10:01:17.446
6	1:13.717	+1.606	10:02:31.163
7	1:13.957	+1.846	10:03:45.120
8	1:14.286	+2.175	10:04:59.406
9	1:14.404	+2.293	10:06:13.810
10	1:15.911	+3.800	10:07:29.721
11	1:13.666	+1.555	10:08:43.387
12	1:14.393	+2.282	10:09:57.780
13	1:15.029	+2.918	10:11:12.809

(64) Norman May

Lap	Lap Tm	Diff	Time of Day
1	1:22.158	+5.413	9:56:32.858
2	1:18.425	+1.680	9:57:51.283
3	1:18.146	+1.401	9:59:09.429
4	1:16.745		10:00:26.174
5	1:17.149	+0.404	10:01:43.323
6	1:23.038	+6.293	10:03:06.361
7	1:19.598	+2.853	10:04:25.959
8	1:21.511	+4.766	10:05:47.470
9	1:17.747	+1.002	10:07:05.217
10	1:17.052	+0.307	10:08:22.269
11	1:17.811	+1.066	10:09:40.080
12	1:17.369	+0.624	10:10:57.449

(88) Jonny Hollywood

Lap	Lap Tm	Diff	Time of Day
1	1:15.793	+6.830	9:56:24.675
2	1:12.330	+3.367	9:57:37.005
3	1:10.370	+1.407	9:58:47.375
4	1:09.150	+0.187	9:59:56.525
5	1:08.963		10:01:05.488
6	1:09.876	+0.913	10:02:15.364
7	1:09.795	+0.832	10:03:25.159
8	1:09.453	+0.490	10:04:34.612
9	1:10.823	+1.860	10:05:45.435
10	1:09.944	+0.981	10:06:55.379
11	1:15.219	+6.256	10:08:10.598

(83) Andrew Keogh

Lap	Lap Tm	Diff	Time of Day
1	1:15.331	+4.938	9:56:24.434
2	1:12.498	+2.105	9:57:36.932
3	1:10.795	+0.402	9:58:47.727
4	1:10.535	+0.142	9:59:58.262
5	1:11.243	+0.850	10:01:09.505
6	1:11.240	+0.847	10:02:20.745
7	1:10.393		10:03:31.138
8	1:11.047	+0.654	10:04:42.185
9	1:10.625	+0.232	10:05:52.810
10	1:10.503	+0.110	10:07:03.313
11	1:13.766	+3.373	10:08:17.079

Lap	Lap Tm	Diff	Time of Day
(114) Brendan Ellis			
1	1:18.841	+6.571	9:56:30.148
2	1:17.924	+5.654	9:57:48.072
3	1:13.857	+1.587	9:59:01.929
4	1:12.270		10:00:14.199
5	1:12.817	+0.547	10:01:27.016
6	1:13.483	+1.213	10:02:40.499
7	1:22.282	+10.012	10:04:02.781
8	1:18.433	+6.163	10:05:21.214
9	1:13.783	+1.513	10:06:34.997
(85) Michael O'Callaghan			
1	1:13.229		9:56:20.612

Results provisional until the conclusion of judicial and technical matters Orbits

Chief Timekeeper: D.Bradfield

Clerk of the Course:

Live timing available at timing.rhwright.co.uk

www.mylaps.com

Licensed to: R.H.Wright Timing



500MRCI Race Meeting


Formula Vee

Kirkistown 500 MRCI 1.512 miles

Race 2 (R8) - Holmpatrick Cup

28/08/2021 12:45

Race (15:00 and 1 Laps) started at 13:28:10



10

1:19.343
64 Norman May

19

45 Colin Lewis

20

9

1:12.247
114 Brendan Ellis

17

1:13.175
42 Graham Carroll

18

8

1:10.641
38 Eamonn Thornton

15

1:11.603
83 Andrew Keogh

16

7

1:09.353
54 Owen Kelly

13

1:09.468
88 Jonny Hollywood

14

6

1:08.808
115 Anthony Conway

11

1:09.229
86 Colm O'Loughlen

12

5

1:08.241
9 Robert Fleming

9

1:08.751
40 Sean McCallion

10

4

1:07.706
43 Donal Downey

7

1:07.977
85 Michael O'Callaghan

8

3

1:06.894
37 Tim Murray

5

1:07.299
16 Garry Newsome

6

2

1:06.503
99 Jordan Kelly

3

1:06.821
17 Dan Polley

4

1


1:06.277
1 Anthony Cross

1

1:06.411
3 Gavin Buckley

2

POLE POSITION



Results provisional until the conclusion of judicial and technical matters

Orbits

Chief Timekeeper: D.Bradfield

Clerk of the Course:

Live timing available at timing.rhwright.co.uk

www.mylaps.com

Licensed to: R.H.Wright Timing



500MRCI Race Meeting


Formula Vee

Kirkistown 500 MRCI 1.512 miles

Race 2 (R8) - Holmpatrick Cup

28/08/2021 12:45


Race (15:00 and 1 Laps) started at 13:28:10



11

97 Jack Byrne

21



Results provisional until the conclusion of judicial and technical matters

Orbits

Chief Timekeeper: D.Bradfield

Clerk of the Course:

Live timing available at timing.rhwright.co.uk

www.mylaps.com

Licensed to: R.H.Wright Timing



500MRCI Race Meeting

Sorted on Laps

Formula Vee

Kirkistown 500 MRCI 1.512 miles

Race 2 (R8) - Homepatrick Cup

28/08/2021 12:45

Race (15:00 and 1 Laps) started at 13:28:10

Pos	No.	Name	Make	Laps	Total Tm	Best Tm	Best Speed	In Lap	Avg. Speed
1	1	Anthony Cross	Sheane FV94	15	16:59.503	1:07.110	81.106	15	80.083
2	3	Gavin Buckley	Sheane FV99	15	17:00.258	1:06.787	81.498	11	80.024
3	17	Dan Polley	LOH Sheane	15	17:00.789	1:06.741	81.554	15	79.983
4	16	Garry Newsome	Sheane FV99	15	17:08.149	1:07.392	80.767	2	79.410
5	97	Jack Byrne	LOH Sheane	15	17:19.356	1:07.740	80.352	2	78.554
6	99	Jordan Kelly	Sheane FV97	15	17:22.122	1:07.302	80.875	3	78.345
7	54	Owen Kelly	Sheane FV97	15	17:24.831	1:08.143	79.876	9	78.142
8	115	Anthony Conway	Sheane FV20	15	17:25.492	1:08.403	79.573	8	78.093
9	9	Robert Fleming	LOH Sheane	15	17:27.487	1:08.175	79.839	9	77.944
10	40	Sean McCallion	Sheane FV01	15	17:38.620	1:08.359	79.624	7	77.124
11	45	Colin Lewis	Leastone JH04	15	17:43.271	1:08.926	78.969	5	76.787
12	86	Colm O'Loughlen	Sheane R3	15	17:46.360	1:09.550	78.261	3	76.564
13	88	Jonny Hollywood	Sheane FV85	15	17:46.865	1:09.503	78.313	7	76.528
14	83	Andrew Keogh	F.Vee 99	15	18:07.421	1:10.769	76.912	3	75.082
15	38	Eamonn Thornton	Leastone JH04	14	17:04.671	1:10.129	77.614	3	74.368
16	114	Brendan Ellis	Leastone JH04	14	17:56.105	1:13.553	74.001	6	70.813
17	64	Norman May	Sheane FV03	13	17:17.529	1:15.376	72.212	2	68.200

Not classified

DNF	42	Graham Carroll	Sheane FV03	8	10:06.564	1:13.352	74.204	2	71.788
DNF	37	Tim Murray	LOH Leastone	5	5:45.377	1:07.138	81.072	5	78.798
DNF	85	Michael O'Callaghan	Leastone JH02	3	3:39.119	1:09.438	78.387	3	74.521
DNF	43	Donal Downey	Leastone JH02	2	2:25.345	1:08.494	79.467	2	74.898

Margin of Victory	Avg. Speed	Best Lap Tm	Best Speed	Best Lap by
0.755	80.083	1:06.741	81.554	17 - Dan Polley

Results provisional until the conclusion of judicial and technical matters

Orbits

Chief Timekeeper: D.Bradfield

Clerk of the Course:

Live timing available at timing.rhwright.co.uk

www.mylaps.com

Licensed to: R.H.Wright Timing



500MRCI Race Meeting


Formula Vee

Kirkistown 500 MRCI 1.512 miles

Race 2 (R8) - Holmpatrick Cup

28/08/2021 12:45

Race (15:00 and 1 Laps) started at 13:28:10



Lap	Lap Tm	Diff	Time of Day
(83) Andrew Keogh			
1	1:15.088	+4.319	13:29:30.790
2	1:11.582	+0.813	13:30:42.372
3	1:10.769		13:31:53.141
4	1:11.390	+0.621	13:33:04.531
5	1:11.419	+0.650	13:34:15.950
6	1:11.878	+1.109	13:35:27.828
7	1:11.803	+1.034	13:36:39.631
8	1:12.306	+1.537	13:37:51.937
9	1:12.172	+1.403	13:39:04.109
10	1:12.385	+1.616	13:40:16.494
11	1:12.549	+1.780	13:41:29.043
12	1:11.981	+1.212	13:42:41.024
13	1:12.064	+1.295	13:43:53.088
14	1:11.645	+0.876	13:45:04.733
15	1:13.007	+2.238	13:46:17.740

Lap	Lap Tm	Diff	Time of Day
(38) Eamonn Thornton			
1	1:15.748	+5.619	13:29:31.359
2	1:12.042	+1.913	13:30:43.401
3	1:10.129		13:31:53.530
4	1:24.495	+14.366	13:33:18.025
5	1:14.903	+4.774	13:34:32.928
6	1:10.760	+0.631	13:35:43.688
7	1:11.317	+1.188	13:36:55.005
8	1:11.637	+1.508	13:38:06.642
9	1:11.727	+1.598	13:39:18.369
10	1:10.987	+0.858	13:40:29.356
11	1:11.329	+1.200	13:41:40.685
12	1:11.685	+1.556	13:42:52.370
13	1:11.478	+1.349	13:44:03.848
14	1:11.142	+1.013	13:45:14.990

Lap	Lap Tm	Diff	Time of Day
(114) Brendan Ellis			
1	1:17.826	+4.273	13:29:35.136
2	1:13.559	+0.006	13:30:48.695
3	1:14.548	+0.995	13:32:03.243
4	1:15.619	+2.066	13:33:18.862
5	1:14.582	+1.029	13:34:33.444
6	1:13.553		13:35:46.997
7	1:14.465	+0.912	13:37:01.462
8	1:15.233	+1.680	13:38:16.695
9	1:19.278	+5.725	13:39:35.973
10	1:15.967	+2.414	13:40:51.940
11	1:18.980	+5.427	13:42:10.920
12	1:16.611	+3.058	13:43:27.531
13	1:16.620	+3.067	13:44:44.151
14	1:22.273	+8.720	13:46:06.424

Lap	Lap Tm	Diff	Time of Day
(64) Norman May			
1	1:20.301	+4.925	13:29:37.375
2	1:15.376		13:30:52.751
3	1:17.842	+2.466	13:32:10.593
4	1:18.263	+2.887	13:33:28.856
5	1:17.496	+2.120	13:34:46.352
6	1:20.265	+4.889	13:36:06.617
7	1:25.429	+10.053	13:37:32.046
8	1:19.701	+4.325	13:38:51.747
9	1:21.284	+5.908	13:40:13.031
10	1:20.352	+4.976	13:41:33.383
11	1:16.555	+1.179	13:42:49.938
12	1:21.636	+6.260	13:44:11.574
13	1:16.274	+0.898	13:45:27.848

Lap	Lap Tm	Diff	Time of Day
(42) Graham Carroll			
1	1:16.557	+3.205	13:29:35.084
2	1:13.352		13:30:48.436
3	1:14.947	+1.595	13:32:03.383
4	1:15.512	+2.160	13:33:18.895
5	1:14.705	+1.353	13:34:33.600
6	1:13.694	+0.342	13:35:47.294
7	1:14.228	+0.876	13:37:01.522
8	1:15.361	+2.009	13:38:16.883

Lap	Lap Tm	Diff	Time of Day
(37) Tim Murray			
1	1:12.131	+4.983	13:29:25.266
2	1:07.377	+0.239	13:30:32.643
3	1:07.349	+0.211	13:31:39.992
4	1:08.566	+1.428	13:32:48.558
5	1:07.138		13:33:55.696
(85) Michael O'Callaghan			
1	1:15.533	+6.095	13:29:29.925
2	1:10.075	+0.637	13:30:40.000
3	1:09.438		13:31:49.438
(43) Donal Downey			
1	1:13.428	+4.934	13:29:27.170
2	1:08.494		13:30:35.664

Results provisional until the conclusion of judicial and technical matters

Orbits

Chief Timekeeper: D.Bradfield

Clerk of the Course:

Live timing available at timing.rhwright.co.uk

www.mylaps.com

Licensed to: R.H.Wright Timing

500MRCI Race Meeting

Sorted on best lap time

Saloons / GT / Mazda

Kirkistown 500 MRCI 1.512 miles

Qualifying

27/08/2021 15:00

Qualifying started at 15:01:50

Pos	No.	Name	Make	Best Tm	Diff	In Lap	Best Speed	2nd Best	2nd Lap
1	63	Peter Baxter	2.0t SEAT Leon	1:01.000		8	89.230	1:01.165	5
2	49	Philip Jones	2.0 SHP Supercar	1:02.915	1.915	6	86.514	1:03.400	7
3	77	Alan Watkins	2.0 SHP Supercar	1:03.077	2.077	2	86.292	1:03.080	4
4	122	Charlie Linnane	2.0 SHP Supercar	1:03.553	2.553	5	85.645	1:04.040	4
5	33	Donal O'Neill	1.8t SEAT Cupra	1:06.679	5.679	8	81.630	1:06.717	5
6	3	Gregory McMillen	1.8 Mazda MX5	1:08.512	7.512	3	79.446	1:08.848	2
7	22	David Cousins	1.8 Mazda MX5	1:09.307	8.307	5	78.535	1:09.574	4
8	395	Paul Sheridan	1.8 Mazda MX5	1:10.404	9.404	5	77.311	1:10.536	7
9	173	Gavin Kilkey	1.8 Mazda MX5	1:10.527	9.527	6	77.176	1:10.557	3
10	5	Pete Murray	3.0 BMW 330i	1:11.180	10.180	6	76.468	1:13.702	7
11	99	Darragh McMullen	2.0 Ford Fiesta ST	1:11.384	10.384	2	76.250	1:11.554	10
12	2	Greer Wray	3.0 BMW 330i			0	-		0
13	19	Dan Keelan	2.0 Ford Fiesta ST			0	-		0
Not classified									
DNS	23	Luke Baxter	2.4 Honda Civic			0	-		0
DNS	25	Paul McAlinden	2.0 SHP Supercar			0	-		0
DNS	31	Keith Wray	3.0 BMW 330i			0	-		0
DNS	42	Jim Kennedy	1.8 Mazda MX5			0	-		0
DNS	133	John Newport	2.0 SHP Supercar			0	-		0
DNS	333	Ian Newport	2.0 SHP Supercar			0	-		0
DNS	909	Padraig Forde	2.0 SHP Wildcat			0	-		0

Announcements

Car 19 – Please fit a working transponder as per MSUK Reg Q12.8.1

Results provisional until the conclusion of judicial and technical matters

Orbits

Chief Timekeeper: D.Bradfield

Clerk of the Course:

Live timing available at timing.rhwright.co.uk



www.mylaps.com

Licensed to: R.H.Wright Timing

500MRCI Race Meeting

Saloons / GT / Mazda

Kirkistown 500 MRCI 1.512 miles

Qualifying

27/08/2021 15:00

Qualifying started at 15:01:50

Lap	Lap Tm	Diff	Time of Day
(63) Peter Baxter			
1	1:09.364	+8.364	15:04:36.315
2	1:04.260	+3.260	15:05:40.575
3	1:01.615	+0.615	15:06:42.190
4	1:01.786	+0.786	15:07:43.976
5	1:01.165	+0.165	15:08:45.141
6	1:01.168	+0.168	15:09:46.309
7	1:02.364	+1.364	15:10:48.673
8	1:01.000		15:11:49.673
9	1:01.507	+0.507	15:12:51.180
10	1:01.404	+0.404	15:13:52.584
11	1:02.201	+1.201	15:14:54.785
(49) Philip Jones			
1	1:05.848	+2.933	15:04:17.257
2	1:04.367	+1.452	15:05:21.624
3	1:03.796	+0.881	15:06:25.420
4	1:04.087	+1.172	15:07:29.507
5	1:04.105	+1.190	15:08:33.612
6	1:02.915		15:09:36.527
7	1:03.400	+0.485	15:10:39.927
8	1:03.573	+0.658	15:11:43.500
9	1:05.006	+2.091	15:12:48.506
10	1:03.543	+0.628	15:13:52.049
(77) Alan Watkins			
1	1:04.432	+1.355	15:04:10.548
2	1:03.077		15:05:13.625
3	1:03.443	+0.366	15:06:17.068
4	1:03.080	+0.003	15:07:20.148
(122) Charlie Linnane			
1	1:08.218	+4.665	15:04:28.320
2	1:04.608	+1.055	15:05:32.928
3	1:05.095	+1.542	15:06:38.023
4	1:04.040	+0.487	15:07:42.063
5	1:03.553		15:08:45.616
(33) Donal O'Neil			
1	1:11.762	+5.083	15:04:38.298
2	1:09.011	+2.332	15:05:47.309
3	1:07.143	+0.464	15:06:54.452
4	1:07.580	+0.901	15:08:02.032
5	1:06.717	+0.038	15:09:08.749
6	1:06.769	+0.090	15:10:15.518
7	1:07.098	+0.419	15:11:22.616
8	1:06.679		15:12:29.295
9	1:07.049	+0.370	15:13:36.344
10	1:06.943	+0.264	15:14:43.287
11	1:07.027	+0.348	15:15:50.314
(3) Gregory McMillen			
1	1:10.815	+2.303	15:04:39.707
2	1:08.848	+0.336	15:05:48.555
3	1:08.512		15:06:57.067
4	1:09.474	+0.962	15:08:06.541
5	1:09.314	+0.802	15:09:15.855
6	1:09.270	+0.758	15:10:25.125
7	1:09.322	+0.810	15:11:34.447
8	1:09.547	+1.035	15:12:43.994
9	1:10.096	+1.584	15:13:54.090
10	1:09.958	+1.446	15:15:04.048
11	1:10.066	+1.554	15:16:14.114
12	1:09.572	+1.060	15:17:23.686
(22) David Cousins			
1	1:11.365	+2.058	15:04:41.706
2	1:11.232	+1.925	15:05:52.938
3	1:09.836	+0.529	15:07:02.774
4	1:09.574	+0.267	15:08:12.348
5	1:09.307		15:09:21.655
(395) Paul Sheridan			

Lap	Lap Tm	Diff	Time of Day
1	1:12.089	+1.685	15:04:48.937
2	1:11.165	+0.761	15:06:00.102
3	1:10.993	+0.589	15:07:11.095
4	1:10.743	+0.339	15:08:21.838
5	1:10.404		15:09:32.242
6	1:10.652	+0.248	15:10:42.894
7	1:10.536	+0.132	15:11:53.430
8	1:11.544	+1.140	15:13:04.974
9	1:10.705	+0.301	15:14:15.679
10	1:11.349	+0.945	15:15:27.028
11	1:10.650	+0.246	15:16:37.678
12	1:10.685	+0.281	15:17:48.363
(173) Gavin Kilkey			
1	1:17.282	+6.755	15:04:49.911
2	1:11.602	+1.075	15:06:01.513
3	1:10.557	+0.030	15:07:12.070
4	1:14.819	+4.292	15:08:26.889
5	1:12.113	+1.586	15:09:39.002
6	1:10.527		15:10:49.529
7	1:10.781	+0.254	15:12:00.310
8	1:10.808	+0.281	15:13:11.118
9	1:36.266	+25.739	15:14:47.384
10	1:11.222	+0.695	15:15:58.606
11	1:13.570	+3.043	15:17:12.176
(5) Pete Murray			
1	1:17.919	+6.739	15:04:49.267
2	2:20.835	+1:09.655	15:07:10.102
3	1:26.760	+15.580	15:08:36.862
4	1:54.195	+43.015	15:10:31.057
5	1:21.600	+10.420	15:11:52.657
6	1:11.180		15:13:03.837
7	1:13.702	+2.522	15:14:17.539
8	1:17.421	+6.241	15:15:34.960
9	1:16.076	+4.896	15:16:51.036
(99) Darragh McMullen			
1	1:12.215	+0.831	15:04:31.020
2	1:11.384		15:05:42.404
3	1:11.731	+0.347	15:06:54.135
4	1:11.780	+0.396	15:08:05.915
5	1:12.725	+1.341	15:09:18.640
6	1:11.844	+0.460	15:10:30.484
7	1:11.844	+0.460	15:11:42.328
8	1:11.966	+0.582	15:12:54.294
9	1:11.779	+0.395	15:14:06.073
10	1:11.554	+0.170	15:15:17.627
11	1:12.353	+0.969	15:16:29.980
12	1:11.739	+0.355	15:17:41.719

Results provisional until the conclusion of judicial and technical matters

Orbits

Chief Timekeeper: D.Bradfield

Clerk of the Course:

Live timing available at timing.rhwright.co.uk



www.mylaps.com

Licensed to: R.H.Wright Timing

500MRCI Race Meeting

Saloons / GT / Mazda

Kirkistown 500 MRCI 1.512 miles

Race 1 (R3)

28/08/2021 10:15

Race started at 10:27:35

10

1:09.307
22 David Cousins

19

1:10.404
395 Paul Sheridan

20

9

17

18

8

23 Luke Baxter

15

16

7

1:11.180
5 Pete Murray

13

909 Pdraig Forde

14

6

31 Keith Wray

11

25 Paul McAlinden

12

5

2 Greer Wray

9

19 Dan Keelan

10

4

133 John Newport

7

1:11.384
99 Darragh McMullen

8

3

1:02.915
49 Philip Jones

5

1:06.679
33 Donal O'Neill

6

2

1:03.553
122 Charlie Linnane

3

1:01.000
63 Peter Baxter

4

1

1:03.077
77 Alan Watkins

1

333 Ian Newport

2

POLE POSITION

Results provisional until the conclusion of judicial and technical matters

Orbits

Chief Timekeeper: D.Bradfield

Clerk of the Course:

Live timing available at timing.rhwright.co.uk

www.mylaps.com

Licensed to: R.H.Wright Timing

500MRCI Race Meeting

Saloons / GT / Mazda

Kirkistown 500 MRCI 1.512 miles

Race 1 (R3)

28/08/2021 10:15

Race started at 10:27:35

12

42 Jim Kennedy

23

11

1:08.512
3 Gregory McMillen

21

1:10.527
173 Gavin Kilkey

22

Results provisional until the conclusion of judicial and technical matters

Orbits

Chief Timekeeper: D.Bradfield

Clerk of the Course:

Live timing available at timing.rhwright.co.uk

www.mylaps.com

Licensed to: R.H.Wright Timing

500MRCI Race Meeting

Sorted on Laps

Saloons / GT / Mazda

Kirkistown 500 MRCI 1.512 miles

Race 1 (R3)

28/08/2021 10:15

Race started at 10:27:35

Pos	No.	Name	Make	Laps	Total Tm	Best Tm	Best Speed	In Lap	Avg. Speed
GT									
1	77	Alan Watkins	2.0 SHP Supercar	14	15:49.522	1:02.551	87.017	5	80.253
2	122	Charlie Linnane	2.0 SHP Supercar	14	15:57.540	1:02.807	86.663	7	79.581
3	133	John Newport	2.0 SHP Supercar	13	15:53.124	1:07.854	80.217	10	74.239
4	25	Paul McAlinden	2.0 SHP Supercar	12	16:26.450	1:11.461	76.168	12	66.213
Not classified									
DNF	49	Philip Jones	2.0 SHP Supercar	4	5:20.066	1:03.741	85.393	2	68.024
DNF	909	Padraig Forde	2.0 SHP Wildcat				-	0	-
Libre Saloons									
1	33	Donal O'Neill	1.8t SEAT Cupra	14	16:56.914	1:07.930	80.127	8	74.935
2	99	Darragh McMullen	2.0 Ford Fiesta ST	13	16:16.061	1:11.242	76.402	9	72.495
3	19	Dan Keelan	2.0 Ford Fiesta ST	13	16:42.135	1:12.929	74.635	12	70.609
4	31	Keith Wray	3.0 BMW 330i	12	15:54.085	1:10.832	76.844	6	68.460
Not classified									
DNF	63	Peter Baxter	2.0t SEAT Leon	7	8:24.769	1:01.941	87.874	7	75.482
DNF	2	Greer Wray	3.0 BMW 330i	3	4:00.532	1:16.454	71.193	2	67.887
DNF	5	Pete Murray	3.0 BMW 330i	1	1:23.982	1:20.046	67.999	1	64.812
DNF	23	Luke Baxter	2.4 Honda Civic				-	0	-
Mazda MX5									
1	395	Paul Sheridan	1.8 Mazda MX5	13	16:05.586	1:09.961	77.801	11	73.281
2	3	Gregory McMillen	1.8 Mazda MX5	13	16:05.712	1:08.735	79.188	13	73.272
3	22	David Cousins	1.8 Mazda MX5	13	16:06.258	1:09.426	78.400	6	73.230
4	42	Jim Kennedy	1.8 Mazda MX5	13	16:42.958	1:13.161	74.398	11	70.551
Not classified									
DNF	173	Gavin Kilkey	1.8 Mazda MX5	5	6:45.389	1:12.977	74.585	5	67.133

Announcements

Race Red Flagged on lap 3 - Restarted with grid based on lap 2 (Q12.15.2)

Car 333 - No transponder times recorded (Q12.8.1)

New Track Record (1:08.735) for Mazda MX5 by Gregory McMillen.

Margin of Victory	Avg. Speed	Best Lap Tm	Best Speed	Best Lap by
8.018	80.253	1:02.551	87.017	77 - Alan Watkins

Results provisional until the conclusion of judicial and technical matters

Orbits

Chief Timekeeper: D.Bradfield

Clerk of the Course:

Live timing available at timing.rhwright.co.uk

www.mylaps.com

Licensed to: R.H.Wright Timing

500MRCI Race Meeting


Saloons / GT / Mazda

Kirkistown 500 MRCI 1.512 miles

Race 1 (R3)

28/08/2021 10:15

Race started at 10:27:35



Lap	Lap Tm	Diff	Time of Day	Lap	Lap Tm	Diff	Time of Day	Lap	Lap Tm	Diff	Time of Day
3	1:20.486	+4.032	10:31:36.174								
(5) Pete Murray											
1	1:20.046		10:28:59.824								

Results provisional until the conclusion of judicial and technical matters

Orbits

Chief Timekeeper: D.Bradfield

Clerk of the Course:

Live timing available at timing.rhwright.co.uk

www.mylaps.com

Licensed to: R.H.Wright Timing

500MRCI Race Meeting

Saloons / GT / Mazda

Kirkistown 500 MRCI 1.512 miles

Race 2 (R10)

28/08/2021 13:45

Race (15:00 and 1 Laps) started at 14:24:22

7

1:08.848
3 Gregory McMillen

13

42 Jim Kennedy

14

6

1:10.536
395 Paul Sheridan

11

1:09.574
22 David Cousins

12

5

9

10

4

25 Paul McAlinden

7

133 John Newport

8

3

1:11.554
99 Darragh McMullen

5

19 Dan Keelan

6

2

1:06.717
33 Donal O'Neill

3

1:13.702
5 Pete Murray

4

1

1:03.080
77 Alan Watkins

1

1:04.040
122 Charlie Linnane

2

POLE POSITION

Results provisional until the conclusion of judicial and technical matters

Orbits

Chief Timekeeper: D.Bradfield

Clerk of the Course:

Live timing available at timing.rhwright.co.uk

www.mylaps.com

Licensed to: R.H.Wright Timing

500MRCI Race Meeting

Sorted on Laps

Saloons / GT / Mazda

Kirkistown 500 MRCI 1.512 miles

Race 2 (R10)

28/08/2021 13:45

Race (15:00 and 1 Laps) started at 14:24:22

Pos	No.	Name	Make	Laps	Total Tm	Best Tm	Best Speed	In Lap	Avg. Speed
GT									
1	122	Charlie Linnane	2.0 SHP Supercar	15	16:20.875	1:03.911	85.166	4	83.237
2	25	Paul McAlinden	2.0 SHP Supercar	14	16:55.838	1:10.797	76.882	8	75.014
Not classified									
DNF	77	Alan Watkins	2.0 SHP Supercar	5	5:32.504	1:03.889	85.195	4	81.849
DNF	133	John Newport	2.0 SHP Supercar		5.682		-	0	-
Libre Saloons									
1	33	Donal O'Neill	1.8t SEAT Cupra	15	17:22.241	1:07.815	80.263	15	78.336
2	99	Darragh McMullen	2.0 Ford Fiesta ST	14	17:20.957	1:12.041	75.554	4	73.204
3	19	Dan Keelan	2.0 Ford Fiesta ST	14	17:31.668		-	0	72.458
Not classified									
DNF	5	Pete Murray	3.0 BMW 330i		3.787		-	0	-
Mazda MX5									
1	3	Gregory McMillen	1.8 Mazda MX5	14	16:45.014	1:10.190	77.547	8	75.822
2	395	Paul Sheridan	1.8 Mazda MX5	14	16:55.806	1:11.237	76.407	8	75.017
3	22	David Cousins	1.8 Mazda MX5	14	17:01.110	1:10.812	76.866	8	74.627
4	42	Jim Kennedy	1.8 Mazda MX5	14	17:35.217	1:13.453	74.102	9	72.215

Announcements

Car 19 - No transponder times recorded (Q12.8.1)

Margin of Victory	Avg. Speed	Best Lap Tm	Best Speed	Best Lap by
1:01.366	83.237	1:03.911	85.166	122 - Charlie Linnane

Results provisional until the conclusion of judicial and technical matters

Orbits

Chief Timekeeper: D.Bradfield

Clerk of the Course:

Live timing available at timing.rhwright.co.uk

www.mylaps.com

Licensed to: R.H.Wright Timing

Printed: 28/08/2021 15:19:52





500MRCI Race Meeting


Saloons / GT / Mazda

Kirkistown 500 MRCI 1.512 miles

Race 2 (R10)

28/08/2021 13:45

Race (15:00 and 1 Laps) started at 14:24:22



Lap	Lap Tm	Diff	Time of Day
(122) Charlie Linnane			
1	1:10.444	+6.533	14:25:35.857
2	1:04.269	+0.358	14:26:40.126
3	1:04.028	+0.117	14:27:44.154
4	1:03.911		14:28:48.065
5	1:04.018	+0.107	14:29:52.083
6	1:04.816	+0.905	14:30:56.899
7	1:04.858	+0.947	14:32:01.757
8	1:04.638	+0.727	14:33:06.395
9	1:04.158	+0.247	14:34:10.553
10	1:07.007	+3.096	14:35:17.560
11	1:04.637	+0.726	14:36:22.197
12	1:04.647	+0.736	14:37:26.844
13	1:04.656	+0.745	14:38:31.500
14	1:06.021	+2.110	14:39:37.521
15	1:06.149	+2.238	14:40:43.670
(33) Donal O'Neil			
1	1:13.890	+6.075	14:25:40.739
2	1:09.042	+1.227	14:26:49.781
3	1:09.261	+1.446	14:27:59.042
4	1:08.892	+1.077	14:29:07.934
5	1:08.868	+1.053	14:30:16.802
6	1:09.043	+1.228	14:31:25.845
7	1:09.061	+1.246	14:32:34.906
8	1:08.282	+0.467	14:33:43.188
9	1:08.315	+0.500	14:34:51.503
10	1:10.660	+2.845	14:36:02.163
11	1:09.177	+1.362	14:37:11.340
12	1:08.670	+0.855	14:38:20.010
13	1:08.708	+0.893	14:39:28.718
14	1:08.503	+0.688	14:40:37.221
15	1:07.815		14:41:45.036
(3) Gregory McMillen			
1	1:15.869	+5.679	14:25:44.739
2	1:12.166	+1.976	14:26:56.905
3	1:11.002	+0.812	14:28:07.907
4	1:10.603	+0.413	14:29:18.510
5	1:10.394	+0.204	14:30:28.904
6	1:10.220	+0.030	14:31:39.124
7	1:10.260	+0.070	14:32:49.384
8	1:10.190		14:33:59.574
9	1:10.234	+0.044	14:35:09.808
10	1:11.242	+1.052	14:36:21.050
11	1:12.202	+2.012	14:37:33.252
12	1:11.352	+1.162	14:38:44.604
13	1:11.030	+0.840	14:39:55.634
14	1:12.175	+1.985	14:41:07.809
(395) Paul Sheridan			
1	1:17.542	+6.305	14:25:46.084
2	1:12.039	+0.802	14:26:58.123
3	1:12.926	+1.689	14:28:11.049
4	1:11.448	+0.211	14:29:22.497
5	1:12.389	+1.152	14:30:34.886
6	1:11.284	+0.047	14:31:46.170
7	1:11.758	+0.521	14:32:57.928
8	1:11.237		14:34:09.165
9	1:11.426	+0.189	14:35:20.591
10	1:11.293	+0.056	14:36:31.884
11	1:11.348	+0.111	14:37:43.232
12	1:11.741	+0.504	14:38:54.973
13	1:11.638	+0.401	14:40:06.611
14	1:11.990	+0.753	14:41:18.601
(25) Paul McAlinden			
1	1:16.732	+5.935	14:25:44.330
2	1:12.524	+1.727	14:26:56.854
3	1:13.023	+2.226	14:28:09.877
4	1:12.613	+1.816	14:29:22.490
5	1:12.830	+2.033	14:30:35.320
6	1:12.281	+1.484	14:31:47.601

Lap	Lap Tm	Diff	Time of Day
7	1:11.705	+0.908	14:32:59.306
8	1:10.797		14:34:10.103
9	1:11.404	+0.607	14:35:21.507
10	1:11.292	+0.495	14:36:32.799
11	1:11.277	+0.480	14:37:44.076
12	1:11.483	+0.686	14:38:55.559
13	1:11.771	+0.974	14:40:07.330
14	1:11.303	+0.506	14:41:18.633
(22) David Cousins			
1	1:17.462	+6.650	14:25:46.411
2	1:12.322	+1.510	14:26:58.733
3	1:12.620	+1.808	14:28:11.353
4	1:11.167	+0.355	14:29:22.520
5	1:12.997	+2.185	14:30:35.517
6	1:12.428	+1.616	14:31:47.945
7	1:12.345	+1.533	14:33:00.290
8	1:10.812		14:34:11.102
9	1:10.920	+0.108	14:35:22.022
10	1:11.225	+0.413	14:36:33.247
11	1:11.675	+0.863	14:37:44.922
12	1:14.312	+3.500	14:38:59.234
13	1:12.382	+1.570	14:40:11.616
14	1:12.289	+1.477	14:41:23.905
(99) Darragh McMullen			
1	1:16.905	+4.864	14:25:43.636
2	1:12.462	+0.421	14:26:56.098
3	1:12.477	+0.436	14:28:08.575
4	1:12.041		14:29:20.616
5	1:12.597	+0.556	14:30:33.213
6	1:13.939	+1.898	14:31:47.152
7	1:15.200	+3.159	14:33:02.352
8	1:15.242	+3.201	14:34:17.594
9	1:14.271	+2.230	14:35:31.865
10	1:14.186	+2.145	14:36:46.051
11	1:15.926	+3.885	14:38:01.977
12	1:14.365	+2.324	14:39:16.342
13	1:13.726	+1.685	14:40:30.068
14	1:13.684	+1.643	14:41:43.752
(19) Dan Keelan			
1	1:22.267	59:32.508	14:25:49.864
2	1:11.452	59:43.323	14:27:01.316
3	1:13.955	59:40.820	14:28:15.271
4	1:14.354	59:40.421	14:29:29.625
5	1:14.320	59:40.455	14:30:43.945
6	1:14.637	59:40.138	14:31:58.582
7	1:15.568	59:39.207	14:33:14.150
8	1:14.096	59:40.679	14:34:28.246
9	1:14.614	59:40.161	14:35:42.860
10	1:14.136	59:40.639	14:36:56.996
11	1:14.198	59:40.577	14:38:11.194
12	1:14.140	59:40.635	14:39:25.334
13	1:14.832	59:39.943	14:40:40.166
14	1:14.297	59:40.478	14:41:54.463
(42) Jim Kennedy			
1	1:20.154	+6.701	14:25:49.865
2	1:14.616	+1.163	14:27:04.481
3	1:14.431	+0.978	14:28:18.912
4	1:14.514	+1.061	14:29:33.426
5	1:14.193	+0.740	14:30:47.619
6	1:14.313	+0.860	14:32:01.932
7	1:13.932	+0.479	14:33:15.864
8	1:14.119	+0.666	14:34:29.983
9	1:13.453		14:35:43.436
10	1:13.970	+0.517	14:36:57.406
11	1:14.586	+1.133	14:38:11.992
12	1:14.413	+0.960	14:39:26.405
13	1:15.604	+2.151	14:40:42.009
14	1:16.003	+2.550	14:41:58.012
(77) Alan Watkins			

Results provisional until the conclusion of judicial and technical matters

Orbits

Chief Timekeeper: D.Bradfield

Clerk of the Course:

Live timing available at timing.rhwright.co.uk

www.mylaps.com

Licensed to: R.H.Wright Timing

500MRCI Race Meeting**Sorted on best lap time**

Roadsports / Strykers

Kirkistown 500 MRCI 1.512 miles

Qualifying

27/08/2021 16:00

Qualifying started at 15:48:10

Pos	No.	Name	Make	Best Tm	Diff	In Lap	Best Speed	2nd Best	2nd Lap
Roadsports A									
1	79	Kieron Smyth	2.0 Stevenson Rocket	1:06.214		6	82.203	1:06.572	5
2	10	Barney Casement	2.0 Vauxhall Tigra	1:06.821	0.607	6	81.457	1:06.897	5
3	40	Maurice McClay	2.0 Westfield GM			0	-		0
4	55	Mark Crawford	2.0 Caterham Rover			0	-		0
Roadsports B									
1	641	Brian Elliott	1.0 Westfield Honda	1:07.613		8	80.503	1:07.736	5
Roadsports C									
1	20	Jim Larkham	1.3 Radical PR6	1:01.862		2	87.986	1:02.195	6
2	31	Arnie Black	1.8 Mermik Rover	1:02.440	0.578	6	87.172	1:02.508	7
3	37	Ivor Greenwood	1.3 Radical Prosport	1:03.180	1.318	1	86.151	1:04.887	2
4	3	Niall Fitzsimmons	1.3 Radical Prosport			0	-		0
5	56	John Benson	2.0 Crossle 37S			0	-		0
6	87	Adam Macaulay	1.0 Spire Suzuki			0	-		0
Strykers 1.8									
1	90	Des Bruton	1.8 Striker	1:07.257		4	80.929	1:07.941	5
2	13	Kevin McGrath	1.8 Striker	1:07.567	0.310	6	80.557	1:07.638	8
3	50	Pat Bergin	1.8 Striker	1:08.056	0.799	4	79.979	1:09.898	3
4	47	Steven Kelly	1.8 Striker	1:08.083	0.826	4	79.947	1:08.097	5
5	5	Des Meehan	1.8 Striker	1:08.227	0.970	3	79.778	1:08.235	4
6	8	Roger Welaratne	1.8 Striker	1:08.419	1.162	5	79.554	1:08.683	11
7	4	Dominic Ryan	1.8 Striker	1:08.871	1.614	5	79.032	1:08.882	7
8	97	Colin Marnane	1.8 Striker	1:08.951	1.694	7	78.940	1:09.625	9
9	9	Mike Ward	1.8 Striker	1:10.635	3.378	5	77.058	1:10.950	9
10	11	Michael Cullen	1.8 Striker			0	-		0
11	47	Steven Kelly	1.8 Striker			0	-		0

Results provisional until the conclusion of judicial and technical matters

Orbits

Chief Timekeeper: D.Bradfield

Clerk of the Course:

Live timing available at timing.rhwright.co.ukwww.mylaps.com

Licensed to: R.H.Wright Timing

Printed: 27/08/2021 16:26:37

500MRCI Race Meeting


Roadsports / Strykers

Kirkistown 500 MRCI 1.512 miles

Qualifying

27/08/2021 16:00

Qualifying started at 15:48:10



Lap	Lap Tm	Diff	Time of Day
(20) Jim Larkham			
1	1:03.434	+1.572	15:50:30.049
2	1:01.862		
3	1:24.652	+22.790	16:15:28.553
4	1:02.304	+0.442	16:16:30.857
5	1:02.224	+0.362	16:17:33.081
6	1:02.195	+0.333	16:18:35.276
7	1:04.598	+2.736	16:19:39.874
8	1:11.576	+9.714	16:20:51.450
9	1:05.683	+3.821	16:21:57.133
10	1:07.263	+5.401	16:23:04.396
(31) Arnie Black			
1	1:04.583	+2.143	15:50:34.283
2	1:02.824	+0.384	15:51:37.107
3	22:39.802	21:37.362	16:14:16.909
4	1:12.626	+10.186	16:15:29.535
5	1:03.199	+0.759	16:16:32.734
6	1:02.440		16:17:35.174
7	1:02.508	+0.068	16:18:37.682
8	1:03.817	+1.377	16:19:41.499
9	1:10.447	+8.007	16:20:51.946
10	1:06.951	+4.511	16:21:58.897
(37) Ivor Greenwood			
1	1:03.180		15:50:30.514
2	1:04.887	+1.707	15:51:35.401
(79) Kieron Smyth			
1	1:07.712	+1.498	15:51:01.454
2	23:24.265	22:18.051	16:14:25.719
3	1:21.653	+15.439	16:15:47.372
4	1:21.330	+15.116	16:17:08.702
5	1:06.572	+0.358	16:18:15.274
6	1:06.214		16:19:21.488
(10) Barney Casement			
1	1:09.497	+2.676	15:50:51.542
2	22:18.035	21:11.214	16:14:22.372
3	1:18.835	+12.014	16:15:41.207
4	1:08.358	+1.537	16:16:49.565
5	1:06.897	+0.076	16:17:56.462
6	1:06.821		16:19:03.283
7	1:07.820	+0.999	16:20:11.103
8	1:09.245	+2.424	16:21:20.348
9	1:10.053	+3.232	16:22:30.401
(90) Des Bruton			
1	1:08.242	+0.985	15:51:06.541
2	23:20.737	22:13.480	16:14:27.278
3	1:22.270	+15.013	16:15:49.548
4	1:07.257		16:16:56.805
5	1:07.941	+0.684	16:18:04.746
6	1:08.458	+1.201	16:19:13.204
7	1:08.012	+0.755	16:20:21.216
8	1:08.827	+1.570	16:21:30.043
9	1:08.176	+0.919	16:22:38.219
10	1:08.486	+1.229	16:23:46.705
11	1:08.368	+1.111	16:24:55.073
(13) Kevin McGrath			
1	1:11.859	+4.292	15:51:10.762
2	23:24.190	22:16.623	16:14:34.952
3	1:30.586	+23.019	16:16:05.538
4	1:08.832	+1.265	16:17:14.370
5	1:07.682	+0.115	16:18:22.052
6	1:07.567		16:19:29.619
7	1:08.617	+1.050	16:20:38.236
8	1:07.638	+0.071	16:21:45.874
9	1:16.198	+8.631	16:23:02.072
10	1:09.267	+1.700	16:24:11.339
11	1:07.969	+0.402	16:25:19.308

Lap	Lap Tm	Diff	Time of Day
(641) Brian Elliott			
1	1:09.199	+1.586	15:51:04.487
2	24:54.822	23:47.209	16:15:59.309
3	1:08.481	+0.868	16:17:07.790
4	1:07.986	+0.373	16:18:15.776
5	1:07.736	+0.123	16:19:23.512
6	1:11.000	+3.387	16:20:34.512
7	1:08.175	+0.562	16:21:42.687
8	1:07.613		16:22:50.300
9	1:07.738	+0.125	16:23:58.038
10	1:08.117	+0.504	16:25:06.155
(50) Pat Bergin			
1	1:10.698	+2.642	15:51:21.347
2	24:45.626	23:37.570	16:16:06.973
3	1:09.898	+1.842	16:17:16.871
4	1:08.056		16:18:24.927
5	1:13.125	+5.069	16:19:38.052
6	1:11.919	+3.863	16:20:49.971
7	1:14.614	+6.558	16:22:04.585
8	1:10.905	+2.849	16:23:15.490
9	1:14.026	+5.970	16:24:29.516
(47) Steven Kelly			
1	1:10.692	+2.609	15:51:25.881
2	24:42.954	23:34.871	16:16:08.835
3	1:10.167	+2.084	16:17:19.002
4	1:08.083		16:18:27.085
5	1:08.097	+0.014	16:19:35.182
6	1:09.756	+1.673	16:20:44.938
7	1:12.801	+4.718	16:21:57.739
8	1:10.901	+2.818	16:23:08.640
(5) Des Meehan			
1	1:08.762	+0.535	15:51:11.499
2	24:44.538	23:36.311	16:15:56.037
3	1:08.227		16:17:04.264
4	1:08.235	+0.008	16:18:12.499
5	1:09.002	+0.775	16:19:21.501
6	1:14.436	+6.209	16:20:35.937
7	1:08.924	+0.697	16:21:44.861
8	1:08.974	+0.747	16:22:53.835
9	1:09.623	+1.396	16:24:03.458
10	1:09.777	+1.550	16:25:13.235
(8) Roger Welaratne			
1	1:09.627	+1.208	15:51:20.575
2	23:17.220	22:08.801	16:14:37.795
3	1:27.683	+19.264	16:16:05.478
4	1:10.342	+1.923	16:17:15.820
5	1:08.419		16:18:24.239
6	1:10.441	+2.022	16:19:34.680
7	1:09.647	+1.228	16:20:44.327
8	1:08.901	+0.482	16:21:53.228
9	1:11.551	+3.132	16:23:04.779
10	1:09.479	+1.060	16:24:14.258
11	1:08.683	+0.264	16:25:22.941
(4) Dominic Ryan			
1	1:09.550	+0.679	15:51:06.209
2	23:22.961	22:14.090	16:14:29.170
3	1:23.451	+14.580	16:15:52.621
4	1:09.142	+0.271	16:17:01.763
5	1:08.871		16:18:10.634
6	1:09.324	+0.453	16:19:19.958
7	1:08.882	+0.011	16:20:28.840
8	1:14.234	+5.363	16:21:43.074
(97) Colin Mamane			
1	1:12.866	+3.915	15:51:26.672
2	23:15.264	22:06.313	16:14:41.936
3	1:29.385	+20.434	16:16:11.321
4	1:10.946	+1.995	16:17:22.267
5	1:10.245	+1.294	16:18:32.512

Lap	Lap Tm	Diff	Time of Day
(9) Mike Ward			
1	1:11.839	+1.204	15:51:17.713
2	23:19.008	22:08.373	16:14:36.721
3	1:32.482	+21.847	16:16:09.203
4	1:12.055	+1.420	16:17:21.258
5	1:10.635		16:18:31.893
6	1:11.070	+0.435	16:19:42.963
7	1:11.398	+0.763	16:20:54.361
8	1:10.970	+0.335	16:22:05.331
9	1:10.950	+0.315	16:23:16.281
10	1:11.977	+1.342	16:24:28.258

Results provisional until the conclusion of judicial and technical matters Orbits

Chief Timekeeper: D.Bradfield

Clerk of the Course:

Live timing available at timing.rhwright.co.uk

www.mylaps.com

Licensed to: R.H.Wright Timing



500MRCI Race Meeting


Roadsports / Strykers

Kirkistown 500 MRCI 1.512 miles

Race 1 (R4)

28/08/2021 10:45

Race (14:43 and 1 Laps) started at 11:11:29



10

1:08.419
8 Roger Welaratne

19

1:08.871
4 Dominic Ryan

20

9

1:08.056
50 Pat Bergin

17

1:08.227
5 Des Meehan

18

8

1:07.257
90 Des Bruton

15

1:07.567
13 Kevin McGrath

16

7

13

14

6

87 Adam Macaulay

11

12

5

55 Mark Crawford

9

56 John Benson

10

4

3 Niall Fitzsimmons

7

40 Maurice McClay

8

3

1:06.821
10 Barney Casement

5

1:07.613
641 Brian Elliott

6

2

1:03.180
37 Ivor Greenwood

3

1:06.214
79 Kieron Smyth

4

1


1:01.862
20 Jim Larkham

1

1:02.440
31 Arnie Black

2

POLE POSITION



Results provisional until the conclusion of judicial and technical matters

Orbits

Chief Timekeeper: D.Bradfield

Clerk of the Course:

Live timing available at timing.rhwright.co.uk

www.mylaps.com

Licensed to: R.H.Wright Timing



500MRCI Race Meeting


Roadsports / Strykers

Kirkistown 500 MRCI 1.512 miles

Race 1 (R4)

28/08/2021 10:45

Race (14:43 and 1 Laps) started at 11:11:29



12

11 Michael Cullen

23

47 Steven Kelly

24


11

1:08.951
97 Colin Mamane

21

1:10.635
9 Mike Ward

22



Results provisional until the conclusion of judicial and technical matters

Orbits

Chief Timekeeper: D.Bradfield

Clerk of the Course:

Live timing available at timing.rhwright.co.uk

www.mylaps.com

Licensed to: R.H.Wright Timing



500MRCI Race Meeting

Sorted on Laps

Roadsports / Strykers

Kirkistown 500 MRCI 1.512 miles

Race 1 (R4)

28/08/2021 10:45

Race (14:43 and 1 Laps) started at 11:11:29

Pos	No.	Name	Make	Laps	Total Tm	Best Tm	Best Speed	In Lap	Avg. Speed
Not classified									
DNF	10	Barney Casement	2.0 Vauxhall Tigra	8	9:01.065	1:04.775	84.030	8	80.479
DNF	40	Maurice McClay	2.0 Westfield GM	8	9:35.602	1:03.916	85.159	6	75.650
DNS	79	Kieron Smyth	2.0 Stevenson Rocket				-	0	-
DNS	55	Mark Crawford	2.0 Caterham Rover				-	0	-
Roadsports B									
1	641	Brian Elliott	1.0 Westfield Honda	14	16:21.098	1:06.460	81.899	14	77.670
Roadsports C									
1	20	Jim Larkham	1.3 Radical PR6	14	15:49.752	1:00.997	89.234	4	80.234
2	56	John Benson	2.0 Crossle 37S	14	15:50.955	1:02.530	87.047	5	80.132
Not classified									
DNF	87	Adam Macaulay	1.0 Spire Suzuki	9	10:06.919	1:05.168	83.523	8	80.715
DNF	31	Arnie Black	1.8 Mermik Rover		1.942		-	0	-
DNS	37	Ivor Greenwood	1.3 Radical Prosport				-	0	-
DNS	3	Niall Fitzsimmons	1.3 Radical Prosport				-	0	-
Strykers 1.8									
1	11	Michael Cullen	1.8 Striker	14	16:07.230	1:06.385	81.992	14	78.784
2	8	Roger Welaratne	1.8 Striker	14	16:07.580	1:05.871	82.632	13	78.756
3	90	Des Bruton	1.8 Striker	14	16:12.944	1:06.975	81.269	7	78.321
4	5	Des Meehan	1.8 Striker	14	16:20.654	1:07.279	80.902	7	77.706
5	50	Pat Bergin	1.8 Striker	14	16:40.305	1:07.106	81.111	6	76.179
6	9	Mike Ward	1.8 Striker	13	16:36.088	1:08.788	79.127	13	71.037
Not classified									
DNF	47	Steven Kelly	1.8 Striker	10	12:54.308	1:07.551	80.576	6	70.295
DNF	4	Dominic Ryan	1.8 Striker	10	13:01.111	1:08.504	79.456	10	69.683
DNF	13	Kevin McGrath	1.8 Striker	9	10:20.269	1:06.451	81.910	6	78.977
DNF	97	Colin Marnane	1.8 Striker	8	9:19.188	1:07.273	80.909	7	77.870

Announcements

- Penalty - Car 641 +10s - Out of Position Start (Q12.14)
- Penalty - Car 40 +10s - Out of Position Start (Q12.14)
- Penalty - Car 50 +5s - Exceeding Track Limits (Q12.21.2b)
- Race Red Flagged on lap 10 - Restarted with grid based on lap 9 (Q12.15.2)

Margin of Victory	Avg. Speed	Best Lap Tm	Best Speed	Best Lap by
1.203	80.234	1:00.997	89.234	20 - Jim Larkham

Results provisional until the conclusion of judicial and technical matters

Orbits

Chief Timekeeper: D.Bradfield

Clerk of the Course:

Live timing available at timing.rhwright.co.uk

www.mylaps.com

Licensed to: R.H.Wright Timing



500MRCI Race Meeting


Roadsports / Strykers

Kirkistown 500 MRCI 1.512 miles

Race 1 (R4)

28/08/2021 10:45

Race (14:43 and 1 Laps) started at 11:11:29



Lap	Lap Tm	Diff	Time of Day
1	1:18.451	+14.535	11:12:51.537
2	1:09.589	+5.673	11:14:01.126
3	1:06.367	+2.451	11:15:07.493
4	1:04.861	+0.945	11:16:12.354
5	1:04.649	+0.733	11:17:17.003
6	1:03.916		11:18:20.919
7	1:04.946	+1.030	11:19:25.865
8	1:28.814	+24.898	11:20:54.679

Lap	Lap Tm	Diff	Time of Day
-----	--------	------	-------------

Lap	Lap Tm	Diff	Time of Day
-----	--------	------	-------------

Results provisional until the conclusion of judicial and technical matters

Orbits

Chief Timekeeper: D.Bradfield

Clerk of the Course:

Live timing available at timing.rhwright.co.uk

www.mylaps.com

Licensed to: R.H.Wright Timing



500MRCI Race Meeting

Roadsports / Strykers

Kirkistown 500 MRCI 1.512 miles

Race 2 (R11)

28/08/2021 14:15

Race (15:00 and 1 Laps) started at 14:50:20

10

1:08.235
5 Des Meehan

19

1:08.683

8 Roger Welaratne

20

9

1:07.638
13 Kevin McGrath

17

1:07.941

90 Des Bruton

18

8

15

16

7

13

14

6

3 Niall Fitzsimmons

11

12

5

55 Mark Crawford

9

40 Maurice McClay

10

4

87 Adam Macaulay

7

56 John Benson

8

3

1:06.897
10 Barney Casement

5

1:07.736
641 Brian Elliott

6

2

1:04.887
37 Ivor Greenwood

3

1:06.572
79 Kieron Smyth

4

1


1:02.195
20 Jim Larkham

1

1:02.508
31 Arnie Black

2

POLE POSITION



Results provisional until the conclusion of judicial and technical matters

Orbits

Chief Timekeeper: D.Bradfield

Clerk of the Course:

Live timing available at timing.rhwright.co.uk

www.mylaps.com

Licensed to: R.H.Wright Timing



500MRCI Race Meeting

Roadsports / Strykers

Kirkistown 500 MRCI 1.512 miles

Race 2 (R11)

28/08/2021 14:15

Race (15:00 and 1 Laps) started at 14:50:20



14

11 Michael Cullen
27

47 Steven Kelly
28

13

25
1:09.898
50 Pat Bergin
23


26
1:10.950
9 Mike Ward
24

12

1:08.882
4 Dominic Ryan
21

1:09.625
97 Colin Mamane
22

11



Results provisional until the conclusion of judicial and technical matters

Orbits

Chief Timekeeper: D.Bradfield

Clerk of the Course:

Live timing available at timing.rhwright.co.uk

www.mylaps.com

Licensed to: R.H.Wright Timing



500MRCI Race Meeting

Sorted on Laps

Roadsports / Strykers

Kirkistown 500 MRCI 1.512 miles

Race 2 (R11)

28/08/2021 14:15

Race (15:00 and 1 Laps) started at 14:50:20

Pos	No.	Name	Make	Laps	Total Tm	Best Tm	Best Speed	In Lap	Avg. Speed
Not classified									
DNF	10	Barney Casement	2.0 Vauxhall Tigra	2	2:32.315	1:10.475	77.233	2	71.471
DNS	79	Kieron Smyth	2.0 Stevenson Rocket				-	0	-
DNS	55	Mark Crawford	2.0 Caterham Rover				-	0	-
DNS	40	Maurice McClay	2.0 Westfield GM				-	0	-
Roadsports B									
1	641	Brian Elliott	1.0 Westfield Honda	15	17:05.207	1:06.595	81.733	15	79.638
Roadsports C									
1	20	Jim Larkham	1.3 Radical PR6	16	16:53.358	1:01.632	88.315	4	85.940
2	56	John Benson	2.0 Crossle 37S	16	16:59.860	1:02.071	87.690	16	85.392
3	87	Adam Macaulay	1.0 Spire Suzuki	15	17:23.456	1:07.625	80.488	2	78.245
Not classified									
DNS	31	Arnie Black	1.8 Mermik Rover				-	0	-
DNS	37	Ivor Greenwood	1.3 Radical Prosport				-	0	-
DNS	3	Niall Fitzsimmons	1.3 Radical Prosport				-	0	-
Strykers 1.8									
1	11	Michael Cullen	1.8 Striker	15	17:06.127	1:06.082	82.368	10	79.566
2	8	Roger Welaratne	1.8 Striker	15	17:06.229	1:06.350	82.035	12	79.559
3	50	Pat Bergin	1.8 Striker	15	17:21.110	1:07.101	81.117	6	78.421
4	90	Des Bruton	1.8 Striker	15	17:21.114	1:07.674	80.430	8	78.421
5	47	Steven Kelly	1.8 Striker	15	17:27.970	1:07.629	80.484	5	77.908
6	97	Colin Marnane	1.8 Striker	15	17:30.277	1:08.730	79.194	6	77.737
7	4	Dominic Ryan	1.8 Striker	15	17:30.490	1:08.455	79.512	11	77.721
8	9	Mike Ward	1.8 Striker	15	17:48.952	1:09.241	78.610	6	76.379
Not classified									
DNF	5	Des Meehan	1.8 Striker	9	10:46.678	1:07.402	80.755	8	75.752
DNF	13	Kevin McGrath	1.8 Striker	2	2:23.807	1:07.360	80.805	2	75.699

Margin of Victory	Avg. Speed	Best Lap Tm	Best Speed	Best Lap by
6.502	85.940	1:01.632	88.315	20 - Jim Larkham

Results provisional until the conclusion of judicial and technical matters

Orbits

Chief Timekeeper: D.Bradfield

Clerk of the Course:

Live timing available at timing.rhwright.co.uk

www.mylaps.com

Licensed to: R.H.Wright Timing



500MRCI Race Meeting


Roadsports / Strykers

Kirkistown 500 MRCI 1.512 miles

Race 2 (R11)

28/08/2021 14:15

Race (15:00 and 1 Laps) started at 14:50:20



Lap	Lap Tm	Diff	Time of Day
(10) Barney Casement			
1	1:16.509	+6.034	14:51:41.842
2	1:10.475		14:52:52.317

Lap	Lap Tm	Diff	Time of Day
-----	--------	------	-------------

Lap	Lap Tm	Diff	Time of Day
-----	--------	------	-------------

Results provisional until the conclusion of judicial and technical matters

Orbits

Chief Timekeeper: D.Bradfield

Clerk of the Course:

Live timing available at timing.rhwright.co.uk

www.mylaps.com

Licensed to: R.H.Wright Timing