





Class	No	Driver	TOTAL	Class Position	Run 1	Run 2	Run 3	Run 4	Run 5	SUB	Run 6	Run 7	Run 8	Run 9	Run 10	SUB	Run 11	Run 12	Run 13	Run 14	Run 15	TOTAL
A	1	Robin Lyons	704.6	1	50.4	48.1	53.9	39.8	42.9	235.1	50.1	44.9	52.4	43.6	42.6	468.7	50.5	47.9	57.2	38.7	41.6	704.6
A	7	Norman Ferguson	716.3	2	51.6	54.7	54.0	40.9	43.2	244.4	51.7	49.2	53.1	40.3	43.0	481.7	50.9	50.3	52.4	39.3	41.7	716.3
A	24	Jimmy Dougan	791.7	3	55.8	50.1	56.8	40.5	62.9	266.1	54.5	49.3	56.6	40.5	62.9	529.6	54.5	51.5	59.9	46.6	50.6	791.7
A	13	Boo McCurry	799.6	4	70.4	50.7	59.0	43.6	51.0	274.7	58.2	51.0	64.4	43.5	48.1	539.9	56.9	53.1	58.6	43.5	47.6	799.6
A	10	Noel Cochrane	815.0	5	65.0	52.1	57.9	52.0	49.5	276.5	56.3	50.7	57.3	44.4	49.8	535.0	57.2	67.9	56.9	43.9	54.1	815.0
A	14	Mark Brien	858.0	6	61.4	59.5	61.5	49.3	59.1	290.8	54.4	51.1	57.7	54.6	62.6	571.2	64.7	54.6	60.2	45.7	61.6	858.0
B	4	Mark Francis	731.9	1	51.5	48.9	54.5	47.0	44.5	246.4	52.1	47.9	54.1	41.9	44.5	486.9	51.7	52.8	54.2	41.4	44.9	731.9
B	15	Jack Brien	742.5	2	54.0	49.7	56.3	40.2	45.2	245.4	53.5	48.3	56.1	41.6	45.2	490.1	54.1	53.1	55.6	42.7	46.9	742.5
B	18	Simon Brien	746.6	3	53.3	48.7	55.3	41.1	46.8	245.2	52.6	49.5	55.9	42.3	46.7	492.2	54.4	54.5	55.5	43.1	46.9	746.6
B	3	Trevor Ferguson	749.3	4	58.3	49.6	55.1	42.1	47.1	252.2	53.9	47.7	54.7	42.0	46.9	497.4	54.5	52.3	54.9	43.2	47.0	749.3
B	42	Angus Johnson	750.9	5	54.9	48.9	54.5	40.9	54.9	254.1	53.0	54.1	54.5	42.3	46.3	504.3	53.4	51.5	54.3	41.0	46.4	750.9
B	26	James Mansfield	760.2	6	55.5	49.6	61.7	41.5	44.7	253.0	53.8	48.7	56.7	40.9	43.8	496.9	53.4	53.4	56.4	51.8	48.8	760.2
B	22	Robert Robinson	767.8	7	53.4	49.7	60.2	42.8	47.5	253.6	54.0	50.1	61.3	42.8	46.4	508.2	55.0	53.7	56.1	48.7	46.1	767.8
B	35	Adam Hilditch	777.6	8	58.7	57.4	62.4	43.3	45.7	267.5	54.8	51.2	56.1	44.7	44.8	519.1	54.2	55.7	58.1	45.0	45.5	777.6
B	19	Derek Harrison	781.9	9	55.2	52.7	57.3	49.3	47.0	261.5	54.6	52.9	57.5	43.8	53.5	523.8	55.2	56.9	57.4	43.8	44.8	781.9
B	39	James Crowe	788.8	10	56.5	50.6	57.7	42.4	48.7	255.9	55.7	52.4	57.5	57.0	46.5	525.0	55.1	58.3	58.4	44.2	47.8	788.8
B	11	Ian McCann	793.9	11	58.5	52.5	58.8	40.1	58.2	268.1	57.5	53.0	58.7	45.0	48.0	530.3	58.6	54.6	57.9	44.1	48.4	793.9
B	21	George McMillen	795.2	12	64.6	52.3	60.0	43.9	54.9	275.7	55.1	54.3	56.7	43.0	46.0	530.8	56.6	60.1	57.2	44.5	46.0	795.2
B	20	Bryan Mutch	796.3	13	57.6	52.0	59.1	43.4	56.7	268.8	57.0	50.9	58.5	45.1	49.7	530.0	56.9	54.8	56.2	48.7	49.7	796.3
B	16	Damien Doran	807.0	14	56.8	56.7	62.4	48.4	46.7	271.0	56.1	57.5	57.5	47.6	46.2	535.9	56.4	62.6	61.6	43.9	46.6	807.0
B	37	Caleb Cuddy	808.8	15	56.1	56.5	59.4	43.9	50.9	266.8	56.9	54.1	64.0	45.9	51.5	539.2	56.9	56.3	58.9	47.4	50.1	808.8
B	29	Harry Barr	823.8	16	59.0	61.5	59.4	49.6	49.8	279.3	67.6	52.6	57.7	44.7	50.4	552.3	57.1	59.5	56.5	44.0	54.4	823.8
B	41	Martin McKernan	824.8	17	56.4	52.3	64.6	46.8	58.5	278.6	55.7	52.7	58.5	46.0	51.9	543.4	57.4	57.9	56.5	46.5	49.5	824.8
B	23	Robin Pitts	831.0	18	57.3	52.7	59.1	56.9	64.5	290.5	63.1	53.7	59.7	44.9	50.3	562.2	57.5	54.4	57.9	45.6	53.4	831.0
B	30	Gavin Campbell	853.7	19	71.1	53.5	58.9	47.0	55.4	285.9	57.9	54.0	60.4	46.6	58.4	563.2	64.2	65.7	59.2	47.0	54.4	853.7
B	17	Robin Cuddy	865.3	20	66.2	59.6	58.6	45.3	56.6	286.3	63.3	56.5	71.5	48.3	53.7	579.6	58.1	64.8	60.8	46.2	55.8	865.3
B	34	Gareth Henry	868.3	21	57.8	53.3	59.6	45.8	54.8	271.3	67.6	57.4	60.2	47.3	53.8	557.6	61.2	61.8	67.6	61.4	58.7	868.3
B	32	Paul Muldoon	885.3	22	62.2	60.0	62.7	59.9	56.9	301.6	62.6	60.4	63.3	51.9	53.3	593.1	62.2	63.1	66.3	48.9	51.7	885.3
B	33	Jonathan Stewart	928.8	23	70.2	64.4	60.5	47.8	64.5	307.4	60.6	64.1	65.8	47.3	64.5	609.7	60.9	71.5	65.2	56.7	64.6	928.8
C	2	Paul Mooney	676.5	1	48.7	47.1	51.1	38.9	41.1	226.9	48.7	45.6	50.5	37.9	40.3	449.9	49.1	48.7	50.2	38.3	40.3	676.5
C	36	Aaron Annett	744.4	2	55.5	51.3	55.7	42.5	45.3	250.3	54.9	50.4	55.4	41.1	44.0	496.1	54.2	52.8	55.5	42.3	43.5	744.4
C	31	Dessie Martin	777.5	3	59.3	53.6	59.5	44.3	46.0	262.7	58.0	50.9	56.6	45.5	46.7	520.4	55.8	56.1	57.2	42.8	45.2	777.5
C	27	Adam McMullan	804.0	4	63.5	53.9	60.1	45.6	49.2	272.3	57.8	52.5	58.8	45.7	49.3	536.4	58.6	54.4	59.0	46.3	49.3	804.0
C	43	Stephen Newell	923.3	5	68.7	61.1	70.0	58.7	61.1	325.6	64.5	65.6	65.4	57.9	49.8	628.8	65.8	64.1	60.9	48.0	55.7	923.3
C	28	Nathan Mann	972.7	6	68.7	65.3	71.1	58.0	61.1	324.2	67.6	65.6	70.5	57.9	60.3	646.1	69.1	68.7	70.2	58.3	60.3	972.7
D	6	Mark Ferguson	851.1	1	58.8	51.8	59.5	44.6	50.3	265.0	69.0	51.8	64.0	77.4	55.5	582.7	59.9	54.8	57.4	44.3	52.0	851.1
D	40	Kyle Thompson	866.0	2	61.6	59.6	61.1	48.5	50.0	280.8	77.3	57.1	65.6	47.1	60.0	587.9	61.0	57.6	61.3	48.7	49.5	866.0
D	38	Jamie Kerr	939.2	3	70.5	69.2	66.3	54.9	70.0	330.9	63.5	63.6	61.8	49.4	60.0	649.2	67.2	60.0	61.3	48.4	53.1	939.2

1 Penalty 
2 Penalties 

3 Penalties 
Fail 

Class	No	Driver	TOTAL	Overall Position	Run 1	Run 2	Run 3	Run 4	Run 5	SUB	Run 6	Run 7	Run 8	Run 9	Run 10	SUB	Run 11	Run 12	Run 13	Run 14	Run 15	TOTAL
C	2	Paul Mooney	676.5	1	48.7	47.1	51.1	38.9	41.1	226.9	48.7	45.6	50.5	37.9	40.3	449.9	49.1	48.7	50.2	38.3	40.3	676.5
A	1	Robin Lyons	704.6	2	50.4	48.1	53.9	39.8	42.9	235.1	50.1	44.9	52.4	43.6	42.6	468.7	50.5	47.9	57.2	38.7	41.6	704.6
A	7	Norman Ferguson	716.3	3	51.6	54.7	54.0	40.9	43.2	244.4	51.7	49.2	53.1	40.3	43.0	481.7	50.9	50.3	52.4	39.3	41.7	716.3
B	4	Mark Francis	731.9	4	51.5	48.9	54.5	47.0	44.5	246.4	52.1	47.9	54.1	41.9	44.5	486.9	51.7	52.8	54.2	41.4	44.9	731.9
B	15	Jack Brien	742.5	5	54.0	49.7	56.3	40.2	45.2	245.4	53.5	48.3	56.1	41.6	45.2	490.1	54.1	53.1	55.6	42.7	46.9	742.5
C	36	Aaron Annett	744.4	6	55.5	51.3	55.7	42.5	45.3	250.3	54.9	50.4	55.4	41.1	44.0	496.1	54.2	52.8	55.5	42.3	43.5	744.4
B	18	Simon Brien	746.6	7	53.3	48.7	55.3	41.1	46.8	245.2	52.6	49.5	55.9	42.3	46.7	492.2	54.4	54.5	55.5	43.1	46.9	746.6
B	3	Trevor Ferguson	749.3	8	58.3	49.6	55.1	42.1	47.1	252.2	53.9	47.7	54.7	42.0	46.9	497.4	54.5	52.3	54.9	43.2	47.0	749.3
B	42	Angus Johnson	750.9	9	54.9	48.9	54.5	40.9	54.9	254.1	53.0	54.1	54.5	42.3	46.3	504.3	53.4	51.5	54.3	41.0	46.4	750.9
B	26	James Mansfield	760.2	10	55.5	49.6	61.7	41.5	44.7	253.0	53.8	48.7	56.7	40.9	43.8	496.9	53.4	53.4	56.4	51.5	48.8	760.2
B	22	Robert Robinson	767.8	11	53.4	49.7	60.2	42.8	47.5	253.6	54.0	50.1	61.3	42.8	46.4	508.2	55.0	53.7	56.1	48.7	46.1	767.8
C	31	Dessie Martin	777.5	12	59.3	53.6	59.5	44.3	46.0	262.7	58.0	50.9	56.6	45.5	46.7	520.4	55.8	56.1	57.2	42.8	45.2	777.5
B	35	Adam Hilditch	777.6	13	58.7	57.4	62.4	43.3	45.7	267.5	54.8	51.2	56.1	44.7	44.8	519.1	54.2	55.7	58.1	45.0	45.5	777.6
B	19	Derek Harrison	781.9	14	55.2	52.7	57.3	49.3	47.0	261.5	54.6	52.9	57.5	43.8	53.5	523.8	55.2	56.9	57.4	43.8	44.8	781.9
B	39	James Crowe	788.8	15	56.5	50.6	57.7	42.4	48.7	255.9	55.7	52.4	57.5	57.0	46.5	525.0	55.1	58.3	58.4	44.2	47.8	788.8
A	24	Jimmy Dougan	791.7	16	55.8	50.1	56.8	40.5	62.9	266.1	54.5	49.3	56.6	40.5	62.6	529.6	54.5	51.5	59.9	45.6	50.6	791.7
B	11	Ian McCann	793.9	17	58.5	52.5	58.8	40.1	58.2	268.1	57.5	53.0	58.7	45.0	48.0	530.3	58.6	54.6	57.9	44.1	48.4	793.9
B	21	George McMillen	795.2	18	64.6	52.3	60.0	43.9	54.9	275.7	55.1	54.3	56.7	43.0	46.0	530.8	56.6	60.1	57.2	44.5	46.0	795.2
B	20	Bryan Mutch	796.3	19	57.6	52.0	59.1	43.4	56.7	268.8	57.0	50.9	58.5	45.1	49.7	530.0	56.9	54.8	56.2	48.7	49.7	796.3
A	13	Boo McCurry	799.6	20	70.4	50.7	59.0	43.6	51.0	274.7	58.2	51.0	64.4	43.5	48.1	539.9	56.9	53.1	58.6	43.5	47.6	799.6
C	27	Adam McMullan	804.0	21	63.5	53.9	60.1	45.6	49.2	272.3	57.8	52.5	58.8	45.7	49.3	536.4	58.6	54.4	59.0	46.3	49.3	804.0
B	16	Damien Doran	807.0	22	56.8	56.7	62.4	48.4	46.7	271.0	56.1	57.5	57.5	47.6	46.2	535.9	56.4	62.6	61.6	43.9	46.6	807.0
B	37	Caleb Cuddy	808.8	23	56.1	56.5	59.4	43.9	50.9	266.8	56.9	54.1	64.0	45.9	51.5	539.2	56.9	56.3	58.9	47.4	50.1	808.8
A	10	Noel Cochrane	815.0	24	65.0	52.1	57.9	52.0	49.5	276.5	56.3	50.7	57.3	44.4	49.8	535.0	57.2	67.9	56.9	43.9	54.1	815.0
B	29	Harry Barr	823.8	25	59.0	61.5	59.4	49.6	49.8	279.3	67.6	52.6	57.7	44.7	50.4	552.3	57.1	59.5	56.5	44.0	54.4	823.8
B	41	Martin McKernan	824.8	26	56.4	52.3	64.6	46.8	58.5	278.6	55.7	52.7	58.5	46.0	51.9	543.4	57.4	61.5	56.5	46.5	49.5	824.8
B	23	Robin Pitts	831.0	27	57.3	52.7	59.1	56.9	64.5	290.5	63.1	53.7	59.7	44.9	50.3	562.2	57.5	54.4	57.9	45.6	53.4	831.0
D	6	Mark Ferguson	851.1	28	58.8	51.8	59.5	44.6	50.3	265.0	69.0	51.8	64.0	77.4	55.5	582.7	59.9	54.8	57.4	44.3	52.0	851.1
B	30	Gavin Campbell	853.7	29	71.1	53.5	58.9	47.0	55.4	285.9	57.9	54.0	60.4	46.6	58.4	563.2	64.2	65.7	59.2	47.0	54.4	853.7
A	14	Mark Brien	858.0	30	61.4	59.5	61.5	49.3	59.1	290.8	54.4	51.1	57.7	54.6	62.6	571.2	64.7	54.6	60.2	45.7	61.6	858.0
B	17	Robin Cuddy	865.3	31	66.2	59.6	58.6	45.3	56.6	286.3	63.3	56.5	71.5	48.3	53.7	579.6	58.1	64.8	60.8	46.2	55.8	865.3
D	40	Kyle Thompson	866.0	32	61.6	59.6	61.1	48.5	50.0	280.8	77.3	57.1	65.6	47.1	60.0	587.9	61.0	57.6	61.3	48.7	49.5	866.0
B	34	Gareth Henry	868.3	33	57.8	53.3	59.6	45.8	54.8	271.3	67.6	57.4	60.2	47.3	53.8	557.6	61.2	61.8	67.6	61.4	58.7	868.3
B	32	Paul Muldoon	885.3	34	62.2	60.0	62.7	59.8	56.9	301.6	62.6	60.4	63.3	51.9	53.3	593.1	62.2	63.1	66.3	48.9	51.7	885.3
C	43	Stephen Newell	923.3	35	68.7	67.1	70.0	58.7	61.1	325.6	64.5	65.6	65.4	57.9	49.8	628.8	65.8	64.1	60.9	48.0	55.7	923.3
B	33	Jonathan Stewart	928.8	36	70.2	64.4	60.5	47.8	64.6	307.4	60.6	64.1	65.8	47.3	64.5	609.7	60.9	71.5	65.2	56.7	64.6	928.8
D	38	Jamie Kerr	939.2	37	70.5	69.2	66.3	54.9	70.0	330.9	63.5	63.6	61.8	49.4	60.0	649.2	67.2	60.0	61.3	48.4	53.1	939.2
C	28	Nathan Mann	972.7	38	68.7	65.3	71.1	58.0	61.1	324.2	67.6	65.6	70.5	57.9	60.3	646.1	69.1	68.7	70.2	58.3	60.3	972.7

2 Penalties 

Fail 