

Coleraine Motor Club

1 June 2019

Comp No	Competitor	TOTAL	Class Position	Run 1	Run 2	Run 3	SUB	Run 4	Run 5	Run 6	SUB	Run 7	Run 8	Run 9	SUB	Run 10	Run 11	Run 12	TOTAL
A2	STEVEN FERGUSON	788.2	1	64.9	64.8	69.1	198.8	64.1	64.8	68.1	395.8	64.3	65.1	66.7	591.9	64.5	64.0	67.8	788.2
A6	ROBIN LYONS	795.2	2	67.0	65.2	68.3	200.5	64.8	64.2	68.6	398.1	64.6	64.4	69.0	596.1	64.0	67.0	68.1	795.2
A5	CHRIS GRIMES	807.2	3	66.2	65.5	69.8	201.5	64.6	66.6	71.3	404.0	64.5	67.8	68.8	605.1	64.1	68.3	69.7	807.2
A4	JAMES WILSON	809.2	4	66.5	67.6	70.5	204.6	68.5	66.9	68.2	408.2	65.5	66.7	67.9	608.3	64.8	67.5	68.6	809.2
A3	PETER GRIMES	830.8	5	64.9	66.6	67.2	198.7	64.0	66.0	68.6	397.3	64.3	64.8	68.0	614.4	64.3	64.3	67.6	830.8
A8	PAUL PHELAN	1009.8	6	80.6	82.0	87.2	249.8	79.5	81.8	88.1	499.2	84.3	83.8	86.7	754.0	84.0	84.0	87.8	1009.8
B1	ASHLEY LAMONT	818.9	1	66.2	70.8	68.1	205.1	71.0	65.8	69.1	411.0	66.8	73.0	67.5	618.3	65.1	67.1	68.4	818.9
B4	TREVOR FERGUSON	894.0	2	74.2	72.6	83.4	230.2	71.5	71.5	77.7	450.9	70.0	75.8	76.0	672.7	70.3	76.3	74.7	894.0
B3	PAUL LOWTHER	896.2	3	77.4	75.1	75.2	227.7	70.9	75.3	75.1	449.0	69.9	79.4	74.9	673.2	71.4	75.2	76.4	896.2
C4	SAM BOWDEN	821.9	1	71.5	66.3	69.5	207.3	65.0	65.9	68.5	406.7	65.4	66.9	69.1	608.1	64.9	67.7	81.2	821.9
C6	RICHARD EARNEY	962.4	2	79.2	78.4	82.5	240.1	81.9	78.1	80.7	480.8	77.1	78.6	81.1	717.6	77.0	79.2	88.6	962.4
C2	NORMAN FERGUSON	971.7	3	78.2	77.0	77.3	232.5	77.2	81.4	81.0	472.1	80.3	86.9	79.4	718.7	84.4	87.7	80.9	971.7
C5	ANDREW EARNEY	971.7	4	78.9	82.8	82.2	243.9	77.4	78.8	85.9	486.0	78.1	84.8	80.0	728.9	84.9	78.0	79.9	971.7
D1	DAVID THOMPSON	799.7	1	65.8	67.2	68.5	201.5	65.3	65.6	67.8	400.2	64.2	65.7	70.0	600.1	64.6	66.4	68.6	799.7
D2	MARK KING	810.4	2	68.7	67.6	69.3	205.6	64.1	66.0	73.2	408.9	64.4	66.2	69.1	608.6	64.9	67.6	69.3	810.4
D6	ANDY BLAIR	900.0	3	68.1	81.2	86.5	243.8	68.2	71.7	78.6	462.3	72.0	71.9	72.9	679.1	69.9	69.2	81.8	900.0

- 1 Penalty
- 2 Penalties
- 3 Penalties
- Fail



Coleraine Motor Club

1 June 2019





Comp No	Competitor	TOTAL	Overall Position	Run 1	Run 2	Run 3	SUB	Run 4	Run 5	Run 6	SUB	Run 7	Run 8	Run 9	SUB	Run 10	Run 11	Run 12	TOTAL
A2	STEVEN FERGUSON	788.2	1	64.9	64.8	69.1	198.8	64.1	64.8	68.1	395.8	64.3	65.1	66.7	591.9	64.5	64.0	67.8	788.2
A6	ROBIN LYONS	795.2	2	67.0	65.2	68.3	200.5	64.8	64.2	68.6	398.1	64.6	64.4	69.0	596.1	64.0	67.0	68.1	795.2
D1	DAVID THOMPSON	799.7	3	65.8	67.2	68.5	201.5	65.3	65.6	67.8	400.2	64.2	65.7	70.0	600.1	64.6	66.4	68.6	799.7
A5	CHRIS GRIMES	807.2	4	66.2	65.5	69.8	201.5	64.6	66.6	71.3	404.0	64.5	67.8	68.8	605.1	64.1	68.3	69.7	807.2
A4	JAMES WILSON	809.2	5	66.5	67.6	70.5	204.6	68.5	66.9	68.2	408.2	65.5	66.7	67.9	608.3	64.8	67.5	68.6	809.2
D2	MARK KING	810.4	6	68.7	67.6	69.3	205.6	64.1	66.0	73.2	408.9	64.4	66.2	69.1	608.6	64.9	67.6	69.3	810.4
B1	ASHLEY LAMONT	818.9	7	66.2	70.8	68.1	205.1	71.0	65.8	69.1	411.0	66.8	73.0	67.5	618.3	65.1	67.1	68.4	818.9
C4	SAM BOWDEN	821.9	8	71.5	66.3	69.5	207.3	65.0	65.9	68.5	406.7	65.4	66.9	69.1	608.1	64.9	67.7	81.2	821.9
A3	PETER GRIMES	830.8	9	64.9	66.6	67.2	198.7	64.0	66.0	68.6	397.3	84.3	64.8	68.0	614.4	64.3	64.3	87.8	830.8
B4	TREVOR FERGUSON	894.0	10	74.2	72.6	83.4	230.2	71.5	71.5	77.7	450.9	70.0	75.8	76.0	672.7	70.3	76.3	74.7	894.0
B3	PAUL LOWTHER	896.2	11	77.4	75.1	75.2	227.7	70.9	75.3	75.1	449.0	69.9	79.4	74.9	673.2	71.4	75.2	76.4	896.2
D6	ANDY BLAIR	900.0	12	68.1	87.2	89.5	243.8	68.2	71.7	78.6	462.3	72.0	71.9	72.9	679.1	69.9	69.2	87.8	900.0
C6	RICHARD EARNEY	962.4	13	79.2	78.4	82.5	240.1	81.9	78.1	80.7	480.8	77.1	78.6	81.1	717.6	77.0	79.2	88.6	962.4
C2	NORMAN FERGUSON	971.7	14	78.2	77.0	77.3	232.5	77.2	81.4	81.0	472.1	80.3	86.9	79.4	718.7	84.4	87.7	80.9	971.7
C5	ANDREW EARNEY	971.7	15	78.9	82.8	82.2	243.9	77.4	78.8	85.9	486.0	78.1	84.8	80.0	728.9	84.9	78.0	79.9	971.7
A8	PAUL PHELAN	1009.8	16	80.6	82.0	87.2	249.8	79.5	81.8	88.1	499.2	84.3	83.8	86.7	754.0	84.0	84.0	87.8	1009.8

- 1 Penalty
- 2 Penalties
- 3 Penalties
- Fail



ANICC Autotest Clubman Challenge

Comp No	Competitor	TOTAL	Class Position	Run 1	Run 2	Run 3	SUB	Run 5	Run 5	Run 6	SUB	Run 7	Run 8	Run 9	TOTAL
A1	GARY CAMPBELL	552.1	1	63.2	67.6	60.9	191.7	58.2	60.3	60.9	371.1	59.1	61.1	60.8	552.1
A2	JACK GILLIS	567.0	2	66.1	62.2	67.5	195.8	62.3	68.2	60.5	386.8	60.5	60.6	59.1	567.0
A6	GEOFFREY HODGETT	632.0	3	68.1	72.4	75.8	216.3	67.2	66.1	80.5	430.1	66.2	66.4	69.3	632.0
A7	IAN MCCANN	645.6	4	68.9	71.7	69.5	210.1	78.2	71.6	80.5	440.4	68.1	73.4	63.7	645.6
B1	GORDON BUCKLEY	617.4	1	66.6	67.9	76.0	210.5	65.7	66.3	69.2	411.7	66.9	65.2	73.6	617.4
C1	BEN COLHOUN	561.2	1	61.8	65.2	61.0	188.0	62.9	63.8	59.4	374.1	60.8	64.6	61.7	561.2
C2	JIMMY DOUGAN	626.0	2	65.8	66.7	66.4	198.9	66.5	69.6	68.4	403.4	65.3	84.6	72.7	626.0
D1	DEREK HARRISON	706.3	1	75.6	81.8	87.3	244.7	75.6	79.8	77.3	477.4	78.2	78.8	71.9	706.3

 1 Penalty
 2 Penalties
 3 Penalties
 Fail

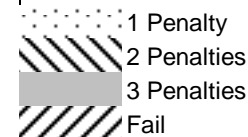
ANICC Autotest Advanced Challenge

Comp No	Competitor	TOTAL	Class Position	Run 1	Run 2	Run 3	SUB	Run 4	Run 5	Run 6	SUB	Run 7	Run 8	Run 9	TOTAL
A1	DAMIEN MOONEY	548.4	1	59.1	60.7	58.4	178.2	56.8	58.7	63.6	357.3	57.9	71.7	61.5	548.4
B1	MICHAEL WORKMAN	608.7	1	63.1	79.9	63.5	206.5	71.5	66.3	68.1	412.4	65.5	66.6	64.2	608.7
D1	COLIN HAZELTON	689.2	1	78.8	77.7	72.4	228.9	81.7	74.7	73.6	458.9	83.0	74.5	72.8	689.2



ANICC Autotest Clubman Challenge

Comp No	Competitor	TOTAL	Overall Position	Run 1	Run 2	Run 3	SUB	Run 5	Run 5	Run 6	SUB	Run 7	Run 8	Run 9	TOTAL
A1	GARY CAMPBELL	552.1	1	63.2	67.6	60.9	191.7	58.2	60.3	60.9	371.1	59.1	61.1	60.8	552.1
C1	BEN COLHOUN	561.2	2	61.8	65.2	61.0	188.0	62.9	63.8	59.4	374.1	60.8	64.6	61.7	561.2
A2	JACK GILLIS	567.0	3	66.1	62.2	67.5	195.8	62.3	68.2	60.5	386.8	60.5	60.6	59.1	567.0
B1	GORDON BUCKLEY	617.4	4	66.6	67.9	76.0	210.5	65.7	66.3	69.2	411.7	66.9	65.2	73.6	617.4
C2	JIMMY DOUGAN	626.0	5	65.8	66.7	66.4	198.9	66.5	69.6	68.4	403.4	65.3	84.6	72.7	626.0
A6	GEOFFREY HODGETT	632.0	6	68.1	72.4	75.8	216.3	67.2	66.1	80.5	430.1	66.2	66.4	69.3	632.0
A7	IAN MCCANN	645.6	7	68.9	71.7	69.5	210.1	78.2	71.6	80.5	440.4	68.1	73.4	63.7	645.6
D1	DEREK HARRISON	706.3	8	75.6	81.8	87.3	244.7	75.6	79.8	77.3	477.4	78.2	78.8	71.9	706.3

*ANICC Autotest Advanced Challenge*

Comp No	Competitor	TOTAL	Overall Position	Run 1	Run 2	Run 3	SUB	Run 4	Run 5	Run 6	SUB	Run 7	Run 8	Run 9	TOTAL
A1	DAMIEN MOONEY	548.4	1	59.1	60.7	58.4	178.2	56.8	58.7	63.6	357.3	57.9	71.7	61.5	548.4
B1	MICHAEL WORKMAN	608.7	2	63.1	79.9	63.5	206.5	71.5	66.3	68.1	412.4	65.5	66.6	64.2	608.7
D1	COLIN HAZELTON	689.2	3	78.8	77.7	72.4	228.9	81.7	74.7	73.6	458.9	83.0	74.5	72.8	689.2

