

U A C Autotest

22 April 2017

Comp No	Competitor	TOTAL	Class Position	Run 1	Run 2	Run 3	SUB	Run 4	Run 5	Run 6	SUB	Run 7	Run 8	Run 9	SUB	Run 10	Run 11	Run 12	TOTAL
A1	PAUL MOONEY	672.7	1	59.6	49.7	60.9	170.2	50.8	46.4	64.1	331.5	50.2	47.6	68.3	497.6	49.8	67.3	58.0	672.7
A2	PETER GRIMES	682.7	2	57.3	50.8	64.5	172.6	52.9	49.6	65.7	340.8	62.7	50.4	66.5	520.4	52.3	48.6	61.4	682.7
A3	STEVEN FERGUSON	683.8	3	58.3	51.4	64.0	173.7	52.7	48.8	84.1	359.3	53.3	49.5	63.4	525.5	51.6	47.3	59.4	683.8
A5	JAMES WILSON	702.5	4	65.5	54.7	65.3	185.5	53.1	50.9	65.7	355.2	53.3	51.7	67.4	527.6	53.5	50.9	70.5	702.5
A4	CHRIS GRIMES	709.1	5	59.0	51.3	65.1	175.4	53.5	50.6	84.1	363.6	54.9	53.7	68.0	540.2	53.5	50.9	64.5	709.1
A10	PAUL PHELAN	768.8	6	65.8	60.7	73.5	200.0	59.7	56.9	70.6	387.2	57.6	56.2	75.9	576.9	59.8	57.9	74.2	768.8
B2	ASHLEY LAMONT	655.1	1	52.2	51.9	62.4	166.5	51.5	48.8	60.6	327.4	54.7	49.5	64.0	495.6	51.2	48.9	59.4	655.1
B1	PAUL BLAIR	685.3	2	51.7	54.1	63.6	169.4	52.4	49.7	60.9	332.4	62.3	57.1	64.7	516.5	57.4	50.7	60.7	685.3
B3	TOM DEVANEY	731.9	3	56.3	56.4	76.0	188.7	57.5	55.0	65.4	366.6	60.8	56.0	74.6	558.0	55.4	53.6	64.9	731.9
C1	ROBIN LYONS	679.4	1	59.2	52.5	63.8	175.5	52.3	49.6	62.7	340.1	53.2	53.7	67.4	514.4	53.3	50.4	61.3	679.4
C2	NORMAN FERGUSON	721.8	2	59.8	54.2	66.8	180.8	55.6	53.6	67.4	357.4	58.7	56.1	70.0	542.2	56.3	54.5	68.8	721.8
C5	JONNI MCDAID	752.2	3	66.1	52.9	67.6	186.6	63.2	53.4	71.1	374.3	56.0	73.7	66.7	570.7	63.5	52.9	65.1	752.2
D2	MARK KING	683.4	1	55.3	49.0	70.5	174.8	55.7	49.4	64.9	344.8	55.5	52.0	64.7	517.0	53.6	49.6	63.2	683.4
D3	JAMIE MCMILLAN	714.6	2	54.7	49.9	74.5	179.1	54.2	49.1	73.8	356.2	55.8	52.6	67.5	532.1	59.4	50.9	72.2	714.6
D4	ANDREW BLAIR	763.4	3	58.6	65.5	69.6	193.7	74.2	54.1	68.6	390.6	67.6	54.4	69.3	581.9	61.0	52.9	67.6	763.4

1 Penalty
 2 Penalties
 3 Penalties
 Fail



U A C Autotest

22 April 2017

Comp No	Competitor	TOTAL	Overall Position	Run 1	Run 2	Run 3	SUB	Run 4	Run 5	Run 6	SUB	Run 7	Run 8	Run 9	SUB	Run 10	Run 11	Run 12	TOTAL
B2	ASHLEY LAMONT	655.1	1	52.2	51.9	62.4	166.5	51.5	48.8	60.6	327.4	54.7	49.5	64.0	495.6	51.2	48.9	59.4	655.1
A1	PAUL MOONEY	672.7	2	59.6	49.7	60.9	170.2	50.8	46.4	64.1	331.5	50.2	47.6	68.3	497.6	49.8	67.3	58.0	672.7
C1	ROBIN LYONS	679.4	3	59.2	52.5	63.8	175.5	52.3	49.6	62.7	340.1	53.2	53.7	67.4	514.4	53.3	50.4	61.3	679.4
A2	PETER GRIMES	682.7	4	57.3	50.8	64.5	172.6	52.9	49.6	65.7	340.8	62.7	50.4	66.5	520.4	52.3	48.6	61.4	682.7
D2	MARK KING	683.4	5	55.3	49.0	70.5	174.8	55.7	49.4	64.9	344.8	55.5	52.0	64.7	517.0	53.6	49.6	63.2	683.4
A3	STEVEN FERGUSON	683.8	6	58.3	51.4	64.0	173.7	52.7	48.8	84.1	359.3	53.3	49.5	63.4	525.5	51.6	47.3	59.4	683.8
B1	PAUL BLAIR	685.3	7	51.7	54.1	63.6	169.4	52.4	49.7	60.9	332.4	62.3	57.1	64.7	516.5	57.4	50.7	60.7	685.3
A5	JAMES WILSON	702.5	8	65.5	54.7	65.3	185.5	53.1	50.9	65.7	355.2	53.3	51.7	67.4	527.6	53.5	50.9	70.5	702.5
A4	CHRIS GRIMES	709.1	9	59.0	51.3	65.1	175.4	53.5	50.6	84.1	363.6	54.9	53.7	68.0	540.2	53.5	50.9	64.5	709.1
D3	JAMIE MCMILLAN	714.6	10	54.7	49.9	74.5	179.1	54.2	49.1	73.8	356.2	55.8	52.6	67.5	532.1	59.4	50.9	72.2	714.6
C2	NORMAN FERGUSON	721.8	11	59.8	54.2	66.8	180.8	55.6	53.6	67.4	357.4	58.7	56.1	70.0	542.2	56.3	54.5	68.8	721.8
B3	TOM DEVANEY	731.9	12	56.3	56.4	76.0	188.7	57.5	55.0	65.4	366.6	60.8	56.0	74.6	558.0	55.4	53.6	64.9	731.9
C5	JONNI MCDAID	752.2	13	66.1	52.9	67.6	186.6	63.2	53.4	71.1	374.3	56.0	73.7	66.7	570.7	63.5	52.9	65.1	752.2
D4	ANDREW BLAIR	763.4	14	58.6	65.5	69.6	193.7	74.2	54.1	68.6	390.6	67.6	54.4	69.3	581.9	61.0	52.9	67.6	763.4
A10	PAUL PHELAN	768.8	15	65.8	60.7	73.5	200.0	59.7	56.9	70.6	387.2	57.6	56.2	75.9	576.9	59.8	57.9	74.2	768.8





- 1 Penalty
- 2 Penalties
- 3 Penalties
- Fail



U A C Autotest

22 April 2017

Class	Competitor	No	TOTAL	Class Position	Run 1	Run 2	Run 3	SUB	Run 4	Run 5	Run 6	SUB	Run 7	Run 8	Run 9	TOTAL
1	JAMES MANSFIELD E	5	314.9	1	26.8	31.3	47.7	105.8	29.1	32.6	39.8	207.3	32.0	33.9	41.7	314.9
1	BRENDAN MOONEY	3	330.4	1	29.2	33.3	50.1	112.6	36.3	33.1	41.6	223.6	31.6	32.7	42.5	330.4
1	GARY CAMPBELL	2	357.7	2	40.8	33.5	49.2	123.5	29.1	34.4	61.6	248.6	29.6	33.1	46.4	357.7
1	JACK GILLIS	1	388.2	3	37.1	34.1	51.0	122.2	49.1	33.2	48.1	252.6	33.8	39.3	62.5	388.2
3	RICHARD EARNEY E	3	319.3	1	26.6	33.5	48.2	108.3	25.9	33.4	40.6	208.2	36.2	33.9	41.0	319.3
3	DAMIAN MOONEY	1	336.8	2	36.6	32.4	51.7	120.7	25.1	34.8	47.2	227.8	26.6	32.3	50.1	336.8
3	ANDREW EARNEY E	2	349.6	3	36.3	34.6	48.6	119.5	27.7	32.9	43.8	223.9	38.2	35.3	52.2	349.6
3	JIMMY DOUGAN	5	389.7	1	33.2	37.4	78.8	149.4	30.7	37.9	53.4	271.4	31.6	36.4	50.3	389.7
3	IAN MCCANN	7	417.6	2	36.8	41.7	58.8	137.3	50.5	40.0	59.1	286.9	30.8	41.3	58.6	417.6
4	NOEL COCHRANE E	1	D N F		38.8			38.8				38.8				D N F
4	COLIN HAZELTON	4	390.4	1	29.5	43.3	56.3	129.1	31.6	43.7	54.0	258.4	36.7	42.0	53.3	390.4
4	DEREK HARRISON	7	459.2	2	35.8	52.3	62.2	150.3	44.6	42.7	61.8	299.4	56.7	41.9	61.2	459.2
4	HARRY BARR	10	471.4	3	49.5	49.0	62.4	160.9	43.2	43.8	58.3	306.2	56.7	47.6	60.9	471.4

 1 Penalty
 2 Penalties
 3 Penalties
 Fail / Max

